

BOWLING GREEN STATE UNIVERSITY



GYMNASTICS
2017 RECORD BOOK





CONTENTS / QUICK FACTS



Athletic Communications

Gymnastics Contact..... Matthew Daley
 Office Phone.....419-372-7105
 Cell Phone.....419-494-8586
 E-Mail mwdaley@bgsu.edu
 Director Jason Knavel
 Office Phone.....419-372-7075
 Assistant Director Mike Cihon
 Assistant Director Jenna Jorgensen
 Ath. Comm. Assistant James Nahikian
 Intern Amanda Cutcher
 Student Intern..... Daniela Carrillo
 Mailing Address ...249 Doyt Perry Stadium East
 Bowling Green, OH 43403
 Overnight Address..... 1610 Stadium Drive
 Athletics Website www.BGSUFalcons.com

The Mid-American Conference

Gymnastics Contact..... Tori Kohl
 Office Phone.....216-566-4622
 E-Mail tkohl@mac-sports.com
 MAC Media Relations Fax216.858.9622
 MAC Address 24 Public Square, 15th Floor
 Cleveland, OH 44113
 MAC Website www.mac-sports.com

Credits

The 2017 BGSU gymnastics media guide was produced by the BGSU Athletic Communications Office – Matthew Daley, Gymnastics Contact; Jason Knavel, Director; Mike Cihon and Jenna Jorgensen, Assistant Directors; James Nahikian, Assistant; Amanda Cutcher, Intern; Daniela Carrillo, Student Intern – in cooperation with the BGSU gymnastics program. Primary inside photography by Craig Bell and Brad Phalin, BGSU Office of Marketing and Communications. Additional photography provided by BGSU Athletic Communications.

University Information

SchoolBowling Green State University
 Location Bowling Green, Ohio 43403-0030
 Founded..... 1910
 Enrollment17,558
 NicknameFalcons
 ColorsOrange & Brown
 Affiliation NCAA Division I
 Conference Mid-American (MAC)
 Venue..... Anderson Arena (2,800)
 University President Mary Ellen Mazey
 Director of Athletics..... Bob Moosbrugger
 Athletics Dept. Phone.....419-372-2401

Gymnastics Staff

Head Coach Kerrie Turner
 Experience Tenth Year
 Alma Mater Ursinus, '99
 Record at BGSU 44-92
 MAC Record 19-34
 Assistant Coach Jason Bauer
 Experience Third Year
 Alma Mater Thomas Ed., '04
 Assistant Coach Marie Case
 Experience Second Year
 Alma Mater Kent State, '14

Team Information

2016 Record 6-12
 2016 Conference Record..... 1-5 (MAC)
 2016 MAC Championship Finish 3rd of 7
 2016 High Score196.500
 Letterwinners Returning/Lost..... 10/2
 Newcomers 7
 All-Time Overall Record278-326-2
 All-Time MAC Record.....91-108-1

Table of Contents

COVER	1
TABLE OF CONTENTS/QUICK FACTS	2
SOCIAL MEDIA	3
2017 ROSTER	4
COACHING STAFF	5-9
Turner	6-7
Bauer	8
Case	9
MEET THE FALCONS	10-21
Team Headshots	11
Seniors	12-13
Juniors	13-14
Sophomores	15-18
Freshmen	18-21
OPPONENT INFORMATION	22-26
2017 Schedule	23
All-Time Results vs 2017 Opponents	24-26
2016 SEASON IN REVIEW	27-36
2016 Results	28
Meet-by-Meet Results	29-35
Team & Individual Top Tens	36
BGSU GYMNASTICS HISTORY	37-50
BGSU Year-By-Year History	38-41
Team-by-Team W-L Records	42
Marny Oestreng -- NCAA Champion	43
Falcon Honors	44-45
Record Book	46-47
MAC Championship Teams	48
MAC Individual Champions	49
Falcons At Regionals	50
SCHOLASTIC ALL-AMERICANS	51
ANDERSON ARENA	52-53

**FOLLOW
THE
FALCONS!**



**@BGathletics |
@FalconGymn**



**Search: "BGSU Athletics" |
"BGSU Gymnastics"**



**Search: "FalconAthletics" |
"Bowling Green Gymnastics"**



2017 ROSTER



2017 FALCON GYMNASTICS

Name	Events	Year	Hometown/High School
Lexi Augustine	UB, BB, FX	FR	Scottsdale, Ariz./Pinnacle
Julia Beyer	AA	SO	Naperville, Ill./Neuqua Valley
Rachel Creagh	V, FX	SO	Clinton Township, Mich./L'Anse Creuse
Lauren De Meno	V, UB, BB	SO	Staten Island, N.Y./Tottenville
Leslie Delgado	AA	SO	Ensenada, Mexico/Preparatoria Xochicalo
Jovannah East	AA	FR	Zion, Ill./Zion Benton Township
Lauren Feely	AA	SR	Gurnee, Ill./Carmel Catholic
Shannon Goniwiecha	V, UB, FX	JR	Rochester Hills, Mich./Stoney Creek
Victoria Heath	V, BB, FX	SR	York, Pa./Skyline Gymnastics
Erika Houser	UB, BB, FX	SO	Marysville, Pa./Susquenita
Alex Johnston	UB, BB	FR	Washington Township, N.J./Westwood
India McPeak	V, BB, FX	JR	Bangor, N. Ireland/Regent House Grammar School
Laura Mitchell	UB, BB, FX	JR	London, England/Queens' School
Randi Morris	AA	FR	Arlington, Texas/James Martin
Katie Morsefield	V, FX	SO	Kent, Ohio/Theodore Roosevelt
Rachel Reis	UB	SR	Ponte Vedra, Fla./Allen D. Nease
Kayla Rose	V, BB, FX	SO	Hamilton, Ohio/Fairfield Senior
Shannon St. Jean	AA	FR	New Fairfield, Conn./New Fairfield
Taylor Worthington	V, BB, FX	FR	West Warwick, R.I./West Warwick

Head Coach: Kerrie Turner (Ursinus College, 1999) – Tenth Season

Associate Head Coach: Jason Bauer (Thomas Edison State College, 2004) – Third Season

Assistant Coach: Marie Case (Kent State University, 2014) - Second Season

2017 COACHING STAFF





COACHING STAFF



KERRIE TURNER

Head Coach
Tenth Season
Ursinus College, 1999

Kerrie Turner begins her tenth season as head coach of the Bowling Green State University gymnastics program in 2017. Turner was named to the position on Nov. 1, 2007 after serving four seasons as an assistant under Dan Connelly beginning in 2003.

During her first nine seasons as head coach, Turner won the 2013 MAC Coach of the Year award, mentored six Mid-American Conference individual champions, led the team to its first NCAA Regional appearance in 25 years, and coached nine individual NCAA Regional qualifiers, six of whom qualified in multiple seasons. Her athletes have twice won MAC Freshman of the Year and have also captured MAC Senior Gymnast of the Year and MAC Specialist of the Year awards. She has also coached three athletes named first team All-MAC.

In the classroom, the Falcons have shined throughout Turner's tenure. Under her watch, Falcon gymnasts have been named Scholastic All-American 34 times, while nine different Falcons have earned Academic All-MAC status a total of 17 times. In 2016, Lauren Feely was named to the CoSIDA Academic All-American women's at-large team.

The 2016 season was one of unprecedented success for Turner and the Falcons. Bowling Green qualified for the NCAA Regionals as a team for the first time since 1991, as they finished sixth of six teams (193.850) at the University of Alabama. At the MAC Championships, the Falcons placed third with a 195.625. The overall score was the best-ever for BGSU at the MAC meet, and the third-place finish tied with the 2014 team for the best in Turner's nine seasons. The team earned three of the top ten scores in school history during the 2016 season, including a new school record of 196.500 on Senior Night against Northern Illinois. The team also set a new balance team record (49.250).

Two individual athletes, Lauren Feely (all-around) and Laura Mitchell (beam), won MAC championships in 2016. The pair

join Alyssa Nocella and Jamilah Ali (2013) as the only instances of two individual MAC champions in one season for BGSU since 2001. The team led the MAC with seven weekly award winners and tied a program high with five Academic All-MAC selections. Nocella concluded her BGSU career with a Female Scholar Athlete of the Week award (Feb. 17), two Gymnast of the Week awards, the MAC Senior of the Year award, and first-team All-MAC status. She also became one of two athletes in Falcon gymnastics history to be named Academic All-MAC in three consecutive years.

In 2015, Turner coached the Falcons to their best season since 2002. BGSU opened the 2015 season with the program's first win over a Big Ten Conference opponent since 2004 and went on to defeat Michigan State again to secure two wins over the Big Ten across one season for the first time since 2002. The Falcons were ranked No. 14 in the country according to GymInfo, which is the second best in program history.

The Orange and Brown scored a season-best 195.700 to defeat Kent State for the first time in Bowling Green since 1999. Three team scores from the 2015 season (195.700 vs. Kent State, 195.500 vs. Ball State, 195.250 at MSU) rank inside of the top 10 in program history.

Individually, Alyssa Nocella was named First Team All-MAC for the second straight season, becoming the first Falcon to accomplish this feat since Marny Oestreg took home the honor across 1999-2001. She also became just the third BGSU gymnast across the last 15 years to qualify for three straight regionals. Lauren Feely became the third Falcon in as many years to win at least a share of the MAC Vault Championship, as she scored a career-best 9.900 on the event. Feely was also named to the All-Tournament Team.

In 2014, Turner guided BGSU to its best finish in 22 years. The Falcons went 4-2 in conference play during the regular season



COACHING STAFF



and placed third at the MAC Championships. Amanda Lievendag took home the vault title at the event, and three gymnasts (Megan Harrington, Alyssa Nocella and Gina Locigno) went on to qualify for regionals.

The Orange and Brown posted historic scores in 2014. The team's vault score of 49.125 versus Central Michigan on Feb. 9 is the best in program history. At the same meet, BGSU totaled a score of 195.550, which ranks sixth in school history. The team's total of 195.925, which was earned on March 6, is fourth best in the annals of Bowling Green gymnastics.

Individually, Nocella and Locigno registered scores in the all-around and balance beam that rank in the top-five in program history. Feely's 9.900 in vault at the Chicago Style Invite places her tied for third in BGSU's record books, while Lievendag totaled two scores that rank her in the top-five on uneven bars.

In 2013, Ali (vault) and Nocella (balance beam) took home MAC titles. Nocella then scored a 9.85 on floor at the NCAA regionals – the highest score from a Falcon at regionals since 1999. The Falcons finished 5-11 and 3-3 in the MAC.

Turner's 2012 squad also placed fifth at the MAC Championships, but an era-high four Falcons qualified for regionals and Harrington was named to the Academic All-MAC team.

In 2011, the Orange and Brown started a rebuilding process. Nine of the 13 Falcons on the roster were underclassmen. The young team set a foundation for future success, as BGSU has increased its win total over each of the past three seasons since the 1-12 campaign in 2011.

In her third year as head coach in 2010, Turner led the team to a 4-2 record in the Mid-American Conference – the highest finish since 2002. The Falcons' five-meet win streak after an 0-2 start was the program's best stretch in over eight years. Dawn Christman, along with being an Academic All-MAC selection, won an outright MAC title (floor) for the first time since national champion Marny Oestreng won the all-around and vault in 2000. Turner also sent three Falcons to regionals that year – the most since 1982.

In 2009, Bowling Green finished fourth at the MAC Championships, which was the Orange and Brown's highest finish since 2005. Turner also coached Breanne Guy to a tenth place finish in the all-around at the NCAA regionals.

Turner's first season after being promoted to head coach saw the Falcons finish 9-12 (3-3 MAC). Jacquelyn Bernhardt was named MAC Specialist of the Year, and two gymnasts secured spots to compete at the NCAA regionals.

As an assistant from 2003-07, Turner was an integral part in coaching seven Falcons to top-10 performances in program history on the balance beam and floor.

TURNER BY THE NUMBERS

Record at BGSU: 44-92
MAC Record: 19-34
MAC Coach of the Year: 1 (2013)
Team Regional Qualification: 1 (2016)
Scholastic All-Americans: 34
Academic All-MAC Selections: 17
Regional Qualifiers Coached: 9
MAC Individual Champions: 7
First Team All-MAC Performers: 3
MAC Freshmen of the Year: 2
MAC Specialists of the Year: 1
MAC Senior of the Year: 1

TURNER CAREER CHRONOLOGY

Gymnast – Ursinus College (1996-99)
Assistant Coach – Ursinus College (1999-2000)
Head Coach – Wisconsin-Oshkosh (2000-03)
Assistant Coach – Bowling Green (2003-07)
Associate Head Coach – Bowling Green (2007)
Head Coach – Bowling Green (2007-PR)

TURNER FILE

Full Name: Kerrie McKinney Turner
Date Appointed: Nov. 1, 2007
Hometown: Wilton, Conn.
Education: Ursinus College (1999)
Husband: Dr. Adrian Turner
Daughter: Mikayla

Turner arrived to Bowling Green after serving as the head gymnastics coach at the University of Wisconsin-Oshkosh for three seasons (2001-2003). She was named WIAC Coach of the Year in 2003 while also working as an admissions counselor for the university.


Prior to Wisconsin-Oshkosh, Turner was an assistant coach at her alma mater, Ursinus College, from Oct. 1999 through March 2000.

A native of Wilton, Conn., Turner was a gymnast for Ursinus from 1996-99 and was elected team captain during her junior and senior seasons. She earned a degree in exercise and sport science in May 1999.

Turner (Beach) is married to Dr. Adrian Turner, BGSU Associate Professor of Physical Education. The couple resides in Bowling Green with their daughter Mikayla.



COACHING STAFF



JASON BAUER

Associate Head Coach

Third Season

Thomas Edison State College, 2004

Jason Bauer begins his third season with the Bowling Green State University gymnastics program in 2017 and his first as Associate Head Coach. Bauer was promoted to the position on June 3, 2016 after serving as an assistant coach since Aug. 20, 2014. He currently serves as the team's primary uneven bars coach and the Falcons' recruiting coordinator.

During the 2016 season, Bauer helped lead the Falcons to a third-place finish at the MAC Championships and the team's first NCAA Regional appearance in 25 years. His athletes combined to score 49.050 twice on the uneven bars, first against Central Michigan and again against Northern Illinois. The Falcons' 196.500 overall score against NIU established a new school record. At the MAC meet, the team posted a 48.800 to help BGSU earn a team record for overall score at the event (195.625).

Senior Alyssa Nocella became just the fifth athlete in BGSU history to record a 9.900 on the uneven bars, and she reached that milestone twice in 2016 against Eastern Michigan and Central Michigan. Nocella and Caroline Ellingboe also reached 9.875 in the event to cement their places in BGSU's all-time top ten scores in the event.

Bauer helped the Falcons score 195.000 or better five times during his debut season in 2015. The team scored a season-best 49.075 on the uneven bars in a regular season-ending victory over Kent State. BGSU also posted a 49.000 in the event in a win against Ball State. The Falcons just missed the 49-point barrier in East Lansing, Mich. against Michigan State (48.950), but the team defeated the Spartans in that meet. Athletes registered 9.800 or better individually 19 times in 2015, led by Caroline Ellingboe's 9.875 at Central Michigan.

Prior to arriving at BGSU, Bauer coached level 9 and 10 gymnasts in the club ranks. In 2012, Bauer served as the girls coach for Head Over Heels Gymnastics. He was responsible for the daily training of the gymnasts, maintained the company website, oversaw all aspects of business operations, and served as the club's director of marketing and promotions. Bauer qualified many of his athletes for regional and national competitions.

Bauer also brought Division I coaching experience to Bowling

Green. From 1997-2000, he was an assistant coach at Rutgers University. Under his watch, the Scarlet Knights reached the NCAA Regionals for the first time in program history (2000). Rutgers went 16-5 during that season and posted the best score (49.400) on bars in school history against MAC foe Eastern Michigan. Also in 2000, Rutgers posted the second best score (49.200) in program history in the floor exercise, and the team's 195.400 team score against Ursinus ranks second in RU history.

As a part of coach Chrystal Chollet-Norton's staff, Bauer aided in recruiting and contributed to all aspects of coaching. During his time in Piscataway, Bauer composed practice schedules, conditioning programs and assisted in the meet scheduling process. Further, he fundraised for the team by hosting invitational and recreational gymnastics programs.

Bauer is a native of Edison, N.J. and has a strong connection to the international game. Serving as the head coach of Maccabi USA, Bauer coached Team USA to a team gold medal at the 2011 Pan American Maccabi Games in Sao Paulo, Brazil. He was also head coach for Team USA when they won a silver medal at the 2013 World Maccabiah Games in Israel. The multi-sport event, which is held every four years, brings together over 9,000 athletes and is considered one of the largest international sporting events in the world.

Bauer's time in club gymnastics runs deeper than just his work with Maccabi USA and Head Over Heels Gymnastics. Bauer was the owner and head coach for the American Gymnastics Academy from 2003-2012. Based out of Edison, he ran the day-to-day operations of the full-service gymnastics school. Across his tenure, he saw many of his athletes earn collegiate scholarships.

In addition to his coaching experience, Bauer was the president of the Jersey Optional Gymnastics Association from 2005-2013. Over that stop, Bauer was in charge of maintaining the rules, policies and governance of the New Jersey gymnastics league. Under his leadership, membership grew from approximately 600 athletes to just under 1,000.

Bauer earned a bachelor's degree in sociology from Thomas Edison State College in 2004.



COACHING STAFF



MARIE CASE

Assistant Coach

Second Season

Kent State University, 2014

Marie Case begins her second season as Assistant Gymnastics Coach for Bowling Green State University during the 2016 season. Case joined the staff in 2016 following five seasons at Kent State University, first as an athlete and later as an assistant coach. Case serves as the Falcons' primary vault and floor exercise coach, and she is the team's academic and community service coordinator.

In her first season with the Falcons, Case helped her athletes achieve scores of 49.000 or greater on five occasions, four on floor exercise and once on the vault. The Falcons' best scores of 2016 in both events were against Northern Illinois, when the team set a school record with a 196.500 overall score. That night, BGSU scored 49.225 on the floor and 49.025 on the vault.

Individually, Case coached athletes in the floor exercise event to scores of 9.900 four times, as well as 9.875 an additional five times. Lauren Feely and Alyssa Nocella notched matching 9.900 scores against NIU, and Feely's 9.875 at the MAC Championships helped her earn the MAC championship in the all-around competition. Feely's 9.850 on vault in the same event was tied for the second-highest score of the year in that event for BGSU; only her 9.875 at Illinois State surpassed it.

Case wrapped up a storied four-year career at KSU in 2014 before joining Brice Biggin's staff as a volunteer assistant in 2015. Case was a three-time MAC Gymnast of the Year for the Golden Flashes, and she is KSU's all-time points leader at 1,808.125.

In her first year as a coach, Case helped guide the Golden Flashes to a first-place finish at the MAC Championships in 2015. Competing in their own gym, Kent State scored a 196.375, ending Central Michigan's hopes at a sixth consecutive title.

One of the most accomplished gymnasts in Mid-American Conference history, Case enjoyed an incredible amount of

success throughout her time as a student-athlete. She was named MAC Freshman of the Year in 2011 and was tabbed as a second team All-MAC performer. The Golden Flashes also qualified for the NCAA National Championships that year for the first time in program history.

As a sophomore, Case was named second team All-MAC again, while also being named the conference's gymnast of the year.

Case was also named MAC Gymnast of the Year during her junior and senior seasons. Across those seasons (2013-14), the Golden Flashes were the regular-season champions of the MAC. As a junior, Case won the all-around at the MAC Championships with a 39.250. She was also named first team All-MAC for the first time in her career.

In 2014, Case was named the MAC Senior Gymnast of the Year and again was a first team All-MAC performer. She won the all-around at the MAC Championships in back-to-back years by totaling a 39.500. Case was also the balance beam (9.900) champion that year, and a co-champion on vault (9.850). She topped off her career by qualifying for the NCAA National Championships in the all-around. Case was an All-American as a senior, and was also named the NACGC/W Central Region Co-Gymnast of the Year.

Over her four years as a student-athlete, she led the Golden Flashes to a 21-3 record in the MAC. A native of Erie, Pennsylvania, Case graduated from KSU in 2014 with a degree in exercise science.



2017 FALCON GYMNASTS



MEET THE FALCONS




Lexi Augustine



Julia Beyer



Rachel Creagh



Lauren De Meno



Leslie Delgado



Jovannah East




Lauren Feely




Shannon Goniwiecha




Victoria Heath




Erika Houser



Alex Johnston



India McPeak



Laura Mitchell




Randi Morris



Katie Morsefield



Rachel Reis



Kayla Rose



Shannon St. Jean



Taylor Worthington



MEET THE FALCONS



CAREER BESTS

Vault: 9.900
Bars: 9.850
Beam: 9.850
Floor: 9.900
All-Ard: 39.375

LAUREN FEELY

Senior -- Gurnee, Ill. (Carmel Catholic)



ABOUT LAUREN...

Full Name: Lauren Feely

Nickname: Laur

Major: Inclusive Early Childhood Education

Favorite Event: Vault

Favorite Food: Pasta

Favorite Music: Today's hits, country

Favorite Movie: Love Actually

Favorite Pet/Type of Animal: Zebra

Inspirational Quote: "What doesn't kill you makes you stronger."

Funny/Movie Quote: "Just keep swimming!" -- Dory

CAREER BESTS

Vault: 9.825
Bars: --
Beam: 9.750
Floor: 9.875
All-Ard.: --

VICTORIA HEATH

Senior -- York, Pa. (Skyline Gymnastics)



ABOUT VICTORIA...

Full Name: Victoria Iris Heath

Nickname: Tor

Major: Dietetics

Favorite Event: Floor to compete, beam to practice

Favorite Food: Quesadillas or Chinese food

Favorite Music: Pop or Disney music

Favorite Movie: The Proposal

Favorite Pet/Type of Animal: Jack Russel terrier

Inspirational Quote: "We're all faced with a series of great opportunities brilliantly disguised as impossible situations."

Funny/Movie Quote: "A woman's mind is cleaner than a man's. She changes it more often."



MEET THE FALCONS



CAREER BESTS

Vault: --

Bars: 9.850

Beam: 9.800

Floor: --

All-Ard.: --

RACHEL REIS

Senior -- Ponte Vedra, Fla. (Allen D. Nease)



ABOUT RACHEL...

Full Name: Rachel Reis

Nickname: Reis

Major: Exercise Science

Favorite Event: Bars

Favorite Food: Baked Ziti

Favorite Music: Current hits/pop

Favorite Movie: Tangled

Favorite Pet/Type of Animal: My dog

Inspirational Quote: "You're already in pain. You're already hurting. Get a reward from it."

CAREER BESTS

Vault: 9.750

Bars: 9.750

Beam: --

Floor: --

All-Ard.: --

SHANNON GONIWIECHA

Junior -- Rochester Hills, Mich. (Stoney Creek)



ABOUT SHANNON...

Full Name: Shannon Goniwiecha

Nickname: Wiech, Shan #1

Major: Biology (pre-pharmacy)

Favorite Event: Bars

Favorite Food: Ice cream

Favorite Music: Hip hop or country

Favorite Movie: The Last Song

Favorite Pet/Type of Animal: My labra-doodle, Wookie

Favorite Place: Orange Beach

Inspirational Quote: "When the going gets tough, the tough get going."



MEET THE FALCONS



CAREER BESTS

Vault: --

Bars: --

Beam: --

Floor: --

All-Ard.: --

INDIA McPEAK

**Junior -- Bangor, Northern Ireland
(Regent House Grammar School)**



ABOUT INDIA...

Full Name: India Shannon McPeak

Nickname: Indy

Major: Exercise Science

Favorite Event: Beam

Favorite Food: Pizza

Favorite Music: Pop

Favorite Movie: All of the Harry Potter movies

Favorite Pet/Type of Animal: Kittens

Inspirational Quote: "If it's both terrifying and amazing, you should definitely pursue it." -- Erada

Funny/Movie Quote: "Travel is the only thing you buy that makes you richer."

CAREER BESTS

Vault: --

Bars: 9.850

Beam: 9.925

Floor: 9.825

All-Ard.: --

LAURA MITCHELL

Junior -- London, England (Queens' School)



ABOUT LAURA...

Full Name: Laura Rebecca Gabrielle Lavinia Mitchell

Nickname: Mitch

Major: Interior Design

Favorite Event: Beam

Favorite Food: Italian or Mexican

Favorite Music: Old school R&B

Favorite Movie: All of the Harry Potter movies

Favorite Pet/Type of Animal: Dogs

Inspirational Quote: "Play like you're in first. Train like you're in second."

Fun Fact: I have visited about 20 different countries



MEET THE FALCONS



CAREER BESTS

Vault: --
Bars: --
Beam: --
Floor: --
All-Ard.: --

JULIA BEYER

Sophomore -- Naperville, Ill. (Neuqua Valley)



ABOUT JULIA...

Full Name: Julia June Beyer

Nickname: Jules

Major: Biology

Favorite Event: Floor

Favorite Food: Ice cream

Favorite Music: Country

Favorite Movie: The Heat

Favorite Pet/Type of Animal: Dog

Inspirational Quote: "Our dreams will break the boundaries of our fears."

Funny/Movie Quote: "Kayla, am I boring you?"

CAREER BESTS

Vault: 9.550
Bars: --
Beam: --
Floor: 9.750
All-Ard.: --

RACHEL CREAGH

Sophomore -- Clinton Twp., Mich. (L'Anse Creuse)



ABOUT RACHEL...

Full Name: Rachel Creagh

Nickname: Creagh

Major: Exercise Science

Favorite Event: Floor

Favorite Food: Spaghetti

Favorite Music: Country

Favorite Movie: Elf

Favorite Pet/Type of Animal: My puppy, Buster

Inspirational Quote: "Don't wait for the perfect moment. Take the moment and make it perfect."

Funny/Movie Quote: "The best way to spread Christmas cheer is singing loud for all to hear." -- Buddy the Elf



MEET THE FALCONS



CAREER BESTS

Vault: 9.825

Bars: --

Beam: 8.750

Floor: --

All-Ard.: --

LAUREN DE MENO

Sophomore -- Staten Island, N.Y. (Tottenville)



ABOUT LAUREN...

Full Name: Lauren De Meno

Nickname: Nemo

Major: Communication Sciences and Disorders

Favorite Event: Vault

Favorite Food: Sushi

Favorite Music: Country

Favorite Movie: Burlesque

Inspirational Quote: "Courage and greatness have a magical talisman, before which difficulties disappear and obstacles vanish into air."

Funny/Movie Quote: "Joey doesn't share food." -- Friends

CAREER BESTS

Vault: 9.650

Bars: 9.725

Beam: --

Floor: 9.025

All-Ard.: --

LESLIE DELGADO

**Sophomore -- Ensenada, Mexico
(Preparatoria Xochicalo)**



ABOUT LESLIE...

Full Name: Leslie Stacy Delgado Burgos

Nickname: Les, Taco

Major: Dietetics

Favorite Event: Bars

Favorite Food: Chilaquiles, quesadillas and enchiladas

Favorite Music: Pop

Favorite Movie: The Last Song

Favorite Pet/Type of Animal: Dog

Inspirational Quote: "Believe in yourself and all that you are. Know that there is something inside you that is greater than any obstacle."



MEET THE FALCONS



CAREER BESTS

Vault: --
Bars: --
Beam: --
Floor: 9.775
All-Ard.: --

ERIKA HOUSER

Sophomore -- Marysville, Pa. (Susquenita)



ABOUT ERIKA...

Full Name: Erika Marie Houser

Nickname: E

Major: Graphic Design

Favorite Event: Bars

Favorite Food: Ice cream

Favorite Music: Hip hop

Favorite Movie: Elf

Favorite Pet/Type of Animal: Bettayonce

Inspirational Quote: "It is during our darkest moments that we must focus to see the light." -- Aristotle Onassis

Funny/Movie Quote: "You smell like beef and cheese. You don't smell like Santa."

CAREER BESTS

Vault: 9.725
Bars: --
Beam: --
Floor: --
All-Ard.: --

KATIE MORSEFIELD

Sophomore -- Kent, Ohio (Theodore Roosevelt)



ABOUT KATIE...

Full Name: Katie Morsefield

Nickname: KT

Major: Biology

Favorite Event: Floor

Favorite Food: Chips and guacamole

Favorite Music: Hip hop and alternative

Favorite Movie: The Jungle Book (the new one)

Favorite Pet/Type of Animal: My dog

Favorite Place: Grand Teton National Park

Inspirational Quote: "Do more of what makes you happy."



MEET THE FALCONS



CAREER BESTS

Vault: --

Bars: --

Beam: --

Floor: 9.875

All-Ard.: --

KAYLA ROSE

Sophomore -- Hamilton, Ohio (Fairfield Senior)



ABOUT KAYLA...

Full Name: Kayla Rose

Nickname: Kay

Major: Exercise Science

Favorite Event: Floor

Favorite Food: I love food

Favorite Music: All music types

Favorite Movie: The Spongebob movie

Favorite Pet/Type of Animal: My puppy, Mishko

Inspirational Quote: "Work hard in silence, so your success can make all of the noise."

Funny/Movie Quote: "Can I be excused for the rest of my life?" -- Spongebob

CAREER BESTS

Vault: --

Bars: --

Beam: --

Floor: --

All-Ard.: --

LEXI AUGUSTINE

Freshman -- Scottsdale, Ariz. (Pinnacle)



ABOUT LEXI...

Full Name: Alexa Grace Augustine

Nickname: Lexi

Major: Biology

Favorite Event: Beam

Favorite Food: Salmon

Favorite Music: Hip hop

Favorite Movie: Forrest Gump

Favorite Pet/Type of Animal: French bulldog

Favorite Quote: "The pain you feel today will be the strength you feel tomorrow."

Inspirational Quote: "I can do all things through Him who gives me strength."



MEET THE FALCONS



CAREER BESTS

Vault: --

Bars: --

Beam: --

Floor: --

All-Ard.: --

JOVANNAH EAST

Freshman -- Zion, Ill. (Zion Benton Twp.)



ABOUT JOVANNAH...

Full Name: Jovannah East

Nickname: Jo

Major: Sports Management

Favorite Event: Vault

Favorite Food: Spaghetti

Favorite Music: Hip hop

Favorite Movie: The Lion King

Favorite Pet/Type of Animal: Dog

Inspirational Quote: "If you want to succeed as bad as you want to breathe, then you'll be successful." -- Eric Thomas

CAREER BESTS

Vault: --

Bars: --

Beam: --

Floor: --

All-Ard.: --

ALEX JOHNSTON

Freshman -- Washington Twp., N.J. (Westwood)



ABOUT ALEX...

Full Name: Alexandra Johnston

Nickname: Alex

Major: Business Management

Favorite Event: Beam

Favorite Food: Sushi

Favorite Music: Rap, R&B

Favorite Movie: The Last Song

Favorite Pet/Type of Animal: Chameleon

Inspirational Quote: "It's not one single moment. For us, it's every moment. It's an approach, a way of life, an unwavering focus, and a passion for doing things the way they should be done."



MEET THE FALCONS



CAREER BESTS

Vault: --

Bars: --

Beam: --

Floor: --

All-Ard.: --

RANDI MORRIS

Freshman -- Arlington, Texas (James Martin)



ABOUT RANDI...

Full Name: Randi Morris

Nickname: None

Major: Undecided

Favorite Event: Floor

Favorite Food: Chicken or steak

Favorite Music: Country

Favorite Movie: The Sandlot

Favorite Pet/Type of Animal: My cow, Sprankles

Inspirational Quote: "Courage is being scared to death but saddling up anyway." -- John Wayne

Funny/Movie Quote: "I'm not insane. My mother had me tested." -- Sheldon Cooper

CAREER BESTS

Vault: --

Bars: --

Beam: --

Floor: --

All-Ard.: --

SHANNON ST. JEAN

Freshman -- New Fairfield, Conn. (New Fairfield)



ABOUT SHANNON...

Full Name: Shannon Frances St. Jean

Nickname: StaJohn, Shan #2

Major: Neuroscience

Favorite Event: Bars

Favorite Food: Buffalo chicken

Favorite Music: Hip hop

Favorite Movie: Lilo & Stitch

Favorite Pet/Type of Animal: Dog

Favorite Place: Fire Island, N.Y.

Inspirational Quote: "Everything happens for a reason, and with hard work, everything will turn out the way it should be."



MEET THE FALCONS



CAREER BESTS

- Vault:** --
- Bars:** --
- Beam:** --
- Floor:** --
- All-Ard.:** --

TAYLOR WORTHINGTON

Freshman -- West Warwick, R.I. (West Warwick)



ABOUT TAYLOR...

Full Name: Taylor Worthington

Nickname: Woah

Major: Exercise Science

Favorite Event: Beam

Favorite Food: Pasta

Favorite Music: Pop/alternative

Favorite Movie: High School Musical 3

Favorite Pet/Type of Animal: Baby polar bears

Favorite Place: Rhode Island beaches

Inspirational Quote: "Ask yourself if what you're doing today is getting you closer to where you want to be tomorrow."

2017 OPPONENTS





2017 SCHEDULE



1/7	at Penn State vs Temple vs Brigham Young		University Park, Pa.	4:00 p.m.
1/13	at Utah State vs North Carolina State		Logan, Utah	7:00 p.m.
1/21	ILLINOIS STATE		ANDERSON ARENA	4:30 p.m.
1/28	at Metroplex Invitational vs San Jose State vs Central Michigan vs George Washington		Fort Worth, Texas	6:30 p.m.
2/3	at Northern Illinois		DeKalb, Ill.	6:00 p.m.
2/5	WESTERN MICHIGAN		ANDERSON ARENA	2:00 p.m.
2/11	NEW HAMPSHIRE		ANDERSON ARENA	2:30 p.m.
2/18	BALL STATE		ANDERSON ARENA	4:00 p.m.
2/26	at Central Michigan		Mount Pleasant, Mich.	1:00 p.m.
3/3	KENT STATE		ANDERSON ARENA	6:00 p.m.
3/5	at Michigan State		East Lansing, Mich.	2:00 p.m.
3/13	at Eastern Michigan		Ypsilanti, Mich.	7:00 p.m.
3/18	MAC CHAMPIONSHIPS		STROH CENTER	2:00 p.m.
4/1	at NCAA Regionals		TBA	TBA
4/18-19	at NCAA Championships		St. Louis, Mo.	TBA



HISTORY VS 2017 OPPONENTS



ALL TIME RESULTS VS 2017 OPPONENTS

BALL STATE

YearScore

1975 (R) W, 73.25-66.80
 1976 (R) W, 85.55-80.10
 1977 (R) W, 126.30-102.25
 1979 (H) W, 123.60-105.15
 1982 (H) W, 128.850-122.050
 1983 (R) W, 163.300-156.100
 1984 (H) W, 170.800-164.650
 1985 (N) W, 171.850-169.300
 1985 (R) L, 170.100-172.450
 1986 (H) L, 173.600-173.650
 1987 (R) W, 172.200-167.300
 1988 (H) W, 169.500-166.750
 1988 (N) W, 171.600-170.450
 1990 (H) W, 179.150-170.100
 1991 (R) L, 180.050-182.050
 1992 (H) W, 184.650-182.100
 1993 (R) L, 182.600-184.400
 1994 (H) L, 181.550-185.200
 1995 (H) L, 181.975-185.400
 1995 (R) L, 177.550-184.875
 1996 (R) L, 185.600-191.675
 1997 (R) L, 186.400-188.450
 1998 (R) L, 186.625-189.600
 1999 (H) W, 194.475-193.425
 2000 (R) L, 191.425-193.925
 2001 (H) W, 195.950-195.475
 2002 (R) W, 192.700-191.625
 2003 (H) W, 193.800-188.675
 2004 (R) W, 193.475-193.425
 2005 (H) W, 193.000-191.750
 2006 (R) L, 183.625-187.875
 2007 (H) W, 191.425-188.925
 2009 (H) W, 189.575-187.325
 2010 (R) W, 191.575-190.475
 2011 (H) L, 187.750-192.325
 2012 (R) L, 193.900-194.050
 2013 (H) W, 194.525-192.775
 2014 (R) W, 194.150-193.025
 2015 (H) W, 195.500-193.875
 2016 (R) L, 193.650-195.250

CENTRAL MICHIGAN

YearScore

1976 (H) L, 85.25-91.35
 1976 (N) L, 84.60-96.85

1978 (R) W, 122.35-119.35
 1978 (H) W, 132.70-117.75
 1979 (H) W, 127.75-112.60
 1980 (R) W, 122.250-121.335
 1981 (H) W, 134.400-123.600
 1982 (R) W, 135.350-127.900
 1983 (H) W, 167.200-150.250
 1984 (R) W, 170.050-159.050
 1985 (H) W, 175.050-168.250
 1987 (R) W, 176.400-174.250
 1988 (H) W, 176.250-174.300
 1989 (N) L, 176.000-179.100
 1989 (R) L, 180.000-181.650
 1990 (H) L, 182.450-184.400
 1991 (R) L, 185.200-187.350
 1992 (H) L, 183.350-186.650
 1993 (R) L, 184.950-187.850
 1994 (H) L, 184.050-187.775
 1995 (R) L, 181.775-185.450
 1996 (R) L, 184.900-190.375
 1997 (H) L, 189.375-191.050
 1997 (R) L, 185.925-193.100
 1998 (H) L, 183.525-188.575
 1999 (R) L, 193.550-195.000
 2000 (H) L, 192.850-193.950
 2001 (R) L, 192.425-193.075
 2001 (N) L, 194.450-195.275
 2002 (H) W, 194.225-192.200
 2003 (R) L, 193.200-196.325
 2004 (H) L, 195.900-196.225
 2005 (R) L, 190.900-194.675
 2006 (H) W, 189.325-187.950
 2007 (R) L, 192.775-195.125
 2008 (H) W, 193.350-192.775
 2009 (R) L, 192.625-195.050
 2010 (H) L, 194.375-196.350
 2011 (R) L, 191.350-194.825
 2012 (H) L, 191.950-193.050
 2013 (R) L, 194.500-196.025
 2014 (H) L, 195.550-196.500
 2015 (R) L, 192.700-196.125
 2016 (H) L, 195.150-195.750

EASTERN MICHIGAN

YearScore

1975 (H) W, 87.00-69.65
 1976 (R) L, 76.43-79.06

1977 (H) W, 124.80-105.70
 1979 (R) W, 121.60-110.35
 1980 (H) W, 131.900-124.550
 1981 (R) W, 128.200-125.450
 1982 (H) W, 128.850-128.100
 1982 (R) L, 133.250-134.700
 1983 (H) W, 169.350-164.900
 1984 (R) W, 169.960-162.550
 1985 (H) W, 172.550-165.550
 1986 (R) L, 169.650-175.150
 1987 (H) W, 176.750-174.000
 1988 (R) W, 175.200-174.950
 1989 (H) W, 177.900-176.650
 1990 (R) L, 174.800-176.750
 1991 (H) W, 184.650-183.200
 1992 (R) L, 183.250-186.050
 1993 (H) L, 183.400-185.000
 1994 (R) L, 179.600-185.100
 1995 (R) L, 184.050-187.750
 1996 (H) L, 186.625-189.725
 1997 (R) L, 186.350-192.700
 1998 (H) W, 188.150-187.850
 1998 (N) L, 188.575-189.375
 1999 (R) W, 190.850-187.825
 2000 (H) W, 191.250-190.475
 2001 (R) L, 192.675-193.900
 2002 (H) W, 195.975-195.250
 2003 (R) L, 190.925-192.950
 2004 (H) W, 193.450-192.975
 2005 (R) L, 191.875-193.900
 2006 (H) W, 191.850-191.025
 2007 (R) L, 188.925-192.475
 2007 (N) L, 190.850-191.775
 2008 (H) W, 191.975-191.525
 2008 (H) L, 193.125-193.500
 2009 (R) L, 190.050-192.925
 2010 (H) W, 193.175-191.875
 2011 (R) L, 185.750-189.550
 2012 (H) W, 193.675-190.950
 2013 (R) W, 194.025-193.900
 2013 (H) W, 194.525-193.350
 2014 (H) W, 194.600-192.525
 2015 (R) L, 192.425-195.250
 2015 (N) W, 195.250-195.225
 2016 (N) L, 193.575-195.050
 2016 (H) L, 195.425-196.600



ALL TIME RESULTS VS 2017 OPPONENTS

KENT STATE

Year	Score
1975 (R)	L, 69.30-89.15
1976 (H)	L, 84.00-98.25
1977 (R)	L, 124.40-134.75
1978 (H)	L, 133.17-139.04
1979 (R)	L, 132.45-133.60
1980 (H)	T, 132.550-132.550
1981 (R)	L, 132.750-134.750
1983 (H)	W, 168.800-166.500
1983 (N)	L, 165.700-168.000
1983 (N)	W, 165.100-163.850
1984 (R)	L, 168.400-168.960
1985 (H)	W, 168.950-161.900
1986 (R)	L, 163.300-167.900
1987 (H)	W, 174.050-172.200
1987 (N)	W, 176.400-171.900
1988 (R)	L, 171.700-175.750
1988 (H)	L, 178.250-179.050
1989 (H)	W, 178.600-176.250
1989 (N)	L, 176.000-178.400
1990 (R)	L, 176.200-177.200
1991 (H)	W, 181.250-176.250
1991 (N)	W, 181.250-179.700
1992 (R)	L, 181.400-184.900
1993 (H)	L, 177.700-181.200
1994 (R)	L, 178.775-184.375
1995 (R)	L, 183.440-190.625
1995 (H)	L, 184.300-188.100
1996 (H)	L, 184.275-188.475
1996 (R)	L, 187.700-192.825
1997 (H)	L, 190.350-192.400
1998 (R)	L, 189.200-190.925
1999 (H)	W, 189.825-188.725
2000 (N)	L, 189.225-192.325
2000 (N)	L, 191.425-193.850
2000 (N)	W, 194.025-193.900
2000 (R)	L, 194.600-196.575
2001 (H)	W, 194.825-192.925
2001 (H)	L, 191.175-193.150
2002 (R)	W, 195.125-194.350
2003 (R)	L, 192.600-196.450
2003 (N)	L, 193.475-195.450
2003 (H)	L, 192.175-196.150
2004 (H)	L, 193.725-195.375
2004 (R)	L, 194.975-196.350
2005 (H)	L, 194.075-194.300
2005 (R)	L, 192.975-195.375

2006 (N)	L, 186.700-189.375
2006 (R)	L, 190.550-193.550
2007 (H)	L, 192.225-193.700
2007 (H)	L, 192.425-195.325
2008 (R)	L, 190.700-195.150
2008 (R)	L, 188.475-194.825
2009 (H)	L, 192.600-194.550
2010 (R)	L, 191.200-195.275
2011 (H)	L, 188.975-194.925
2012 (R)	L, 193.525-196.400
2013 (H)	L, 193.825-195.800
2014 (R)	L, 195.925-196.225
2015 (H)	W, 195.700-195.050
2016 (R)	L, 195.350-196.125

NORTHERN ILLINOIS

Year	Score
1978 (R)	W, 123.80-62.35
1985 (R)	L, 171.850-174.500
1986 (H)	W, 173.100-168.000
1998 (N)	W, 189.200-188.225
1999 (R)	W, 191.575-187.100
2000 (H)	W, 190.175-186.450
2001 (R)	W, 193.500-189.975
2002 (H)	W, 194.075-189.800
2003 (R)	L, 192.525-194.675
2004 (H)	W, 195.175-194.400
2005 (R)	W, 192.075-191.325
2006 (H)	L, 190.025-190.850
2007 (R)	W, 190.200-188.225
2008 (H)	L, 193.125-193.625
2009 (R)	L, 191.875-193.450
2010 (H)	W, 192.625-190.900
2011 (R)	L, 186.600-188.675
2012 (H)	L, 193.975-194.775
2013 (R)	L, 192.525-192.775
2014 (H)	W, 194.825-193.075
2015 (R)	L, 195.200-195.650
2016 (H)	W, 196.500-195.475

WESTERN MICHIGAN

Year	Score
1976 (H)	W, 85.25-69.90
1977 (H)	W, 125.90-102.00
1978 (R)	W, 126.55-105.50
1979 (H)	W, 129.55-105.35
1980 (H)	W, 130.950-114.250

1982 (R)	W, 127.000-125.000
1983 (H)	W, 172.150-167.950
1984 (R)	T, 170.550-170.550
1985 (H)	W, 174.850-171.600
1986 (R)	L, 170.350-172.850
1987 (H)	W, 174.300-174.000
1988 (R)	L, 171.700-176.000
1989 (H)	W, 179.750-177.600
1990 (R)	L, 183.250-183.750
1991 (H)	W, 185.150-183.100
1993 (H)	W, 185.450-183.850
1993 (R)	L, 183.900-184.400
1994 (R)	L, 180.700-185.925
1995 (H)	W, 184.250-183.075
1996 (H)	W, 187.825-185.700
1997 (H)	W, 190.625-190.175
1998 (R)	W, 190.625-190.225
1999 (H)	W, 191.625-186.525
1999 (N)	W, 193.350-189.475
2000 (R)	L, 189.225-191.075
2001 (H)	W, 195.000-191.950
2002 (R)	W, 194.875-194.450
2003 (H)	W, 192.850-192.375
2003 (H)	L, 192.175-193.250
2004 (R)	L, 194.375-194.475
2005 (H)	W, 193.625-191.800
2006 (R)	L, 187.325-190.100
2007 (H)	W, 189.300-189.075
2008 (R)	L, 193.075-193.400
2009 (H)	W, 192.975-191.600
2010 (R)	W, 192.600-191.850
2010 (R)	L, 190.675-193.925
2011 (H)	L, 190.400-192.650
2012 (R)	L, 192.800-195.300
2013 (H)	W, 195.175-192.950
2014 (R)	W, 192.825-191.450
2015 (H)	L, 194.000-194.800
2016 (R)	L, 193.575-195.275

BRIGHAM YOUNG

Year	Score
2001 (N)	L, 192.250-193.600
2015 (N)	L, 191.175-193.075

GEORGE WASHINGTON

Year	Score
1996 (N)	L, 182.475-190.300



HISTORY VS 2017 OPPONENTS



ALL TIME RESULTS VS 2017 OPPONENTS

2000 (N).....L, 192.475-192.500
 2002 (N)..... W, 192.675-191.900
 2003 (N).....L, 190.900-191.425
 2004 (N).....L, 194.975-195.400
 2008 (N).....L, 189.800-192.575
 2011 (N).....L, 193.800-194.100
 2013 (N).....L, 193.300-193.950
 2015 (R)L, 193.025-194.775

ILLINOIS STATE

YearScore
 1981 (H)..... W, 136.800-126.000
 1982 (N)..... W, 131.550-130.300
 1984 (N)..... W, 173.200-172.950
 1987 (N).....L, 172.200-178.00
 1988 (H)..... W, 176.700-162.900
 1989 (R) W, 180.050-177.500
 1990 (H)..... W, 180.450-177.800
 1991 (R) W, 184.250-181.550
 1992 (H).....L, 180.300-180.400
 1993 (N).....L, 177.750-179.050
 1993 (R)L, 184.400-186.300
 1994 (H).....L, 181.300-182.775
 1996 (N).....L, 187.050-187.825
 1998 (N)..... W, 186.625-184.475
 1999 (H)..... W, 193.475-189.200
 2001 (N)..... W, 192.250-192.125
 2006 (H)..... W, 189.100-187.500
 2009 (R)L, 190.800-191.675
 2016 (R) W, 194.175-192.225

MICHIGAN STATE

YearScore
 1983 (R)L, 167.200-172.250
 1984 (H)..... W, 173.300-171.700
 1985 (R)L, 172.000-173.550
 1986 (H).....L, 174.900-178.900
 1987 (R)L, 143.950-181.200
 1988 (R)L, 171.600-183.400
 1989 (N).....L, 175.950-179.750
 1989 (R)L, 176.000-184.050
 1992 (R)L, 183.150-186.250
 1998 (R)L, 188.575-195.850
 2000 (R)L, 192.125-194.900
 2001 (H).....L, 194.700-195.075
 2003 (N).....L, 190.900-194.325
 2005 (N).....L, 191.325-194.025

2006 (N).....L, 183.625-191.025
 2015 (H)..... W, 194.775-194.075
 2015 (R) W, 195.250-194.350

NEW HAMPSHIRE

YearScore
 1987 (H)..... W, 176.500-173.250
 1989 (N).....L, 180.500-183.050
 1996 (R)L, 182.475-192.550
 1997 (N).....L, 188.650-192.050
 1998 (N).....L, 188.575-192.550
 2000 (R)L, 192.475-194.600
 2000 (N).....L, 192.125-194.400
 2003 (R)L, 190.900-191.875
 2009 (N)..... L, 192.400-192.525

N. CAROLINA STATE

YearScore
 2008 (R)L, 190.950-195.075
 2013 (R)L, 193.300-195.675
 2016 (N).....L, 194.800-194.900

PENN STATE

YearScore
 2008 (R)L, 189.800-195.025

SAN JOSE STATE

YearScore
 1998 (N)..... W, 183.225-181.925
 2005 (N).....L, 192.250-193.025

TEMPLE

YearScore
 1999 (R) W, 193.350-190.125

UTAH STATE

YearScore
 2014 (N).....L, 194.175-196.000

(H) -- Home event
 (R) -- Road event
 (N) -- Neutral site event

2016 REVIEW



2016 SCHEDULE

DATE	BGSU	OPPONENT	Results
1/8/2016	191.900	at Arizona State Nebraska	192.700 194.050
1/17/2016	193.575	at Western Michigan * Eastern Michigan	195.275 195.050
1/23/2016	194.075	ALASKA ANCHORAGE	191.500
1/30/2016	194.525	DENVER	196.125
2/6/2016	194.800	at North Carolina Pittsburgh	193.400 193.350
2/13/2016	195.425	North Carolina State EASTERN MICHIGAN * SE MISSOURI STATE	194.900 196.600 192.800
2/21/2016	195.350	at Kent State *	196.125
2/28/2016	193.650	at Ball State *	195.250
3/4/2016	195.150	CENTRAL MICHIGAN *	195.750
3/6/2016	195.725	at West Virginia Ohio State	196.800 195.925
3/10/2016	194.175	at Illinois State	192.225
3/12/2016	196.500	NORTHERN ILLINOIS * !	195.475
3/19/2016	195.625	MAC Championships ^	3rd of 7
4/2/2016	193.850	NCAA Regionals	6th of 6

^ at Muncie, Ind. | * MAC meet
! Broke School Record



Laura Mitchell won the Mid-American Conference Beam title as a sophomore.



Alyssa Nocella won MAC Senior Gymnast of the Year at the Mid-American Conference championship.



Lauren Feely won the Mid-American Conference all-around championship, marking the second time in her career she became a MAC Champion.



2016 MEET-BY-MEET



MEET ONE
at Arizona State (with Nebraska)
 Friday, Jan. 8, 2016
 Tempe, Ariz.

FINAL MEET STANDINGS

1. Nebraska	194.050
2. Arizona State	192.700
3. Bowling Green	191.900

TEAM EVENT RESULTS

1. Vault	48.375
2. Uneven Bars	48.275
3. Floor Exercise	47.725
4. Balance Beam	47.525

INDIVIDUAL EVENT STANDINGS**BALANCE BEAM**

Player	Score
1. Laura Mitchell	9.800
2. Lauren Feely	9.725
3. Alyssa Nocella	9.675
4. Caroline Ellingboe	9.250
5. Rachel Reis	9.075
6. Victoria Heath	8.600

FLOOR EXERCISE

Player	Score
1. Alyssa Nocella	9.850
2. Lauren Feely	9.725
3. Victoria Heath	9.625
4. Kayla Rose	9.475
5. Laura Mitchell	9.050
6. Rachel Creagh	8.750

UNEVEN BARS

Player	Score
1. Caroline Ellingboe	9.775
2. Alyssa Nocella	9.725
3. Leslie Delgado	9.675
4. Rachel Reis	9.600
5. Lauren Feely	9.500
6. Laura Mitchell	9.450

VAULT

Player	Score
1. Victoria Heath	9.775
1. Lauren Feely	9.775
3. Alyssa Nocella	9.675
4. Leslie Delgado	9.650
5. Rachel Creagh	9.500
6. Lauren De Meno	8.975

ALL-AROUND

Player	Score
1. Alyssa Nocella	38.925
2. Lauren Feely	38.725

Event Rotation: BB, FX, VT, UB

MEET TWO
at Western Michigan (with Eastern Michigan)
 Sunday, Jan. 17, 2016
 Kalamazoo, Mich.

FINAL MEET STANDINGS

1. Western Michigan	195.275
2. Eastern Michigan	195.050
3. Bowling Green	193.575

TEAM EVENT RESULTS

1. Uneven Bars	48.875
2. Floor Exercise	48.425
3. Vault	48.300
4. Balance Beam	47.975

INDIVIDUAL EVENT STANDINGS**BALANCE BEAM**

Player	Score
1. Laura Mitchell	9.800
2. Rachel Reis	9.775
3. Caroline Ellingboe	9.750
4. Lauren Feely	9.600
5. Alyssa Nocella	9.050
6. Lauren De Meno	8.750

FLOOR EXERCISE

Player	Score
1. Victoria Heath	9.775
1. Lauren Feely	9.775
3. Kayla Rose	9.700
3. Alyssa Nocella	9.700
5. Laura Mitchell	9.475
6. Leslie Delgado	9.025

UNEVEN BARS

Player	Score
1. Alyssa Nocella	9.825
2. Caroline Ellingboe	9.825
3. Rachel Reis	9.775
4. Lauren Feely	9.725
4. Leslie Delgado	9.725
6. Laura Mitchell	9.650

VAULT

Player	Score
1. Victoria Heath	9.775
2. Alyssa Nocella	9.750
3. Lauren Feely	9.625
4. Lauren De Meno	9.600
5. Rachel Creagh	9.550
6. Leslie Delgado	9.175

ALL-AROUND

Player	Score
1. Lauren Feely	38.725
2. Alyssa Nocella	38.325

Event Rotation: UB, BB, FX, VT



2016 MEET-BY-MEET



MEET THREE vs. Alaska-Anchorage Saturday, Jan. 23, 2016 Bowling Green, Ohio

FINAL MEET STANDINGS

- 1. Bowling Green 194.075
- 2. Alaska-Anchorage 191.500

TEAM EVENT RESULTS

- 1. Floor Exercise 48.900
- 2. Uneven Bars 48.625
- 3. Balance Beam 48.400
- 4. Vault 48.150

INDIVIDUAL EVENT STANDINGS

BALANCE BEAM

Player	Score
1. Laura Mitchell	9.875
2. Alyssa Nocella	9.800
3. Caroline Ellingboe	9.625
4. Jordan Rae	9.600
5. Rachel Reis	9.500
6. Lauren Feely	9.175

FLOOR EXERCISE

Player	Score
1. Victoria Heath	9.850
2. Laura Mitchell	9.825
2. Lauren Feely	9.825
4. Kayla Rose	9.750
5. Rachel Creagh	9.650
6. Alyssa Nocella	9.100

UNEVEN BARS

Player	Score
1. Alyssa Nocella	9.800
2. Rachel Reis	9.725
2. Laura Mitchell	9.725
4. Lauren Feely	9.700
5. Shannon Goniwiecha	9.675
6. Caroline Ellingboe	8.950

VAULT

Player	Score
1. Lauren Feely	9.800
2. Victoria Heath	9.675
3. Alyssa Nocella	9.650
4. Lauren De Meno	9.525
5. Rachel Creagh	9.500
6. Katie Morsefield	8.850

ALL-AROUND

Player	Score
1. Lauren Feely	38.500
2. Alyssa Nocella	38.350

Event Rotation: VT, UB, BB, FX

MEET FOUR vs. Denver Saturday, Jan. 30, 2016 Bowling Green, Ohio (Stroh Center)

FINAL MEET STANDINGS

- 1. Denver 196.125
- 2. Bowling Green 194.525

TEAM EVENT RESULTS

- 1. Floor Exercise 48.900
- 2. Balance Beam 48.675
- 2. Vault 48.675
- 4. Uneven Bars 48.275

INDIVIDUAL EVENT STANDINGS

BALANCE BEAM

Player	Score
1. Laura Mitchell	9.850
2. Caroline Ellingboe	9.775
3. Alyssa Nocella	9.750
4. Lauren Feely	9.675
5. Rachel Reis	9.625
6. Jordan Rae	9.550

FLOOR EXERCISE

Player	Score
1. Victoria Heath	9.850
2. Laura Mitchell	9.825
3. Lauren Feely	9.800
4. Kayla Rose	9.750
5. Alyssa Nocella	9.675
6. Rachel Creagh	9.650

UNEVEN BARS

Player	Score
1. Alyssa Nocella	9.875
2. Lauren Feely	9.850
2. Caroline Ellingboe	9.850
4. Rachel Reis	9.800
5. Laura Mitchell	8.900
6. Shannon Goniwiecha	8.800

VAULT

Player	Score
1. Lauren Feely	9.800
2. Victoria Heath	9.775
3. Alyssa Nocella	9.750
4. Katie Morsefield	9.700
5. Lauren De Meno	9.650
6. Shannon Goniwiecha	9.525

ALL-AROUND

Player	Score
1. Lauren Feely	39.125
2. Alyssa Nocella	39.050

Event Rotation: VT, UB, BB, FX



2016 MEET-BY-MEET



MEET FIVE

at North Carolina (with Pittsburgh and N.C. State)

Saturday, Feb. 6, 2016
Chapel Hill, N.C.

FINAL MEET STANDINGS

1. North Carolina State	194.900
2. Bowling Green	194.800
3. North Carolina	193.400
4. Pittsburgh	193.350

TEAM EVENT RESULTS

1. Floor Exercise	49.100
2. Vault	48.575
2. Uneven Bars	48.575
4. Balance Beam	48.550

INDIVIDUAL EVENT STANDINGS

BALANCE BEAM

Player	Score
1. Caroline Ellingboe	9.775
1. Laura Mitchell	9.775
3. Alyssa Nocella	9.750
4. Lauren Feely	9.650
5. Rachel Reis	9.600
6. Jordan Rae	9.300

FLOOR EXERCISE

Player	Score
1. Lauren Feely	9.850
1. Victoria Heath	9.850
3. Kayla Rose	9.825
3. Laura Mitchell	9.825
5. Alyssa Nocella	9.750
6. Rachel Creagh	9.575

UNEVEN BARS

Player	Score
1. Caroline Ellingboe	9.825
2. Alyssa Nocella	9.775
3. Lauren Feely	9.725
4. Rachel Reis	9.675
5. Laura Mitchell	9.575
6. Shannon Goniwiecha	9.425

VAULT

Player	Score
1. Alyssa Nocella	9.775
2. Shannon Goniwiecha	9.750
3. Lauren De Meno	9.700
3. Lauren Feely	9.700
5. Katie Morsefield	9.650
6. Victoria Heath	9.250

ALL-AROUND

Player	Score
1. Alyssa Nocella	39.050
2. Lauren Feely	38.925

Event Rotation: UB, BB, FX, VT

MEET SIX

vs. Eastern Michigan (with SE Missouri State)

Saturday, Feb. 13, 2016
Bowling Green, Ohio

FINAL MEET STANDINGS

1. Eastern Michigan	196.600
2. Bowling Green	195.425
3. SE Missouri State	192.800

TEAM EVENT RESULTS

1. Balance Beam	49.100
2. Uneven Bars	48.925
3. Vault	48.800
4. Floor Exercise	48.600

INDIVIDUAL EVENT STANDINGS

BALANCE BEAM

Player	Score
1. Laura Mitchell	9.900
2. Caroline Ellingboe	9.875
3. Alyssa Nocella	9.850
4. Jordan Rae	9.775
5. Lauren Feely	9.700
6. Victoria Heath	9.225

FLOOR EXERCISE

Player	Score
1. Lauren Feely	9.850
2. Alyssa Nocella	9.750
3. Kayla Rose	9.675
3. Victoria Heath	9.675
5. Rachel Creagh	9.650
6. Laura Mitchell	9.000

UNEVEN BARS

Player	Score
1. Alyssa Nocella	9.900
2. Rachel Reis	9.800
2. Lauren Feely	9.800
4. Shannon Goniwiecha	9.725
5. Laura Mitchell	9.700
6. Caroline Ellingboe	9.025

VAULT

Player	Score
1. Alyssa Nocella	9.825
1. Lauren Feely	9.825
3. Victoria Heath	9.800
4. Lauren De Meno	9.700
5. Katie Morsefield	9.650
5. Shannon Goniwiecha	9.650

ALL-AROUND

Player	Score
1. Alyssa Nocella	39.325
2. Lauren Feely	39.175

Event Rotation: VT, UB, BB, FX



2016 MEET-BY-MEET



MEET SEVEN at Kent State Sunday, Feb. 21, 2016 Kent, Ohio

FINAL MEET STANDINGS

1. Kent State	196.125
2. Bowling Green	195.350

TEAM EVENT RESULTS

1. Balance Beam	49.075
2. Uneven Bars	48.900
3. Floor Exercise	48.725
4. Vault	48.650

INDIVIDUAL EVENT STANDINGS

BALANCE BEAM

Player	Score
1. Caroline Ellingboe	9.825
1. Alyssa Nocella	9.825
1. Laura Mitchell	9.825
4. Lauren Feely	9.800
4. Rachel Reis	9.800
6. Victoria Heath	9.750

FLOOR EXERCISE

Player	Score
1. Victoria Heath	9.800
1. Alyssa Nocella	9.800
3. Lauren Feely	9.775
4. Kayla Rose	9.675
4. Laura Mitchell	9.675
6. Rachel Creagh	9.650

UNEVEN BARS

Player	Score
1. Alyssa Nocella	9.825
2. Rachel Reis	9.800
2. Lauren Feely	9.800
4. Shannon Goniwiecha	9.750
5. Laura Mitchell	9.725
6. Caroline Ellingboe	8.875

VAULT

Player	Score
1. Victoria Heath	9.800
1. Lauren Feely	9.800
3. Alyssa Nocella	9.700
4. Katie Morsefield	9.675
4. Shannon Goniwiecha	9.675
6. Lauren De Meno	9.625

ALL-AROUND

Player	Score
1. Lauren Feely	39.175
2. Alyssa Nocella	39.150

Event Rotation: UB, VT, FX, BB

MEET EIGHT at Ball State Sunday, Feb. 28, 2016 Muncie, Ind.

FINAL MEET STANDINGS

1. Ball State	195.250
2. Bowling Green	193.650

TEAM EVENT RESULTS

1. Uneven Bars	48.925
2. Floor Exercise	48.875
3. Vault	48.675
4. Balance Beam	47.175

INDIVIDUAL EVENT STANDINGS

BALANCE BEAM

Player	Score
1. Lauren Feely	9.750
1. Victoria Heath	9.750
3. Laura Mitchell	9.275
4. Alyssa Nocella	9.250
5. Rachel Reis	9.150
5. Caroline Ellingboe	9.150

FLOOR EXERCISE

Player	Score
1. Alyssa Nocella	9.900
2. Victoria Heath	9.875
3. Lauren Feely	9.800
4. Rachel Creagh	9.700
5. Laura Mitchell	9.600
6. Kayla Rose	9.575

UNEVEN BARS

Player	Score
1. Alyssa Nocella	9.875
2. Caroline Ellingboe	9.850
3. Rachel Reis	9.800
4. Lauren Feely	9.775
5. Laura Mitchell	9.625
6. Shannon Goniwiecha	9.250

VAULT

Player	Score
1. Victoria Heath	9.800
1. Lauren Feely	9.800
3. Lauren De Meno	9.725
4. Katie Morsefield	9.675
4. Alyssa Nocella	9.675
6. Shannon Goniwiecha	9.650

ALL-AROUND

Player	Score
1. Lauren Feely	39.125
2. Alyssa Nocella	38.700

Event Rotation: UB, VT, FX, BB



2016 MEET-BY-MEET



MEET NINE
vs. Central Michigan
 Friday, Mar. 4, 2016
 Bowling Green, Ohio

FINAL MEET STANDINGS

1. Central Michigan	195.750
2. Bowling Green	195.150

TEAM EVENT RESULTS

1. Uneven Bars	49.050
2. Floor Exercise	49.000
3. Vault	48.800
4. Balance Beam	48.300

INDIVIDUAL EVENT STANDINGS**BALANCE BEAM**

Player	Score
1. Laura Mitchell	9.825
2. Lauren Feely	9.775
2. Alyssa Nocella	9.775
4. Victoria Heath	9.700
5. Caroline Ellingboe	9.225
6. Rachel Reis	9.050

FLOOR EXERCISE

Player	Score
1. Victoria Heath	9.850
1. Alyssa Nocella	9.850
3. Lauren Feely	9.825
4. Kayla Rose	9.800
5. Rachel Creagh	9.675
6. Erika Houser	9.500

UNEVEN BARS

Player	Score
1. Alyssa Nocella	9.900
2. Caroline Ellingboe	9.850
3. Rachel Reis	9.800
4. Laura Mitchell	9.775
5. Shannon Goniwiecha	9.725
6. Lauren Feely	8.750

VAULT

Player	Score
1. Lauren Feely	9.850
2. Victoria Heath	9.800
3. Alyssa Nocella	9.750
4. Shannon Goniwiecha	9.725
5. Katie Morsefield	9.675
6. Lauren De Meno	9.575

ALL-AROUND

Player	Score
1. Alyssa Nocella	39.275
2. Lauren Feely	38.200

Event Rotation: VT, UB, BB, FX

MEET TEN
at West Virginia (with Ohio State)
 Sunday, Mar. 6, 2016
 Morgantown, W. Va.

FINAL MEET STANDINGS

1. West Virginia	196.800
2. Ohio State	195.975
3. Bowling Green	195.725

TEAM EVENT RESULTS

1. Floor Exercise	49.125
2. Uneven Bars	48.925
3. Floor Exercise	48.850
4. Balance Beam	48.825

INDIVIDUAL EVENT STANDINGS**BALANCE BEAM**

Player	Score
1. Caroline Ellingboe	9.875
2. Laura Mitchell	9.825
3. Victoria Heath	9.725
3. Alyssa Nocella	9.725
5. Lauren Feely	9.675
6. Rachel Reis	9.550

FLOOR EXERCISE

Player	Score
1. Alyssa Nocella	9.900
2. Lauren Feely	9.875
3. Kayla Rose	9.800
4. Erika Houser	9.775
5. Victoria Heath	9.775
6. Rachel Creagh	9.725

UNEVEN BARS

Player	Score
1. Caroline Ellingboe	9.875
2. Alyssa Nocella	9.850
3. Rachel Reis	9.800
4. Laura Mitchell	9.700
4. Shannon Goniwiecha	9.700
6. Lauren Feely	9.625

VAULT

Player	Score
1. Victoria Heath	9.825
2. Lauren De Meno	9.800
2. Lauren Feely	9.800
4. Katie Morsefield	9.725
5. Shannon Goniwiecha	9.700
6. Alyssa Nocella	9.575

ALL-AROUND

Player	Score
1. Alyssa Nocella	39.050
2. Lauren Feely	38.975

Event Rotation: BB, FX, VT, UB



2016 MEET-BY-MEET



MEET ELEVEN at Illinois State Thursday, Mar. 10, 2016 Normal, Ill.

FINAL MEET STANDINGS

1. Bowling Green	194.175
2. Illinois State	192.225

TEAM EVENT RESULTS

1. Floor Exercise	48.850
2. Balance Beam	48.800
3. Vault	48.725
4. Uneven Bars	47.800

INDIVIDUAL EVENT STANDINGS

BALANCE BEAM

Player	Score
1. Caroline Ellingboe	9.800
1. Laura Mitchell	9.800
3. Rachel Reis	9.750
4. Victoria Heath	9.725
4. Alyssa Nocella	9.725
6. Lauren Feely	9.600

FLOOR EXERCISE

Player	Score
1. Alyssa Nocella	9.850
2. Lauren Feely	9.825
2. Victoria Heath	9.825
4. Kayla Rose	9.800
5. Rachel Creagh	9.550
6. Erika Houser	9.475

UNEVEN BARS

Player	Score
1. Laura Mitchell	9.725
2. Shannon Goniwiecha	9.700
3. Rachel Reis	9.675
4. Alyssa Nocella	9.650
5. Caroline Ellingboe	9.050
6. Lauren Feely	8.350

VAULT

Player	Score
1. Lauren Feely	9.875
2. Victoria Heath	9.800
3. Alyssa Nocella	9.775
4. Shannon Goniwiecha	9.675
5. Lauren De Meno	9.600
6. Katie Morsefield	9.475

ALL-AROUND

Player	Score
1. Alyssa Nocella	39.000
2. Lauren Feely	37.650

Event Rotation: UB, VT, FX, BB

MEET TWELVE vs. Northern Illinois Saturday, Mar. 12, 2016 Bowling Green, Ohio

FINAL MEET STANDINGS

1. Bowling Green	196.500
2. Northern Illinois	195.475

TEAM EVENT RESULTS

1. Floor Exercise	49.225
2. Balance Beam	49.200
3. Uneven Bars	49.050
4. Vault	49.025

INDIVIDUAL EVENT STANDINGS

BALANCE BEAM

Player	Score
1. Caroline Ellingboe	9.900
1. Laura Mitchell	9.900
3. Lauren Feely	9.825
3. Alyssa Nocella	9.825
5. Victoria Heath	9.750
6. Rachel Reis	9.675

FLOOR EXERCISE

Player	Score
1. Lauren Feely	9.900
1. Alyssa Nocella	9.900
3. Kayla Rose	9.875
4. Victoria Heath	9.800
5. Rachel Creagh	9.750
6. Erika Houser	9.700

UNEVEN BARS

Player	Score
1. Rachel Reis	9.850
1. Alyssa Nocella	9.850
3. Caroline Ellingboe	9.825
4. Lauren Feely	9.800
5. Shannon Goniwiecha	9.725
6. Laura Mitchell	9.525

VAULT

Player	Score
1. Alyssa Nocella	9.850
1. Lauren Feely	9.850
3. Lauren De Meno	9.825
4. Victoria Heath	9.775
5. Shannon Goniwiecha	9.725
6. Katie Morsefield	9.700

ALL-AROUND

Player	Score
1. Alyssa Nocella	39.425
2. Lauren Feely	39.375

Event Rotation: VT, UB, BB, FX



2016 MEET-BY-MEET



MEET THIRTEEN
Mid-American Conference Championships
 Saturday, Mar. 19, 2016
 Muncie, Ind.

FINAL MEET STANDINGS

- | | |
|------------------------|------------------------|
| 1. EMU -- 196.425 | 5. Kent St. -- 195.325 |
| 2. Ball St. -- 195.650 | 6. NIU -- 194.975 |
| 3. BGSU -- 195.625 | 7. WMU -- 194.900 |
| 4. CMU -- 195.600 | |

TEAM EVENT RESULTS

- | | |
|-------------------|--------|
| 1. Balance Beam | 49.250 |
| 2. Floor Exercise | 48.950 |
| 3. Uneven Bars | 48.800 |
| 4. Vault | 48.625 |

INDIVIDUAL EVENT STANDINGS**BALANCE BEAM**

- | Player | Score |
|-----------------------|-------|
| 1. Laura Mitchell | 9.925 |
| 2. Caroline Ellingboe | 9.875 |
| 3. Lauren Feely | 9.850 |
| 3. Alyssa Nocella | 9.850 |
| 5. Rachel Reis | 9.750 |
| 6. Victoria Heath | 9.175 |

FLOOR EXERCISE

- | Player | Score |
|-------------------|-------|
| 1. Lauren Feely | 9.875 |
| 1. Alyssa Nocella | 9.875 |
| 3. Kayla Rose | 9.800 |
| 3. Victoria Heath | 9.800 |
| 5. Erika Houser | 9.600 |
| 6. Rachel Creagh | 9.500 |

UNEVEN BARS

- | Player | Score |
|-----------------------|-------|
| 1. Caroline Ellingboe | 9.850 |
| 2. Alyssa Nocella | 9.775 |
| 3. Rachel Reis | 9.750 |
| 4. Lauren Feely | 9.725 |
| 5. Laura Mitchell | 9.700 |
| 6. Shannon Goniwiecha | 9.075 |

VAULT

- | Player | Score |
|-----------------------|-------|
| 1. Lauren Feely | 9.850 |
| 2. Victoria Heath | 9.750 |
| 3. Shannon Goniwiecha | 9.725 |
| 4. Katie Morsefield | 9.700 |
| 5. Alyssa Nocella | 9.600 |
| 6. Lauren De Meno | 9.550 |

ALL-AROUND

- | Player | Score |
|-------------------|--------|
| 1. Lauren Feely | 39.300 |
| 2. Alyssa Nocella | 39.100 |

Event Rotation: FX, VT, UB, BB

MEET FOURTEEN
NCAA Regionals
 Saturday, Apr. 2, 2016
 Tuscaloosa, Ala.

FINAL MEET STANDINGS

- | | |
|--------------------------|---------------------------|
| 1. Alabama -- 197.125 | 4. Kentucky -- 195.725 |
| 2. California -- 195.925 | 5. W. Virginia -- 194.250 |
| 3. Boise St. -- 195.750 | 6. BGSU -- 193.850 |

TEAM EVENT RESULTS

- | | |
|-------------------|--------|
| 1. Uneven Bars | 48.500 |
| 2. Floor Exercise | 48.500 |
| 3. Balance Beam | 48.475 |
| 4. Vault | 48.375 |

INDIVIDUAL EVENT STANDINGS**BALANCE BEAM**

- | Player | Score |
|-----------------------|-------|
| 1. Laura Mitchell | 9.850 |
| 2. Lauren Feely | 9.725 |
| 2. Caroline Ellingboe | 9.725 |
| 4. Alyssa Nocella | 9.675 |
| 5. Victoria Heath | 9.500 |
| 6. Rachel Reis | 9.100 |

FLOOR EXERCISE

- | Player | Score |
|-------------------|-------|
| 1. Victoria Heath | 9.800 |
| 2. Lauren Feely | 9.750 |
| 2. Alyssa Nocella | 9.750 |
| 4. Kayla Rose | 9.700 |
| 5. Rachel Creagh | 9.500 |
| 6. Erika Houser | 9.425 |

UNEVEN BARS

- | Player | Score |
|-----------------------|-------|
| 1. Rachel Reis | 9.775 |
| 2. Alyssa Nocella | 9.750 |
| 3. Lauren Feely | 9.725 |
| 4. Laura Mitchell | 9.625 |
| 4. Shannon Goniwiecha | 9.625 |
| 6. Caroline Ellingboe | 9.000 |

VAULT

- | Player | Score |
|-----------------------|-------|
| 1. Lauren Feely | 9.800 |
| 2. Victoria Heath | 9.700 |
| 3. Alyssa Nocella | 9.650 |
| 4. Katie Morsefield | 9.625 |
| 5. Lauren De Meno | 9.600 |
| 6. Shannon Goniwiecha | 9.550 |

ALL-AROUND

- | Player | Score |
|-------------------|--------|
| 1. Lauren Feely | 39.000 |
| 2. Alyssa Nocella | 38.825 |

Event Rotation: VT, UB, BB, FX



2016 TOP TENS



TOP TEAM/INDIVIDUAL PERFORMANCES OF 2016

TEAM SCORES

196.500 vs. Northern Illinois
 195.725 at WVU w/ OSU
 195.625 at MAC Championship
 195.425 vs. EMU w/ SEMO
 195.350 at Kent State
 195.150 vs. Central Michigan
 194.800 at UNC w/ Pitt & NC State
 194.525 vs. Denver
 194.175 at Illinois State
 194.075 vs. Alaska-Anchorage

TEAM VAULT

49.025 vs. Northern Illinois
 48.850 at WVU w/ OSU
 48.800 vs. Central Michigan
 48.800 vs. EMU w/ SEMO
 48.725 at Illinois State
 48.675 at Ball State
 48.675 vs. Denver
 48.650 at Kent State
 48.625 at MAC Championship
 48.575 at UNC w/ Pitt & NC State

TEAM UNEVEN BARS

49.050 vs. Northern Illinois
 49.050 vs. Central Michigan
 48.925 at WVU w/ OSU
 48.925 at Ball State
 48.925 vs. EMU w/ SEMO
 48.900 at Kent State
 48.875 at WMU w/ EMU
 48.800 at MAC Championship
 48.625 vs. Alaska Anchorage
 48.575 at UNC w/ Pitt & NC State

TEAM BALANCE BEAM

49.250 at MAC Championship
 49.200 vs. Northern Illinois
 49.100 vs. EMU w/ SEMO
 49.075 at Kent State
 48.825 at WVU w/ OSU
 48.800 at Illinois State
 48.675 vs. Denver
 48.550 at UNC w/ Pitt & NC State
 48.475 at NCAA Regionals
 48.400 vs. Alaska Anchorage

TEAM FLOOR

49.225 vs. Northern Illinois
 49.125 at WVU w/ OSU
 49.100 at UNC w/ Pitt & NC State
 49.000 vs. Central Michigan
 48.975 at MAC Championship
 48.900 vs. Denver
 48.900 vs. Alaska Anchorage
 48.875 at Ball State

48.850 at Illinois State
 48.725 at Kent State

INDIVIDUAL ALL-AROUND

39.425 Alyssa Nocella
 39.375 Lauren Feely
 39.325 Alyssa Nocella
 39.300 Lauren Feely
 39.275 Alyssa Nocella
 39.175 Lauren Feely (2)
 39.150 Alyssa Nocella
 39.125 Lauren Feely (2)
 39.100 Alyssa Nocella
 39.050 Alyssa Nocella (3)

INDIVIDUAL VAULT

9.875 Lauren Feely
 9.850 Lauren Feely (3)
 Alyssa Nocella
 9.825 Lauren De Meno
 Victoria Heath
 Lauren Feely
 Alyssa Nocella
 9.800 Lauren Feely (6)
 Victoria Heath (5)
 Lauren De Meno

INDIVIDUAL UNEVEN BARS

9.900 Alyssa Nocella (2)
 9.875 Caroline Ellingboe
 Alyssa Nocella (2)
 9.850 Caroline Ellingboe (4)
 Alyssa Nocella (2)
 Rachel Reis
 Lauren Feely

9.825 Caroline Ellingboe (3)
 Alyssa Nocella (2)
 9.800 Rachel Reis (6)
 Lauren Feely (3)
 Alyssa Nocella

INDIVIDUAL BALANCE BEAM

9.925 Laura Mitchell
 9.900 Laura Mitchell (2)
 Caroline Ellingboe
 9.875 Laura Mitchell
 Caroline Ellingboe (3)
 9.850 Laura Mitchell (2)
 Alyssa Nocella (2)
 Lauren Feely
 9.825 Laura Mitchell (3)
 Alyssa Nocella (2)
 Lauren Feely
 Caroline Ellingboe

INDIVIDUAL FLOOR

9.900 Alyssa Nocella (3)
 Lauren Feely
 9.875 Lauren Feely (2)
 Alyssa Nocella
 Kayla Rose
 Victoria Heath
 9.850 Victoria Heath (4)
 Alyssa Nocella (3)
 Lauren Feely (2)
 9.825 Laura Mitchell (3)
 Lauren Feely (3)
 Victoria Heath
 Kayla Rose



BGSU RECORDS AND HISTORY





YEAR-BY-YEAR RESULTS



1975 (OVERALL RECORD: 6-2)

BGSU	OPP	Result
73.25 at Ball State	66.80	W
73.50 at Slippery Rock	96.60	L
69.30 at Kent State	89.15	L
76.24 at Ohio State	76.22	W
87.00 EASTERN MICHIGAN	69.65	W
INDIANA	81.85	W
83.92 MIAMI	75.21	W
81.80 SUNY-BROCKPORT	78.20	W
85.75 OAIWS Championship £	2nd of 5	
72.45 MAIAW Regionals §	5th of 8	

£ at Ohio State
§ at Illinois State

1976 (OVERALL RECORD: 5-4)

BGSU	OPP	Result
85.55 at Ball State	80.10	W
76.43 at Eastern Michigan	79.06	L
84.00 KENT STATE	98.25	L
87.25 OHIO STATE	82.05	W
86.50 at Miami	76.90	W
85.25 CENTRAL MICHIGAN	91.35	L
WESTERN MICHIGAN	69.90	W
84.60 at Youngstown State	82.95	W
Central Michigan	96.85	L
89.75 OAIWS Championship £	2nd of 5	
87.20 MAIAW Regionals √	10th of 12	

£ at Columbus, Ohio
√ at Eau Claire, Wisc.

1977 (OVERALL RECORD: 8-2)

BGSU	OPP	Result
121.15 at Indiana	113.82	W
Illinois	123.91	L
126.30 at Ball State	102.25	W
124.80 EASTERN MICHIGAN	105.70	W
125.90 WESTERN MICHIGAN	102.00	W
124.40 at Kent State	134.75	L
West Virginia	116.45	W
124.35 MIAMI	108.05	W
131.75 IL-CHICAGO CIRCLE	120.40	W
131.45 at Ohio State	125.70	W
132.00 OAIWS Championship ¥	2nd of 5	
128.00 MAIAW Regionals √	8th of 12	

¥ at Youngstown, Ohio
√ at Carbondale, Ill.

1978 (OVERALL RECORD: 14-1)

BGSU	OPP	Result
122.35 at Central Michigan	119.35	W
123.80 at Northern Illinois	62.35	W
Indiana	113.95	W
Iowa	113.20	W
Wisconsin-Whitewater	51.10	W
128.40 OHIO STATE	128.30	W
128.65 WISCONSIN-EAU CLAIRE	115.15	W
133.17 YOUNGSTOWN STATE	106.78	W
133.17 KENT STATE	139.04	L
126.55 at Western Michigan	105.50	W
Northwestern	45.30	W
127.65 at Miami	108.75	W
Morehead State	102.90	W
132.70 INDIANA	123.05	W
CENTRAL MICHIGAN	117.75	W
138.05 OAIWS Championship ¥	2nd of 6	
131.45 MAIAW Regionals √	7th of 16	

¥ at Kent, Ohio
√ at Columbus, Ohio

1979 (OVERALL RECORD: 16-2)

BGSU	OPP	Result
127.75 CENTRAL MICHIGAN	112.60	W

121.60 at Eastern Michigan	110.35	W
128.70 at Kentucky	116.85	W
123.15 at Florida	117.80	W
Illinois-Chicago Circle	118.70	W
123.60 BALL STATE	105.15	W
124.30 at Indiana	122.25	W
Alabama	114.25	W
Western Kentucky	111.75	W
127.45 at Ohio State	130.30	L
Eastern Kentucky	125.75	W
West Virginia	122.15	W
130.70 KENTUCKY	118.00	W
132.45 at Kent State	133.60	L
129.55 WESTERN MICHIGAN	105.35	W
130.20 at Youngstown State	113.65	W
130.45 MICHIGAN	128.35	W
130.45 MIAMI	106.35	W
134.35 OAIWS Championship £	1st of 6	
MAIAW Regionals §	4th of 14	

£ at Columbus, Ohio
§ at Morgantown, W.Va.

1980 (OVERALL RECORD: 11-0-1)

BGSU	OPP	Result
122.250 at Central Michigan	121.335	W
128.000 at Western Kentucky	122.050	W
131.900 EASTERN MICHIGAN	124.550	W
130.950 WESTERN MICHIGAN	114.250	W
124.750 INDIANA	123.700	W
133.700 OHIO STATE	131.400	W
WEST VIRGINIA	131.000	W
132.550 KENT STATE	132.550	T
127.000 at Miami	118.700	W
135.350 at Michigan	135.100	W
Indiana State	97.200	W
132.000 at Iowa	129.900	W
135.300 OAIWS Championship ¥	2nd of 5	
132.050 MAIAW Regionals √	9th of 11	

¥ at Bowling Green, Ohio
√ at Champaign, Ill.

1981 (OVERALL RECORD: 8-4, MAC: 2-1)

BGSU	OPP	Result
129.450 IL-CHICAGO CIRCLE	130.600	L
128.200 at Eastern Michigan *	125.450	W
126.600 at West Virginia	134.900	L
Indiana-PA	109.900	W
134.200 at Ohio State	140.250	L
132.950 KENTUCKY	118.850	W
132.750 at Kent State *	134.750	L
134.400 CENTRAL MICHIGAN *	123.600	W
MIAMI	111.700	W
136.400 at Indiana State	135.700	W
136.800 MICHIGAN	135.350	W
ILLINOIS STATE	126.000	W
134.700 OAIWS Championship *	3rd of 4	
136.950 MAC Championships ^	2nd of 7	
135.100 MAIAW Regionals ∞	8th of 11	

* at Oxford, Ohio
^ at Kent, Ohio
∞ at East Lansing, Mich.

1982 (OVERALL RECORD: 7-4, MAC: 4-1)

BGSU	OPP	Result
128.850 EASTERN MICHIGAN *	128.100	W
BALL STATE *	122.050	W
131.550 at Illinois	133.200	L
Illinois State	130.300	W
Iowa State	119.950	W
127.000 at Western Michigan *	125.000	W
134.000 at Indiana	135.300	L
133.100 OHIO STATE	136.800	L
135.350 at Central Michigan *	127.900	W

137.550 INDIANA STATE	135.250	W
133.250 at Eastern Michigan *	134.700	L
136.100 MAC Championships ^	1st of 8	
135.400 NCAA Regionals ∞	5th of 6	

^ at Bowling Green, Ohio
∞ at Pittsburgh, Pa.

1983 (OVERALL RECORD: 11-6, MAC: 5-0)

BGSU	OPP	Result
163.300 at Ball State *	156.100	W
Miami	92.250	W
169.350 EASTERN MICHIGAN *	164.900	W
167.200 at Michigan State	172.250	L
168.800 KENT STATE *	166.500	W
165.550 at Kentucky	166.800	L
Memphis State	151.150	W
Auburn	159.950	W
168.150 ILLINOIS	165.400	W
165.700 at Michigan	172.450	L
Oklahoma	173.200	L
Kent State	168.000	L
165.100 at Ohio State	175.550	L
Kent State	163.850	W
170.050 INDIANA	166.050	W
172.150 WESTERN MICHIGAN *	167.950	W
167.200 CENTRAL MICHIGAN *	150.250	W
170.000 MAC Championships ^	1st of 7	

^ at Muncie, Ind.

1984 (OVERALL RECORD: 12-3-1, MAC: 3-1-1)

BGSU	OPP	Result
170.800 BALL STATE *	164.650	W
KENTUCKY	163.150	W
173.200 at Illinois	170.700	W
Illinois State	172.950	W
Southeast Missouri State	169.200	W
173.300 MICHIGAN STATE	171.700	W
168.400 at Kent State *	168.960	L
West Virginia	150.800	W
170.050 at Central Michigan *	159.050	W
169.960 at Eastern Michigan *	162.550	W
Clarion State	162.300	W
174.050 MICHIGAN	175.500	L
175.200 WEST VIRGINIA	172.100	W
170.650 YOUNGSTOWN STATE	147.450	W
170.550 at Western Michigan *	170.550	T
176.450 OHIO STATE	182.200	L
172.250 MAC Championships ^	2nd of 7	
170.150 NCAA Regionals ∞	5th of 6	

^ at DeKalb, Ill.
∞ at University Park, Pa.

1985 (OVERALL RECORD: 9-6, MAC: 4-2)

BGSU	OPP	Result
172.000 at Michigan State	173.550	L
168.950 KENT STATE *	161.900	W
176.000 CLARION STATE	170.750	W
172.550 EASTERN MICHIGAN *	165.550	W
NORTHERN MICHIGAN	163.000	W
171.850 at Northern Illinois *	174.500	L
Ball State	169.300	W
Iowa State	166.000	W
173.100 at West Virginia	179.500	L
Clarion State	167.400	W
170.100 at Ball State *	172.450	L
Indiana	171.050	L
174.850 WESTERN MICHIGAN *	171.600	W
175.050 CENTRAL MICHIGAN *	168.250	W
178.700 at Kentucky	181.000	L
175.800 MAC Championships ^	1st of 7	
175.600 NCAA Regionals §	3rd of 6	

^ at Mount Pleasant, Mich.
§ at Pittsburgh, Pa.



YEAR-BY-YEAR RESULTS



1986 (OVERALL RECORD: 3-10, MAC: 1-4)

BGSU	OPP	Result
163.300	at Kent State *	L
173.100	NORTHERN ILLINOIS *	W
171.100	VALPARAISO	W
165.800	at Missouri	L
	Illinois	L
173.600	BALL STATE *	L
170.350	at Western Michigan *	L
166.950	at Pittsburgh	L
169.650	at Eastern Michigan *	L
	Northern Michigan	L
	Michigan	L
174.900	MICHIGAN STATE	L
	CLARION STATE	W
178.450	MAC Championships ^	3rd of 7
171.300	NCAA Regionals \$	6th of 6

^ at Kalamazoo, Mich.
\$ at University Park, Pa.

1987 (OVERALL RECORD: 8-4, MAC: 5-0)

BGSU	OPP	Result
174.050	KENT STATE *	W
172.200	at Ball State *	W
	Illinois State	L
176.750	EASTERN MICHIGAN *	W
143.950	at Michigan State	L
174.300	WESTERN MICHIGAN *	W
179.700	PITTSBURGH	L
176.400	at Central Michigan *	W
	Northern Michigan	W
	Kent State	W
176.500	NEW HAMPSHIRE	W
174.400	at Michigan	L
176.350	MAC Championships ^	2nd of 6
168.950	NCAA Regionals ∞	7th of 7

^ at Ypsilanti, Mich.
∞ at Columbus, Ohio

1988 (OVERALL RECORD: 5-8, MAC: 3-3)

BGSU	OPP	Result
171.700	at Kent State *	L
169.500	BALL STATE *	W
171.600	at Michigan State	L
	Ball State	W
175.200	at Eastern Michigan *	W
171.700	at Western Michigan *	L
178.250	KENT STATE *	L
176.450	at Ohio State	L
	Minnesota	L
	Pittsburgh	L
176.250	CENTRAL MICHIGAN *	W
176.700	ILLINOIS STATE	W
179.650	at Pittsburgh	L
175.550	MAC Championships ^	3rd of 6

^ at Kent, Ohio

1989 (OVERALL RECORD: 5-9, MAC: 3-1)

BGSU	OPP	Result
178.600	KENT STATE *	W
175.950	at Ohio State	L
	Georgia	L
	Michigan State	L
176.000	at Michigan State	L
	Central Michigan	L
	Kent State	L
177.900	EASTERN MICHIGAN *	W
179.750	WESTERN MICHIGAN *	W
180.050	at Illinois State	W
180.500	at Kentucky	L
	New Hampshire	L
180.000	at Central Michigan *	L
180.250	PITTSBURGH	W

179.750 MAC Championships ^ 6th of 6
^ at Bowling Green, Ohio

1990 (OVERALL RECORD: 5-6, MAC: 1-4)

BGSU	OPP	Result
176.200	at Kent State *	L
174.800	at Eastern Michigan *	L
176.150	at Valparaiso	W
179.150	BALL STATE *	W
180.450	ILLINOIS STATE	W
178.800	at West Virginia	L
	Rhode Island	W
	Iowa	W
181.900	at Pittsburgh	L
182.450	CENTRAL MICHIGAN *	L
183.250	at Western Michigan *	L
183.200	MAC Championships ^	5th of 6

^ at Muncie, Ind.

1991 (OVERALL RECORD: 8-6, MAC: 3-2)

BGSU	OPP	Result
181.250	KENT STATE *	W
180.000	at Kentucky	L
181.950	MICHIGAN	L
180.050	at Ball State *	L
181.250	at Ohio State	L
	Denver	W
	West Virginia	L
	Kent State	W
184.250	at Illinois State	W
	Southeast Missouri State	W
185.200	at Central Michigan *	L
184.650	EASTERN MICHIGAN *	W
185.150	WESTERN MICHIGAN *	W
189.200	VALPARAISO	W
183.100	MAC Championships ^	3rd of 6
186.775	NCAA Regionals ∞	4th of 7

^ at Mount Pleasant, Mich.
∞ at Durham, N.H.

1992 (OVERALL RECORD: 3-9, MAC: 1-3)

BGSU	OPP	Result
180.300	ILLINOIS STATE	L
179.450	at Ohio State	L
	Boise State	L
	Indiana-Pa.	W
181.400	at Kent State *	L
180.900	at West Virginia	L
	North Carolina	W
183.150	at Michigan State	L
183.350	CENTRAL MICHIGAN *	L
184.650	BALL STATE *	W
183.250	at Eastern Michigan *	L
185.300	OHIO STATE	L
181.900	MAC Championships ^	6th of 6

^ at Kalamazoo, Mich.

1993 (OVERALL RECORD: 2-8, MAC: 1-5)

BGSU	OPP	Result
177.750	at Ohio State	L
	Illinois State	L
177.700	KENT STATE *	L
184.400	at Illinois State	L
182.600	at Ball State *	L
185.450	WESTERN MICHIGAN *	W
184.950	at Central Michigan *	L
184.050	RADFORD	W
183.900	at Western Michigan *	L
183.400	EASTERN MICHIGAN *	L
186.375	MAC Championships ^	4th of 6

^ at Ypsilanti, Mich.

1994 (OVERALL RECORD: 3-8, MAC: 0-5)

BGSU	OPP	Result
176.900	at Air Force	W
181.300	ILLINOIS STATE	L
178.775	at Kent State *	L
181.550	BALL STATE *	L
184.050	CENTRAL MICHIGAN *	L
181.600	INDIANA-PA.	W
180.700	at Western Michigan *	L
179.600	at Eastern Michigan *	L
183.675	at James Madison	L
	Indiana-Pa.	W
182.825	at Radford	L
183.975	MAC Championships ^	6th of 6

^ at Kent, Ohio

1995 (OVERALL RECORD: 2-12, MAC: 1-6)

BGSU	OPP	Result
179.400	OHIO STATE	L
181.975	BALL STATE *	L
183.440	at Kent State *	L
180.200	at Indiana-Pa.	W
	Rutgers	L
177.550	at Ball State *	L
181.775	at Central Michigan *	L
184.250	WESTERN MICHIGAN *	W
187.275	Cap'n Crunch Invitational	5th of 5
	at Southeast Missouri St.	L
	Alabama	L
	Missouri	L
	Texas Women's	L
184.050	at Eastern Michigan *	L
184.300	KENT STATE *	L
184.125	MAC Championships ^	6th of 6

^ at Muncie, Ind.

1996 (OVERALL RECORD: 3-13, MAC: 1-5)

BGSU	OPP	Result
184.275	KENT STATE *	L
181.625	WISCONSIN-OSHKOSH	W
	INDIANA-PA.	W
179.850	at Ohio State	L
	Towson State	L
182.475	Fox Run Invitational	4th of 4
	at New Hampshire	L
	George Washington	L
	Missouri	L
186.625	EASTERN MICHIGAN *	L
184.900	at Central Michigan *	L
185.600	at Ball State *	L
187.825	WESTERN MICHIGAN *	W
187.050	Corvette Cup	4th of 4
	at Missouri	L
	Alabama	L
	Illinois State	L
187.700	at Kent State *	L
186.800	MAC Championships ^	6th of 6

^ at Bowling Green, Ohio

1997 (OVERALL RECORD: 4-10, MAC: 1-4)

BGSU	OPP	Result
183.450	at Indiana-Pa.	W
188.650	at Pittsburgh	L
	New Hampshire	L
	Maryland	L
190.350	KENT STATE *	L
190.625	Cap'n Crunch Invitational	3rd of 5
	at Southeast Missouri St.	L
	Illinois	L
	Alaska-Anchorage	W
	Yale	W
186.350	at Eastern Michigan *	L
189.375	CENTRAL MICHIGAN *	L



YEAR-BY-YEAR RESULTS



186.400	at Ball State *	188.450	L
190.625	WESTERN MICHIGAN *	190.175	W
185.925	at Central Michigan	193.100	L
188.925	MAC Championships ^	6th of 6	

^ at Mount Pleasant, Mich.

1998 (OVERALL RECORD: 6-14, MAC: 3-3)

BGSU		OPP	Result
183.525	CENTRAL MICHIGAN *	188.575	L
186.600	ILLINOIS	190.350	L
186.875	at Ohio State	191.925	L
186.625	Cardinal Classic	4th of 6	
	at Ball State *	189.600	L
	Iowa	189.075	L
	Texas Women's	187.800	L
	Illinois State	184.475	W
	Wisconsin-LaCrosse	177.950	W
188.150	EASTERN MICHIGAN *	187.850	W
188.575	Hobie's Invitational	4th of 4	
	at Michigan State	195.850	L
	New Hampshire	192.550	L
	Eastern Michigan	189.375	L
190.625	at Western Michigan *	190.225	W
	Illinois-Chicago	191.500	L
189.200	at Kent State *	190.925	L
	Northern Illinois *	188.225	W
183.225	Gold's Challenge	4th of 5	
	at UC-Santa Barbara	186.500	L
	North Carolina	188.325	L
	Cal State Fullerton	186.100	L
	San Jose State	181.925	W
188.175	MAC Championships ^	7th of 7	

^ at DeKalb, Ill.

1999 (OVERALL RECORD: 10-6, MAC: 5-1)

BGSU		OPP	Result
187.925	at Illinois-Chicago	191.725	L
191.575	at Northern Illinois *	187.100	W
191.950	OHIO STATE	193.975	L
191.625	WESTERN MICHIGAN *	186.525	W
189.825	KENT STATE *	188.725	W
189.225	at Denver	193.750	L
193.475	ILLINOIS STATE	189.200	W
193.550	at Central Michigan *	195.000	L
194.475	BALL STATE *	193.425	W
192.100	at Cornell	184.875	W
190.850	at Eastern Michigan *	187.825	W
192.900	MAC Championships ^	4th of 7	
193.350	USA Gymnastics NIT	3rd of 6	
	at Temple	190.125	W
	Towson State	194.000	L
	Rutgers	193.875	L
	UC Santa Barbara	190.000	W
	Western Michigan	189.475	W

^ at Kalamazoo, Mich.

2000 (OVERALL RECORD: 9-12, MAC: 2-4)

BGSU		OPP	Result
190.175	NORTHERN ILLINOIS *	186.450	W
191.250	EASTERN MICHIGAN *	190.475	W
192.850	CENTRAL MICHIGAN *	193.950	L
189.225	at Western Michigan *	191.075	L
	Kent State	192.325	L
189.300	CENTENARY	186.700	W
191.425	at Ball State *	193.925	L
	Kent State	193.850	L
193.950	RUTGERS	192.825	W
	CORNELL	183.950	W
192.475	Fox Run Invitational	3rd of 4	
	at New Hampshire	194.600	L
	George Washington	192.500	L
	Maryland	191.925	W
194.025	All-Ohio Invitational	1st of 3	

	at Ohio State	193.425	W
	Kent State	193.900	W
192.125	Michigan State Invitational	3rd of 4	
	at Michigan State	194.900	L
	New Hampshire	194.400	L
	Southeast Missouri State	190.175	W
194.600	at Kent State *	196.575	L
192.175	at Michigan	197.050	L
	Florida	194.500	L
192.850	MAC Championships ^	5th of 7	

^ at Ypsilanti, Mich.

2001 (OVERALL RECORD: 9-11, MAC: 4-2)

BGSU		OPP	Result
194.825	KENT STATE *	192.925	W
	ILLINOIS-CHICAGO	189.950	W
193.500	at Northern Illinois *	189.975	W
191.175	ALL-OHIO CHAMPIONSHIPS	3rd of 3	
	OHIO STATE	195.575	L
	KENT STATE	193.150	L
195.000	WESTERN MICHIGAN *	191.950	W
192.250	CAT Classic	3rd of 4	
	at Missouri	192.425	L
	Brigham Young	193.600	L
	Illinois State	192.125	W
194.700	MICHIGAN STATE	195.075	L
195.950	BALL STATE *	195.475	W
192.675	at Eastern Michigan *	193.900	L
192.425	at Central Michigan *	193.075	L
194.825	Corvette Classic	2nd of 4	
	at Missouri	193.075	W
	Oklahoma	195.075	L
	Texas Women's	191.350	W
194.450	at Kentucky	195.825	L
	Central Michigan	195.275	L
	Pittsburgh	190.550	W
194.950	at Ohio State	196.525	L
194.400	MAC Championships ^	5th of 7	

^ at Kent, Ohio

2002 (OVERALL RECORD: 17-1, MAC: 6-0)

BGSU		OPP	Result
193.775	MISSOURI	193.225	W
194.225	CENTRAL MICHIGAN *	192.200	W
192.700	Cardinal Classic	1st of 6	
	at Ball State *	191.625	W
	Illinois-Chicago	192.225	W
	North Carolina	190.550	W
	Wisconsin-Eau Claire	173.875	W
	Wisconsin-River Falls	179.175	W
192.000	at Rutgers	191.225	W
	Southern Connecticut	186.175	W
192.675	at North Carolina	193.825	L
	George Washington	191.900	W
194.075	NORTHERN ILLINOIS *	189.800	W
195.125	All-Ohio Championships	1st of 3	
	at Kent State *	194.350	W
	Ohio State	194.450	W
194.875	at Western Michigan *	194.450	W
195.650	AIR FORCE	193.150	W
195.975	EASTERN MICHIGAN *	195.250	W
194.925	at Pittsburgh	194.275	W
193.075	MAC Championships ^	5th of 7	

^ at Muncie, Ind.

2003 (OVERALL RECORD: 4-14, MAC: 2-4)

BGSU		OPP	Result
192.850	WESTERN MICHIGAN *	192.375	W
189.200	Dodge Premiere	4th of 4	
	at Florida	195.975	L
	Minnesota	193.450	L
	Kentucky	192.200	L
192.600	at Kent State *	196.450	L

190.925	at Eastern Michigan *	192.950	L
192.525	at Northern Illinois *	194.675	L
190.900	Fox Run Invitational	4th of 4	
	at New Hampshire	191.875	L
	Michigan State	194.325	L
	George Washington	191.425	L
193.800	BALL STATE *	188.675	W
194.275	PITTSBURGH	194.050	W
	WILSON COLLEGE	175.300	W
193.475	All-Ohio Championships	3rd of 3	
	at Ohio State	196.650	L
	Kent State	195.450	L
193.200	at Central Michigan *	196.325	L
192.175	KENT STATE	196.150	L
	WESTERN MICHIGAN	193.250	L
195.175	MAC Championships ^	4th of 7	

^ at Bowling Green, Ohio

2004 (OVERALL RECORD: 5-8, MAC 3-3)

BGSU		OPP	Result
193.450	EASTERN MICHIGAN *	192.975	W
191.425	at Southeast Missouri St.	194.175	L
195.125	NORTH CAROLINA	194.425	W
193.475	Cardinal Classic	1st of 3	
	at Ball State *	193.425	W
	Illinois	192.975	W
193.725	ALL-OHIO CHAMPIONSHIPS	3rd of 3	
	KENT STATE	195.375	L
	OHIO STATE	195.450	L
194.375	at Western Michigan *	194.475	L
194.975	at Kent State *	196.350	L
	George Washington	195.400	L
195.175	NORTHERN ILLINOIS *	194.400	W
195.900	CENTRAL MICHIGAN *	196.225	L
193.475	at West Virginia	197.300	L
194.650	MAC Championships ^	4th of 7	

^ at Mount Pleasant, Mich.

2005 (OVERALL RECORD: 7-10, MAC: 3-3)

BGSU		OPP	Result
190.150	at Kentucky	194.850	L
193.000	BALL STATE *	191.750	W
190.900	at Central Michigan *	194.675	L
191.875	at Eastern Michigan *	193.900	L
194.075	KENT STATE *	194.300	L
192.075	at Northern Illinois *	191.325	W
193.625	WESTERN MICHIGAN *	191.800	W
196.100	SE MISSOURI STATE	194.525	W
	WISCONSIN-OSHKOSH	187.950	W
191.325	at Pittsburgh	191.650	L
	Michigan State	194.025	L
	James Madison	185.325	W
192.250	at Cal State-Fullerton	192.400	L
	San Jose State	193.025	L
	SUNY-Cortland	183.700	W
192.975	All-Ohio Championships	3rd of 3	
	at Kent State	195.375	L
	Ohio State	194.400	L
192.875	MAC Championships ^	4th of 7	

^ at DeKalb, Ill.

2006 (OVERALL RECORD: 4-11, MAC: 2-4)

BGSU		OPP	Result
186.700	All Ohio Championships	3rd of 3	
	at Ohio State	190.200	L
	Kent State	189.375	L
189.325	CENTRAL MICHIGAN *	187.950	W
189.100	ILLINOIS STATE	187.500	W
190.025	NORTHERN ILLINOIS *	190.850	L
183.625	at Ball State *	187.875	L
	Michigan State	191.025	L
187.325	at Western Michigan *	190.100	L
184.300	at Rutgers	190.550	L



YEAR-BY-YEAR RESULTS



Towson	190.100	L
Rhode Island	187.150	L
Bridgeport	174.875	W
190.550 at Kent State *	193.550	L
187.475 at William and Mary	188.350	L
191.850 EASTERN MICHIGAN *	191.025	W
190.875 MAC Championship^	6th of 7	

2007 (OVERALL RECORD: 5-10, MAC: 3-3)

BGSU	OPP	Result
188.925 at Eastern Michigan *	192.475	L
Ursinus	178.950	W
189.300 WESTERN MICHIGAN *	189.075	W
190.200 at Northern Illinois *	188.225	W
191.425 BALL STATE *	188.925	W
192.775 at Central Michigan *	195.125	L
192.225 KENT STATE *	193.700	L
190.650 CAT Classic	3rd of 4	
at Missouri	196.075	L
Eastern Michigan	191.775	L
William and Mary	187.700	W
192.575 at Texas Women's	194.825	L
Kentucky	196.200	L
Southeast Missouri St.	194.295	L
192.425 ALL OHIO CHAMPIONSHIPS	3rd of 3	
OHIO STATE	195.825	L
KENT STATE	195.325	L
191.925 MAC Championships ^	7th of 7	

2008 (OVERALL RECORD: 6-11, MAC: 2-3)

BGSU	OPP	Result
188.825 MISSOURI	194.100	L
191.975 EASTERN MICHIGAN *	191.525	W
191.475 at Brown	188.675	W
MIT	180.600	W
West Chester	174.225	W
190.700 All-Ohio Championships	3rd of 3	
at Kent State	195.150	L
Ohio State	194.175	L
193.350 CENTRAL MICHIGAN *	192.775	W
193.075 at Western Michigan *	193.400	L
188.475 at Kent State *	194.825	L
189.800 at Penn State	195.025	L
SUNY-Cortland	183.800	W
George Washington	192.575	L
190.950 at North Carolina State	195.075	L
193.125 NORTHERN ILLINOIS *	193.625	L
EASTERN MICHIGAN	193.500	L
191.375 KENTUCKY	195.675	L
192.025 MAC Championships ^	7th of 7	

2009 (OVERALL RECORD: 4-10, MAC: 2-4)

BGSU	OPP	Results
191.875 at Northern Illinois *	193.450	L
189.575 BALL STATE *	187.325	W
190.800 at Illinois State	191.675	L
190.050 at Eastern Michigan *	192.925	L
192.600 KENT STATE *	194.550	L
192.975 WESTERN MICHIGAN *	191.600	W
193.750 OHIO STATE	194.175	L
192.625 at Central Michigan *	195.050	L
192.400 at California-Davis	192.950	L
New Hampshire	192.525	L
Sacramento State	194.625	L
193.275 at Texas Woman's	193.000	W
Arkansas	196.550	L
Pennsylvania	190.600	W
192.425 MAC Championships ^	4th of 7	

^ at Muncie, Ind.

2010 (OVERALL RECORD: 5-7, MAC: 4-2)

BGSU	OPP	Result
189.925 at Michigan	194.875	L
Iowa	193.200	L
192.625 NORTHERN ILLINOIS *	190.900	W
192.600 at Western Michigan *	191.850	W
193.300 at Illinois-Chicago	192.750	W
191.575 at Ball State *	190.475	W
193.175 EASTERN MICHIGAN *	191.875	W
190.675 at Western Michigan	193.925	L
Illinois-Chicago	191.150	L
191.550 at West Virginia	194.725	L
191.200 at Kent State *	195.275	L
194.375 CENTRAL MICHIGAN *	196.350	L
191.850 MAC Championships ^	7th of 7	

^ at Bowling Green, Ohio

2011 (OVERALL RECORD: 1-12, MAC: 0-6)

BGSU	OPP	Result
190.225 ILLINOIS-CHICAGO	185.525	W
186.600 at Northern Illinois *	188.675	L
190.400 WESTERN MICHIGAN *	192.650	L
OHIO STATE	195.450	L
188.975 KENT STATE *	194.925	L
185.750 at Eastern Michigan *	189.550	L
187.750 BALL STATE *	192.325	L
189.450 at Nebraska	196.500	L
Iowa	195.500	L
Kentucky	194.650	L
193.800 at Kentucky	195.650	L
George Washington	194.100	L
191.350 at Central Michigan *	194.825	L
192.900 MAC Championships ^	5th of 7	

^ at Mount Pleasant, Mich.

2012 (OVERALL RECORD: 2-12, MAC: 1-5)

BGSU	OPP	Result
188.925 at Kentucky	194.325	L
Wisconsin-Oshkosh	174.725	W
Oklahoma	195.875	L
191.950 CENTRAL MICHIGAN *	193.050	L
193.225 WEST VIRGINIA	193.475	L
192.800 at Western Michigan *	195.300	L
191.500 at Maryland	194.475	L
North Carolina	193.125	L
193.975 NORTHERN ILLINOIS *	194.775	L
192.325 at Pittsburgh	194.050	L
193.825 at Missouri	196.250	L
193.900 at Ball State *	194.050	L
193.525 at Kent State *	196.400	L
193.675 EASTERN MICHIGAN *	190.950	W
193.150 MAC Championships ^	T-5th of 7	

^ at DeKalb, Ill.

2013 (OVERALL RECORD: 5-11, MAC: 3-3)

BGSU	OPP	Result
192.200 OHIO STATE	194.600	L
191.100 TEXAS WOMAN'S	191.800	L
192.525 at Northern Illinois *	192.775	L
194.025 at Eastern Michigan *	193.900	W
193.825 KENT STATE *	195.800	L
192.850 at Lindenwood	192.050	W
193.300 at North Carolina State	195.675	L
North Carolina	195.550	L
Pittsburgh	194.750	L
George Washington	193.950	L
William & Mary	193.650	L
194.525 BALL STATE *	192.775	W
EASTERN MICHIGAN	193.350	W
194.500 at Central Michigan *	196.025	L
192.700 at Kentucky	196.375	L
195.175 WESTERN MICHIGAN *	192.950	W
193.750 MAC Championships ^	5th of 7	

^ at Kalamazoo, Mich.

2014 (OVERALL RECORD: 7-9, MAC: 4-2)

BGSU	OPP	Result
191.950 at Ohio State	194.750	L
Oregon State	195.200	L
192.825 at Western Michigan *	191.450	W
194.600 EASTERN MICHIGAN *	192.525	W
194.150 at Ball State *	193.025	W
194.325 Chicago Style Invitational	2nd of 4	
at Illinois-Chicago	191.950	W
North Carolina	192.075	W
Boise State	196.325	L
195.550 CENTRAL MICHIGAN *	196.500	L
193.875 at Maryland	194.675	L
Yale	188.525	W
194.825 NORTHERN ILLINOIS *	193.075	W
193.325 at Texas Woman's	194.250	L
195.925 at Kent State *	196.225	L
194.175 at UCLA	197.050	L
Utah State	196.000	L
194.625 MAC Championships ^	3rd of 7	

^ at Ypsilanti, Mich.

2015 (OVERALL RECORD: 8-8, MAC: 2-4)

BGSU	OPP	Result
194.775 MICHIGAN STATE	194.075	W
191.175 Ozone Collegiate Classic #	2nd of 4	
Alaska-Anchorage	188.850	W
Brigham Young	193.075	L
Wisconsin-Whitewater	189.975	W
192.425 at Eastern Michigan *	195.250	L
193.025 at Geroge Washington	194.775	L
195.200 OHIO STATE	195.650	L
195.500 BALL STATE *	193.875	W
195.200 at Northern Illinois *	195.650	L
Alaska-Anchorage	190.925	W
192.700 at Central Michigan *	196.125	L
194.000 WESTERN MICHIGAN *	194.800	L
195.250 at Michigan State	194.350	W
Arizona	195.450	L
Eastern Michigan	195.225	W
195.700 KENT STATE *	195.050	W
193.575 MAC Championships ^	5th of 7	

at Knoxville, Tenn.

^ at Kent, Ohio

2016 (OVERALL RECORD: 6-12, MAC: 1-5)

BGSU	OPP	Result
191.900 at Arizona State	192.700	L
Nebraska	194.050	L
193.575 at Western Michigan *	195.275	L
Eastern Michigan	195.050	L
194.075 ALASKA-ANCHORAGE	191.500	W
194.525 DENVER	196.125	L
194.800 at North Carolina	193.400	W
Pittsburgh	193.350	W
North Carolina State	194.900	L
195.425 EASTERN MICHIGAN *	196.600	L
SE MISSOURI STATE	192.800	W
195.350 at Kent State *	196.125	L
193.650 at Ball State *	195.250	L
195.150 CENTRAL MICHIGAN *	195.750	L
195.725 at West Virginia	196.800	L
Ohio State	195.925	L
194.175 at Illinois State	192.225	W
196.500 NORTHERN ILLINOIS *	195.475	W
195.625 MAC Championships ^	3rd of 7	
193.850 NCAA Regionals #	6th of 6	

^ at Muncie, Ind.

at Tuscaloosa, Ala.

FOR ALL SEASONS:
Home meets in CAPS
* MAC meet



TEAM-BY-TEAM W-L RECORDS



Air Force.....	2-0
Alabama.....	1-2
Alaska Anchorage.....	4-0
Arkansas.....	0-1
Arizona.....	0-1
Arizona State.....	0-1
Auburn.....	1-0
Ball State.....	25-15
Boise State.....	0-2
Bridgeport.....	1-0
Brigham Young.....	0-2
Brown.....	1-0
Cal State Fullerton.....	0-2
Centenary.....	1-0
Central Michigan.....	14-30
Clarion State.....	4-0
Cornell.....	2-0
Denver.....	1-2
Eastern Kentucky.....	1-0
Eastern Michigan.....	26-22
Florida.....	1-2
George Washington.....	1-8
Georgia.....	0-1
Illinois.....	3-5
Illinois State.....	12-7
Illinois-Chicago.....	7-4
Indiana.....	7-2
Indiana State.....	3-0
Indiana-PA.....	7-0
Iowa.....	3-3
Iowa State.....	2-0
James Madison.....	1-1
Kent State.....	13-46-1
Kentucky.....	4-13
Lindenwood.....	1-0
Maryland.....	1-3
Memphis.....	1-0
Miami.....	8-0
Michigan.....	3-7
Michigan State.....	3-14
Minnesota.....	0-2
Missouri.....	2-8
MIT.....	1-0
Morehead State.....	1-0
Nebraska.....	0-2
New Hampshire.....	1-8
North Carolina.....	5-4
North Carolina State.....	0-3

Northern Illinois.....	13-9
Northern Michigan.....	2-1
Northwestern.....	1-0
Ohio State.....	7-29
Oklahoma.....	0-3
Oregon State.....	0-1
Pennsylvania.....	1-0
Penn State.....	0-1
Pittsburgh.....	5-9
Radford.....	1-1
Rhode Island.....	1-1
Rutgers.....	2-3
Sacramento State.....	0-1
San Jose State.....	1-1
SE Missouri State.....	5-4
Slippery Rock.....	0-1
South Connecticut.....	1-0
SUNY-Brokport.....	1-0
SUNY-Cortland.....	2-0
Temple.....	1-0
Texas Women's.....	2-5
Towson.....	0-3
UC Davis.....	0-1
UC Santa Barbara.....	1-1
UCLA.....	0-1
Ursinus.....	1-0
Utah State.....	0-1
Valparaiso.....	3-0
West Chester.....	1-0
West Virginia.....	5-9
Western Kentucky.....	2-0
Western Michigan.....	27-15-1
William & Mary.....	1-2
Wilson College.....	1-0
Wisc.-Eau Claire.....	2-0
Wisc.-LaCrosse.....	1-0
Wisc.-Oshkosh.....	3-0
Wisc.-River Falls.....	1-0
Wisc.-Whitewater.....	2-0
Yale.....	2-0
Youngstown State.....	4-0

BOLD denotes 2017 opponent




MARNY OESTRENG

1999 NCAA Floor Exercise Champion

Marny Oestreng is the only Falcon in Bowling Green State University gymnastics history that has competed at the NCAA Women's Gymnastics Championships, as she did so as a freshman in 1999. Oestreng went on to win the National Title in the floor exercise with a 9.925, becoming just the third individual in BGSU history to win an NCAA title. Oestreng won the NCAA Regionals with a score of 9.950.

In her first season as a Falcon, Oestreng was named the Mid-American Conference Freshman of the Year and Gymnast of the Year. In her career as a Falcon, she was garnered an All-MAC Performer in 11 events, nine of which were MAC Championship performances. She capped off a remarkable career with the Orange and Brown by being tabbed the MAC Senior Gymnast of the Year in 2002.

Fifteen years after her graduation, Oestreng still holds the BGSU record for every individual event - all-around (39.600), floor exercise (9.975), uneven bars (9.950), vault (9.950) and balance beam (9.925).





BGSU GYMNASTICS HISTORY



FIRST TEAM ALL-MAC

2016 Alyssa Nocella
 2014 Alyssa Nocella
 2010 Dawn Christman
 2005 Jessica Guyer
 2001 Marny Oestreng
 2000 Marny Oestreng
 1999 Marny Oestreng
 1998 Jackie Haft
 1995 Heather Ferguson
 1993 Robin Wall
 1992 Mary Beth Friel
 1991 Mary Beth Friel, Julie Zickers
 1990 Megan Griffin
 1989 Mary Beth Friel
 1987 Suzanne Bell, Lisa Hillman
 1986 Tiffany Kosmerl, Shelley Staley
 1985 Tiffany Kosmerl, Shelley Staley
 1984 Julie Bender
 1983 Julie Bender, Katie Greaser
 1982 Dawn Boyle, Laurie Garee, Karin Kemper
 1981 Dawn Boyle, Laurie Garee

ACADEMIC ALL-MAC

2016 Caroline Ellingboe, Lauren Feely, Shannon Goniwiecha, Rachel Reis, Alyssa Nocella
 2015 Katrina Carpenter, Caroline Ellinboe, Lauren Feely, Rachel Reis, Alyssa Nocella
 2014 Megan Harrington, Alyssa Nocella
 2013 Megan Harrington, Amanda Lievendag
 2012 Megan Harrington
 2011 Dawn Christman
 2010 Dawn Christman
 2007 Jholeen Ponce
 1995 Jennifer Wenrich
 1994 Elisa Martinelli
 1991 Kim Eddings

TEAM CAPTAIN(S)

2016 Caroline Ellingboe, Victoria Heath
 2015 Caroline Ellingboe, Gina Locigno, Alyssa Nocella, Rachel Reis
 2014 Gina Locigno, Alyssa Nocella, Lacey Swords
 2013 Sunny Marchand, Megan Valentini
 2012 Dawn Christman, Monica Eaton, Danielle Wishart
 2011 Amber Brewer, Kasey Fillmore, Lexi Psychopaidas, Danielle Wishart
 2010 Morgan Balzer, Amber Brewer, Kasey Fillmore
 2009 Morgan Balzer, Jhloeen Ponce
 2008 Jacquelyn Bernhardt, Jholeen Ponce
 2007 Allison Swafford, Sakura Tomita, Karly Yohe
 2006 Jessica Bradley, Jessica Guyer
 2005 Kristin DiPietro, Kari Elste, Bre Metzger
 2004 Melissa Popovich, Pia Sjovall
 2003 Ann Marie Kassouf, Melissa Popovich
 2002 Heather Dankmyer, Sarah Gaertner
 2001 Amber Curry, Heather Dankmyer
 2000 Heather Dankmyer, Sarah Grealis
 1999 Sarah Grealis, Jackie Haft
 1998 Heather Ferguson, Melissa Hunt
 1997 Heather Ferguson, Kim Pope, Susan Talbott
 1996 Karen Jordan, Jennifer Wenrich
 1995 Karen Jordan, Elisa Martinelli
 1994 Elisa Martinelli, Jennifer Nacca, Julia Zelikov
 1993 Stacey Davis, Robin Wall
 1992 Kathy Altonen, Meg Griffin
 1991 Nikki Condon, Meg Griffin
 1990 Lori Pinegar
 1989 Suzanne Bell
 1988 Kim Trost
 1987 Julia Wicks
 1986 Shelley Staley
 1985 Leslie Schipper
 1984 Julie Bender, Laurie Garee
 1983 Katie Greaser
 1982 Karin Kemper
 1981 Carol Brunswick
 1980 Linda Lehman
 1979 Pam Culler
 1978 Pam Culler
 1977 Theresa Hoover
 1976 Karen Glenn
 1975 Nancy Thorn



BGSU GYMNASTICS HISTORY



MAC CHAMPIONS

YEAR	NAME	EVENT	SCORE
2016	Lauren Feely	All-Around	39.300
	Laura Mitchell	Beam	9.925
2015	Lauren Feely	Vault	9.900
2014	Amanda Lievendag	Vault	9.850
2013	Alyssa Nocella	Balance Beam	9.850
	Jamilah Ali	Vault	9.875
2010	Dawn Christman	Floor	9.850
2002	Marny Oestreng	Floor	9.900
2001	Marny Oestreng	All-Around	39.150
	Marny Oestreng	Uneven Bars	9.875
2000	Marny Oestreng	All-Around	39.450
	Marny Oestreng	Vault	9.875
	Marny Oestreng	Balance Beam	9.900
1999	Marny Oestreng	All-Around	39.525
	Marny Oestreng	Vault	9.875
	Marny Oestreng	Uneven Bars	9.900
	Marny Oestreng	Balance Beam	9.850
1998	Jackie Haft	Vault	9.850
1995	Heather Ferguson	Balance Beam	9.775
1991	Mary Beth Friel	Balance Beam	9.600
1985	Tiffany Kosmerl	Balance Beam	9.450
1984	Julie Bender	All-Around	35.60
	Julie Bender	Vault	9.200
1983	Julie Bender	All-Around	34.65
	Julie Bender	Vault	9.150
1982	Laurie Garee	All-Around	34.35
	Laurie Garee	Uneven Bars	8.950
	Dawn Boyle	Floor	8.750
	Karin Kemper	Floor	8.750
1981	Dawn Boyle	Vault	9.100
	Laurie Garee	Balance Beam	9.000

NCAA NATIONAL CHAMPIONS

1999 Marny Oestreng Floor 9.925

NCAA REGIONAL CHAMPIONS

1999 Marny Oestreng Floor 9.950

MAC TEAM CHAMPIONSHIPS

1982, 1983, 1985

MAC REGULAR SEASON CHAMPIONS

2002

MAC FRESHMAN OF THE YEAR

2014 Lauren Feely

2012 Jamilah Ali

1999 Marny Oestreng

1995 Heather Ferguson

MAC GYMNAST OF THE YEAR

2004 Melissa Popovich

1999 Marny Oestreng

MAC SPECIALIST OF THE YEAR

2008 Jacquelyn Bernhardt

MAC SENIOR GYMNAST OF THE YEAR

2016 Alyssa Nocella

2004 Melissa Popovich

2002 Marny Oestreng

MAC COACH OF THE YEAR

Kerrie Turner (2013)

Dan Connelly (2002, 1999, 1997)

Dr. Charles Simpson (1983)





BGSU GYMNASTICS HISTORY



BGSU YEAR-BY-YEAR RECORD/FINISH

Season	Record	Pct.	MAC	Pct.	OAISW	MAC
1975	6-2-0	.750	-	-	2nd	-
1976	5-4-0	.556	-	-	2nd	-
1977	8-2-0	.800	-	-	2nd	-
1978	14-1-0	.933	-	-	2nd	-
1979	16-2-0	.889	-	-	1st	-
1980	11-0-1	.958	-	-	2nd	-
1981	8-4-0	.667	2-1-0	.667	3rd	2nd
1982	7-4-0	.636	4-1-0	.800	-	1st
1983	11-6-0	.647	5-0-0	1.00	-	1st
1984	12-3-1	.781	3-1-1	.700	-	2nd
1985	9-6-0	.600	4-2-0	.667	-	1st
1986	3-10-0	.231	1-4-0	.200	-	3rd
1987	8-4-0	.667	5-0-0	1.00	-	2nd
1988	5-8-0	.385	3-3-0	.500	-	3rd
1989	5-9-0	.357	3-1-0	.750	-	6th
1990	5-6-0	.455	1-4-0	.200	-	5th
1991	8-6-0	.571	3-2-0	.600	-	3rd
1992	3-9-0	.250	1-3-0	.250	-	6th
1993	2-8-0	.200	1-5-0	.167	-	4th
1994	3-8-0	.272	0-5-0	.000	-	6th
1995	2-12-0	.143	1-6-0	.143	-	6th
1996	3-13-0	.188	1-5-0	.167	-	6th
1997	4-10-0	.286	1-4-0	.200	-	6th
1998	6-14-0	.300	3-3-0	.500	-	7th
1999	10-6-0	.625	5-1-0	.833	-	4th
2000	9-12-0	.429	2-4-0	.333	-	5th
2001	9-11-0	.450	4-2-0	.667	-	5th
2002	17-1-0	.944	6-0-0	1.00	-	5th
2003	4-14-0	.286	2-4-0	.333	-	4th
2004	5-8-0	.385	3-3-0	.500	-	4th
2005	7-10-0	.412	3-3-0	.500	-	4th
2006	4-11-0	.267	2-4-0	.333	-	6th
2007	5-10-0	.333	3-3-0	.500	-	7th
2008	6-11-0	.353	2-3-0	.400	-	7th
2009	4-10-0	.286	2-4-0	.333	-	4th
2010	5-7-0	.417	4-2-0	.667	-	7th
2011	1-12-0	.077	0-6-0	.000	-	5th
2012	2-12-0	.143	1-5-0	.167	-	5th (t)
2013	5-11-0	.313	3-3-0	.500	-	5th
2014	7-9-0	.438	4-2-0	.667	-	3rd
2015	8-8-0	.500	2-4-0	.333	-	5th
2016	6-12-0	.333	1-5-0	.167	-	3rd

42 seasons

Overall: 278-326-2 (.460)

MAC: 91-108-1 (.458)

TEAM SCORES

1. vs. Northern Illinois	196.500	2016
2. vs. SEMO/Wisc.-Oshkosh	196.100	2005
3. vs. Air Force	195.975	2002
4. vs. Ball State	195.950	2001
5. at Kent State	195.925	2014
6. vs. Central Michigan	195.900	2004
7. vs. Ohio State w/WVU	195.725	2016
8. vs. Kent State	195.700	2015
9. vs. Eastern Michigan	195.675	2002
10. at MAC Championship	195.625	2016

TOP TEAM EVENT SCORES

Bars	49.125 vs. SEMO	2005
Beam	49.250, at MAC Championship	2016
Floor	49.425 vs. NIU	2002
Vault	49.125 vs. Central Michigan	2014

ALL-AROUND

1. Marny Oestreg	39.600	1999
2. Melissa Popovich	39.525	2004
3. Alyssa Nocella	39.425	2016
4. Lauren Feely*	39.375	2016
5. Alyssa Nocella	39.350	2014/15
6. Alyssa Nocella	39.325	2016
7. Breanne Guy	39.300	2009
Gina Locigno	39.300	2014
Lauren Feely*	39.300	2016
10. Alyssa Nocella	39.275	2016

VAULT

1. Marny Oestreg	9.950	2000/01
2. Jacquelyn Bernhardt	9.925	2007
3. Melissa Popovich	9.900	2004
Danielle Wishart	9.900	2012
Lauren Feely *	9.900	2014/15
6. Pia Sjovall	9.875	2001/02
Breanne Guy	9.875	2008/09
Jamilah Ali	9.875	2013
Amanda Lievendag	9.875	2014
Lauren Feely*	9.875	2016

UNEVEN BARS

1. Marny Oestreg	9.950	1999/02
Kari Elste	9.950	2005
3. Amanda Lievendag	9.925	2014
4. Melissa Popovich	9.900	2004
Alyssa Nocella	9.900	2016
5. Mindy Untch	9.875	2002
Marie-Eve Boisvert	9.875	2004
Jessica Bradley	9.875	2005
Caroline Ellingboe	9.875	2015/16
Alyssa Nocella	9.875	2016




BGSU GYMNASTICS HISTORY



BALANCE BEAM

1. Marny Oestreg	9.925	1999
Melissa Popovich	9.925	2004
Laura Mitchell*	9.925	2016
4. Ann Marie Kassouf	9.900	2002
Pia Sjovall	9.900	2004
Laura Mitchell*	9.900	2016
Caroline Ellingboe	9.900	2016
8. Kathy Emerson	9.875	2001
Mindy Untch	9.875	2002
Kristin DiPietro	9.875	2004
Jamilah Ali	9.875	2013
Gina Locigno	9.875	2014
Alyssa Nocella	9.875	2014
Laura Mitchell *	9.875	2015/16
Caroline Ellingboe	9.875	2016



FLOOR EXERCISE

1. Marny Oestreg	9.975	2001
2. Melissa Popovich	9.950	2002/04
Jessica Guyer	9.950	2003/05
Pia Sjovall	9.950	2004
5. Alyssa Nocella	9.925	2015
6. Rachel Hall	9.900	2002
Kristin DiPietro	9.900	2005
Jessica Guyer	9.900	2005
Dawn Christman	9.900	2012
Gina Locigno	9.900	2013
Megan Harrington	9.900	2013/14
Alyssa Nocella	9.900	2013/14/16
Lauren Feely*	9.900	2016

* Indicates a current roster member.





BGSU GYMNASTICS HISTORY



1982 MAC CHAMPIONS

(7-4 OVERALL, 4-1 MAC)

NCAA Regionals - Fifth of Six

Front Row: Katie Greaser, Jill Slomsky, Laurie Garee, Cathy White
Middle Row: Mary Anne Kruppa, Karin Kemper, Dawn Boyle
Back Row: Cindy Moore, Margy Pfister



1983 MAC CHAMPIONS

(11-6 OVERALL, 6-1 MAC)

Front Row: Shelley Staley, Julie Bender, Katie Greaser, Joyce Bonham.
Middle Row: Mary Anne Kruppa, Cathy White, Diane Babuder, Laurie Garee
Back Row: Judy Tropp, Dawn Boyle, Leslie Schipper, Jill Slomsky



1985 MAC CHAMPIONS

(9-6 OVERALL, 5-2 MAC)

NCAA Regionals - Third of Six

Front Row: Kris Byerly, Tiffany Kosmerl, Gretchen Van Haitsma, Lisa Shulman
Second Row: Debbie Spragg, Julia Wicks, Gayle Bolek, Kristen Melzer
Third Row: Maria Dechiara, Mary Pat Farr, Ellen Dicola
Back Row: Leslie Schipper **Not pictured:** Shelley Staley




2002 MAC REGULAR SEASON CHAMPIONS

(17-1 OVERALL, 6-0 MAC)

Front Row: Melissa Popovich, Marny Oestreg, Katie Carter, Kelly Kropko, Kathy Emerson
Second Row: Breanne Metzger, Sarah Gaertner, Rache Hall, Kristin DiPietro, Pia Sjoval, Emily Gray, Mindy Untch
Third Row: Kari Elste, Ann Marie Kassouf, Stephanie Sams.



BGSU GYMNASTICS HISTORY



JAMILAH ALI
2013 - Vault



JULIE BENDER
1982 - Floor
1981 - Vault



DAWN BOYLE
1984 - All-Around, Vault
1983 - All-Around, Vault



DAWN CHRISTMAN
2010 - Floor



LAUREN FEELY
2015 - Vault
2016 - All-Around



HEATHER FERGUSON
1995 - Beam



MARY BETH FRIEL
1991 - Vault



LAURIE GAREE
1982 - All-Around, Bars
1981 - Beam




JACKIE HAFT
1998 - Vault




KARIN KEMPER
1982 - Floor



TIFFANY KOSMERL
1985 - Beam



AMANDA LIEVENDAG
2014 - Vault



LAURA MITCHELL
2016 - Beam



ALYSSA NOCELLA
2013 - Beam



MARNY OESTREG
2002 - Floor
2001 - All-Around, Bars
2000 - All-Around, Vault
1999* - All-Around, Vault,
Bars, Beam
*-NCAA Champion (Floor)

* Colored pictures indicate a current Falcon.



BGSU GYMNASTICS HISTORY



FALCONS IN NCAA REGIONAL COMPETITION HISTORY

1981	Mary Ann Kruppa	Floor	17.90 / 6th
1982	Jill Slomsky	Beam	17.55 / 7th
	Dawn Boyle	Floor	17.4 / 9th
	Mary Ann Kruppa	Floor	17.35 / 10th
	Team		5th
1984	Team		5th
1985	Team		3rd
1986	Team		6th
1987	Team		168.95 / 7th
1988	Kim Troust	All-Around	35.45 / T-15th
		Bars	8.900
		Beam	8.900
		Floor	8.800
		Vault	8.850
1990	Mary Beth Friel	All-Around	36.200 / 15th
		Bars	8.750
		Beam	8.950
		Floor	9.050
		Vault	9.450
1991	Mary Beth Friel	All-Around	37.65 / 4th
		Bars	9.150
		Beam	9.700
		Floor	9.500
		Vault	9.300
	Julie Zickes	All-Around	36.800
		Bars	8.700
		Beam	9.550
		Floor	9.450
		Vault	9.100
	Team		186.775 / 4th
1992	Mary Beth Friel	<i>Invited but did not compete</i>	
1993	Robin Wall	All-Around	35.90 / 21st
		Bars	9.125
		Beam	8.975
		Floor	8.600
		Vault	9.200
1995	Jennifer Wenrich	All-Around	36.250
		Bars	8.875
		Beam	9.075
		Floor	9.350
		Vault	8.950
1996	Karen Jordan	All-Around	37.975 / 12th
		Bars	9.400 / T-13th
		Beam	9.400 / T-21st
		Floor	9.575 / T-30th
		Vault	9.600 / T-34th
1999	Marny Oestreng	All-Around	38.600 / 1st
		Bars	9.825 / T-3rd
		Beam	9.175 / 11th
		Floor	9.950 / T-18th
		Vault	9.650 / 34th
2003	Ann-Marie Kassouf	All-Around	38.775 / 12th
		Bars	9.575
		Beam	9.725
		Floor	9.750
		Vault	9.700
2004	Melissa Popovich	All-Around	39.000 / 12th
		Bars	9.750
		Beam	9.675
		Floor	9.825
		Vault	9.750
2008	Breanne Guy	All-Around	38.175 / 16th
		Bars	9.625
		Beam	9.075
		Floor	9.650
		Vault	9.825
	Jacquelyn Bernhardt	Vault	9.775 / T-25th

2009	Breanne Guy	All-Around	38.825 / 10th
		Bars	9.575
		Beam	9.625
		Floor	9.800
		Vault	9.825
2010	Breanne Guy	All-Around	38.575 / 15th
		Bars	9.500
		Beam	9.750
		Floor	9.750
		Vault	9.575
	Kasey Fillmore	All-Around	38.330 / 16th
		Bars	9.650
		Beam	9.450
		Floor	9.600
		Vault	9.600
2011	Danielle Wishart	Vault	9.700 / 35th
	Kasey Fillmore	All-Around	37.325
		Bars	9.600
		Beam	9.700
		Floor	8.600
		Vault	9.425
2012	Dawn Christman	Floor	9.050
	Megan Harrington	All-Around	38.225 / 18th
		Bars	9.475
		Beam	9.700
		Floor	9.500
		Vault	9.550
	Gina Locigno	All-Around	36.975
		Bars	9.075
		Beam	8.550
		Floor	9.700
		Vault	9.650
	Danielle Wishart	Vault	9.800 / 24th
	Jamilah Ali	Beam	9.55 / 33rd
2013	Alyssa Nocella	All-Around	38.550 / 11th
		Bars	9.625
		Beam	9.425
		Floor	9.850
		Vault	9.650
	Megan Harrington	All-Around	38.525 / 12th
		Bars	9.600
		Beam	9.650
		Floor	9.700
		Vault	9.575
2014	Alyssa Nocella	All-Around	39.150 / 9th
		Bars	
		Beam	
		Floor	9.850
		Vault	
	Megan Harrington	All-Around	38.925 / 10th
		Bars	
		Beam	9.850
		Floor	9.850
		Vault	
	Gina Locigno	All-Around	38.400 / 12th
		Bars	
		Beam	
		Floor	9.800
		Vault	9.725
2015	Alyssa Nocella	All-Around	39.100
		Bars	9.750
		Beam	9.700
		Floor	9.850
		Vault	9.800
2016	Team		193.850 / 6th

FALCONS IN NCAA NATIONAL COMPETITION HISTORY

1999	Marny Oestreng *	Floor	9.925 / 1st
------	------------------	-------	-------------

* Denotes NCAA Champion



SCHOLASTIC ALL-AMERICANS



The National Association of Collegiate Gymnastics Coaches/Women (NACGC/W) honors student-athletes who have recorded a cumulative grade point average of 3.50 or better for the academic year. The 2015 Bowling Green State University gymnastics team was honored to have 10 gymnasts with a 3.50 or higher GPA.

As a team, the Falcons placed 15th in the nation in 2015 with a team GPA of 3.5389.



Lauren Feely has maintained a cumulative 4.0 throughout her entire career, even after being named MAC Champion two times.

SCHOLASTIC ALL-AMERICANS

- 2015** Alexandria Porter, Alyssa Nocella, Gina Locigno, Krista Walberer, Lauren Feely, McKenna Schoenberger, Morgan Denlinger, Rachel Reis, Shannon Goniwiecha, Taylor Livingston
- 2014** Katrina Carpenter, Caroline Ellingboe, Lauren Feely, Megan Harrington, Gina Locigno, Alyssa Nocella, Rachel Perry, Rachel Reis, Megan Valentini
- 2013** Monica Eaton, Caroline Ellingboe, Megan Harrington, Sunny Marchand, Alyssa Nocella
- 2012** Dawn Christman, Monica Eaton, Megan Harrington, Dana Herr, Lindsay Koch, Leah Miko, Rachel Perry, Danielle Wishart
- 2011** Jamie Applefield, Amber Brewer, Dawn Christman, Monica Eaton, Megan Harrington, Lindsay Koch, Alexis Psychopaidas, Danielle Wishart
- 2010** Morgan Balzer, Amber Brewer, Dawn Christman, Megan Chronister, Monica Eaton, Sunny Marchand
- 2009** Morgan Balzer, Amber Brewer, Megan Chronister, Dawn Christman, Stacy Kramer, Michelle Luchini, Meg Satterlee
- 2008** Morgan Balzer, Amber Brewer, Megan Chronister, Michelle Luchini, Marissa Saneholtz
- 2007** Erin Coudriet, Jillian Stranges, and Karly Yohe, Marissa Saneholtz, Amber Brewer, Megan Chronister, Morgan Balzer
- 2006** Jessica Bradley, Erin Coudriet, Jessica Guyer, Jholeen Ponce, Marissa Saneholtz, Jayme Stambaugh, Karly Yohe
- 2005** Jessica Bradley, Erin Coudriet, Candice Deacon, Kari Elste, Jessica Ewart, Jessica Guyer, Erin McCollum, Jholeen Ponce, Marissa Saneholtz, Jayme Stambaugh, Karly Yohe
- 2004** Kelly Kropko, Kari Elste, Jessica Guyer, Erin McCollam, Erin Coudriet, Karly Yohe
- 2003** Kari Elste, Jessica Bradley, Jessica Guyer, Erin McCollam
- 2002** Mindy Untch, Emily Gray, Sarah Gaertner, Kathy Emerson, Stephanie Sams
- 2001** Jennifer Breneman, Amber Curry, Sarah Gaertner, Emily Gray, Jamie Kent, Melissa Popovich, Mindy Untch
- 2000** Kristin Molnar, Mindy Untch, Jennifer Breneman, Kelly Verhoff, Lesley Malucci
- 1999** Kristin Molnar, Marny Oestreg, Kelly Verhoff, Lesley Malucci, Mindy Untch
- 1998** Jackie Haft, Erin Klingenberg, Kristin Molnar
- 1997** Susan Talbott, Heather Ferguson, Melissa Hunt, Kristin Molnar
- 1996** Susan Talbott, Jennifer Wenrich
- 1995** Susan Talbott, Elisa Martinelli, Jennifer Wenrich
- 1994** Jennifer Wenrich
- 1993** Jennifer Wenrich, Wendy Marsh
- 1991** Kim Eddings



ANDERSON ARENA



THE HOME OF *BOWLING GREEN* GYMNASTICS™



"Anderson Arena is a historic athletic facility at **BGSU** and we are honored to call it the home of **BGSU** gymnastics."
– Head Coach Kerrie Turner

Anderson Arena – which opened in December of 1960 and is named after Hall of Fame basketball coach Harold “Andy” Anderson – has served as a gymnastics-only facility since the 2012 season following the construction of the Stroh Center.

Seating 2,800, Anderson Arena is equipped with two vaulting tables, three sets of uneven bars, three balance beams and a floor exercise area complete with tumbling and trampoline strips. Gymnasts are able to train new skills on to softer landing surfaces, allowing for a safe transition to competitive readiness.

Anderson Arena provides the gymnastics team with locker rooms, coaching offices, a training room and a “team” room where athletes can relax, study or watch TV together.

The Falcons won their first MAC title in 1982, while Anderson Arena was hosting the event for the first time in program history. The 2016 team broke the team school record with a 196.500 while Anderson Arena was hosting Northern Illinois.

BGSU gymnastics owns a record of 127-63-1 in “The House That Roars.”



ANDERSON ARENA



MEMORABLE MOMENTS AT ANDERSON ARENA

1974 - BGSU defeats Eastern Michigan, 87.00 - 69.65, for the program's first win at Anderson Arena.

1978 - The Falcons take down Indiana (132.70 - 123.05) and Ohio State (128.40 - 128.30), beating two Big Ten Conference opponents at home for the first time in program history.

1979 - An 81.80 - 78.20 victory over SUNY-Brockport moved the Falcons to 7-0 at home, which is still the best home record across a single season in school history.

1982 - Anderson Arena hosted the MAC Championships for the first time ever, and Bowling Green scored a 136.10 to capture the program's first MAC title.

1991 - By defeating Western Michigan, 185.15 - 183.10, the Orange and Brown secured a home record of at least .500 for the 17th consecutive season.

2002 - BGSU earned a 195.675 - 195.250 triumph over Eastern Michigan to finish 5-0 at home. The Falcons went on to finish the season with a program-best record of 17-1.

2003 - Bowling Green won its 100th meet at Anderson Arena by defeating Pittsburgh, 194.275 - 194.050.

2005 - The Falcons scored a 196.100 in a tri-meet with SEMO and Wisconsin-Oshkosh.

2008 - A 191.975 - 191.525 victory over Eastern Michigan marked the first win at home in the Kerrie Turner era.

2013 - BGSU closed out the regular season with a 195.175 - 192.950 win against Western Michigan. The win was the Falcons' third at home, which was the most since the 2005 season.

2015 - BGSU defeated Kent State 195.700-195.050 on senior night, making it their first victory over the Flashes since 2002.

2016 - BGSU defeated Northern Illinois 196.500-195.475 on senior night, breaking the team school record with a 196.500, as well as the beam school record.

Year-By-Year Records at HOME

1975.....	4-0
1976.....	2-2
1977.....	4-0
1978.....	5-1
1979.....	7-0
1980.....	5-0-1
1981.....	3-1
1982.....	3-1
1983.....	6-0
1984.....	5-2
1985.....	6-0
1986.....	2-2
1987.....	4-0
1988.....	3-1
1989.....	4-0
1990.....	2-1
1991.....	4-1
1992.....	1-3
1993.....	2-2
1994.....	1-3
1995.....	1-3
1996.....	3-2
1997.....	1-2
1998.....	1-2
1999.....	4-1
2000.....	5-1
2001.....	4-3
2002.....	5-0
2003.....	4-0
2004.....	3-3
2005.....	4-1
2006.....	2-1
2007.....	2-3
2008.....	2-4
2009.....	2-2
2010.....	2-1
2011.....	1-4
2012.....	0-4
2013.....	3-3
2014.....	2-1
2015.....	3-2
2016.....	3-3
Overall	130-66-1