



MIDDLE TENNESSEE

▶ 2015 BAHAMAS BOWL ▶ 2013 ARMED FORCES BOWL ▶ 2011 GODADDY.COM BOWL ▶ 2009 NEW ORLEANS BOWL CHAMPIONS ▶ 2006 MOTOR CITY BOWL

MIDDLE TENNESSEE (1-1; 0-0) VS BOWLING GREEN (1-1; 0-0)

Sat., Sept. 17, 2016 • Doyt Perry Stadium (24,000) • Bowling Green, OH



2016 SCHEDULE/RESULTS

1-1, 0-0 C-USA (home: 1-0; away: 0-1; neutral: 0-0)

SEPTEMBER

3	ALABAMA A&M (CUSA.tv)	W, 55-0
10	at Vanderbilt (SECN)	L, 24-47
17	at Bowling Green (ESPN3)	11 AM
24	*LOUISIANA TECH (ASN)	6 PM

OCTOBER

1	*at North Texas (CampusInsider)	6 PM
15	*WKU (ESPN3)	1:30 PM
22	at Missouri (TBA)	TBA
29	*at FIU (ESPN3)	6 PM

NOVEMBER

5	*UTSA (ESPN3)	1:30 PM
12	*at Marshall (ASN)	6 PM
19	*at Charlotte (ESPN3)	1 PM
26	*FAU (beINSports)	4:30 PM

DECEMBER

3	C-USA Championship Game	TBA
---	-------------------------	-----

Home games in all caps

*C-USA game

THE COVERAGE

TELEVISION

ESPN3



Play-by-Play: Jeff McCarragher
Color Analyst: Michael Young
Sideline: None

RADIO

Blue Raider Sports Properties
PxP: Chip Walters, 26th Season
Analyst: Wes Counts



GoBlueRaiders.com

Live audio stream of broadcast/Live Stats

ONLINE

Twitter // @MT_FB

Live updates with stats and notes



Facebook // fb.com/BlueRaiderAthletics
In-game updates and photos

Instagram // @MTAthletics @MT_FB
Photos and graphics



Snapchat // @MT_Athletics
Behind the scenes coverage

YouTube // GoBlueRaidersTV
Postgame highlights and interviews

GoBlueRaiders.com

Complete coverage of Middle Tennessee football

GAME 3

PIVOTAL ROAD TEST AWAITS RAIDERS

▶ Following a disappointing setback to rival Vanderbilt last week, the Blue Raiders remain on the road with a pivotal September matchup at Bowling Green. It will be the first meeting between the two schools.

QUICK HITTERS

▶ The 2016 season is the 102nd for Blue Raider football and the 18th at the FBS level.

▶ In the first quarter this season, **Brent Stockstill** has completed 35 of 41 passes combined.

▶ In MT's last eight wins it has averaged 548.6 yards of total offense and allowed just 301.9.

▶ Dating back to last season, WR **Richie James** has **75** receptions over his last eight games combined.

▶ QB **Brent Stockstill** has thrown for 300 or more yards in seven of his last eight outings.

▶ Middle Tennessee is 18-3 in its last 21 home games.

▶ The Blue Raiders have been bowl eligible seven times in 10 years and participated in five bowls during the FBS era.

▶ Middle Tennessee has **10** players competing this season with a degree in hand. The Blue Raiders also have seven more who will earn degrees this December (Josh Chester, Jeremy Cutrer, William Eads, Myles Harges, Shaquille Huff, Brent Stockstill (Undergraduate) and Kamani Thomas).

▶ MT averaged 44.3 points a game at home and 25.1 on the road in 2015.

▶ Middle Tennessee enters the Bowling Green game having hit **208** consecutive extra points. That is the third longest current streak in the nation.

▶ In their last 32 conference games, the Blue Raiders have a mark of 23-9.

▶ Over the last 45 games, the Blue Raider defense has come up with 55 interceptions. The team had 15 picks in 2013 by eight different players, 13 in 2014 and 17 in 2015.

▶ Consecutive Starts Leaders: Shaquille Huff (27), Daniel Stephens (20) and Steven Rhodes (18).

▶ Under Rick Stockstill, the Blue Raiders have been involved in 18 games that were decided in the final minute of regulation or overtime. The team is 11-7 in those games and have won seven of the last eight.

▶ Head Coach Rick Stockstill is third on the school's all-time wins list with **65** victories.

INJURY POLICY

▶ The only announcement about injuries will be provided to the media the day before the game. The list will state if a player is out, probable, questionable, or doubtful.

SERIES HISTORY

Overall: First Meeting
At Middle Tennessee: 0-0
At Bowling Green: 0-0
At Neutral Site: 0-0
Rick Stockstill vs Bowling Green: 0-0
Mike Jinks vs MT: 0-0
Last MT Win: TBD
Last Bowling Green Win: TBD

SERIES RESULTS

YEAR	W/L	SCORE	SITE
2016	TBD		

▶ In 127 games under Rick Stockstill, the Blue Raiders are +20 in turnover margin.

▶ Middle Tennessee has scored 30 or more points 53 times under Rick Stockstill. The most 30-point games in a season under Stockstill is nine (2009).

MIDDLE TENNESSEE ATHLETIC COMMUNICATIONS / MEDIA POLICIES



INTERVIEWS & POLICIES

Weekly Press Conference

On Mondays at 10:30 AM, in the Kennon Sports Hall of Fame building, selected players and Coach Stockstill meet with the media individually for a press conference. The conferences are weekly and will be held every Monday before a game. Media can park in the area located between the practice field and the weight room on campus. The Athletic Communications Office will transcribe quotes that will be put on GoBlueRaiders.com and also emailed to the Blue Raiders' primary and football lists. A video feed of Stockstill, along with the players, will be available on YouTube.com/GoBlueRaiders.tv

Practice Policies

On a Saturday game week, Middle Tennessee practices are open to the media on Monday, Tuesday, and Wednesday for the first 4 periods. Interviews with coaches and players will take place after practice just outside the practice facility. However, players will not be available for any interviews after Wednesday's practice. They will not be available again until post-game. Please adjust the calendar for mid-week games.

Coach Stockstill Interviews

Coach Stockstill is available following each practice, but please let Mark Owens know if you intend to be at practice and would like an interview in advance. If you need to speak with Coach Stockstill by phone, please contact Mark Owens at owens@goblueraiders.com well in advance of the time you need him.

Player Interviews

Middle Tennessee players and assistant coaches are available for in-person or phone interviews Monday, Tuesday, and Wednesday of a normal game week. Interviews will be conducted after practice. All phone requests **MUST** be made a day in advance. Please contact Mark Owens for these requests.



PRESS CREDENTIALS

► Media credentials for all Middle Tennessee home games can be obtained by emailing a written request to Mark Owens (owens@goblueraiders.com) in the Athletic Communications Office.

All requests are screened to ensure a working pressbox with priority given to daily newspapers, radio/TV sports directors and other media who cover the Blue Raiders and their opponents on a regular basis.

Guests are not permitted in any working media area. If you wish to bring a guest to any game, contact Mark Owens regarding the availability of tickets.

MEDIA WILL CALL

► Credentials will be mailed for all requests received at least seven days in advance of the specified game. All other credentials should be picked up in the Athletic Communications office the day before the game, or at the Media Will Call window beginning at 9 AM on gameday. Media Will Call is located at Gate 1A of Floyd Stadium on the southwest corner.

BLUE RAIDER TOWER MEDIA ENTRANCE

► To access the pressbox, media members should use the elevator on the west side of the stadium. The pressbox is located on the fourth floor.

SIDELINE REGULATIONS

► In order to gain access to field level, media members and photographers must have a visible credential.

Tripods are allowed on the field but must be at least five yards away from the sideline or end line.

No photographers or media personnel are permitted within the team areas (midfield between the 25-yard lines) at any time. Please work from either side of the team area and move quickly behind the benches when changing ends of the field.

MEDIA SERVICES

► Pregame notes, rosters and programs are provided to working media in the pressbox prior to kickoff. Quickie stats will be distributed in the press box after each quarter and at the conclusion of the game.

Final game packets will be available in the pressbox following interviews.

COLLEGEPRESSBOX.COM

CollegePressBox.com is the official media website for Conference USA football. Access and download weekly game notes, opponent notes, quotes, depth charts, complete final game books, media guides, head shots, and more for the conference and each of its 13-member schools.

The site also has a complete list of conference beat writers, radio broadcasters, and much more.

Apply for access at www.collegepressbox.com/ password.

THIS WEEK: RAIDER FOOTBALL

12	13	14	15	16	17	18
MONDAY	TUESDAY	WEDNESDAY	THURSDAY	FRIDAY	SATURDAY	SUNDAY
10:30 AM Press Conference	4 PM Practice Interviews after practice	4 PM Practice Interviews after practice	4 PM Practice No Player Interviews	Morning Practice at home. Travel Day	11 AM Kickoff vs Bowling Green	No Interviews

MIDDLE TENNESSEE ATHLETIC COMMUNICATIONS

Shipping Address	1500 Greenland Drive Murfreesboro, TN 37132
Phone.....	615.898.2968
Web site.....	GoBlueRaiders.com
Associate AD/Communications.....	Mark Owens
Email.....	owens@goblueraiders.com
Office.....	615.898.5057
Cell.....	615.631.9520
Twitter	@MarkOwens5
Assistant	Tony Stinnett
Email.....	Stinnett@goblueraiders.com
Office.....	615.898.5270
Cell.....	615.631.9521
Twitter	@tstinnett3
Assistant	Alex Mitchell
Email.....	Beovich@goblueraiders.com
Office.....	615.904.2378
Cell.....	850.723.8134
Social Media Coordinator	Brent Beerends
Email.....	Beerends@goblueraiders.com
Office.....	615.494.8653
Cell.....	641.780.7005
Media Specialist/Video	Nathan Wallach
Email.....	Wallach@goblueraiders.com
Office.....	615.494.8863
Cell.....	615.403.6424
Intern.....	John Galatas
Email.....	galatas@goblueraiders.com
Office.....	615.904.8209
Cell.....	615.691.0780
Intern.....	Zach Rhodes
Email.....	zrhodes@goblueraiders.com
Office.....	615.904.2378
Cell.....	850.723.8134
Pressbox Phone	615.898.2312
Twitter.....	@MTAthletics
Facebook.....	BlueRaiderAthletics
Instagram	MTAthletics

Coach Stockstill will be available for comments and questions in the Green Room located in the southeast corner of Murphy Center approximately 15 minutes following conclusion of the game.

The Athletic Communications office will transcribe a portion of the postgame comments from Stockstill, the visiting head coach, and selected Blue Raider players.

Prior to Coach Stockstill's session, requested Middle Tennessee players will be made available in the Green Room. Requests for specific players should be submitted to the MT Athletic Communications staff in the pressbox before or during the fourth quarter.

The Middle Tennessee locker room is closed to the media at all times. The visiting coach will be made available outside his locker room in the southeast corner of the stadium.

PHOTOGRAPHER ROOM

► A photographer work area is setup prior to each game in the southeast corner of Murphy Center. Tables and internet access will be setup just outside the Green Room for use by all photographers.

RAIDERS VS THE MAC

► Middle Tennessee has faced six teams currently in the Mid-American Conference and carries a mark of 10-10 in those games. The Blue Raiders have taken on Akron, Ball State, Central Michigan, Miami, OH, Northern Illinois and Western Michigan.

WHERE IS OHIO?

► Middle Tennessee will be heading to the Buckeye State this Saturday on what will be a very rare visit. Since joining the FBS ranks in 1999, the Blue Raiders have played in the state of Ohio only once and that came at Akron in 2004. MT won that game, 31-24. The previous visit to Ohio before 2004 was in 1991 when MT played at Cincinnati. Overall, the Blue Raiders are 5-3 all-time in the state of Ohio.

NATIONAL PRESENCE

► The season is only two games old but quarterback Brent Stockstill is making his presence known nationally. The sophomore enters the Bowling Green game ranked in the Top 10 nationally in seven different statistical categories. The left is 3rd in touchdown passes, 5th in completions per game, 6th in passing yards, 7th in total offense, 7th in points responsible for, 7th in passing yards per game and 9th in points responsible for per game.

JAMES SETS SCHOOL RECORD

► It was only a year old, but sophomore receiver Richie James broke Middle Tennessee's single-game receptions record when he hauled in 14 passes at Vanderbilt. James broke the previous mark of 13 set by Ed Batties last season against Illinois. James finished with 14 catches for 183 yards and a touchdown. The yards also went down as the fifth most in school history.

STOCKSTILL SETS NEW COMPLETIONS, ATTEMPTS RECORD

► Quarterback Brent Stockstill broke his own completions and attempts mark with another eye-opening statistical performance at Vanderbilt. The lefty completed 38 of 65 passes for 399 yards and three touchdowns. The completions and attempts were new single-game records at MT and his yardage went down as the fifth highest in school history.

HE'S BACK

► After helping lead MT to its best season in the FBS era, offensive coordinator Tony Franklin is back to call the shots for the Blue Raiders' potent attack. Franklin guided the offense in 2009 when MT went 10-3 and won the New Orleans Bowl. Since leaving after the 2009 campaign, Franklin spent time at LA Tech and Cal where he tutored the NFL's 2016 top draft pick (Jared Goff).

PROGRAM STABILITY

► Since 1978, Middle Tennessee can boast one of the more stable football programs in the country. Since that time, the Blue Raiders have had just three head coaches to rank tied for second nationally. During that time, Florida State has had just two head coaches with the Blue Raiders, Virginia Tech and Penn State close behind with three. Here is a look at the Top 5:

1. Florida State	2 Head Coaches
2. Middle Tennessee	3 Head Coaches
Virginia Tech	3 Head Coaches
Penn State	3 Head Coaches
5. Air Force	4 Head Coaches
Fresno State	4 Head Coaches

GRADUATES

► Middle Tennessee will play the 2016 season with 10 student-athletes owning a degree which is tied for 8th most in the country. The student-athletes with a degree are Dennis Andrews, Chris Brown, Deontay Evans, Raynard Felton, Demetrius Frazier, Chris Hale, I'Tavius Mathers, Terry Pettis, Hunter Rogers, and Maurquice Shakir.

1. Virginia	15
2. Pittsburgh	13
3. Georgia Southern	11
Illinois	11
Northwestern	11
Temple	11
West Virginia	11
8. Middle Tennessee	10
Iowa State	10

FATHER-SON

► The father-son combination in college football is rare, especially when its the head coach and starting quarterback. With Rick Stockstill and Brent Stockstill, the Blue Raiders are one of just seven programs nationally where the head coach is coaching his son. Following is a list:

School	Head Coach	Player
UL-Lafayette	Mark Hudspeth	Gunner Hudspeth
Iowa	Kirk Ferentz	Steve Ferentz
Utah	Kyle Whittingham	Alex Whittingham
Middle Tenn.	Rick Stockstill	Brent Stockstill
Old Dominion	Bobby Wilder	Derek Wilder
Colorado	Mike Macintyre	Jay Macintyre
Tennessee	Butch Jones	Alex Jones

FATHER-SON II

► Even more rare is to have two coaches on the same staff coaching their sons. Middle Tennessee and Utah are the only programs in the country who have two coaches with sons on the team. The Blue Raiders have HC Rick Stockstill and QB Brent Stockstill, along with DC Tyrone Nix and DT Ty Nix. At Utah HC Kyle Willingham has three of his sons



QUICK FACTS

General

Location.....	Murfreesboro, TN 37132
Founded.....	1911
Enrollment.....	22,511
Nickname.....	Blue Raiders
Colors.....	Royal Blue and White
Conference.....	Conference USA
President.....	Dr. Sidney A. McPhee
Alma Mater.....	Prairie View, 1976
Director of Athletics.....	Chris Massaro
Alma Mater.....	Northern Colorado, 1983
Stadium.....	Floyd/Horace Jones Field
Surface.....	Synthetic
Capacity.....	30,788
Basic Offense.....	Multiple
Basic Defense.....	4-3

History

First Year of Football.....	1911
Number of Seasons.....	101st
All-Time Record.....	558-413-28
Record at Floyd Stadium.....	285-116-13
FBS Bowl Appearances.....	5 (1-4)
First Year in C-USA.....	2013

2015 Recap

2015 Record.....	7-6
2015 Bowl.....	L, 45-31 vs WMU (Bahamas)
2015 C-USA Record.....	6-2
2015 C-USA Finish.....	T2nd in East

Coaching Staff

Head Coach.....	Rick Stockstill
Alma Mater.....	Florida State, 1982
Record at MT.....	65-62 (11th season)
Record Overall.....	Same
Safeties.....	David Bibee
Running Backs.....	Jeff Beckles
Defensive Coordinator/LB.....	Tyrone Nix
Recruiting Coordinator/CB.....	Steve Ellis
Defensive Line.....	Tommy West
Offensive Coord./QB.....	Tony Franklin
Tackles/TE.....	Mike Polly
Offensive Line.....	Rick Mallory
Wide Receivers.....	Kez McCorvey
Graduate Assistant.....	Kenneth Gilstrap
Graduate Assistant.....	Omar McLendon
Graduate Assistant.....	Tyler Boyles
Graduate Assistant.....	Nolan Genovese
Intern.....	Austin Silvo
Strength and Conditioning.....	Jason Spray
Sports Medicine.....	Keith Bunch
Director of Player Devel.....	Brent Brock
Director of Operations.....	TBA
Dir. of Player Personnel.....	Will Redmond
Equipment Manager.....	Larry Maples
Video Coordinator.....	Erik Bartlett
Team Security.....	John Albertson, Matt Perry, Sanders Watson
Secretary.....	Jan Worley
Ticket Office.....	1-888-YES-MTSU

LAST MINUTE PLAYS IN THE RICK STOCKSTILL ERA

Games decided by one play in the final minute of regulation

Opponent	Result	Play	Time of Play
Marshall, 2015	W, 27-24 (3OT)	Marshall missed 32-yard FG	0:05
Illinois, 2015	L, 27-25	Missed 43-yard FG	0:04
FAU, 2014	W, 35-34	12-yard pass to Marcus Henry from Austin Grammer	0:19
USM, 2014	W, 37-31	MT recovers onside kick	0:27
WKU, 2014	W, 50-47 (3OT)	WKU hits 24-yard field goal	0:20
UAB, 2013	W, 24-21	18 FG by Cody Clark	0:03
Marshall, 2013	W, 51-49	9-yard pass to Tavarres Jefferson from Logan Kilgore	0:00
FIU, 2012	W, 34-30	Reggie Whatley 7 TD run	0:36
WKU, 2011	L, 36-33 (2OT)	Shubert Bastien Blocked 46 FG to end regulation	0:00
Memphis, 2011	W, 38-31	33-yard pass to Anthony Amos from Logan Kilgore	0:11
Purdue, 2011	L, 27-24	47 FG by Alan Gendreau blocked	0:00
Maryland, 2009	W, 32-31	19 FG by Alan Gendreau	0:00
Kentucky, 2008	L, 20-14	Hail Mary to Eldred King came up 1-yard short	0:00
FAU, 2008	W, 14-13	Hail Mary to Malcolm Beyah (32-yd TD Catch)	0:00
ULM, 2007	W, 43-40	Bradley Robinson 89-yd kickoff return for TD	0:45
Virginia, 2007	L, 23-21	UVA hit 34-yard field goal	0:08
WKU, 2007	L, 20-17	Matt King misses 34-yard field goal	0:00
Troy, 2006	L, 21-20	Troy 3-yard TD pass	0:14



WHO'S UP? WHO'S DOWN?

Press Box

David Bibbee, Safeties
Tommy West, Defensive Line
Tony Franklin, Off. Coordinator
Kez McConvey, Wide Receivers

Sidelines

Rick Stockstill, Head Coach
Tyrone Nix, Defensive Coordinator
Steve Ellis, Cornerbacks
Jeff Beckles, Running Backs
Rick Mallory, Offensive Line
Mike Polly, Tackles/Tight Ends

RAIDERS RECORD WHEN ...

	2016
At Home	1-0
On The Road	0-1
Neutral Site	0-0
vs C-USA Opponents	0-0
vs Non-Conference	1-1
vs Ranked Opponents	0-0
vs In-State Opponents	0-1
In September	1-1
In October	0-0
In November	0-0
In December	0-0
On CUSA.tv	1-0
On CBS SN	0-0
On beIN	0-0
On CampusInsiders	0-0
On ASN	0-0
On SECN	0-1
On ESPNNews	0-0
On ESPN	0-0
Afternoon Games	0-1
Night Games	1-0
Decided by 7 or less	0-0
Winning Coin Toss	1-0
Losing Coin Toss	0-1
Scoring First	1-0
Opp. Scores First	0-1
Leading at Halftime	1-0
Tied at Halftime	0-0
Trailing at Halftime	0-1
Leading After 3 Qts.	1-0
Tied After 3 Qts.	0-0
Trailing After 3 Qts.	0-1
In Overtime	0-0
Scoring 30+ Pts	1-0
Scoring 20-29 Pts	0-1
Scoring 0-19 Pts	0-0
Allowing 30+ Pts	0-1
Allowing 20-29 Pts	0-0
Allowing 0-19 Pts	0-0
Outrushing Opp.	1-0
Getting Outrushed	0-1
Pass for More Yds	1-1
Pass for Fewer Yds	0-0
Outgaining Opp.	1-1
Getting Outgained	0-0
Win Time of Poss.	1-0
Lose Time of Poss.	0-1
Fewer Penalty Yds	0-0
More Penalty Yds	1-1
Win Turnover Battle	0-0
Lose Turnover Battle	1-1

2016 TURNOVER BREAKDOWN

Opponent	MT TOs	Opp. Pts.	Opp. TOs	MT Pts.	Margin
Alabama A&M	2	0	1	0	-1
Vanderbilt	2	10	1	0	-1
Bowling Green					
LA Tech					
North Texas					
WKU					
Missouri					
FIU					
UTSA					
Marshall					
Charlotte					
FAU					
Total	4	10	2	0	-2

on the team while CB coach Sharrieff Shah has his son Sharrieff Shah Jr. on the team.

DEPLETED RECEIVER CORPS

► The 2016 season is only two games old but the Blue Raiders' depth at receiver is being tested immediately. In preseason camp, MT lost preseason starters Shane Tucker and Jocquez Bruce, along with backup and integral pass catcher Terry Pettis (3rd leading receiver last season). In the season opener, the Blue Raiders lost starter Demetrius Frazier in the first quarter. To fill-in gaps, MT moved RB Desmond Anderson to receiver late in fall camp and week before opener brought freshman Tyshawn Brown from safety to receiver.

JAMES, STOCKSTILL EARN ALL-AMERICAN HONORS

► Receiver Richie James and quarterback Brent Stockstill both came away with Freshman All-American honors in 2015. James earned First Team recognition from FWAA, USA Today and Athlon Sports, while Stockstill was a second team pick by Athlon Sports. James and Stockstill became the fourth and fifth freshman all-americans in school history and the third and fourth under Rick Stockstill.

RAIDERS SHATTER OFFENSIVE RECORDS

► In 2015, the offense set school records in scoring (442), total offense (5,946), passing yards (4,052), touchdown passes (31), first downs (302), plays (1,004), completions (334), and attempts (501). It goes down as just the sixth time in school history Middle Tennessee has surpassed the 5,000-yard mark in total offense for a season (four of those under Stockstill) and the third year in a row.

RARE AIR

► For the first time in school history, Middle Tennessee completed a season with a 4,000-yard passer and two 1,000-yard receivers. The Blue Raiders were one of just four teams to accomplish that feat nationally in 2015 (Bowling Green, Tulsa, Washington State).

STOCKSTILL SETS C-USA FRESHMAN PASSING MARK

► With 322 passing yards against North Texas, quarterback Brent Stockstill set a new Conference USA freshman record. Stockstill, who finished with 4,005 yards on the season, broke the previous mark of 3,128 yards set by former Southern Miss and Browns QB Austin Davis in 2008.

MIDDLE TENNESSEE'S BLOCKED KICKS IN FBS ERA

Totals: 56 in 206 games (25 FGs, 20 punts, 11 PATs)
Totals under Stockstill: 36 in 127 games (18 FGs, 14 punts, 4 PATs)

2000 (1 punt, 0 PAT, 0 FG)

Louisiana Tech – Punt (Michael Woods) hW

2001 (1 punt, 1 PAT, 1 FG)

ULM – PAT (Kareem Bland) aW
ASU – Punt (Chris Johnson) hW
Connecticut – FG (Kareem Bland) hW

2002 (2 punt, 2 PAT, 1 FG)

Tennessee – FG (Jerry Vanderpool) aL
ULM – Punt (Joey Montalbano) hW
North Texas – Punt (Thomas Johnson) hL
North Texas – PAT (Kareem Bland) hL
North Texas – PAT (Kareem Bland) hL

2003 (0 punt, 3 PAT, 0 FG)

Clemson – PAT (Pierre Ingram) aL
Missouri – PAT (Pierre Ingram) aL
Troy – PAT (Thomas Johnson) hW

2004 (0 punt, 1 PAT, 3 FG)

Akron – FG (Jerry Vanderpool) aW
FAU – FG (Sean Mosley) hL
Louisiana – FG (Pierre Ingram) aL
Troy – PAT (Roy Polite) aL

2005 (2 punt, 0 PAT, 2 FG)

North Texas – FG (Jeff Littlejohn) hL
Vanderbilt – FG (Jeremiah Weaver) aW
ASU – Punt (Sean Mosley) hW
Troy – Punt (Sean Mosley) aW

2006 (0 punt, 0 PAT, 1 FG)

Troy – FG (Justin Rainey) hL

2007 (2 punt, 0 PAT, 0 FG)

FAU – Punt (Jeremy Kellem) aL
North Texas – Punt (Michael Cannon) aW

2008 (1 punt, 1 PAT, 1 FG)

UK – FG (Alex Suber) aL
ULM – Punt (Jeremy Kellem) hW
ULM – PAT (Emmanuel Perez) hW

2009 (3 punt, 0 PAT, 5 FG)

Maryland – FG (Chris McCoy) aW
North Texas – FG (Rod Issac) aW
FAU – Punt (SaCoby Carter) aW
FAU – FG (Marcus Udell) aW
FAU – Punt (Jeremy Kellem) aW
FIU – Punt (Jeremy Kellem) hW
FIU – FG (Dwight Smith) hW
ASU – FG (Brandon Perry) hW

2010 (0 punt, 2 PAT, 4 FG)

Louisiana – FG (Derrek Upshaw) aW
Troy – FG (Jamari Lattimore) hL
ASU – PAT (Dwight Smith) aL
WKU – PAT (Jamari Lattimore) aW
WKU – FG (Jarrett Crittenton) aW
Miami, OH – FG (Derek Upshaw) nL

2011 (3 punt, 0 PAT, 2 FG)

Troy – Punt (Reginald Farmer) aL
WKU – FG (Darin Davis) hL
WKU – FG (Shubert Bastien) hL
FAU – Punt (Terrence Coleman) aW
ASU – Punt (Leighton Gasque) hL

2012 (0 punt, 0 PAT, 1 FG)

FIU – FG (Stephen Roberts) aW

2013 (2 punts, 0 PAT, 0 FG)

FAU – Punt (Kenneth Gilstrap) aW
Marshall – Punt (Chris Brown) hW

2014 (2 punts, 1 PAT, 2 FG)

Savannah State – FG (Raynard Felton) hW
Minnesota – Punt (Chase Pennycuff) aL
WKU – FG (Shubert Bastien) hW
USM – PAT (Kevin Byard) hW
UTEP – Punt (Chris Perkins) aL

2015 (0 punts, 0 PAT, 2 FG)

Jackson State – FG (Jeremy Cutrer) hW
Marshall – FG (Jeremy Cutrer) hW

2016 (1 punts, 0 PAT, 0 FG)

Vanderbilt – Punt (Malik Manciel) aL

TOP CROWDS AT FLOYD

1.	30,502	Georgia Tech	9/10/11	L	49-21
2.	28,105	Memphis	9/12/09	W	31-14
3.	28,010	Troy	10/5/10	L	42-13
4.	27,568	Tennessee State	9/5/98	W	28-27
5.	27,519	SE Missouri	9/28/02	L	24-14
6.	25,908	Minnesota	9/2/10	L	24-17
7.	25,766	Florida Atlantic	9/30/08	W	14-13
8.	25,411	Vanderbilt	10/3/15	L	17-13
9.	24,911	WKU	9/13/14	W	50-47
10.	23,992	Memphis	9/14/13	W	17-15
11.	23,882	Mississippi State	10/17/09	L	6-27

RECORD BREAKING YEAR FOR JAMES

► Wide receiver Richie James turned in one of the most impressive seasons in school history for a pass catcher in 2015. James set single-season records in receptions (108), receiving yards (1,346), and receptions per game (8.3) and is already about to pop into many career top ten lists. His 108 grabs last year ranked 4th all-time for a single-season in C-USA history and was third most nationally.

STOCKSTILL SHATTERS SINGLE-SEASON RECORDS

► QB Brent Stockstill enjoyed a record breaking freshman season in 2015. Here is a look at where he finished in numerous single-season categories:

Stat	Number	Rank
Passing Yards	4,005	1st
Passing Attempts	490	1st
Passing Completions	327	1st
Passing Touchdowns	30	1st
Passing Yds/Game	308.1	1st
Most 300-Yd Games	8	1st
Completions/Game	25.2	1st

STOCKSTILL BREAKS CAREER RECORD

► QB Brent Stockstill, who set nearly ever freshman passing record in 2015, set the career mark for 300-yard passing games with his 327-yard effort against Western Michigan. Stockstill broke the previous mark of seven set by Wes Counts from 1998 to 2001. Stockstill had his school record streak of four straight 300-yard passing games come to an end at UTSA. The lefty now has 10 for his career.

STOCKSTILL BREAKS NATIONAL MARK

► Quarterback Brent Stockstill set a new single-season NCAA freshman passing completions mark after connecting on 26 passes against Western Michigan. Stockstill ended the season with 327 completions to break the previous record of 321 set by Kentucky's Jared Lorenzen in 2000.

MR. SENIORITY

► Middle Tennessee Head Coach Rick Stockstill is in his

11th season at the helm of the Blue Raiders. His 11 seasons make him the longest tenured head coach in Conference USA while ranking 8th nationally.

1. Bob Stoops, OU 18th season
- Kirk Ferentz, Iowa 18th season
3. Gary Patterson TCU 16th season
4. Kyle Whittingham, Utah 12th season
- Frank Solich, Ohio 12th season
- Les Miles, LSU 12th season
- Mike Gundy, OSU 12th season
- 8. Rick Stockstill, MT 11th season**
- Pat Fitzgerald, Northwestern 11th season

7 TIMES IN 10 YEARS

► In 10 years under Rick Stockstill, Middle Tennessee has reached bowl eligibility seven times and six times in the last seven years. The Blue Raiders have been bowl eligible under Rick Stockstill in 2006, 2009, 2010, 2012, 2013, 2014 and 2015. The seven bowl eligible years during the 10-year span is more than any FBS team in Tennessee and equals the most of any program in C-USA.

IMPORTANCE OF WINNING THE TURNOVER BATTLE

► Winning the turnover battle is critical in collecting victories in football. Under Rick Stockstill, MT has a mark of 43-13 when winning the turnover battle and is 35-5 during bowl eligible years (2006, 2009, 2010, 2012, 2013, 2014, 2015). Over the last **51** games (since 2012), MT is **18-2** when winning the turnover battle.

90-YARD DRIVES

► The Blue Raiders have put together 19 scoring drives of 90 or more yards under Rick Stockstill. MT had four in 2011, and three each in 2012 and 2009. The Raiders had two in 2014 with a long of 95 yards set in the season opener against Savannah. The longest drive under Stockstill was a 99 yarder in a 2007 win at Louisiana-Monroe.

DEFENSIVE SCORES UNDER STOCKSTILL

► Under Rick Stockstill, the Blue Raider defense has scored 23 defensive touchdowns and 18 have come since 2009. Of the 23 scores, 15 have been interceptions and eight have come by way of fumble returns. In 2013, MT had six defensive scores, just one in 2014 and four last year.

LOOKING FOR 100

► During its history, Middle Tennessee owns an impressive **159-54-1** (.745) record when a back gains 100 or more yards rushing. Under Rick Stockstill, a Blue Raider has reached the 100-yard mark 44 times and the team has a 37-7 mark in those games.

30 IS MAGIC

► Under Rick Stockstill, the Blue Raiders are **49-4** when scoring 30 points or more. The four losses came at Louisville in 2007 when the Raiders fell, 58-42, at Troy in 2011,



RECORD BY DECADE

Decade	Overall	Conference	Bowls
2010-	38-39	29-19	3
2000-09	58-60	38-25	2
1990-99	68-46	47-20	*4
1980-89	74-40	46-24	*3
1970-79	40-65-4	26-39-2	0
1960-69	59-42-1	43-25	2
1950-59	75-24-6	31-8-2	2

*1-AA Playoff Appearances

WARRIOR AWARDS

Game	Offense	Defense	Specialist
AAM	Stockstill	McBride	Rooker
VU	Stephens	Sanders	Manciel
BG			
LT			
NT			
WKU			
MIZZ			
FIU			
UTSA			
MU			
UC			
FAU			

200-YARD RUSHING GAMES

Under Stockstill

■ vs FIU (11/7/09).....	385
■ vs Austin Peay (9/11/10).....	353
■ vs WKU (9/13/14).....	323
■ vs FAU (11/22/14).....	310
■ vs Marshall (10/24/13).....	308
■ vs UTEP (11/30/13).....	304
■ vs FAU (9/8/12).....	302
■ vs FAU (9/21/13).....	296
■ vs FAU (11/27/10).....	287
■ vs UL (11/14/09).....	287
■ vs Charlotte (9/19/15).....	280
■ vs ODU (9/26/14).....	280
■ vs FAU (11/4/06).....	271
■ vs WCU (8/29/13).....	270
■ vs Louisville (9/6/07).....	265
■ vs GT (9/29/12).....	264
■ vs Memphis (10/13/07).....	260
■ vs UTEP (11/29/14).....	259
■ vs UAB (11/2/13).....	259
■ vs FIU (10/13/12).....	256
■ vs FIU (11/9/13).....	249
■ vs AAMU (9/3/16).....	246
■ vs Southern Miss (11/23/13).....	246
■ vs ULM (10/23/10).....	244
■ vs Southern Miss (12/20/09).....	243
■ vs Jackson State (9/5/15).....	242
■ vs Southern Miss (10/4/14).....	239
■ vs FAU (10/31/09).....	239
■ vs North Texas (11/22/08).....	237
■ vs ASU (11/2/10).....	236
■ vs UAB (10/18/14).....	229
■ vs WKU (10/24/09).....	229
■ vs Savannah State (8/30/14).....	228
■ vs WKU (11/1/12).....	224
■ vs UL (9/25/10).....	217
■ vs ULM (10/21/06).....	215
■ vs USA (11/17/12).....	212
■ vs North Texas (9/30/06).....	212
■ vs ASU (11/11/06).....	211
■ vs Miami, OH (1/6/11).....	208
■ vs WKU (10/6/11).....	206
■ vs ASU (10/20/07).....	205
■ vs Marshall (11/7/2015).....	201
■ vs FIU (10/17/15).....	200
■ vs Memphis (10/1/11).....	200

2016 MISCELLANEOUS INFO

Opponent	Captain	Captain	Captain	Coin Toss	Kickoff/Receive	First Poss.	Game Length	Jersey	Pants	Helmet	Result
AAMU	Stephens	Felton	Frazier	Won	Receive	TD	3:03	Blue	White	White	W, 55-0
VU	Mathers	Rhodes	Eads	Lost	Receive	Fumble	5:31	Blue	Grey	Grey	L, 47-24
BG											
LA Tech											
UNT											
WKU											
MIZZ											
FIU											
UTSA											
MU											
CHA											
FAU											



TOP OFFENSIVE GAMES UNDER STOCKSTILL

Yards	Opponent	Points
681	AAMU (2016)	55
659	Charlotte (2015)	73
654	Austin Peay (2010)	56
646	WKU (2009)	62
629	UTEP (2013)	48
605	JSU (2015)	70
587	FIU (2009)	48
585	Marshall (2013)	51
583	Southern Miss (2014)	37
582	Troy (2011)	35
556	FIU (2013)	48
555	Louisville (2007)	42
554	Marshall (2015)	27
541	WKU (2014)	50
539	ODU (2014)	41
523	FIU (2012)	34
519	SSU (2014)	61
510	Georgia Tech (2012)	49
506	Louisiana (2009)	34
499	ULM (2007)	43
495	Vanderbilt (2016)	24
494	UNT (2015)	41
490	Memphis (2007)	21
489	North Texas (2008)	52
488	North Texas (2012)	38
482	WKU (2011)	33
480	FAU (2012)	31

2016 NCAA RANKINGS

Category	Rank	Stat
Total Offense	6	588.0
Rushing Offense	74	171.0
Passing Offense	5	417.0
Passing Efficiency	51	145.56
Scoring Offense	36	39.5
Total Defense	T-18	245.0
Rushing Defense	84	161.5
Passing Yards Allowed	4	83.5
Passing Efficiency Def.	11	75.63
Scoring Defense	T-62	23.5
Turnover Margin	T-88	-1.00
3rd Down Pct Off.	29	0.514
4th Down Pct Off.	T-82	0.333
3rd Down Pct Def.	8	0.185
4th Down Pct Def.	T-58	0.500
Red Zone Offense	T-49	0.889
Red Zone Defense	T-93	1.000
Net Punting	96	34.57
Punt Returns	68	6.86
Kickoff Returns	T-63	21.00
First Downs Offense	6	60
First Downs Defense	T-21	26
Fewest Pen./Game	T-106	9.00
Fewest Pen. Yds/Game	118	89.50
Time of Possession	20	33:54

Individual	Rank	Stat
Stockstill, Comp. Pct.	25	.673
Stockstill, Passing TDs	3	8
Stockstill, Passing Yds	6	728
Stockstill, Comp./G	5	34.0
Stockstill, Total Offense	7	388.0
Stockstill, Points Res.	7	48
Cutrer, Passes Def.	33	1.5
James, Rec./Game	2	11.0
James, Rec. Yards	8	256
James, All-Purpose	31	148.0
Liggins, Sacks	28	1.0
Mathers, Yards/Carry	34	6.35

38-35, at home against WKU in 2011, 36-33 (2OT), and against Western Michigan in the Popeyes Bahamas Bowl in 2015 (45-31).

OVERTIME GAMES

► Middle Tennessee has competed in eight overtime games as an FBS member (since 1999) and carries a mark of 5-3. Here is a list of the overtime games:

Overtime

- 2015: MT 27, Marshall 24 (11/7) (3OT)
- 2014: MT 50, WKU 47 (9/13) (3OT)
- 2013: MT 42, FAU 35 (9/21) (OT)
- 2011: WKU 36, MT 33 (10/6) (2 OT)
- 2003: UL-Lafayette 57, MT 51 (11/15) (4 OT)
- 2003: MT 28, Idaho 21 (10/18) (OT)
- 2003: Missouri 41, MT 40 (9/20) (OT)
- 2000: MT 41, UL-Lafayette 38 (11/18) (2 OT)

200-YARD RUSHING GAMES

► Under Rick Stockstill, the Blue Raiders have rushed for 200 or more yards 45 times and 37 have come since 2009. A complete list can be found on the previous page.

1-POINT GAMES

► Head Coach Rick Stockstill seems to have a little magic going in tight games. Under his direction, the Blue Raiders are an impressive 6-1 in games decided by one point.

2006 MT 7, FIU 6	2010 MT 27, WKU 26
2006 Troy 21, MT 20	2010 MT 28, FIU 27
2008 MT 14, FAU 13	2014 MT 35, FAU 34
2009 MT 32, Maryland 31	

OFFENSE UNDER FRANKLIN

► In his 2016 debut, Franklin's offense churned out the second most total yards in school history (681), scored 55 points and had 35 first downs (3rd most at MT).

► In 2009 under Franklin's guidance, the Blue Raiders had the second most total yards in school history, the second most points, and the second most passing yards.

► In 2009, he tutored QB Dwight Dasher who ran for 1,154 yards to set a school record for a signal-caller.

► Dwight Dasher's 2,789 passing yards in 2009 set a new school record which was broken last year by Brent Stockstill.

OFFENSIVE NOTES

► 16 different players have caught passes after two games this season. MT had 17 different players catch at least one pass all of last season.

► MT put up 681 yards of total offense in win over Alabama A&M which went down as the most under Rick Stockstill and the second most in school history. All-time record is 685 yards set in 2001 against Idaho.

2016 WATCH LIST MEMBERS

- Rimington Watch List:** Daniel Stephens
- Biletnikoff Watch List:** Richie James
- Maxwell Watch List:** Brent Stockstill & Richie James
- Davey O'Brien Watch List:** Brent Stockstill
- Jim Thorpe Award Watch List:** Jeremy Cutrer
- Manning Award Watch List:** Brent Stockstill
- Senior Bowl Watch List:** Jeremy Cutrer

► The 35 first downs by MT vs AAMU went down as the third most ever registered in a single game.

► The six passing touchdowns in win over AAMU equaled the school record set vs Idaho in 2001.

► MT completed a school record 40 passes in the win over AAMU in the season opener.

► In 2015, the offense set school records in total offense, scoring, passing yards, touchdown passes, total plays, first downs, completions, and attempts.

► MT scored five touchdowns against Charlotte last year in a total of 97 seconds.

► MT averaged 8.9 yards per play in win over Charlotte which ranked as the third best total in school history.

► Over the last 16 home games, MT is averaging 43.2 points a contest (692).

► In three years of C-USA action, MT has rushed for 5,220 yards in 24 league games. That averages out to 217.5 yards a game.

► In rushing, MT ranked 31st nationally in 2013, moved to 30th in 2014, before falling to 98th in 2015.

► MT ranked 35th nationally in scoring in 2015 at 34.0 points per game. In Stockstill's first year (2006), that figure would have ranked 15th nationally.

► MT has registered over 5,000 yards of total offense in a season six times in its history and four of those have come under Rick Stockstill.

► Middle Tennessee averaged 457.4 yards per game of total offense in 2015 and that goes down as the third most in school history and the highest under Rick Stockstill. The all-time mark is 481.4 yards set by the 2001 team that finished 8-3.

► The Blue Raiders scored 58 touchdowns in 2015 which ranked as the most in school history. It broke the previous all-time mark of 56 set by the 2001 team.

DEFENSE UNDER NIX (SINCE 2012)

► The Blue Raiders have two shutouts under Nix with the most recent being the 2016 season opener. The other came in 2013 against FIU.

► The 146 total yards allowed vs Alabama A&M went down as the fewest under Nix as was the six first downs.

► Middle Tennessee allowed 152.2 yards on the ground in 2015 which went down as its fewest since 2009 (136.8).

COMEBACKS UNDER STOCKSTILL

- Last win after trailing after 1st Quarter
11/7/15 vs Marshall.....trailed 7-0 Won, 27-24
- Last win after trailing after 1st Half
11/22/14 vs FAU trailed 17-14 Won, 35-34
- Last win after trailing after 3rd Quarter
11/22/14 vs FAU trailed 27-21 Won, 35-34
- Biggest Comeback Win
17 Points Memphis (2011); FIU (2012)trailed 17-0 in 2Q; trailed 20-3 in 2QW, 38-31; W, 34-30

- Most Points in a Quarter: 42 vs Charlotte in 2015 (1Q)
- Most Points in 1st Half: 49 vs Charlotte in 2015
- Most Points in 2nd Half: 41 vs Tennessee Tech in 2006
- Most Points in Game: 73 vs Charlotte, 2015; 70 vs JSU, 2015; 62 vs WKU, 2009; 61 vs Savannah State, 2014

► Middle Tennessee compiled 30 total interceptions in 2014 and 2015 which goes down as the fourth-best two-year total in the FBS era (since 1999).

► The Blue Raider defense forced 33 turnovers in 2013 that led to 85 points, including 65 in league play. More importantly, the unit scored five touchdowns (4 INT, 1 FR) which is the most in the FBS era (since 1999).

► Over the last 40 games, MT has averaged 2.1 sacks (82) and 5.3 TFLs (210) a contest.

► There have been 23 total defensive scores in the Rick Stockstill era and 11 have come under Tyrone Nix.

► The 2015 unit finished tied for 4th nationally in red zone defense.

DEFENSIVE NOTES

► MT is T18th nationally in total defense and 4th in passing yards allowed entering the Bowling Green game.

► MT allowed just 146 total yards of offense in the 2016 season opener vs AAMU which went down as the fewest in a game since giving up 138 yards against Arkansas State in 2007 - span of 105 games.

► In the last five regular season games, MT's defense has allowed 1,403 total yards (280.6) and 15.6 points a game while holding the opposition to a combined 15 of 64 on third down (23%). They also have allowed just 24 total second half points during the five games.

► In 2015, the Blue Raiders ranked 8th nationally in defensive scores (4), 14th in interceptions (17) and 24th in turnovers gained (25).

► The unit ranked 4th nationally in red zone defense at .694 in 2015.

► Overall, the Blue Raiders have 55 interceptions over their last 45 games. Middle Tennessee tied for 14th nationally in 2015 with 17.

► MT forced 28 turnovers in 2012, 33 in 2013 and 20 in 2014. The Raiders had 25 in 2015.

SPECIAL TEAMS NOTES

► Since 2013, Middle Tennessee owns 10 blocked kicks which ranks 7th nationally during that span.

► CB Jeremy Cutrer owns two career blocked kicks with both coming in 2015 (vs Jackson State and vs Marshall).

► DL Malik Manciell recorded his first blocked kick when he rejected a punt against Vanderbilt in 2016.

► Under Rick Stockstill, the Blue Raiders have blocked 36 kicks in 127 games (18 FGs, 14 punts, 4 PATs).

► Middle Tennessee has connected on **208** consecutive PAT's which ranks as the third longest active streak in the country. The last time MT missed an extra point was against WKU in 2011.

1. Florida State - 255
2. Michigan - 236
3. **Middle Tennessee - 208**
4. Ohio State - 170

RAIDER ROUNDUP

► The top scoring quarter in the Rick Stockstill era is the second quarter. Here is a combined total for each quarter: 1st - 880 points; 2nd - 1,017 points; 3rd - 693 points; 4th - 868 points, and 43 in overtime.

► Under Rick Stockstill, the Blue Raiders have scored on their opening possession 43 times in 127 games (30 TDs) while the opposition has scored 39 times on its first possession of the game.

► When both teams are held under 20 points, the Blue Raiders are 3-1 under Rick Stockstill.

► As a FBS (I-A) member (206 games), the Blue Raiders have scored 50 or more points 18 times.

► The Blue Raiders are 74-13 in the FBS era when leading at the half and are 81-10 when leading a game entering the 4th quarter during that time.

► When trailing at the half, the Blue Raiders are just 18-86 in the FBS (I-A) era.

► The Blue Raiders have scored in 230 of their last 236 games and broke a string of scoring in 55 straight when they were shutout at Tennessee in 2011. MT, which has a



UNIFORM COMBOS

Pants	Jersey	Helmet	Record
Blue	White	Silver	13-7
Blue	White	Black	1-0
Blue	White	White	1-2
Blue	Blue	Silver	4-7
Blue	Black	Black	1-0
Blue	White	Blue	0-2
Blue	Blue	Chrome	1-0
White	White	Chrome	0-2
White	White	White	3-1
White	White	Blue	0-2
White	Blue	Silver	17-17
White	Blue	Blue	0-1
White	White	Silver	4-9
White	Black	Silver	0-1
White	Blue	White	3-0
White	Black	Black	1-0
White	Blue	Chrome	0-1
Black	Black	Silver	2-2
Black	Black	Black	4-0
Black	Blue	Black	1-0
Black	White	Black	0-1
Black	Blue	Blue	1-0
Black	Grey	Black	1-0
Silver	Blue	Silver	2-3
Silver	Blue	Black	1-0
Silver	White	Silver	1-2
Silver	Black	Silver	1-0
Grey	Grey	Silver	1-0
Grey	Blue	Blue	1-0
Grey	White	White	0-1
Grey	Blue	Silver	0-1
Total			65-62

2016 HONORS

Jeremy Cutrer: Named to Jim Thorpe Award Watch List, Named to Senior Bowl Watch List
Richie James: Named to 2016 Biletnikoff Award Watch List, Named to Maxwell Award Watch List
Daniel Stephens: Named to Rimington Award Watch List
Brent Stockstill: Named to Maxwell Award Watch List, Named to Davey O'Brien Watch List, Named to Manning Award Watch List, Voted TSWA Player of the Week on 9/7/16

TEAM STATS UNDER RICK STOCKSTILL

(national ranking in parenthesis)

Category	2015	2014	2013	2012	2011	2010	2009	2008	2007	2006
Rushing Offense.....	145.7 (31)	213.8 (30)	199.3 (31)	176.67 (46)	146.75 (69)	180.77 (31)	186.00 (27)	106.92 (102)	134.75 (81)	131.15 (59)
Passing Offense.....	311.7 (15)	217.5 (74)	208.2 (85)	216.08 (77)	254.33 (37)	191.15 (83)	235.69 (42)	241.67 (39)	202.08 (82)	154.38 (106)
Total Offense.....	457.4 (32)	431.3 (43)	407.5 (66)	392.75 (66)	401.08 (45)	371.92 (69)	421.69 (27)	348.58 (70)	336.83 (96)	285.54 (104)
Scoring Offense.....	34.0 (35)	31.6 (46)	29.0 (68)	26.58 (75)	22.25 (96)	26.46 (62)	32.00 (23)	22.83 (84)	25.67 (73)	22.77 (76)
Rushing Defense.....	152.2 (48)	182.6 (80)	199.7 (96)	188.25 (84)	229.50 (114)	187.92 (94)	136.77 (50)	153.50 (79)	199.83 (102)	120.23 (43)
Pass Defense.....	253.5 (95)	269.7 (111)	203.4 (19)	252.58 (90)	211.58 (44)	199.00 (30)	218.08 (59)	212.83 (66)	215.33 (40)	204.31 (63)
Total Defense.....	405.6 (74)	452.3 (105)	403.1 (63)	440.83 (92)	441.08 (103)	386.92 (72)	354.85 (50)	366.33 (66)	415.17 (80)	324.54 (47)
Scoring Defense.....	26.6 (60)	31.5 (94)	26.2 (60)	28.00 (62)	36.75 (110)	28.08 (69)	23.69 (49)	24.92 (62)	28.25 (65)	23.23 (63)
Net Punting.....	32.15 (124)	35.8 (94)	34.9 (102)	35.31 (94)	35.82 (78)	36.54 (55)	33.46 (101)	32.22 (104)	36.17 (44)	35.14 (56)
Punt Returns.....	4.67 (110)	12.9 (11)	6.8 (84)	3.00 (114)	10.74 (32)	6.44 (84)	6.46 (89)	6.23 (100)	7.21 (86)	8.35 (66)
Kickoff Returns.....	21.52 (54)	22.4 (33)	21.6 (61)	25.66 (8)	19.30 (107)	25.11 (14)	19.63 (99)	19.27 (104)	20.57 (80)	23.07 (18)
Turnover Margin.....	-0.31 (92)	-0.33 (92)	+0.90 (12)	+0.83 (19)	-0.67 (100)	-1.46 (120)	+0.92 (8)	+0.25 (43)	+0.92 (12)	+0.46 (30)
Fumbles Recovered.....	8 (66)	7 (88)	18 (1)	16 (15)	16 (T11)	8 (T76)	14 (T15)	12 (T29)	12 (T36)	13 (T29)
Passes Intercepted.....	17 (14)	13 (38)	15 (36)	12 (T56)	4 (T116)	11 (T66)	19 (T12)	11 (T67)	18 (T21)	14 (T41)
Fumbles Lost.....	19 (127)	11 (79)	13 (12)	10 (T57)	13 (T86)	14 (T103)	6 (T8)	9 (T37)	10 (T44)	10 (T44)
Passes Had Intercepted.....	10 (41)	13 (73)	15 (93)	8 (T28)	15 (T92)	24 (119)	15 (T84)	11 (T42)	9 (T14)	11 (T33)
Turnovers Gained.....	25 (24)	20 (65)	33 (5)	28 (T22)	20 (T77)	19 (T77)	33 (8)	23 (T58)	30 (T16)	27 (T29)
Turnovers Lost.....	29 (121)	24 (84)	21 (57)	18 (T28)	28 (T104)	38 (120)	21 (T45)	20 (T34)	19 (22)	21 (T37)
Passing Efficiency.....	151.03 (24)	138.0 (46)	121.96 (85)	137.12 (53)	116.79 (96)	108.49 (106)	125.67 (27)	129.67 (47)	136.40 (27)	114.12 (84)
Pass Efficiency Defense.....	125.24 (62)	139.9 (103)	125.94 (60)	147.50 (103)	143.65 (97)	123.49 (50)	112.29 (24)	127.32 (63)	122.63 (53)	125.92 (64)
Fewest Penalties/Game.....	4.77 (15)	6.5 (88)	4.15 (14)	5.67 (T32)	4.83 (T24)	6.15 (71)	6.23 (T65)	5.67 (T56)	6.50 (T68)	5.54 (T49)
Fewest Yards Penalized.....	42.31 (21)	57.5 (83)	42.69 (43)	45.75 (41)	42.58 (30)	55.85 (79)	57.31 (80)	50.58 (65)	55.92 (72)	42.46 (32)
Sacks.....	1.77 (88)	2.08 (66)	2.07 (59)	1.17 (109)	1.58 (T86)	2.62 (17)	2.92 (6)	2.08 (50)	2.42 (36)	2.77 (20)
Tackles for Loss.....	5.5 (83)	4.8 (106)	5.15 (99)	4.50 (101)	6.08 (48)	7.38 (10)	8.62 (2)	7.17 (14)	6.50 (53)	8.08 (3)
Sacks Allowed.....	1.31 (22)	2.17 (76)	1.20 (17)	.58 (2)	.67 (2)	1.77 (T52)	1.46 (37)	1.25 (20)	2.08 (62)	2.15 (69)
3rd-Down Conv. Pct.....	42.1 (42)	44.4 (32)	46.35 (25)	42.86 (T42)	40.10 (69)	37.69 (76)	35.41 (92)	40.44 (T55)	33.70 (102)	40.00 (T47)
4th-Down Conv. Pct.....	58.3 (38)	56.3 (41)	37.50 (103)	66.67 (T16)	33.33 (112)	58.33 (T36)	38.10 (T94)	43.48 (73)	62.50 (T19)	46.20 (T68)
3rd-Down Defense.....	37.3 (59)	44.1 (106)	47.82 (119)	50.58 (117)	48.97 (109)	38.16 (47)	35.71 (31)	41.48 (77)	42.00 (80)	36.50 (48)
Time of Possession.....	29:54 (66)	28:46 (92)	28:12 (103)	28:27 (93)	25:51 (118)	25:12 (120)	27:30 (110)	28:59 (90)	30:14 (51)	32:11 (9)
First Downs.....	302 (31)	21.16 (76)	21.84 (97)	20.17 (T71)	21.67 (35)	18.62 (77)	19.38 (T63)	18.67 (66)	17.33	15.84
Red Zone Offense.....	.83 (66)	.83 (63)	.77 (99)	.82 (T51)	.68 (115)	.79 (T82)	.81 (T69)	.76 (T92)	.75	.92

current streak of 38 games, has been shutout five other times during the FBS era. The Blue Raiders were shutout 10-0 on the road against UL-Monroe in 1999, 55-0 in 2000 at Florida, 59-0 at Oklahoma in 2006, a 44-0 setback at LSU in 2007, and 45-0 at Arkansas State in 2012. MT has scored in 107 straight home games (last shutout was 9/23/1995 vs Murray State).

▶ Largest Margin of Victory in the I-A era: 59 points vs Charlotte 9/19/15 (73-14) ... Largest Margin of Defeat in the I-A era: 59 points vs Oklahoma 9/23/06 (59-0).

RAIDERS IN THE NFL

▶ MT currently has four players on NFL rosters. Erik Walden (Colts), Benny Cunningham (Rams), Kevin Byard (Titans), and Cavellis Lockett (Ravens).

ACADEMICS A TOP PRIORITY FOR RAIDERS

▶ Academic success at MT has been a high priority for 11th year coach Rick Stockstill. Under his reign, the Blue Raiders have seen 165 of 172 (96%) student-athletes earn their degree entering the 2016 season. MT, who also owns an impressive APR score of 992 to rank 7th nationally for 2013-14, has been publicly recognized by the NCAA for APR success twice in the last six years. Also under Stockstill, the Blue Raiders have taken home six Academic All-District honors and produced an Academic All-American.

PLAYER NOTES

BRENT STOCKSTILL

▶ Is on the Maxwell, Davey O'Brien and Manning Award Watch Lists in 2016.

▶ Named the TSWA Player of the Week on Sept. 7, 2016.

▶ Had a career-high 399 passing yards against Vanderbilt which ranked as the fifth most in school history for a single-game. Also against the Commodores he set school records in completions (38) and attempts (65).

▶ Set a new school record when he connected on his first 22 passes in the win over AAMU. Stockstill broke the previous mark of 19 consecutive completed passes by Logan Kilgore in 2011. The record-breaking 20th straight completion was a 42-yard touchdown pass to Patrick Smith (the first TD of Smith's career).

▶ Has seven 300-yard passing games in his last eight outings, including three in a row.

▶ With 4,774 career passing yards, Stockstill ranks 8th on MT's all-time passing list. He needs 26 more yards to surpass Teddy Morris (4,799) for 7th place.

▶ Owns 397 career completions to rank 6th all-time. Needs 74 more to take over 5th place from Dwight Dasher (470).

▶ Has 38 career TD passes to rank 5th all-time at MT. Needs 3 more to take over 4th place from Dwight Dasher and tie Teddy Morris for 3rd.

▶ 2015 C-USA Freshman of the Year and an Athlon Sports Second Team Freshman All-American.

▶ His 4,005 passing yards in 2015 was tops in the country among freshmen and was a new MT single-season and C-USA freshman record. UCLA's Josh Rosen was second with 3,670 yards. He also led all freshmen in touchdown passes with 30.

▶ Stockstill set the new NCAA freshman completions

record with 327 (Kentucky's Jared Lorenzen had 321 in 2000) and fell just 53 yards shy of breaking Jameis Winston's NCAA freshman passing record of 4,057 yards.

▶ Has **10** 300-yard passing games which is a new career record at MT. His eight 300-yard games in 2015 established a new single-season record.

▶ Set a new school record with four straight 300-yard passing games in 2015. Saw streak end at UTSA.

▶ His 30 touchdown passes in 2015 was a new school record and broke the previous mark of 23 set by Dwight Dasher in 2009.

▶ His five touchdown passes against Charlotte equaled the second most in school history and the most ever by a freshman. He matched that total in 2016 season opener against AAMU.

▶ In his first collegiate start against JSU in 2015, Stockstill completed 24 of 30 passes for 348 yards and four touchdowns. All were highs for a first time starter in MT history.

▶ Stockstill's completion percentage of 85.1 (23-27) against Charlotte went down as the fourth best in school history and the best-ever by a freshman.

▶ His season completion percentage of 66.7 ranks 4th best at MT.

SHANE TUCKER

▶ Injured in the offseason and is likely out for the year after moving to wide receiver.

▶ Named to the 2015 Doak Walker Award Watch List.

▶ In 28 career games played, Tucker has scored 20 touchdowns with 15 on the ground and five through the air.

▶ Owns three 100-yard rushing games for his career and all have been on the road. He had 103 yards at Southern Miss in 2013, 101 yards at UTEP in 2014 and 103 yards at FAU in 2015.

▶ Had 25 receptions in 2014 which went down as the most by a running back at Middle Tennessee since Eugene Gross had 33 in 2005. Has 42 career receptions.

▶ Hauled in a career-high six passes for 78 yards in win over Southern Miss in 2014.

RICHIE JAMES

▶ Broke MT's single-game record with 14 receptions against Vanderbilt in 2016. Also had 183 yards and a touchdown.

▶ In just 15 career games, James has 130 receptions to rank 5th all-time. He needs two more to take over 4th place from Tavares Jefferson (131).

▶ Currently ranks 6th all-time in receiving yards with 1,602. He needs 156 more to surpass Herbert Owenby (1,757) for 5th place.

▶ Owns **six** career 100-yard receiving games.

▶ Has 10 career touchdown receptions which is three shy of tying for 10th on all-time list.

▶ James is vying to become just the second back-to-back 1,000-yard pass catcher in school history. He would be joining Kerry Wright who accomplished the feat in 2003 and 2004.

▶ Named FWAA, USA Today and Athlon Sports First Team Freshman All-American while also earning a spot on the C-USA All-Freshman team.

▶ His 108 receptions in 2015 was a new single-season record at MT and led all freshmen nationally. It was also the most ever recorded by a freshman in C-USA history.

▶ His 108 catches ranked 4th on C-USA's all-time single-season list and was third most nationally in 2015.

▶ His 1,346 receiving yards in 2015 was a new school record, breaking the previous mark of 1,280 set by Kerry Wright in 2003.

▶ In 2015 he became just the second player in school history to record 1,000 receiving yards in a single-season at MT.

▶ Caught 12 passes for 141 yards and a touchdown at Illinois.

▶ Had 11 catches for 98 yards vs North Texas.

▶ Hauled in 10 catches for 95 yards against No. 2 Alabama.

▶ Had seven catches for 141 yards and two scores at WKU.

STEVEN RHODES

▶ Served 5 years in the United States Marine Corps prior to joining the Blue Raiders in 2013.

▶ A candidate for the FWAA Armed Forces Merit Award.

▶ Has played in all 40 games of his career, including 20 starts.

▶ At 27 years old, Rhodes is the fourth oldest player in FBS football. He turns 28 on Nov. 22 (Derrick Mitchell - W. Michigan - Sophomore punter - 29; Wade Lees - Maryland - Freshman punter - 28; Tom Sheldon - UNC - Freshman punter - 27 (turns 28 in Oct.))

JEREMY CUTRER

▶ Is on the 2016 Jim Thorpe Award Watch List and the Senior Bowl Watch List.

▶ With 3 pass breakups in 2016, Cutrer now has 16 for his career. He needs five more to tie Alex Suber and Markee Tate for 5th all-time.

▶ Ranked second on team with three interceptions and was 20th nationally in passes defended with 1.3 a game in 2015.

▶ Also had two blocked field goals and a fumble recovery last year.

▶ His 16 passes defended in 2015 ranked third on MT's single-season list. The all-time record is 22 by Jykine Bradley in 2001.

DARIUS HARRIS

▶ Team's leading tackler.

▶ Collected a career-high 12 tackles against Vanderbilt in 2016 to go with 1.5 TFLs, a forced fumble and a fumble recovery.

HEAD COACH RICK STOCKSTILL

Florida State (1982) ■ 65-62 in 11th Season at Middle Tennessee ■ 2-Time Coach of the Year ■ 8th longest tenured coach in FBS



STOCKSTILL BIO

Wife: Sara

Born: December 23, 1957

Children: Brent and Emily

Education: Florida State, B.S. Physical Ed., 1982

Year	School	W-L	Pct.	Conf.	Note
2006	Middle Tennessee	7-6	.538	6-1	Shared Sun Belt Championship; Motor City Bowl
2007	Middle Tennessee	5-7	.416	4-3	
2008	Middle Tennessee	5-7	.416	3-4	Upset Maryland at home
2009	Middle Tennessee	10-3	.769	7-1	Won New Orleans Bowl; 1st SBC team to win 10 games
2010	Middle Tennessee	6-7	.462	5-3	GoDaddy.com Bowl
2011	Middle Tennessee	2-10	.200	1-7	
2012	Middle Tennessee	8-4	.667	6-2	Upset Georgia Tech on road
2013	Middle Tennessee	8-5	.615	6-2	Bell Helicopter Armed Forces Bowl
2014	Middle Tennessee	6-6	.500	5-3	Longest tenured coach in C-USA
2015	Middle Tennessee	7-6	.538	6-2	Bahamas Bowl; Bowl eligible for 6th time in last 7 years
2016	Middle Tennessee	1-1	.500	0-0	
Total		65-62	.512	49-28	

Winning on the field, off the field and having a first-class football program from top to bottom is the goal of any University at the highest level of intercollegiate athletics. That is exactly what Middle Tennessee has as a result of the leadership of Head Coach Rick Stockstill.

Beginning his 11th season at the helm of the Blue Raiders and among the longest tenured coaches in the country, Stockstill has captured a league title, won the 2009 New Orleans Bowl, made five bowl appearances, been bowl eligible seven times, earned two public recognition awards from the NCAA for APR success, appeared on television 92 times, produced six of the top eight crowds in Floyd Stadium history, and had back-to-back eight-win seasons for the first time in 21 years.

Under his watch, the Blue Raiders have also produced seven all-American's, including one academic all-American, three defensive players of the year, and two bowl game MVP's. Middle Tennessee also became the first Sun Belt team to win 10 games in a season, and set the Floyd Stadium single-game attendance record under his leadership. He also has five NFL Draft picks with Erik Walden in 2008, Chris McCoy in 2010, Rod Issac in 2011, Jimmy Staten in 2014 and Kevin Byard in 2016. Byard became the second highest draft pick in school history (3rd round, 64th pick to Titans).

The veteran leader put the Blue Raiders in the 2015 Popeyes Bahamas Bowl after going an impressive 4-0 in the month of November behind a record-setting offense and a bend-but-don't break opportunistic defense. The Blue Raiders produced 13 players honored by Conference USA for post-season awards, including four first team members, four on the All-Freshman Team and the league's Freshman of the Year in Brent Stockstill. MT also had freshman all-Americans in Richie James and Stockstill.


Stockstill, who owns upsets over Maryland (2008 and 2009) and Georgia Tech (2012), has also shown a commitment to academics during his tenure. The Blue Raiders have gone from an APR score of 892 to a very impressive 992, the biggest increase of any program in the country. The Blue Raiders were also crowned with the Sun Belt Conference Academic Award on two occasions (2006-07, 2007-08) and earned two public recognition awards from the NCAA for APR success (2011, 2012).

After 24 years as an assistant, Stockstill was given the chance to run his own program, and all he did was lead the Blue Raiders to a 2006 Sun Belt Conference championship, help set a new single-season attendance record, and take the program to its first postseason bowl game

in the I-A era. Taking a Middle Tennessee team predicted to finish sixth in the Sun Belt during the preseason to a league title, Stockstill ended up as the 2006 Sun Belt Conference Coach of the Year and the Tennessee Sports Writers Association Coach of the Year while also garnering that honor from ESPN.com.

Born Dec. 23, 1957 in Sidney, Ohio, Stockstill grew up in Georgetown, Ky., and then moved to Fernandina Beach, Fla., where he was inducted into the Fernandina Beach Hall of Fame in 2006. He was a three-year letterman at Florida State as a quarterback, where he was team captain and earned Honorable Mention All-America honors in 1981 under Coach Bobby Bowden. During his career at FSU, the Seminoles had two top-10 final Associated Press rankings and had wins over powers Notre Dame, Pittsburgh, Ohio State, and Nebraska. Stockstill, who received his bachelor's degree from FSU in 1982, made three bowl trips with the Seminoles.

Stockstill and his wife, the former Sara Fleischman, have a son, Brent, and a daughter, Emily.



STOCKSTILL'S RECORD

Overall Record	65-62
Playing at Home	37-19 (11-1 vs C-USA)
Playing on the Road	27-38
Playing at a Neutral Site	1-5
In bowl games	1-4
In overtime	2-1
In August	3-2
In September	20-21
In October	16-19
In November	24-13
In December	2-6
In January	0-1
Day games	33-29
Night games (after 6 PM)	32-33
vs Top 25	0-6
Wins vs Big 5 conference members	3
Outrushing opponent	50-8
When rushing for 300 yards	7-0
Outrushed by opponent	15-54
When allowing 300 or more yards rushing	1-10
Outpassing opponent	39-29
When passing for 300 or more yards	14-7
Outpassed by opponent	26-33
When allowing 300 yards passing	10-14

When allowing 400 yards passing	2-2
More total offense than opponent	46-12
When having 500+ total offense	17-2
When having 600+ total offense	6-0
When allowing 500+ total offense	6-18
When allowing 600+ total offense	2-2
Committing fewer turnovers	44-13
Committing more turnovers	10-39
0-30:00 time of possession	34-47
30:01-plus of time of possession	31-15
Scoring first	44-20
Opponent scores first	21-42
When leading at the half	46-9
When leading after third quarter	53-6
Scoring 0-10 points	1-16
Scoring 11-20 points	3-25
Scoring 21-30 points	12-17
Scoring 31-40 points	24-3
Scoring 41-plus points	25-1
Individual 100-yard rusher	37-7
Individual 200-yard rusher	4-0
With two 100-yard rushers	4-0
Opponent has 100-yard rusher	18-33
Games Decided by 1 Point	6-1
Games Decided by 3 Points or Less	14-8
Games Decided by 7 Points or Less	21-13

TOP PLAYS/PERFORMANCES UNDER RICK STOCKSTILL

Big Plays (60 or more yards)			
Yards	Type	Player	Opponent
*100	FR	Rod Issac	WKU (2010)
*98	R	Jordan Parker	Troy (2012)
*97	KR	Eric Russell	WKU (2010)
*96	KR	Reggie Whatley	WKU (2012)
*94	P	Craddock to Grigsby	ULM (2007)
*93	P	Kilgore to Henry	UAB (2013)
*94	KR	Damon Nickson	FAU (2006)
*92	KR	Phillip Tanner	UNT (2008)
*89	KR	Bradley Robinson	ULM (2007)
*88	KR	Damon Nickson	UL (2006)
85	KR	Reggie Whatley	McNeese (2012)
*82	P	Kilgore to Whatley	Troy (2011)
*80	P	D. Dasher to Kyles	ASU (2009)
*79	R	Phillip Tanner	Louisville (2007)
*78	P	Craddock to McNair	Louisville (2007)
*77	INT	Kevin Byard	Troy (2012)
*76	P	Stockstill to Pettis	Charlotte (2015)
*76	PR	Kevin Byard	ODU (2014)
76	R	Eugene Gross	FAU (2006)
*75	P	Stockstill to Pettis	Charlotte (2015)
*75	INT	DJ Sanders	JSU (2015)
*75	R	Reggie Whatley	FAU (2014)
*75	P	L. Kilgore to M. Henry	GT (2012)
*74	R	Dwight Dasher	FAU (2009)
74	KR	Desmond Gee	WKU (2009)
*73	P	Marks to Gee	USC (2006)
*72	P	Kilgore to Griswold	UNT (2012)
*71	P	Dasher to McNair	FIU (2007)
*70	R	Dwight Dasher	FIU (2009)
*70	INT	Rod Issac	ULM (2010)
*69	P	Stockstill to James	FAU (2015)
69	P	Kilgore to Griswold	UTEP (2013)
*68	INT	Kevin Byard	Memphis (2012)
*68	FR	Chris McCoy	Clemson (2009)
*67	R	Reggie Whatley	UAB (2014)
*66	P	Craddock to Gee	ULM (2007)
*66	R	Phillip Tanner	UNT (2008)
*65	P	Grammer to Perkins	UAB (2014)
*65	R	Jordan Parker	WCU (2013)
*64	R	Reggie Whatley	USM (2014)
*64	R	Reggie Whatley	FAU (2013)
64	INT	Eric Russell	FAU (2011)
*63	P	Stockstill to James	ILL (2015)
*63	FGR	Jamarcus Howard	JSU (2015)
*62	P	Stockstill to James	FAU (2015)
*62	R	Jordan Parker	Charlotte (2015)
*62	P	Kilgore to Beyah	ULL (2010)
*62	P	Craddock to Gee	UK (2008)
*61	PR	Ed Marques Batties	SSU (2014)
*61	R	Dwight Dasher	UM (2007)
61	KR	Phillip Tanner	TTU (2006)
*60	R	Benny Cunningham	GT (2012)
60	KR	Reggie Whatley	UNT (2012)

*touchdown

Defensive Touchdowns			
Yards	Type	Player	Opponent
100	FR	Rod Issac	WKU (2010)
77	INT	Kevin Byard	Troy (2012)
75	INT	DJ Sanders	JSU (2015)
70	INT	Rod Issac	ULM (2010)
68	INT	Kevin Byard	Memphis (2012)
68	FR	Chris McCoy	Clemson (2009)
56	INT	Jeremy Kelleem	ULM (2009)
51	INT	Kevin Byard	USM (2013)
51	INT	Kevin Byard	FIU (2013)
50	FR	Justin Rainey	FAU (2006)
42	INT	Darius Harris	Charlotte (2015)
42	FR	Rod Issac	ASU (2007)
40	INT	Stephen Roberts	UAB (2013)
40	FR	Lonnie Clemons	TTU (2006)
38	INT	Darin Davis	APSU (2010)
34	INT	Alex Dale	UTSA (2015)
28	INT	Damon Nickson	UL (2006)
25	FR	Jared Singletary	UNC (2013)
24	INT	T.T. Barber	USM (2013)
20	FR	Trey Wafford	SSU (2014)
20	INT	Jamari Lattimore	UL (2009)
14	INT	Jeremy Kelleem	Louisville (2008)
11	FR	Jeremy Kelleem	ASU (2009)

250-Yard Passing Games			
Yards	C-A-I	Player	Opponent
415	28-48-1	Logan Kilgore	Troy (9/24/11)
401	22-29-0	Joe Craddock	ULM (11/3/07)

399	38-65-1	Brent Stockstill	Vandy (9/10/16)
381	36-56-2	Brent Stockstill	LA Tech (10/24/15)
369	23-27-0	Brent Stockstill	Charlotte (9/19/15)
355	22-35-0	Dwight Dasher	WKU (10/24/09)
353	21-34-0	Brent Stockstill	Marshall (11/7/2015)
352	21-37-1	Joe Craddock	UK (9/13/08)
349	20-30-0	Logan Kilgore	UNT (10/27/12)
348	24-30-1	Brent Stockstill	JSU (9/5/15)
332	21-26-0	Austin Grammer	USM (10/4/13)
330	29-42-0	Brent Stockstill	ILL (9/26/15)
330	27-45-1	Logan Kilgore	Purdue (9/3/11)
329	30-36-1	Brent Stockstill	AAMU (9/3/16)
327	26-39-1	Brent Stockstill	WMU (12/24/2015)
325	19-27-1	Logan Kilgore	UTEP (11/30/13)
324	27-44-2	Dwight Dasher	Maryland (9/19/09)
322	27-38-1	Brent Stockstill	UNT (11/21/2015)
301	18-32-1	Brent Stockstill	FAU (11/14/2015)
301	23-36-1	Jeff Murphy	APSU (9/11/10)
296	28-43-1	Brent Stockstill	WKU (10/10/15)
290	14-26-2	Joe Craddock	Louisville (9/6/07)
286	32-51-0	Brent Stockstill	Vandy (10/3/15)
286	21-33-3	Austin Grammer	FIU (11/15/14)
282	23-47-1	Logan Kilgore	WKU (10/6/11)
277	22-40-1	Logan Kilgore	Marshall (10/24/13)
274	26-40-1	Logan Kilgore	Memphis (10/11/11)
269	17-20-0	Logan Kilgore	FIU (11/9/2013)
269	21-43-0	Dwight Dasher	UNT (9/26/09)
268	24-35-0	Joe Craddock	FAU (9/30/08)
268	25-35-1	Joe Craddock	ASU (9/20/08)
267	17-30-0	Logan Kilgore	FIU (10/13/12)
263	15-26-1	Dwight Dasher	ASU (11/21/09)
261	17-26-1	Brent Stockstill	FIU (10/17/15)
259	25-30-0	Austin Grammer	ODU (9/26/14)
257	24-30-0	Brent Stockstill	UTSA (11/28/15)
256	28-40-0	Joe Craddock	Maryland (9/6/08)
255	22-38-3	Austin Grammer	Minnesota (9/6/14)
253	22-30-0	Logan Kilgore	Memphis (9/15/12)
251	19-31-1	Joe Craddock	UNT (11/22/08)
251	25-37-2	Clint Marks	CMU (12/26/06)
250	15-17-0	Austin Grammer	SSU (8/30/14)

100-Yard Rushing Games			
Yards	Att.	Player	Opponent
230	36	Benny Cunningham	FIU (2012)
217	27	Benny Cunningham	GT (2012)
208	21	Eugene Gross	FAU (2006)
201	26	Dwight Dasher	So. Miss (2009)
190	19	Reggie Whatley	FAU (2014)
180	19	Dwight Dasher	Memphis (2007)
178	18	Dwight Dasher	FIU (2009)
177	20	D.D. Kyles	UL (2009)
159	14	Phillip Tanner	North Texas (2008)
158	31	Jordan Parker	ODU (2014)
156	22	Jordan Parker	WCU (2013)
155	15	Reggie Whatley	UAB (2013)
154	10	Reggie Whatley	FAU (2013)
154	24	Jordan Parker	USA (2012)
150	15	Phillip Tanner	FAU (2010)
149	32	Jordan Parker	WKU (2012)
144	29	Desmond Anderson	FIU (2015)
144	9	Phillip Tanner	Louisville (2007)
142	14	Jordan Parker	Charlotte (2015)
141	19	Jordan Parker	Troy (2012)
140	13	D.D. Kyles	FAU (2009)
127	21	Jordan Parker	Marshall (2013)
127	18	Phillip Tanner	APSU (2010)
125	19	Austin Grammer	WKU (2014)
125	23	William Pratcher	FAU (2011)
120	15	Jeremiah Bryson	UTEP (2013)
117	17	Jordan Parker	FAU (2012)
117	19	Benny Cunningham	Troy (2011)
115	28	Jordan Parker	FAU (2013)
110	22	D.D. Kyles	FIU (2009)
109	22	Jordan Parker	UNC (2013)
108	14	Dwight Dasher	FAU (2009)
106	12	Austin Grammer	UTEP (2014)
106	15	Austin Grammer	UNT (2013)
106	19	William Pratcher	WKU (2011)
105	15	D.D. Kyles	Memphis (2011)
104	16	Reggie Whatley	Marshall (2013)
104	14	Drayton Calhoun	FAU (2012)
104	17	Phillip Tanner	UL (2010)
103	25	Shane Tucker	FAU (2015)
103	19	Shane Tucker	USM (2013)
101	25	Desmond Anderson	Marshall (2015)
100	10	Reggie Whatley	USM (2014)
100	21	Eugene Gross	ULM (2006)

100	14	Jordan Parker	Marshall (2014)
100	7	Reggie Whatley	UAB (2014)

100-Yard Receiving Games			
Yards	Rec.	Player	Opponent
198	9	Richie James	FAU (2015)
183	14	Richie James	Vandy (2016)
175	13	Ed Batties	ILL (2015)
167	4	Terry Pettis	Charlotte (2015)
164	11	Eldred King	MSU (2008)
149	6	Chris McClover	WKU (2009)
148	8	Anthony Amos	FIU (2012)
141	7	Richie James	WKU (2015)
141	12	Richie James	ILL (2015)
140	3	Kyle Griswold	UNT (2012)
139	4	Desmond Gee	ULM (2007)
136	5	Marcus Henry	UAB (2013)
128	9	Anthony Amos	Memphis (2012)
126	8	Richie James	WMU (2015)
126	5	Terry Pettis	Marshall (2015)
123	8	Ed Batties	JSU (2015)
121	8	Anthony Amos	UNT (2012)
120	5	Ed Batties	Charlotte (2015)
117	5	Malcolm Beyah	UK (2008)
113	6	Harold Turner	WKU (2009)
113	9	Patrick Honeycutt	FAU (2008)
111	9	Ed Batties	LA Tech (2015)
110	8	Ed Batties	FIU (2014)
110	7	Chris McClover	MD (2009)
109	6	Desmond Gee	ULM (2006)
109	2	Jonathan Grigsby	ULM (2007)
106	3	Desmond Gee	UK (2008)
106	4	Devin Clarke	USM (2014)
104	6	Richie James	FIU (2015)
104	4	Kyle Griswold	FIU (2011)
103	6	Taron Henry	UNT (2007)
102	4	Anthony Amos	FAU (2012)
101	2	Shane Tucker	UTEP (2014)
101	5	Kyle Griswold	UTEP (2013)
101	7	Tavarres Jefferson	UNC (2013)
100	7	Anthony Amos	WKU (2011)

Special Teams Touchdowns			
Yards	Type	Player	Opponent
97	KR	Eric Russell	WKU (2010)
96	KR	Reggie Whatley	WKU (2012)
94	KR	Damon Nickson	FAU (2006)
92	KR	Phillip Tanner	UNT (2008)
89	KR	Bradley Robinson	ULM (2007)
88	KR	Damon Nickson	UL (2006)
76	PR	Kevin Byard	ODU (2014)
61	PR	Ed Batties	SSU (2014)
57	PR	Kyle Griswold	WCU (2013)
32	PBR	Michael Cannon	FAU (2007)
29	PBR	Sherman Neal	FAU (2009)
3	PBR	Chris Brown	Marshall (2013)
63	BFG	Jamarcus Howard	JSU (2015)



C-USA SCHEDULE

Friday, September 16

Baylor at Rice (7 PM)
Arizona State at UTSA (8:30 PM)

Saturday, September 17

Akron at Marshall (11 AM)
MT at Bowling Green (11 AM)
FAU at Kansas State (1:30 PM)
FIU at UMass (2:30 PM)
WKU at Miami (OH) (2:30 PM)
Eastern Mich. at Charlotte (5 PM)
ODU at NC State (5 PM)
LA Tech at Texas Tech (6 PM)
Troy at Southern Miss (6 PM)
Army at UTEP (6 PM)
North Texas at Florida (6:30 PM)

Press Releases

Conference USA football weekly press releases contain statistical information, updates, as well as notes, standings, schedules and results. The entire release will be available to the media each Monday afternoon and on Friday's following Thursday night games.

Players of the Week

Conference USA will name Offensive, Defensive and Special Teams Players of the Week each Monday during the regular season. The Players of the Week are selected by a media panel with one media representative in each of the member institution's cities.

Postseason Awards

Conference USA names an All-Conference team selected by the head coaches at the end of the season. It contains a first and second team all-league squad, an All-Freshman team, Offensive, Defensive and Special Teams Players of the Year, Freshman of the Year and Coach of the Year. There is also an All-Academic squad.

Football Highlights

Highlight clips from C-USA football teams will be available during the regular season via XOS Video Exchange. Contact the media relations department for details.

C-USA Contacts

The main football contact for C-USA is Russ Anderson (rdanderson@c-usa.org) and the assistant is Tim McNamara (tmcnamara@c-usa.org).

2016 CONFERENCE USA STANDINGS

(thru Week 2 Standings)

C-USA							OVERALL					
East	W-L	H	A	DIV	PF	PA	W-L	PF	PA	STR	H	A
WKU	1-0	1-0	0-0	0-0	46	14	1-1	56	52	0	1-0	0-1
Marshall	0-0	0-0	0-0	0-0	0	0	1-0	62	0	1	1-0	0-0
MT	0-0	0-0	0-0	0-0	0	0	1-1	79	47	0	1-0	0-1
FAU	0-0	0-0	0-0	0-0	0	0	1-1	48	68	0	1-0	0-1
ODU	0-0	0-0	0-0	0-0	0	0	1-1	61	52	0	1-0	0-1
Charlotte	0-0	0-0	0-0	0-0	0	0	1-1	61	84	1	1-0	0-1
FIU	0-0	0-0	0-0	0-0	0	0	0-2	27	75	0	0-2	0-0
West	W-L	H	A	DIV	PF	PA	W-L	PF	PA	STR	H	A
So. Miss	0-0	0-0	0-0	0-0	0	0	2-0	100	35	2	1-0	1-0
UTEP	0-0	0-0	0-0	0-0	0	0	1-1	45	63	0	1-0	0-1
UTSA	0-0	0-0	0-0	0-0	0	0	1-1	40	36	0	1-0	0-1
LA Tech	0-0	0-0	0-0	0-0	0	0	1-1	73	45	1	1-0	0-1
North Texas	0-0	0-0	0-0	0-0	0	0	1-1	62	54	1	1-1	0-0
Rice	0-1	0-0	0-1	0-0	14	46	0-2	28	77	0	0-0	0-2

2016 CONFERENCE USA BOWL TIE-INS

Bowl	Date/Time (ET)	Site	Matchup	Network
Gildan New Mexico Bowl	Dec. 17 / 2 PM	Albuquerque, NM	C-USA vs Mountain West	ESPN
R+L Carriers New Orleans Bowl	Dec. 17 / 9 PM	New Orleans, LA	C-USA vs Sun Belt	ESPN
Boca Raton Bowl	Dec. 20 / 7 PM	Boca Raton, FL	C-USA vs Mid-American	ESPN
Popeyes Bahamas Bowl	Dec. 23 / 1 PM	Nassau, Bahamas	C-USA vs MAC	ESPN
Hawai'i Bowl	Dec. 24 / 8 PM	Honolulu, HI	C-USA vs Mountain West	ESPN
Zaxby's Heart of Dallas Bowl	Dec. 27 / Noon	Dallas, TX	C-USA vs Big Ten	ESPN
Independence Bowl	Dec. 26 / 5 PM	Shreveport, LA	ACC vs SEC (or C-USA)	ESPN2

2016 C-USA PRESEASON POLL

EAST DIVISION

1. Middle Tennessee
2. WKU
3. Marshall
4. Florida Atlantic
5. FIU
6. Old Dominion
7. Charlotte

WEST DIVISION

1. Southern Miss
2. Louisiana Tech
3. Rice
4. UTEP
5. UTSA
6. North Texas

2016 PRESEASON ALL-C-USA TEAM

First Team Offense

QB	Brent Stockstill, So., Middle Tennessee
QB	Nick Mullens, Sr., Southern Miss
RB	Kalif Phillips, Sr., Charlotte
RB	Ray Lawry, Jr., Old Dominion
RB	Ito Smith, Jr., Southern Miss
RB	Aaron Jones, Sr., UTEP
RB	Jarveon Williams, Sr., UTSA
RB	Anthony Wales, Sr., WKU
OL	Michael Montero, Sr., FIU
OL	Reggie Bain, Jr., Florida Atlantic
OL	Darrell Brown, Sr., Louisiana Tech
OL	David Mahaffey, Sr., Louisiana Tech
OL	Michael Selby, Sr., Marshall
OL	Clint Van Horn, Sr., Marshall
OL	Maurquice Shakir, Sr., Middle Tennessee
OL	Cameron Tom, Sr., Southern Miss
OL	Forrest Lamp, Sr., WKU
OL	Will Hernandez, Jr., UTEP
TE	Jonnu Smith, Sr., FIU
TE	Ryan Yurachek, Jr., Marshall
WR	Trent Taylor, Sr., Louisiana Tech
WR	Richie James, So., Middle Tennessee

WR	Zach Pascal, Sr., Old Dominion
WR	Taywan Taylor, Sr., WKU

First Team Defense

DL	Larry Ogunjobi, Sr., Charlotte
DL	Trey Hendrickson, Sr., Florida Atlantic
DL	Jaylon Ferguson, So., Louisiana Tech
DL	Gary Thompson, Sr., Marshall
DL	Rashaad Coward, Sr., Old Dominion
DL	Dylan Bradley, Sr., Southern Miss
DL	Nick Usher, Sr., UTEP
DL	Marcus Davenport, Jr., UTSA
LB	Anthony Wint, Jr., FIU
LB	Azeez Al-Shaair, So., Florida Atlantic
LB	TJ Ricks, Sr., Old Dominion
LB	Alex Lyons, Sr., Rice
LB	D'Nerius Antoine, Sr., Southern Miss
LB	Alvin Jones, Jr., UTEP
DB	Ocie Rose, So., Florida Atlantic
DB	Jalen Young, So., Florida Atlantic
DB	Xavier Woods, Sr., Louisiana Tech
DB	Jeremy Cutrer, Sr., Middle Tennessee
DB	Kishawn McClain, Jr., North Texas
DB	Justice Davila, Jr., Old Dominion
DB	Picasso Nelson Jr., Jr., Southern Miss
DB	Michael Egwuagu, Sr., UTSA

Special Teams

K	Jonathan Barnes, Jr., Louisiana Tech
P	Dalton Schomp, Sr., Florida Atlantic
KR	Kylen Townner, Jr., WKU
PR	Warren Redix, So., UTEP
LS	Darrell Travis, Sr., Louisiana Tech

Offensive Player of the Year

Nick Mullens, Sr., QB, Southern Miss

Defensive Player of the Year

Trey Hendrickson, Sr., DE, Florida Atlantic

Special Teams Players of the Year

Jonathan Barnes, Jr., K, Louisiana Tech
Dalton Schomp, Sr., P, Florida Atlantic

MIDDLE TENNESSEE DEPTH CHART

OFFENSE

QB	12 Brent Stockstill	6-0	206	r-So.
	19 John Urzua	6-3	185	r-Fr.
RB	4 l'Tavius Mathers	5-11	197	r-Sr.
	27 Ruben Garnett	5-9	178	r-Fr.
	35 Terelle West	5-10	186	r-Fr.
LT	55 Carlos Johnson	6-3	323	r-So.
	57 Jonathan Roth	6-5	286	r-Fr.
LG	63 Josh Chester	6-3	308	r-Sr.
	74 Robert Behanan	6-3	301	r-So.
C	66 Daniel Stephens	6-2	304	Sr.
	70 Conner Trent	6-5	306	r-Jr.
RG	73 Chandler Brewer	6-6	319	So.
	54 Ty Watkins	6-1	284	Jr.
RT	56 Maurquice Shakir	6-3	315	r-Sr.
	65 Hunter Rogers	6-7	327	r-Sr.
WR (x)	37 Patrick Smith	6-0	185	r-Jr.
	86 Rod Ducksworth	6-0	183	Sr.
WR (H)	3 Richie James	5-9	180	r-So.
	81 CJ Windham	6-2	192	Fr.
WR (Y)	24 Ty Lee	5-9	155	Fr.
	20 Dennis Andrews	6-0	179	r-Sr.
WR (Z)	25 Desmond Anderson	5-10	176	So.
	34 Tyshawn Brown	6-1	179	Fr.
	9 Isiah Upton	6-0	181	r-Fr.

SPECIAL TEAMS

KR	27 Ruben Garnett	5-9	178	r-Fr.
	25 Desmond Anderson	5-10	176	So.
PR	3 Richie James	5-9	180	r-So.
	24 Ty Lee	5-9	155	Fr.
P	99 Matt Bonadies	6-1	213	So.
	90 Matthew Stephenson	5-10	210	Fr.
PK	15 Canon Rooker	5-11	184	r-Jr.
	19 Crews Holt	5-11	170	Fr.
KO	15 Canon Rooker	5-11	184	r-Jr.
	19 Crews Holt	5-11	170	Fr.
LS	53 William Eads	6-0	217	r-Jr.
H	38 Jim Cardwell	5-9	173	r-So.

DEFENSE

LE	49 Steven Rhodes	6-3	268	Sr.
	85 Darrius Liggins	6-4	232	r-So.
LT	99 Jimal McBride	6-2	319	Sr.
	91 Justin Akins	6-4	257	r-Jr.
RT	51 Shaquille Huff	6-1	330	r-Sr.
	97 Raynard Felton	6-4	267	r-Sr.
RE	43 Jahmal Jones	6-3	247	r-Jr.
	94 Tyshun Render	6-4	240	r-Fr.
SLB	31 DJ Sanders	6-0	225	Jr.
	16 Khalil Brooks	5-11	197	r-Fr.
MLB	33 Myles Harges	6-2	225	r-Jr.
	38 Malik Hawkins	6-1	218	Jr.
WLB	30 Darius Harris	6-2	231	r-So.
	32 Chris Melton	6-1	210	So.
LC	6 Mike Minter	6-0	181	r-Jr.
	2 Charvarius Ward	6-1	186	Jr.
SS	7 Jovante Moffatt	6-0	191	So.
	29 Darryl Randolph	5-11	192	r-So.
FS	22 Alex Dale	5-10	206	r-Jr.
	45 Deontay Evans	5-10	207	r-Sr.
RC	8 Jeremy Cutrer	6-2	170	Sr.
	28 Dontavious Heard	6-1	189	Sr.

CAREER GAMES PLAYED

Steven Rhodes, DE	40
Shaquille Huff, DT	40
Hunter Rogers, OL	40
Demetrius Frazier, WR	39
Chris Brown, S	38
Terry Pettis, WR	38
Jimal McBride, DL	36
Daniel Stephens, OL	35
Josh Chester, OL	34
William Eads, LS	34
Chris Hale, DT	32
Raynard Felton, DT	30
Shane Tucker, WR	28
Canon Rooker, PK	28
DJ Sanders, LB	27
Lucas Hamilton, OL	24
Alex Dale, DB	23
Mike Minter, DB	21
Brent Stockstill, QB	16
Conner Trent, OL	16
Richie James, WR	15
Justin Akins, DL	15
Darius Harris, LB	15
Maurquice Shakir, OL	15
Chandler Brewer, OL	15
Jim Cardwell, H	15
Jovante Moffatt, DB	15
Darryl Randolph, DB	15
Chris Melton, LB	15
Jahmal Jones, DE	14
Rod Ducksworth, WR	14
Dontavious Heard, DB	13
Kamani Thomas, RB	12
Peter Bailey, DE	12
Tristan Walker, WR	10
Matt Bonadies, P	10
Carlos Johnson, OL	10
Sean Smith, TE	9
Max Linder, WR	9
Jevontey Smith, WR	9
Robert Behanan, OL	8
Ty Clemons, WR	6
Myles Harges, LB	4
Darrius Liggins, DE	3
Ruben Garnett, RB	3
Azar Wilson, DL	3
Charvarius Ward, DB	2
Khalil Brooks, LB	2
Dennis Andrews, WR	2
Tyshawn Brown, WR	2
Terelle West, RB	2
Malik Hawkins, LB	2
J'Vonte Herrod, RB	2
Deontay Evans, S	2
Vernon Walker, S	2
Malik Mancel, DT	2
Tyshun Render, DE	2
CJ Windham, WR	2
Jonathan Roth, OL	1
Luke Harris, OL	1
Ricky Blair, WR	1
Trae Philpots, DE	1
Robert Kelly, DB	1
Isiah Upton, WR	1
John Urzua, QB	1

CAREER GAMES STARTED

Shaquille Huff, DT	28
Daniel Stephens, OL	27
Josh Chester, OL	22
Steven Rhodes, DE	20
Terry Pettis, WR	15
Brent Stockstill, QB	15
Richie James, WR	14
Maurquice Shakir, OL	14
Chander Brewer, OL	13
Mike Minter, CB	13
Chris Hale, DE	12
Jeremy Cutrer, DB	11
Shane Tucker, WR	9
Rod Ducksworth, WR	5
Carlos Johnson, OL	5
Jimal McBride, DT	4
Lucas Hamilton, OL	3
Demetrius Frazier, WR	3
l'Tavius Mathers, RB	2
Patrick Smith, WR	2
Ty Lee, WR	2
DJ Sanders, LB	2
Myles Harges, LB	2
Darius Harris, LB	2
Jovante Moffatt, S	2
Alex Dale, S	2
Desmond Anderson, WR	2
Justin Akins, DE	1
Chris Brown, S	1
Hunter Rogers, OL	1
Sean Smith, TE	1
Jahmal Jones, DE	1

PRONUNCIATION GUIDE

Robert Behanan	bee-HAN-in	Jovante Moffatt	Juh-Vahn-tay
Matt Bonadies	Bonn-Ah-Dees	Maurquice Shakir	shah-kere
Jocque Bruce	Jock	Kamani Thomas	kuh-mah-nee
Jeremy Cutrer	Kuh-Trair	John Urzua	Er-Zoo-ah
Myles Harges	har-juss		
J'Vonte Herrod	hair-id		
Malik Mancel	Mah-Leek Man-Cell		
Jimal McBride	Juh-Mail		

2016 ROSTER

NO	NAME	POS	HT	WT	CL	B'DAY	LETTERS	HOMETOWN/HS or JC
1	Shane Tucker	WR	6-0	204	Sr.	8/17/95	3	Memphis, TN/Memphis University School
2	Charvarius Ward	DB	6-1	186	Jr.	5/16/96	0	McComb, MS/Hinds CC
3	Richie James	WR	5-9	180	r-So.	9/5/95	1	Sarasota, FL/Riverview HS
4	I'Tavius Mathers	RB	5-11	197	r-Sr.	11/19/93	0	Murfreesboro, TN/Blackman HS/Ole Miss
5	Jocquez Bruce	WR	5-10	174	r-Fr.	2/17/97	0	Knoxville, TN/South Doyle HS
6	Michael Minter	CB	6-0	181	r-Jr.	9/12/94	1	Atlanta, GA/McNair Senior HS
7	Jovante Moffatt	S	6-0	191	So.	12/25/96	1	Union City, TN/Union City HS
8	Jeremy Cutrer	CB	6-2	170	Sr.	2/27/94	1	New Orleans, LA/Sumner HS
9	Isiah Upton	WR	6-0	181	r-Fr.	2/15/97	0	Nashville, TN/East Nashville Magnet HS
10	Kyle Banks	QB	6-2	192	Fr.	7/9/97	0	Acworth, GA/North Paulding HS
11	Peter Bailey	DE	6-4	258	Sr.	12/17/93	1	Kissimmee, FL/Osceola HS/Hinds CC
12	Brent Stockstill	QB	6-0	206	r-So.	8/5/94	1	Murfreesboro, TN/Siegel HS
13	Demetrius Frazier	WR	5-10	190	r-Sr.	10/16/93	3	Brunswick, GA/Brunswick HS
15	Canon Rooker	PK	5-11	184	r-Jr.	10/25/94	2	Richmond Hill, GA/Richmond Hill HS
16	Khalil Brooks	LB	5-11	197	r-Fr.	7/7/97	0	Atlanta, GA/Benjamin E. Mays HS
17	Kylan Stribling	CB	5-11	181	Fr.	6/10/97	0	Thompson's Station, TN/Independence HS
18	Jevontey Smith	WR	6-3	207	r-Jr.	11/7/94	0	Greensboro, AL/Greensboro HS
19	John Urzua	QB	6-3	185	r-Fr.	4/29/97	0	Suwanee, GA/North Gwinnett HS
19	Crews Holt	PK	5-11	170	Fr.	6/6/97	0	Brentwood, TN/Ravenwood HS
20	Dennis Andrews	WR	6-0	179	r-Sr.	12/6/93	2	Tallahassee, FL/Godby HS
21	Justin Brown	CB	6-0	177	Fr.	1/13/98	0	Birmingham, AL/AH Parker HS
22	Alex Dale	S	5-10	206	r-Jr.	1/10/94	1	Memphis, TN/MUS
23	Chris Brown	S	6-1	174	r-Sr.	9/9/93	3	Donalsonville, GA/Seminole County Middle HS
24	Ty Lee	WR	5-9	155	Fr.	9/25/97	0	Moultrie, GA/Colquitt Co. HS
25	Desmond Anderson	WR	5-10	176	So.	4/28/97	1	Pacolet, SC/Broome HS
26	Kamani Thomas	RB	5-9	202	r-Jr.	5/10/95	1	Dallas, GA/East Paulding HS
27	Ruben Garnett	RB	5-9	178	r-Fr.	9/24/96	0	Hepzibah, GA/Aquinas HS
28	Dontavious Heard	CB	6-1	189	Sr.	11/15/92	1	Atlanta, GA/Martin Luther King HS/Phoenix College
29	Darryl Randolph	S	5-11	192	r-So.	10/7/95	1	Pensacola, FL/Pensacola HS
30	Darius Harris	LB	6-2	231	r-So.	1/17/96	1	Horn Lake, MS/Horn Lake HS
31	D.J. Sanders	LB	6-0	225	Jr.	11/7/95	2	Sandersville, GA/Washington Co. HS
32	Chris Melton	LB	6-1	210	So.	1/12/97	1	Leesburg, GA/Lee County HS
33	Myles Harges	LB	6-2	225	r-Jr.	6/16/94	0	Grenada, MS/Grenada HS/Itawamba CC
34	Tyshawn Brown	WR	6-1	179	Fr.	3/14/96	0	Atlanta, GA/Benjamin E. Mays HS
35	Terelle West	RB	5-10	186	r-Fr.	1/15/97	0	Pinson, AL/Clay-Chalkville HS
36	Richie Bisaccia	LB	6-0	189	r-Jr.	7/21/94	0	Tampa, FL/Freedom HS
37	Patrick Smith	WR	6-0	185	r-Jr.	5/8/96	0	Nashville, TN/East Nashville HS
38	Malik Hawkins	LB	6-1	218	Jr.	10/11/95	0	Horn Lake, MS/Northwest Mississippi JC
38	Jim Cardwell	H	5-9	173	r-So.	2/24/96	1	Chattanooga, TN/Boyd-Buchanan HS
39	Dale Craig	LB	6-0	218	Fr.	3/29/98	0	Lawrenceville, GA/Buford HS
41	Caleb Felton	LB	6-1	189	Fr.	12/30/97	0	Muscle Shoals, AL/Muscle Shoals HS
41	Azar Wilson	DT	6-0	257	r-Sr.	12/22/93	0	Powder Springs, GA/McEachern HS
42	Ty Clemons	WR	5-11	190	r-So.	4/2/95	0	Powder Springs, GA/McEachern HS
43	Jahmal Jones	DE	6-3	247	r-Jr.	8/15/95	1	Dallas, TX/Norcross (GA) HS
44	J'Vonte Herrod	RB	5-11	228	r-So.	2/11/96	0	Kennesaw, GA/North Cobb HS
45	Deontay Evans	S	5-10	207	Sr.	4/7/94	0	McComb, MS/McComb HS
46	Vernon Walker	S	6-0	193	r-Fr.	9/20/96	0	Orlando, FL/Dr. Phillips HS
47	Tristan Walker	WR	5-9	169	r-Jr.	5/11/94	0	Raleigh, NC/Hargrave Military Academy
48	Max Linder	WR	6-3	237	r-So.	11/30/95	0	Ocala, FL/Trinity Catholic HS
49	Steven Rhodes	DE	6-3	268	Sr.	11/22/88	3	Antioch, TN/Antioch HS
51	Shaquille Huff	DT	6-1	330	r-Sr.	1/19/93	3	Covington, GA/Eastside HS
53	William Eads	LS	6-0	229	r-Sr.	1/3/94	3	Hoover, AL/Hoover HS
54	Ty Watkins	OL	6-1	284	Jr.	3/21/96	0	Oklahoma City, OK/NE Oklahoma A&M
55	Carlos Johnson	OL	6-3	323	r-So.	7/2/96	1	Nashville, TN/Pearl Cohn HS
56	Maurquice Shakir	OL	6-3	315	r-Sr.	10/14/93	1	Los Angeles, CA/Palisades HS/Santa Monica CC
57	Jonathan Roth	OL	6-5	286	r-Fr.	4/18/97	0	Knoxville, TN/Fulton HS
59	Chris Hale	DE	6-4	259	r-Sr.	11/16/93	3	Atlanta, GA/Dunwoody HS
63	Josh Chester	OL	6-3	308	r-Sr.	8/24/93	3	Warner Robins, GA/Northside HS
65	Hunter Rogers	OL	6-7	327	r-Sr.	2/15/94	3	Safford, AL/John T. Morgan Academy
66	Daniel Stephens	OL	6-2	304	Sr.	5/5/95	3	Duluth, GA/Peachtree Ridge HS
67	Treyton Peters	OL	6-6	330	Fr.	7/7/98	0	Rockwood, TN/Harriman HS
68	Luke Harris	OL	6-4	297	Fr.	7/19/96	0	Lafayette, IN/Fork Union Military Academy
69	Daniel Sargent	LS	6-0	205	Fr.	7/25/92	0	Portland, TN/Portland HS
70	Conner Trent	OL	6-5	306	r-Jr.	3/29/95	1	Church Hill, TN/Volunteer HS

CONFERENCE CHAMPIONS: 1935, 1936, 1956, 1957, 1958, 1959, 1964, 1965, 1985, 1989, 1990, 1992, 2001, 2006

71	Angelo Owens	OL	6-4	280	Jr.	4/13/95	0	Deerfield Beach, FL/Dodge City CC
72	Josh Fannin	OL	6-3	296	r-Fr.	1/24/96	0	Hoschton, GA/Mill Creek HS
73	Chandler Brewer	OL	6-6	319	So.	6/12/97	1	Florence, AL/Florence HS
74	Robert Behanan	OL	6-3	301	r-So.	5/13/96	1	Fairfield, OH/Fairfield HS
75	Lucas Hamilton	OL	6-5	290	r-Jr.	3/10/95	1	Lenoir City, TN/Lenoir City HS
80	Jermel Walker	WR	6-1	185	Jr.	3/7/94	0	Los Angeles, CA/Riverside CC
81	CJ Windham	WR	6-2	192	Fr.	11/25/97	0	Powder Springs, GA/McEachern HS
82	Reginald Henderson	WR	6-2	205	Fr.	12/19/97	0	Belle Glade, FL/Clewiston HS
83	Sean Smith	WR	6-7	244	r-So.	4/26/96	1	Summerville, SC/Summerville HS
84	Terry Pettis	WR	6-5	248	r-Sr.	10/26/93	3	Fairburn, GA/Langston Hughes HS
85	Darrius Liggins	DE	6-4	232	r-So.	4/29/96	0	Oxford, MS/Oxford HS
86	Rod Ducksworth	WR	6-0	183	Sr.	9/3/93	1	Taylorsville, MS/Taylorsville HS/Jones Co. JC
87	Ricky Blair	WR	6-3	185	Jr.	1/16/94	0	Hacienda Heights, CA/Pasadena City College
89	Jordan Gonzalez	DE	6-5	240	Fr.	12/29/97	0	West Palm Beach, FL/Dwyer HS
90	Matthew Stephenson	P	5-10	210	Fr.	9/5/97	0	Madison, AL/Bob Jones HS
91	Justin Akins	DT	6-4	257	r-Jr.	4/11/95	1	Jenkinsburg, GA/Jackson HS
92	Ty Nix	DT	6-0	260	Fr.	9/4/97	0	Murfreesboro, TN/Oakland HS
93	Malik Manciel	DT	6-3	268	r-Fr.	2/15/97	0	Detroit, MI/Florence (AL) HS
94	Tyshun Render	DE	6-4	240	r-Fr.	3/28/97	0	Newnan, GA/Westlake HS
95	Trae Philpots	DE	6-4	235	r-Fr.	5/7/97	0	Fairburn, GA/Creekside HS
96	Rakavian Poydras	DT	6-1	298	Fr.	6/8/97	0	Clarksville, TN/Clarksville HS
97	Raynard Felton	DT	6-4	267	r-Sr.	1/24/94	2	Jacksonville, FL/Ribault HS
98	Chris Myers	DE	6-6	231	Fr.	5/18/98	0	LaVergne, TN/LaVergne HS
99	Jimal McBride	DT	6-2	319	Sr.	11/30/94	3	Waycross, GA/Ware County HS
99	Matt Bonadies	P	6-1	213	So.	12/23/96	1	Buford, GA/Buford HS
	Justin Alabi	LB	6-1	230	r-Sr.	4/15/94	0	Suwanee, GA/North Gwinnett HS
	Brandon Archer	S	6-0	175	Fr.	9/3/97	0	Memphis, TN/Christian Brothers HS
	Miller Armstrong	QB	6-0	200	Fr.	6/12/97	0	Murfreesboro, TN/Blackman HS
	Aidan Black	WR	6-3	230	So.	10/17/96	0	Athens, GA/Athens Academy
	Austin Brown	LB	6-0	240	Fr.	8/24/97	0	Smyrna, TN/Smyrna HS
	Peyton Burke	QB	5-11	178	Fr.	1/29/98	0	Lexington, KY/Tates Creek HS
	Xavier Dupree	WR	5-11	160	Fr.	1/10/97	0	Decatur, GA/South Gwinnett HS
	Russ Hiatt	DS	6-0	209	Fr.	6/7/98	0	Kennesaw, GA/Kennesaw Mountain HS
	Robert Kelley	CB	5-9	178	r-Jr.	2/3/95	0	Nashville, TN/Hillsboro HS
	Jordan Middleton	QB	6-1	175	Fr.	11/7/96	0	Murfreesboro, TN/Siegel HS
	Jack Mitchell	OL	6-2	294	r-So.	7/17/96	0	Murfreesboro, TN/Riverdale HS
	Will Mitchell	RB	5-6	180	Fr.	12/30/96	0	Jacksonville, FL/Bolles HS
	Tad Onwu	S	5-11	185	r-So.	5/20/96	0	Murfreesboro, TN/Riverdale HS
	Davis Witt	QB	6-2	206	Fr.	6/1/98	0	Clewiston, FL/Clewiston HS

TEAM SUMMARIES/STARTERS

GAME-BY-GAME SUMMARIES

GAME	FINAL SCORE	BY QUARTERS				FIRST DOWNS				RUSHING			PASSING			TOT. OFF.		PUNTING	FUMBLES	PENALTY	THIRD	AVG.	TOTAL
		1	2	3	4	RU	PA	PN	TOT	ATT	YDS	TD	C-A-I	YDS	TD	ATT	YDS	NO-AVG	NO-LOST	NO-YDS	DOWN	F.POS	TOP
MT	55	28	17	0	10	12	22	1	35	40	246	1	40-53-2	435	6	93	681	3-33.0	0-0	9-87	8-16	M33	38:51
AAMU	0	0	0	0	0	3	2	1	6	27	92	0	9-24-1	54	0	51	146	13-37.8	0-0	6-30	1-15	A25	21:09
MT	24	10	7	7	0	6	19	0	25	21	96	0	38-65-1	399	3	86	495	4-38.5	2-1	9-92	10-19	M31	28:58
Vanderbilt	47	5	28	0	14	12	6	2	20	45	231	5	15-28-0	113	1	73	344	5-39.4	2-1	4-40	4-12	V42	31:02
MT																							
B. Green																							
MT																							
LA Tech																							
MT																							
North Texas																							
MT																							
WKU																							
MT																							
Missouri																							
MT																							
FIU																							
MT																							
UTSA																							
MT																							
Marshall																							
MT																							
Charlotte																							
MT																							
FAU																							

GAME-BY-GAME OFFENSIVE STARTERS

OPPONENT	QB	TB	WR	WR	WR	WR	LT	LG	C	RG	RT
Alabama A&M	Stockstill	Mathers	Smith	James	Lee	Frazier	Johnson	Chester	Stephens	Brewer	Shakir
Vanderbilt	Stockstill	Mathers	Smith	James	Lee	Anderson	Johnson	Chester	Stephens	Brewer	Shakir
Bowling Green											
LA Tech											
North Texas											
WKU											
Missouri											
FIU											
UTSA											
Marshall											
Charlotte											
FAU											

GAME-BY-GAME DEFENSIVE STARTERS

OPPONENT	LE	T	T	RE	SAM	MIKE	WILL	LC	SS	FS	RC
Alabama A&M	Hale	Huff	McBride	Rhodes	Sanders	Harges	Harris	Minter	Moffatt	Dale	Cutrer
Vanderbilt	Jones	Huff	McBride	Rhodes	Sanders	Harges	Harris	Minter	Moffatt	Dale	Cutrer
Bowling Green											
LA Tech											
North Texas											
WKU											
Missouri											
FIU											
UTSA											
Marshall											
Charlotte											
FAU											

GAME-BY-GAME STATISTICS

GAME-BY-GAME PASSING

#12 STOCKSTILL, B.	Att	Comp	Int	Pct	Yards	TD	Long	Sack	Yds	Effic
Alabama A&M	36	30	1	83.3	329	5	42	0	0	200.4
Vanderbilt	65	38	1	58.5	399	3	26	1	7	122.2
TOTALS	101	68	2	67.3	728	8	42	1	7	150.1

#19 URZUA, John	Att	Comp	Int	Pct	Yards	TD	Long	Sack	Yds	Effic
Alabama A&M	17	10	1	58.8	106	1	43	0	0	118.8
TOTALS	17	10	1	58.8	106	1	43	0	0	118.8

GAME-BY-GAME RUSHING

PLAYER	No-Yds/TD	AAMU	VU	BG	LT	UNT	WKU	MIZZ	FIU	UTSA	MU	CHA	FAU
MATHERS, I. RB	20-127/1	7-62/1	13-65/0										
WEST, Terelle RB	17-94/0	15-83/0	2-11/0										
STOCKSTILL, B. QB	7-48/0	2-24/0	5-24/0										
ANDERSON, D. WR	1-29/0	1-29/0	-										
HERROD, J. RB	7-25/0	7-25/0	DNP										
GARNETT, Ruben RB	9-19/0	8-23/0	1--4/0										

GAME-BY-GAME RECEIVING

PLAYER	No-Yds/TD	AAMU	VU	BG	LT	UNT	WKU	MIZZ	FIU	UTSA	MU	CHA	FAU
JAMES, Richie WR	22-256/2	8-73/1	14-183/1										
SMITH, Patrick WR	8-113/2	3-56/1	5-57/1										
LEE, Ty WR	10-95/1	4-42/0	6-53/1										
MATHERS, I. RB	9-83/0	3-20/0	6-63/0										
ANDERSON, D. WR	5-71/1	3-35/1	2-36/0										
ANDREWS, Dennis WR	4-51/1	4-51/1	-										
BLAIR, Ricky WR	1-43/0	1-43/0	DNP										
FRAZIER, D. WR	3-39/1	3-39/1	DNP										
BROWN, Tyshawn	3-33/1	2-27/1	1-6/0										
WALKER, Tristan WR	2-16/0	2-16/0	-										
DUCKSWORTH, R. WR	3-15/0	2-9/0	1-6/0										
GARNETT, Ruben RB	2-13/0	2-13/0	-										
UPTON, Isiah WR	1-5/0	1-5/0	DNP										
WINDHAM, CJ WR	1-4/0	1-4/0	-										
HERROD, J. RB	1-2/0	1-2/0	DNP										
WEST, Terelle RB	3-2/0	-	3-2/0										

GAME-BY-GAME STATISTICS

GAME-BY-GAME TACKLES

TOTAL TACKLES	UA-A	TOT	AAMU	VU	BG	LT	UNT	WKU	MIZZ	FIU	UTSA	MU	CHA	FAU
HARRIS, Darius LB	6-7	13	1-0	5-7										
DALE, Alex	7-4	11	3-0	4-4										
MOFFATT, J.	6-3	9	0-1	6-2										
HUFF, Shaquille DT	2-6	8	1-2	1-4										
HAWKINS, Malik LB	6-2	8	5-1	1-1										
SANDERS, DJ LB	7-1	8	2-1	5-0										
MCBRIDE, Jimal DT	4-4	8	1-0	3-4										
HARGES, Myles LB	3-4	7	3-2	0-2										
MINTER, Mike CB	5-1	6	1-0	4-1										
BROOKS, Khalil LB	4-1	5	3-1	1-0										
CUTRER, Jeremy CB	4-1	5	2-0	2-1										
LIGGINS, D. DE	2-2	4	2-0	0-2										
MELTON, Chris LB	1-3	4	1-0	0-3										
HEARD, D. CB	4-0	4	3-0	1-0										
AKINS, Justin DE	1-2	3	-	1-2										
FELTON, Raynard DT	1-2	3	-	1-2										
RENDER, Tyshun DE	2-1	3	0-1	2-0										
RANDOLPH, D.	2-0	2	2-0	-										
STOCKSTILL, B.	2-0	2	-	2-0										
JONES, Jahmal DE	0-2	2	0-2	-										
MANCIEL, Malik DT	1-1	2	1-1	-										
RHODES, Steven DE	1-1	2	0-1	1-0										
WARD, C. CB	0-1	1	-	0-1										
BROWN, Chris	1-0	1	-	1-0										
GARNETT, Ruben	1-0	1	-	1-0										
PHILPOTS, Trae DE	0-1	1	0-1	DNP										
LINDER, Max	1-0	1	1-0	-										

GAME-BY-GAME SACKS

PLAYER	TOTAL	AAMU	VU	BG	LT	UNT	WKU	MIZZ	FIU	UTSA	MU	CHA	FAU
LIGGINS, D. DE	2.0	2.0-7	-										
HUFF, Shaquille DT	1.0	-	1.0-4										
HARGES, Myles LB	1.0	1.0-1	-										
FELTON, Raynard DT	0.5	-	0.5-5										
BROOKS, Khalil LB	0.5	0.5-3	-										
HAWKINS, Malik LB	0.5	0.5-2	-										
HARRIS, Darius LB	0.5	-	0.5-4										

SCORING DRIVES

MIDDLE TENNESSEE SCORING DRIVES

	NO OF	TOTAL	DRIVE	SCORE	DRIVE	SCORING
OPPONENT	PLAYS	YARDS	TIME	TYPE	TIME/QTR	START PLAY
AAMU	5	61	1:18	TD	13:42/1st	M39 Mathers 32 run
AAMU	6	73	1:56	TD	9:12/1st	M27 Anderson 24 rec
AAMU	9	65	3:51	TD	4:27/1st	M35 Frazier 13 rec
AAMU	3	62	1:08	TD	1:54/1st	M38 Smith 42 rec
AAMU	9	80	2:38	TD	12:47/2nd	M20 James 6 rec
AAMU	7	63	1:56	TD	9:31/2nd	M37 Andrews 7 rec
AAMU	14	55	6:40	FG	1:50/2nd	M37 Rooker 25 FG
AAMU	5	68	2:02	TD	14:20/4th	M32 Brown 16 rec
AAMU	9	25	4:34	FG	8:30/4th	M46 Rooker 46 FG
Vanderbilt	10	45	2:53	FG	8:16/1st	M33 Rooker 39 FG
Vanderbilt	11	79	3:22	TD	2:41/1st	M21 James 1 rec
Vanderbilt	3	7	:50	TD	5:04/2nd	V7 Lee 5 rec
Vanderbilt	8	62	2:30	TD	1:54/3rd	M38 Smith 4 rec

OPPONENT SCORING DRIVES

	NO OF	TOTAL	DRIVE	SCORE	DRIVE	SCORING
OPPONENT	PLAYS	YARDS	TIME	TYPE	TIME/QTR	START PLAY
Vanderbilt	4	-1	1:18	FG	11:15/1st	M13 Openshaw 32 FG
Vanderbilt				Safety	7:15/1st	
Vanderbilt	6	30	2:37	TD	14:57/2nd	M30 Blasingame 3 run
Vanderbilt	3	7	:50	TD	10:42/2nd	M7 Webb 1 run
Vanderbilt	7	75	3:18	TD	1:46/2nd	V25 Webb 3 run
Vanderbilt	7	63	1:00	TD	:19/2nd	V37 Lipscomb 16 rec
Vanderbilt	4	54	1:48	TD	11:33/4th	V46 Blasingame 1 run
Vanderbilt	6	40	2:57	TD	2:32/4th	M40 Rivers 3 run

MISCELLANEOUS STATISTICS

MIDDLE TENNESSEE LONG PLAYS (30 or more yds)

Yards	Type	Player(s)	Opponent
43	Pass	BLAIR, Ricky from URZUA, John	Alabama A&M
*42	Pass	SMITH, Patrick from STOCKSTILL, B.	Alabama A&M
33	KR	ANDERSON, D.	Vanderbilt
*32	Rush	MATHERS, I.	Alabama A&M

* touchdown scored on play

GAME-OPENING DRIVES

OPPONENT	MIDDLE TENNESSEE				OPPONENTS			
	PTS	1ST DNS	YDS	RES	PTS	1ST DNS	YDS	RES
Alabama A&M	7	3	61	TD	0	2	26	Punt
Vanderbilt	0	2	43	Fumble	3	0	-1	FG
Bowling Green								
LA Tech								
North Texas								
WKU								
Missouri								
FIU								
UTSA								
Marshall								
Charlotte								
FAU								

SECOND HALF-OPENING DRIVES

OPPONENT	MIDDLE TENNESSEE				OPPONENTS			
	PTS	1ST DNS	YDS	RES	PTS	1ST DNS	YDS	RES
Alabama A&M	0	2	36	Punt	0	0	4	Punt
Vanderbilt	0	1	15	MFG	0	1	7	Fumble
Bowling Green								
LA Tech								
North Texas								
WKU								
Missouri								
FIU								
UTSA								
Marshall								
Charlotte								
FAU								

RED ZONE

Opponent	Score	Times		Total Pts	TDs	Rush TDs	Pass TDs	FGs Made	Failed to Score Inside RZ					Game
		In RZ	Scored						FGA	Downs	Int	Fumb	Half	
Alabama A&M	55-0	5	5	31	4	0	4	1	0	0	0	0	0	0
Vanderbilt	24-47	4	3	21	3	0	3	0	0	1	0	0	0	0
Bowling Green														
LA Tech														
North Texas														
WKU														
Missouri														
FIU														
UTSA														
Marshall														
Charlotte														
FAU														
Totals		9	8	52	7	0	7	1	0	1	0	0	0	0
8 of 9 (88.9%)														

2016 SUPERLATIVES

INDIVIDUAL GAME HIGHS

Rushes	15	WEST, Terelle vs Alabama A&M (Sept 3, 2016)
Yards Rushing	83	WEST, Terelle vs Alabama A&M (Sept 3, 2016)
TD Rushes	1	MATHERS, I. vs Alabama A&M (Sept 3, 2016)
Long Rush	32	MATHERS, I. vs Alabama A&M (Sept 3, 2016)
Pass attempts	65	STOCKSTILL, B. at Vanderbilt (Sep 10,2016)
Pass completions	38	STOCKSTILL, B. at Vanderbilt (Sep 10,2016)
Yards Passing	399	STOCKSTILL, B. at Vanderbilt (Sep 10,2016)
TD Passes	5	STOCKSTILL, B. vs Alabama A&M (Sept 3, 2016)
Long Pass	43	URZUA, John vs Alabama A&M (Sept 3, 2016)
Receptions	14	JAMES, Richie at Vanderbilt (Sep 10,2016)
Yards Receiving	183	JAMES, Richie at Vanderbilt (Sep 10,2016)
TD Receptions	1	JAMES, Richie vs Alabama A&M (Sept 3, 2016)
		FRAZIER, D. vs Alabama A&M (Sept 3, 2016)
		ANDREWS, Dennis vs Alabama A&M (Sept 3, 2016)
		ANDERSON, D. vs Alabama A&M (Sept 3, 2016)
		BROWN, Tyshawn vs Alabama A&M (Sept 3, 2016)
		SMITH, Patrick vs Alabama A&M (Sept 3, 2016)
		JAMES, Richie at Vanderbilt (Sep 10,2016)
		LEE, Ty at Vanderbilt (Sep 10,2016)
		SMITH, Patrick at Vanderbilt (Sep 10,2016)
Long Reception	43	BLAIR, Ricky vs Alabama A&M (Sept 3, 2016)
Field Goals	2	ROOKER, Canon vs Alabama A&M (Sept 3, 2016)
Long Field Goal	46	ROOKER, Canon vs Alabama A&M (Sept 3, 2016)
Punts	3	BONADIES, Matt vs Alabama A&M (Sept 3, 2016)
		BONADIES, Matt at Vanderbilt (Sep 10,2016)
Punting Avg	42.3	BONADIES, Matt at Vanderbilt (Sep 10,2016)
Long Punt	44	BONADIES, Matt at Vanderbilt (Sep 10,2016)
Punts inside 20	1	BONADIES, Matt vs Alabama A&M (Sept 3, 2016)
		STOCKSTILL, B. at Vanderbilt (Sep 10,2016)
Long Punt Return	21	JAMES, Richie vs Alabama A&M (Sept 3, 2016)
Long Kickoff Return	33	ANDERSON, D. at Vanderbilt (Sep 10,2016)
Tackles	12	HARRIS, Darius at Vanderbilt (Sep 10,2016)
Sacks	2.0	LIGGINS, D. vs Alabama A&M (Sept 3, 2016)
Tackles For Loss	2.0	LIGGINS, D. vs Alabama A&M (Sept 3, 2016)
		MCBRIDE, Jimal at Vanderbilt (Sep 10,2016)
Interceptions	1	EVANS, Deontay vs Alabama A&M (Sept 3, 2016)

TEAM GAME HIGHS

Rushes	40	vs Alabama A&M (Sept 3, 2016)
Yards Rushing	246	vs Alabama A&M (Sept 3, 2016)
Yards Per Rush	6.2	vs Alabama A&M (Sept 3, 2016)
TD Rushes	1	vs Alabama A&M (Sept 3, 2016)
Pass attempts	65	at Vanderbilt (Sep 10,2016)
Pass completions	40	vs Alabama A&M (Sept 3, 2016)
Yards Passing	435	vs Alabama A&M (Sept 3, 2016)
Yards Per Pass	8.2	vs Alabama A&M (Sept 3, 2016)
TD Passes	6	vs Alabama A&M (Sept 3, 2016)
Total Plays	93	vs Alabama A&M (Sept 3, 2016)
Total Offense	681	vs Alabama A&M (Sept 3, 2016)
Yards Per Play	7.3	vs Alabama A&M (Sept 3, 2016)
Points	55	vs Alabama A&M (Sept 3, 2016)
Sacks By	4	vs Alabama A&M (Sept 3, 2016)
First Downs	35	vs Alabama A&M (Sept 3, 2016)
Penalties	9	vs Alabama A&M (Sept 3, 2016)
		at Vanderbilt (Sep 10,2016)
Penalty Yards	92	at Vanderbilt (Sep 10,2016)
Turnovers	2	vs Alabama A&M (Sept 3, 2016)
		at Vanderbilt (Sep 10,2016)
Interceptions By	1	vs Alabama A&M (Sept 3, 2016)
Punts	4	at Vanderbilt (Sep 10,2016)
Punting Avg	38.5	at Vanderbilt (Sep 10,2016)
Long Punt	44	at Vanderbilt (Sep 10,2016)
Punts inside 20	1	vs Alabama A&M (Sept 3, 2016)
		at Vanderbilt (Sep 10,2016)
Long Punt Return	21	vs Alabama A&M (Sept 3, 2016)

OPPONENT INDIVIDUAL GAME HIGHS

Rushes	29	Ralph Webb, at Vanderbilt (Sep 10,2016)
Yards Rushing	211	Ralph Webb, at Vanderbilt (Sep 10,2016)
TD Rushes	2	K. Blasingame, at Vanderbilt (Sep 10,2016)
		Ralph Webb, at Vanderbilt (Sep 10,2016)
Long Rush	49	Ralph Webb, at Vanderbilt (Sep 10,2016)
Pass attempts	28	Kyle Shurmur, at Vanderbilt (Sep 10,2016)
Pass completions	15	Kyle Shurmur, at Vanderbilt (Sep 10,2016)
Yards Passing	113	Kyle Shurmur, at Vanderbilt (Sep 10,2016)
TD Passes	1	Kyle Shurmur, at Vanderbilt (Sep 10,2016)
Long Pass	23	Kyle Shurmur, at Vanderbilt (Sep 10,2016)
Receptions	4	Trent Sherfield, at Vanderbilt (Sep 10,2016)
Yards Receiving	32	Jared Pinkney, at Vanderbilt (Sep 10,2016)
TD Receptions	1	Kalija Lipscomb, at Vanderbilt (Sep 10,2016)
Long Reception	23	Jared Pinkney, at Vanderbilt (Sep 10,2016)
Field Goals	1	Tommy Openshaw, at Vanderbilt (Sep 10,2016)

Long Field Goal	32	Tommy Openshaw, at Vanderbilt (Sep 10,2016)
Punts	13	Nick Carden, vs Alabama A&M (Sept 3, 2016)
Punting Avg	49.2	Sam Loy, at Vanderbilt (Sep 10,2016)
Long Punt	59	Sam Loy, at Vanderbilt (Sep 10,2016)
Punts inside 20	3	Sam Loy, at Vanderbilt (Sep 10,2016)
Long Punt Return	11	Kalija Lipscomb, at Vanderbilt (Sep 10,2016)
Long Kickoff Return	47	Darius Sims, at Vanderbilt (Sep 10,2016)
Tackles	12	Tere Calloway, vs Alabama A&M (Sept 3, 2016)
Sacks	1.0	Oren Burks, at Vanderbilt (Sep 10,2016)
Tackles For Loss	2.0	Alijah Jordan, vs Alabama A&M (Sept 3, 2016)
Interceptions	1	Devonte Simon, vs Alabama A&M (Sept 3, 2016)
		Mike Mills, vs Alabama A&M (Sept 3, 2016)
		Oren Burks, at Vanderbilt (Sep 10,2016)

OPPONENT TEAM GAME HIGHS

Rushes	45	at Vanderbilt (Sep 10,2016)
Yards Rushing	231	at Vanderbilt (Sep 10,2016)
Yards Per Rush	5.1	at Vanderbilt (Sep 10,2016)
TD Rushes	5	at Vanderbilt (Sep 10,2016)
Pass attempts	28	at Vanderbilt (Sep 10,2016)
Pass completions	15	at Vanderbilt (Sep 10,2016)
Yards Passing	113	at Vanderbilt (Sep 10,2016)
Yards Per Pass	4.0	at Vanderbilt (Sep 10,2016)
TD Passes	1	at Vanderbilt (Sep 10,2016)
Total Plays	73	at Vanderbilt (Sep 10,2016)
Total Offense	344	at Vanderbilt (Sep 10,2016)
Yards Per Play	4.7	at Vanderbilt (Sep 10,2016)
Points	47	at Vanderbilt (Sep 10,2016)
Sacks By	1	at Vanderbilt (Sep 10,2016)
First Downs	20	at Vanderbilt (Sep 10,2016)
Penalties	6	vs Alabama A&M (Sept 3, 2016)
Penalty Yards	40	at Vanderbilt (Sep 10,2016)
Turnovers	1	vs Alabama A&M (Sept 3, 2016)
		at Vanderbilt (Sep 10,2016)
Interceptions By	2	vs Alabama A&M (Sept 3, 2016)
Punts	13	vs Alabama A&M (Sept 3, 2016)
Punting Avg	39.4	at Vanderbilt (Sep 10,2016)
Long Punt	59	at Vanderbilt (Sep 10,2016)
Punts inside 20	3	at Vanderbilt (Sep 10,2016)
Long Punt Return	11	at Vanderbilt (Sep 10,2016)

THE LAST TIME ...

MIDDLE TENNESSEE

SHUT OUT AN OPPONENT: September 3, 2016, vs Alabama A&M. Score: 55-0
HAD AN OFFENSIVE DRIVE OF 90 OR MORE YARDS: November 14, 2015 vs FAU (90 yards, TD)
RUSHED FOR MORE THAN 300 YARDS: September 19, 2015, vs Charlotte (316 yards)
RUSHED FOR MORE THAN 400 YARDS: November 7, 1998, vs Tennessee-Martin (469 yards)
PASSED FOR MORE THAN 300 YARDS: September 10, 2016, vs Vanderbilt (399 yards)
HAD MORE THAN 500 YARDS TOTAL OFFENSE: September 3, 2016, vs Alabama A&M (681 yards)
HAD MORE THAN 600 YARDS TOTAL OFFENSE: September 3, 2016, vs Alabama A&M (681 yards)
SCORED MORE THAN 50 POINTS: September 3, 2016, vs Alabama A&M (55 points)
SCORED ON ITS FIRST PLAY FROM SCRIMMAGE: August 29, 2013 vs Western Carolina (Jordan Parker 65-yard run)
FAILED TO HAVE AT LEAST 150 YARDS OF TOTAL OFFENSE: September 15, 2007 vs LSU (90 yards)
FAILED TO RUSH FOR MORE THAN 100 YARDS: October 24, 2015 vs LA Tech (24 carries, 33 yards)
FAILED TO PASS FOR MORE THAN 100 YARDS: November 29, 2014 vs UTEP (99 yards)
HELD AN OPPONENT TO LESS THAN 100 YARDS RUSHING: September 3, 2016, vs Alabama A&M (92 yards)
HELD AN OPPONENT TO LESS THAN 100 YARDS PASSING: September 3, 2016, vs Alabama A&M (54 yards)
HELD AN OPPONENT TO LESS THAN 200 YARDS TOTAL OFFENSE: September 3, 2016, vs Alabama A&M (146 yards)
HELD AN OPPONENT TO LESS THAN 300 YARDS TOTAL OFFENSE: September 3, 2016, vs Alabama A&M (146 yards)
RETURNED A KICKOFF FOR A TOUCHDOWN: November 1, 2012 vs WKU (Reggie Whatley - 96 yards)
RETURNED OPENING KICKOFF FOR A TOUCHDOWN: October 6, 2006 vs Louisville (Damon Nickson - 88 yards)
RETURNED A PUNT FOR A TOUCHDOWN: September 26, 2014 vs ODU (Kevin Byard - 76 yards)
RETURNED A BLOCKED PUNT FOR A TOUCHDOWN: October 24, 2013 vs Marshall (Chris Brown - 3 yards)
BLOCKED AN OPPONENT PUNT: September 10, 2016 vs Vanderbilt (Malik Manciel)
BLOCKED A FIELD GOAL: November 7, 2015 vs Marshall (Jeremy Cutrer)
RETURNED BLOCKED FIELD GOAL FOR A TOUCHDOWN: September 5, 2015 vs Jackson State (Jamarcus Howard - 63 yards)
RETURNED A PASS INTERCEPTION FOR A TOUCHDOWN: November 28, 2015, vs UTSA (Alex Dale - 34 yards)
RETURNED A FUMBLE FOR A TOUCHDOWN: August 30, 2014 vs Savannah State (Trey Wafford - 20 yards)
SCORED A SAFETY: September 26, 2015, vs Illinois
SCORED A 2-POINT CONVERSION: November 24, 2012 vs Troy (Jacob Corbaley pass from Logan Kilgore)
SCORED ON OFFENSE, DEFENSE AND SPECIAL TEAMS: August 30, 2014 vs Savannah State
SCORED ON GAMES FINAL PLAY FOR WIN: October 24, 2013 vs Marshall (9-yard TD reception by Tavarres Jefferson 0:00 on clock) Final Score: MT 51, Marshall 49
PLAYER RUSHED FOR MORE THAN 100 YARDS: November 14, 2015, FAU (Shane Tucker - 103)
TWO PLAYERS RUSHED FOR MORE THAN 100 YARDS: November 29, 2014, UTEP (Austin Grammer - 106; Shane Tucker - 101)
PLAYER RUSHED FOR MORE THAN 200 YARDS: October 13, 2012, vs FIU (Benny Cunningham - 230 yards)
PLAYER HAD 100 OR MORE YARDS RECEIVING: September 10, 2016, vs Vandy (Richie James - 183 yards)
TWO PLAYERS HAD 100 OR MORE RECEIVING YARDS: September 26, 2015, vs Illinois (Ed Batties - 175, Richie James - 141 yards)
HAD 300-YD PASSER, 100-YD RECEIVER, 100-YD RUSHER: November 14, 2015 (Brent Stockstill 301 passing, Richie James 198 receiving, Shane Tucker 103 rushing)
PLAYED AN OVERTIME GAME: November 7, 2015 vs Marshall (MT 27, Marshall 24; 3 OT)

OPPONENT

MIDDLE TENNESSEE WAS SHUT OUT: December 1, 2012 vs Arkansas State. Score: 45-0
RUSHED FOR MORE THAN 250 YARDS: December 24, 2015 by WMU (282 yards)
RUSHED FOR MORE THAN 400 YARDS: December 3, 2011, by North Texas (464 yards)
PASSED FOR MORE THAN 300 YARDS: December 24, 2015, by WMU (331 yards)
PASSED FOR MORE THAN 400 YARDS: October 10, 2015, by WKU (428 yards)
HAD MORE THAN 500 YARDS TOTAL OFFENSE: December 24, 2015, by WMU (613 yards)
HAD MORE THAN 600 YARDS TOTAL OFFENSE: December 24, 2015, by WMU (613 yards)
HELD MT TO LESS THAN 100 YARDS OF TOTAL OFFENSE: September 15, 2007 vs LSU (90 yards)
HELD MT TO LESS THAN 50 TOTAL RUSHING YARDS: October 24, 2015, LA Tech (33 yards)
HELD MT TO LESS THAN 100 TOTAL PASSING YARDS: November 29, 2014 vs UTEP (99 yards)
SCORED 50 POINTS: October 10, 2015 by WKU: Score: 58-28
RETURNED A KICKOFF FOR A TOUCHDOWN: September 19, 2015, by Charlotte (Uriah LeMay - 48 yards)
RETURNED A PUNT FOR A TOUCHDOWN: September 27, 2013, by BYU (JD Falslev - 71 yards)
SCORED ON A KICKOFF AND PUNT RETURN IN SAME GAME: September 5, 2009, by Clemson
RETURNED A BLOCKED PUNT FOR A TOUCHDOWN: Sept. 26, 2015, Illinois (C. Fejedelem)
BLOCKED A PUNT: September 26, 2015, Illinois (Caleb Day)
BLOCKED A FIELD GOAL: October 12, 2013, by North Texas (Zach Orr)
BLOCKED A PAT: October 6, 2011 by WKU
RETURNED A PASS INTERCEPTION FOR A TOUCHDOWN: November 15, 2014, by FIU (Davison Colimon - 79 yards)
RETURNED A FUMBLE FOR A TOUCHDOWN: September 20, 2014, vs Memphis (Bobby McCain - 59 yards)
SCORED A SAFETY: September 10, 2016 by Vanderbilt
SCORED A TWO-POINT CONVERSION: October 17, 2015 (FIU)
PLAYER RUSHED FOR 100 YARDS: September 10, 2016, Vandy (Ralph Webb - 211 yards)
HAD OVER 130 YARDS IN PUNT RETURNS: September 5, 2009, by Clemson (5-135 yards)

2016 PARTICIPATION

2016 PARTICIPATION CHART

No.	Name	GP/GS	AAMU	VU	BG	LT	UNT	WKU	MIZZ	FIU	UTSA	MU	CHA	FAU	C-USA
91	AKINS, Justin	2/-	XXX	XXX											
25	ANDERSON, D.	2/1	XXX	START											
20	ANDREWS, Dennis	2/-	XXX	XXX											
74	BEHANAN, Robert	2/-	XXX	XXX											
87	BLAIR, Ricky	1/-	XXX	...											
9A	BONADIES, Matt	2/-	XXX	XXX											
73	BREWER, C.	2/2	START	START											
16	BROOKS, Khalil	2/-	XXX	XXX											
23	BROWN, Chris	2/-	XXX	XXX											
34	BROWN, Tyshawn	2/-	XXX	XXX											
3A	CARDWELL, Jim	2/-	XXX	XXX											
63	CHESTER, Josh	2/2	START	START											
8	CUTRER, Jeremy	2/2	START	START											
22	DALE, Alex	2/2	START	START											
86	DUCKSWORTH, R.	2/-	XXX	XXX											
53	EADS, William	2/-	XXX	XXX											
45	EVANS, Deontay	2/-	XXX	XXX											
97	FELTON, Raynard	2/-	XXX	XXX											
13	FRAZIER, D.	1/1	START	...											
27	GARNETT, Ruben	2/-	XXX	XXX											
59	HALE, Chris	1/1	START	...											
75	HAMILTON, Lucas	2/-	XXX	XXX											
33	HARGES, Myles	2/2	START	START											
30	HARRIS, Darius	2/2	START	START											
68	HARRIS, Luke	1/-	XXX	...											
38	HAWKINS, Malik	2/-	XXX	XXX											
28	HEARD, D.	2/-	XXX	XXX											
44	HERROD, J.	1/-	XXX	...											
19	HOLT, Crews	1/-	XXX	...											
51	HUFF, Shaquille	2/2	START	START											
3	JAMES, Richie	2/2	START	START											
55	JOHNSON, Carlos	2/2	START	START											
43	JONES, Jahmal	2/1	XXX	START											
2A	KELLEY, Robert	1/-	XXX	...											
24	LEE, Ty	2/2	START	START											
85	LIGGINS, D.	2/-	XXX	XXX											
48	LINDER, Max	2/-	XXX	XXX											
93	MANCIEL, Malik	2/-	XXX	XXX											
4	MATHERS, I.	2/2	START	START											
99	MCBRIDE, Jimal	2/2	START	START											
32	MELTON, Chris	2/-	XXX	XXX											
6	MINTER, Mike	2/2	START	START											
7	MOFFATT, J.	2/2	START	START											
95	PHILPOTS, Trae	1/-	XXX	...											
29	RANDOLPH, D.	2/-	XXX	XXX											
94	RENDER, Tyshun	2/-	XXX	XXX											
49	RHODES, Steven	2/2	START	START											
65	ROGERS, Hunter	2/-	XXX	XXX											
15	ROOKER, Canon	2/-	XXX	XXX											
57	ROTH, Jonathan	1/-	XXX	...											
31	SANDERS, DJ	2/2	START	START											
56	SHAKIR, M.	2/2	START	START											
18	SMITH, Jevontey	1/-	XXX	...											
37	SMITH, Patrick	2/2	START	START											
83	SMITH, Sean	1/-	XXX	...											
66	STEPHENS, D.	2/2	START	START											
12	STOCKSTILL, B.	2/2	START	START											
70	TRENT, Conner	1/-	XXX	...											
9	UPTON, Isiah	1/-	XXX	...											
1A	URZUA, John	1/-	XXX	...											
47	WALKER, Tristan	2/-	XXX	XXX											
46	WALKER, Vernon	2/-	XXX	XXX											
2	WARD, C.	2/-	XXX	XXX											
35	WEST, Terelle	2/-	XXX	XXX											
41	WILSON, Azar	2/-	XXX	XXX											
81	WINDHAM, CJ	2/-	XXX	XXX											

GAME HIGHS IN FBS ERA

Category	MT Individual Single-Game Highs		OPPONENT Individual Single-Game Highs	
SCORING				
Points	36	Hicks vs La. Tech, 10/7/00; P. Tanner vs UNT, 11/22/08	24	by 4 players. Most recent Jamauri Bogan, WMU, 2015
Touchdowns	6	Hicks vs La. Tech, 10/7/00; P. Tanner vs UNT, 11/22/08	4	by 4 players. Most recent Jamauri Bogan, WMU, 2015
Field Goals	3	by four players (last Cody Clark vs WKU, 2014)	4	by G. Schwettman, WKU, 9/13/14
Extra Points	10	Brian Kelly vs Idaho, 10/6/01; Cody Clark (twice)	17	by G. Schwettman, WKU, 9/13/14
RUSHING				
Attempts	37	Dwone Hicks vs Vanderbilt, 8/30/01	40	Lance Dunbar, North Texas, 12/3/11
Net Yards	311	Dwone Hicks vs La. Tech, 10/7/00	313	Lance Dunbar, North Texas, 12/3/11
Touchdowns	6	Dwone Hicks vs La. Tech, 10/7/00	4	Lance Dunbar, N. Texas, 2011; J. Bogan, WMU, 2015
PASSING				
Completions	38	Brent Stockstill vs Vandy, 9/10/16	49	Brian Lindgren, Idaho, 10/6/01
Attempts	65	Brent Stockstill vs Vandy, 9/10/16	71	Brian Lindgren, Idaho, 10/6/01
Yards	459	Wes Counts vs Idaho, 10/6/01	637	Brian Lindgren, Idaho, 10/6/01
Touchdowns	6	Wes Counts vs Idaho, 10/6/01	5	Brian Lindgren, Idaho, 10/6/01
Interceptions	4	Dwight Dasher, three times	4	E. Jacobs, ASU, 11/20/03; J. Babb, ULL, 10/28/06
TOTAL OFFENSE				
Yards	471	Joe Craddock vs ULM, 11/3/07	657	Brian Lindgren, Idaho, 10/6/01
RECEIVING				
Receptions	14	Richie James vs Vandy, 9/10/16	15	Chris Lacy, Idaho, 10/6/01
Yards	198	Richie James vs FAU, 11/14/2015	221	Chris Lacy, Idaho, 10/6/01
Touchdowns	3	K. Wright (twice), T. Calico (twice); E. Batties vs Charlotte, 2015	3	by four players
DEFENSE				
Tackles	18	Mario Kelso vs Arizona, 9/11/99	16	Jesse Busta, USU, 11/30/02
Sacks	4	Jamari Lattimore vs Louisiana, 9/25/10	3	A. Dorisme, NMSU, 10/11/03; T. Kautai, BYU, 2014
Interceptions	4	Damon Nickson vs ULL, 10/28/06	2	by three players

LONG PLAYS IN THE FBS (I-A) ERA

Category	MIDDLE TENNESSEE Long Plays		OPPONENT Long Plays	
RUSH	*98	Jordan Parker vs Troy, 11/24/12	*88	B. Wallace, USC, 11/18/06; V. Anderson, UL 10/18/08
PASS	*94	Joe Craddock vs ULM, 11/3/07	*81	Brian Brohm, UL, 9/6/07
RECEPTION	*94	Jonathan Grigsby vs ULM, 11/3/07	*81	Gary Barnidge, UL, 9/6/07
KICKOFF RETURN	*97	Eric Russell vs WKU, 11/20/10	*96	C.J. Spiller, Clemson, 9/5/2009
PUNT RETURN	*76	Kevin Byard vs ODU, 9/26/14	*80	Dennis Northcutt, Arizona, 11/11/99
INTERCEPTION RETURN	*89	Michael Woods vs NMSU, 10/11/03	*99	Maurice Holman, UNT, 9/10/05
PUNT	79	Colby Smith vs FIU, 8/31/06	81	Scott Arellano, BYU, 11/1/2014
FIELD GOAL	55	A. Gendreau vs Louisiana 9/25/10	53	Zach Olen, North Texas, 11/13/10

*Touchdown Plays

INDIVIDUAL CAREER-HIGHS

1 Shane Tucker

Most Rushing Attempts.....25 vs FAU, 2015
 Most Rushing Yds 103 vs USM, 2013; FAU, 2015
 Most Rushing TDs 2 vs FIU USM, 2013; UTEP, 2014
 Longest Run48 vs FIU, 2013
 Most Receptions.....6 vs USM, 2014
 Most Receiving Yards.....78 vs USM, 2014
 Longest Reception52 vs WKU, 2014

2 Charvarius Ward

Most Tackles1 vs Vandy, 2016
 Most Solo Tackles.....TBD
 Most Tackles for Loss.....TBD
 Most Pass BreakupsTBD
 Most Interceptions.....TBD
 Forced Fumble.....TBD

3 Richie James

Most Pass Receptions.....14 vs Vandy, 2016
 Most Yards Receiving.....198 vs FAU, 2015
 Longest Reception69 vs FAU, 2015
 Most TD Receptions.....2, three times, 2015

6 Mike Minter

Most Tackles16 vs Marshall, 2015
 Most Solo Tackles.....13.0 vs Marshall, 2015
 Most Tackles for Loss.....2.0 vs UTSA, 2015
 Most Pass Breakups3 vs Marshall, 2015
 Quarterback Sacks1 vs Vandy, 2015
 Most Interceptions.....1 vs FIU, 2015
 Forced Fumble1 vs Vandy, 2015

7 Jovante Moffatt

Most Tackles8 vs Vandy, 2016
 Most Solo Tackles.....6 vs Vandy, 2016
 Most Tackles for Loss.....1.0 vs Vandy, 2016
 Most Pass Breakups0
 Most Interceptions.....0
 Forced Fumble0

8 Jeremy Cutrer

Most Tackles8 vs Alabama, 2015
 Most Solo Tackles.....6 vs Alabama, 2015
 Most Tackles for Loss.....1.0, three times, 2015
 Most Sacks1.0 vs LA Tech, 2015
 Most Pass Breakups3, twice
 Most Interceptions.....2 vs Charlotte, 2015
 Forced Fumbles0
 Fumble Recovery1 vs Charlotte, 2015
 Blocks ... 1 vs JSU, 2015 (punt), vs Marshall (FG)

9 Isiah Upton

Most Pass Receptions.....1 vs AAMU, 2016
 Most Yards Receiving.....5 vs AAMU, 2016
 Longest Reception5 vs AAMU, 2016
 Most TD Receptions.....TBD

11 Peter Bailey

Most Tackles1.5 vs JSU, 2015
 Most Solo Tackles1, three times, 2015
 Most Tackles for Loss.....0
 Most Pass Breakups0
 Most Interceptions.....0
 Forced Fumbles0
 Fumble Recovery0

12 Brent Stockstill

Most Pass Attempts65 vs Vandy, 2016
 Most Pass Completions38 vs Vandy, 2016
 Most Passing Yards.....399 vs Vandy, 2016
 Most TD Passes.....5, twice
 Longest Completion76 vs Charlotte, 2015
 Most Rushing Attempts.....9 vs WMU, 2015
 Most Rushing Yards29 vs Alabama, 2015

Most Rushing TDs1 vs FIU, 2015
 Longest Run23 vs WMU 2015

13 Demetrius Frazier

Most Pass Receptions.....7 vs Memphis, 2014
 Most Yards Receiving.....96 vs Memphis, 2014
 Longest Reception33 vs SSU, 2014
 Most TD Receptions.....1, twice

15 Canon Rooker

Most Field Goals.....2 vs AAMU, 2016
 Longest FG46 vs AAMU, 2016
 Consecutive Made FGs2, 2016
 Most Points13 vs AAMU, 2016
 Consecutive PATs10, 2016

16 Khalil Brooks

Most Tackles4 vs AAMU, 2016
 Most Solo Tackles.....3 vs AAMU, 2016
 Most Tackles for Loss.....0.5 vs AAMU, 2016
 Most QB Sacks.....0.5 vs AAMU, 2016
 Fumble Recovery0
 Forced Fumble0

20 Dennis Andrews

Most Pass Receptions.....4 vs AAMU, 2016
 Most Yards Receiving.....51 vs AAMU, 2016
 Longest Reception25 vs AAMU, 2016
 Most TD Receptions.....1 vs AAMU, 2016

22 Alex Dale

Most Tackles8 vs Vandy, 2016
 Most Solo Tackles.....4 vs Vandy, 2016
 Most Pass Breakups2 vs USM, 2014
 Quarterback Sacks1 vs Charlotte, 2015
 Forced Fumble1, three times
 Interceptions1, twice

23 Chris Brown

Most Tackles7 vs ODU, 2014
 Most Solo Tackles.....4 vs WKU, 2014
 Most Pass Breakups2 vs Marshall, 2013
 Fumble Recovery1 vs FAU, 2013

24 Ty Lee

Most Pass Receptions.....6 vs Vandy, 2016
 Most Yards Receiving.....53 vs Vandy, 2016
 Longest Reception19 vs Vandy, 2016
 Most TD Receptions.....1 vs Vandy, 2016

25 Desmond Anderson

Most Rushing Attempts.....29 vs FIU, 2015
 Most Rushing Yards144 vs FIU, 2015
 Most Rushing TDs3 vs FIU, 2015
 Longest Run20 vs Marshall, 2015
 Most Pass Receptions.....3 vs AAMU, 2016
 Most Yards Receiving.....42 vs Marshall, 2015
 Longest Reception42 vs Marshall, 2015

27 Ruben Garnett

Most Rushing Attempts ..10 vs Jackson St., 2015
 Most Rushing Yards45 vs Jackson St., 2015
 Most Rushing TDs1 vs Jackson St., 2015
 Longest Run13 vs Jackson St., 2015
 Most Pass Receptions.....2 vs AAMU, 2016
 Most Yards Receiving.....13 vs AAMU, 2016
 Longest Reception15 vs AAMU, 2016

28 Dontavious Heard

Most Tackles5 vs Alabama, 2015
 Most Solo Tackles.....3 vs AAMU, 2016
 Most Tackles for Loss.....1.0 vs Alabama, 2015
 Most Pass Breakups1, four times
 Most Interceptions.....0

Forced Fumbles0
 Fumble Recovery0

29 Darryl Randolph

Most Tackles4 vs FIU, 2015
 Most Solo Tackles.....4 vs FIU, 2015
 Most Tackles for Loss.....0
 Most Pass Breakups1, three times
 Most Interceptions.....TBD

30 Darius Harris

Most Tackles12 vs Vandy, 2016
 Most Solo Tackles.....5 vs Vandy, 2015 & 2016
 Most Tackles for Loss.....1.5 vs Vandy, 2016
 Most Pass Breakups1, three times
 Most Interceptions.....1 vs Charlotte, 2015
 Forced Fumble1, twice
 Fumble Recovery1 vs Vandy, 2016

31 DJ Sanders

Most Tackles6 vs Marshall, 2015
 Most Solo Tackles.....5, twice
 Most Tackles for Loss.....0
 Most Pass Breakups1, three times
 Most Interceptions.....1, twice
 Forced Fumbles1, twice
 Fumble Recovery1 vs UNT, 2015

32 Chris Melton

Most Tackles6 vs WMU, 2015
 Most Solo Tackles.....3 vs Jackson St., 2015
 Most Tackles for Loss.....0
 Most Pass Breakups0
 Most Interceptions.....0

33 Myles Harges

Most Tackles5 vs AAMU, 2016
 Most Solo Tackles.....3 vs AAMU, 2016
 Most Tackles for Loss.....1.0 vs AAMU, 2016
 Most QB Sacks.....1.0 vs AAMU, 2016
 Most Pass Breakups0
 Most Interceptions.....1 vs Charlotte, 2015

34 Tyshawn Brown

Most Pass Receptions.....2 vs AAMU, 2016
 Most Yards Receiving.....27 vs AAMU, 2016
 Longest Reception16 vs AAMU, 2016
 Most TD Receptions.....1 vs AAMU, 2016

35 Terelle West

Most Rushing Attempts.....15 vs AAMU, 2016
 Most Rushing Yards83 vs AAMU, 2016
 Most Rushing TDs0
 Longest Run18 vs AAMU, 2016
 Most Pass Receptions.....0
 Most Yards Receiving.....0
 Longest Reception0

44 J'Vonte Herrod

Most Rushing Attempts.....7 vs AAMU, 2016
 Most Rushing Yards25 vs AAMU, 2016
 Most Rushing TDs0
 Longest Run9 vs AAMU, 2016

45 Deontay Evans

Most Tackles0
 Most Solo Tackles.....0
 Most Tackles for Loss.....0
 Most Pass Breakups0
 Most Interceptions.....1 vs AAMU, 2016
 Forced Fumble0

49 Steven Rhodes

Most Tackles7 vs FAU, 2014

Most Solo Tackles...5 vs FAU, 2014; vs MU, 2015
 Most Tackles for Loss.....2.0 vs UTSA, 2015
 Quarterback Sacks2.0 vs UTSA, 2015
 Fumble Recovery1 vs Charlotte, 2015
 Forced Fumble ...1 vs MU, 2014; Charlotte, 2015

51 Shaquille Huff

Most Tackles6 vs Navy, 2013
 Most Solo Tackles.....4.0 vs FIU, 2015
 Most Tackles for Loss.....3 vs USM, 2013
 Most Sacks2 vs USM, 2013
 Forced Fumbles1, twice
 Fumble Recovery1 vs UTSA, 2015

59 Chris Hale

Most Tackles7 vs Marshall, 2015
 Most Solo Tackles.....7 vs Marshall, 2015
 Most Tackles for Loss.....2.0 vs Marshall, 2015
 Most Sacks1, five times
 Forced Fumbles1 vs North Texas, 2015

83 Sean Smith

Most Pass Receptions.....1 vs FIU, FAU, 2015
 Most Yards Receiving.....19 vs FAU, 2015
 Longest Reception19 vs FAU, 2015
 Most TD Receptions.....0

84 Terry Pettis

Most Pass Receptions.....5 vs WKU, MU, 2015
 Most Yards Receiving.....167 vs Charlotte, 2015
 Longest Reception76 vs Charlotte, 2015
 Most TD Receptions.....2 vs Charlotte, 2015

85 Darrius Liggins

Most Tackles2 vs AAMU, Vandy, 2016
 Most Solo Tackles2 vs AAMU, 2016
 Most Tackles for Loss.....2.0 vs AAMU, 2016
 Most QB Sacks.....2.0 vs AAMU, 2016
 Most Pass BreakupsTBD
 Most Interceptions.....TBD
 Forced FumbleTBD

86 Rod Ducksworth

Most Pass Receptions.....3 vs FIU, 2015
 Most Yards Receiving.....76 vs FIU, 2015
 Longest Reception46 vs FIU, 2015
 Most TD Receptions.....1 vs Alabama, 2015

91 Justin Akins

Most Tackles3, twice
 Most Solo Tackles2 vs UNT, 2015
 Most Tackles for Loss.....1.0 vs JSU, 2015
 Most QB Sacks.....1.0 vs JSU, 2015
 Most Interceptions.....1 vs WMU, 2015
 Fumble Recovery0
 Forced Fumble0

93 Malik Manciel



Most Tackles2 vs AAMU, 2016
 Most Solo Tackles1 vs AAMU, 2016
 Most Tackles for Loss.....0
 Most QB Sacks.....0
 Fumble Recovery0
 Forced Fumble0
 Blocked Kicks.....Punt vs Vandy, 2016

97 Raynard Felton

Most Tackles3, nine times
 Most Solo Tackles.....3.0 vs Vandy, FIU, 2015
 Most Tackles for Loss.1.0 vs Charlotte, VU, 2015
 Most Sacks0.5 vs Vandy, 2016
 Most Pass Breakups1 vs Charlotte, ILL, 2015
 Most Interceptions.....0
 Forced Fumbles 1 vs UTEP, 2014; vs WKU, 2015
 Fumble Recovery0
 Blocked Kick.....1 vs SSU, 2014 (FG)

99 Jimal McBride

Most Tackles7 vs Vanderbilt, 2016
 Most Solo Tackles.....4, three times
 Most Tackles for Loss.....2.0, four times
 Most QB Sacks.....1.0, three times
 Fumble Recovery0
 Forced Fumble0

GAME #1	
 Alabama A&M	0
 Middle Tennessee	55
September 3, 2016 Murfreesboro, TN Floyd Stadium 19,967 3:03 83 degrees	

Score by Quarters	1	2	3	4	Score
Alabama A&M	0	0	0	0	0
Middle Tennessee	28	17	0	10	55

1st 13:42 MT Mathers 32 run (Rooker PAT), 5-61, 1:18
 1st 9:12 MT Anderson 24 pass from Stockstill (Rooker PAT), 6-73, 3:56
 1st 4:27 MT Frazier 13 pass from Stockstill (Rooker PAT), 9-65, 3:51
 1st 1:54 MT Smith 42 pass from Stockstill (Rooker PAT), 3-62, 1:08
 2nd 12:47 MT James 6 pass from Stockstill (Rooker PAT), 9-90, 2:38
 2nd 9:31 MT Andrews 7 pass from Stockstill (Rooker PAT), 7-63, 1:56
 2nd 1:50 MT Rooker 25 FG, 14-55, 6:40
 4th 14:20 MT Brown 16 pass from Urzua (Rooker PAT), 5-68, 2:02
 4th 8:30 MT Rooker 46 FG, 9-25, 4:34

	AAMU	MT
FIRST DOWNS	6	35
Rushing.....	3	12
Passing.....	2	22
Penalty.....	1	1
NET YARDS RUSHING	92	246
Rushing Attempts.....	27	40
Average Per Rush.....	3.4	6.2
Rushing Touchdowns.....	0	1
Yards Gained Rushing.....	107	261
Yards Lost Rushing.....	15	15
NET YARDS PASSING	54	435
Completions-Attempts-Int.....	9-24-1	40-53-2
Average Per Attempt.....	2.2	8.2
Average Per Completion.....	6.0	10.9
Passing Touchdowns.....	0	6
TOTAL OFFENSE YARDS	146	681
Total offense plays.....	51	93
Average Gain Per Play.....	2.9	7.3
Fumbles: Number-Lost.....	0-0	0-0
Penalties: Number-Yards.....	6-30	9-87
PUNTS-YARDS	13-491	9-99
Average Yards Per Punt.....	37.8	33.0
Net Yards Per Punt.....	32.2	33.0
Inside 20.....	1	1
50+ Yards.....	0	0
Touchbacks.....	2	0
Fair catch.....	4	3
KICKOFFS-YARDS	1-50	10-637
Average Yards Per Kickoff.....	50.0	63.7
Net Yards Per Kickoff.....	26.0	42.5
Touchbacks.....	0	4
Punt returns: Number-Yards-TD.....	0-0-0	4-33-0
Average Per Return.....	0.0	8.2
Kickoff returns: Number-Yds-TD.....	6-112-0	1-24-0
Average Per Return.....	18.7	24.0
Interceptions: Number-Yds-TD.....	2-1-0	1-5-0
Fumble Returns: Number-Yds-TD.....	0-0-0	0-0-0
Miscellaneous Yards.....	0	0
Possession Time.....	21:09	38:51
1st Quarter.....	6:22	8:38
2nd Quarter.....	3:44	11:16
3rd Quarter.....	6:59	8:01
4th Quarter.....	4:04	10:56
Third-Down Conversions.....	1 of 15	8 of 16
Fourth-Down Conversions.....	0 of 0	1 of 1
Red-Zone Scores-Chances.....	0-13	5-5
Touchdowns.....	0-13	4-5
Field goals.....	0-13	1-5
Sacks By: Number-Yards.....	0-0	4-13
PAT Kicks.....	0-0	7-7
Field Goals.....	0-0	2-2
Points off turnovers.....	0	0



RUSHING: Alabama A&M-Jordan Bentley 12-40; Byran Brower 4-40; De'Angelo Balla 9-11; Tevin McKenzie 1-5; PJ Garrett 1-minus 4. Middle Tennessee-WEST, Terelle 15-83; MATHERS, I. 7-62; ANDERSON, D. 1-29; HE ROD, J. 7-25; STOCKSTILL, B. 2-24; GARNETT, Ruben 8-23.

PASSING: Alabama A&M-De'Angelo Balla 4-17-0-28; PJ Garrett 4-5-0-14; Damion May 1-2-1-12. Middle Tennessee-STOCKSTILL, B. 30-36-1-329; URZUA, John 10-17-1-106.

RECEIVING: Alabama A&M-Jonathan Dorsey 3-16; Ledarion Heath 2-18; Tevin McKenzie 2-17; Damion May 1-3; Marceles Clash 1-0. Middle Tennessee-JAMES, Richie 8-73; ANDREWS, Dennis 4-51; LEE, Ty 4-42; SMITH, Patrick 3-56; FRAZIER, D. 3-39; ANDERSON, D. 3-35; MATHERS, I. 3-20; BROWN, Tyshawn 2-27; WALKER, Tristan 2-16; GARNETT, Ruben 2-13; DUCKSWORTH, R. 2-9; BLAIR, Ricky 1-43; UPTON, Isiah 1-5; WINDHAM, CJ 1-4; HERROD, J. 1-2.

INTERCEPTIONS: Alabama A&M-Roderick Randol 1-1; Devonte Simon 1-0. Middle Tennessee-EVANS, Deontay 1-5.

FUMBLES: Alabama A&M-None. Middle Tennessee-None.

GAME #2	
 Vanderbilt	47
 Middle Tennessee	24
September 10, 2016 Nashville, TN Vanderbilt Stadium 29,627 5:31 91 degrees	

Score by Quarters	1	2	3	4	Score
Middle Tennessee	10	7	7	0	24
Vanderbilt	5	28	0	14	47

1st 11:15 VU Openshaw 32 FG, 4(-1), 1:18
 1st 8:16 MT Rooker 39 FG, 10-45, 2:53
 1st 7:15 VU Team Safety
 1st 2:41 MT James 1 pass from Stockstill (Rooker PAT), 11-79, 3:22
 2nd 14:57 VU Blasingame 3 run (Openshaw PAT), 6-30, 2:47
 2nd 10:42 VU Webb 1 run (Openshaw PAT), 3-7, :50
 2nd 5:04 MT Lee 5 pass from Stockstill (Rooker PAT), 3-7, :50
 2nd 1:46 VU Webb 3 run (Openshaw PAT), 7-75, 3:18
 2nd :19 VU Lipscomb 16 pass from Shurmur (Openshaw PAT), 7-63, 1:00
 3rd 1:54 MT Smith 4 pass from Stockstill (Rooker PAT), 8-62, 2:30
 4th 11:33 VU Blasingame 1 run (Openshaw PAT), 4-54, 1:48
 4th 2:32 VU Rivers 3 run (Openshaw PAT), 6-40, 2:57

	MT	Vandy
FIRST DOWNS	25	20
Rushing.....	6	12
Passing.....	19	6
Penalty.....	0	2
NET YARDS RUSHING	96	231
Rushing Attempts.....	21	45
Average Per Rush.....	4.6	5.1
Rushing Touchdowns.....	0	5
Yards Gained Rushing.....	111	249
Yards Lost Rushing.....	15	18
NET YARDS PASSING	399	113
Completions-Attempts-Int.....	38-65-1	15-28-0
Average Per Attempt.....	6.1	4.0
Average Per Completion.....	10.5	7.5
Passing Touchdowns.....	3	1
TOTAL OFFENSE YARDS	495	344
Total offense plays.....	86	73
Average Gain Per Play.....	5.8	4.7
Fumbles: Number-Lost.....	2-1	2-1
Penalties: Number-Yards.....	9-92	4-40
PUNTS-YARDS	4-154	5-197
Average Yards Per Punt.....	38.5	39.4
Net Yards Per Punt.....	35.8	36.4
Inside 20.....	1	3
50+ Yards.....	0	3
Touchbacks.....	0	0
Fair catch.....	1	1
KICKOFFS-YARDS	6-358	8-504
Average Yards Per Kickoff.....	59.7	63.0
Net Yards Per Kickoff.....	36.3	46.6
Touchbacks.....	1	2
Punt returns: Number-Yards-TD.....	3-15-0	2-11-0
Average Per Return.....	5.0	5.5
Kickoff returns: Number-Yds-TD.....	4-81-0	4-115-0
Average Per Return.....	20.2	28.8
Interceptions: Number-Yds-TD.....	0-0-0	1-59-0
Fumble Returns: Number-Yds-TD.....	0-0-0	1-55-0
Miscellaneous Yards.....	0	0
Possession Time.....	28:58	31:02
1st Quarter.....	8:48	6:12
2nd Quarter.....	8:00	7:00
3rd Quarter.....	4:26	10:34
4th Quarter.....	7:44	7:16
Third-Down Conversions.....	10 of 19	4 of 12
Fourth-Down Conversions.....	0 of 2	1 of 2
Red-Zone Scores-Chances.....	3-4	7-7
Touchdowns.....	3-4	6-7
Field goals.....	0-4	1-7
Sacks By: Number-Yards.....	2-13	1-7
PAT Kicks.....	3-3	6-6
Field Goals.....	1-2	1-1
Points off turnovers.....	0	10

RUSHING: Middle Tennessee-MATHERS, I. 13-65; STOCKSTILL, B. 5-24; WEST, Terelle 2-11; GARNETT, Ruben 1-minus 4. Vanderbilt-Ralph Webb 29-211; K. Blasingame 6-19; Dallas Rivers 5-7; Josh Crawford 1-5; Trent Sherfield 1-4; Tommy Openshaw 1-minus 2; Kyle Shurmur 2-minus 13.

PASSING: Middle Tennessee-STOCKSTILL, B. 38-65-1-399. Vanderbilt-Kyle Shurmur 15-28-0-113.

RECEIVING: Middle Tennessee-JAMES, Richie 14-183; MATHERS, I. 6-63; LEE, Ty 6-53; SMITH, Patrick 5-57; WEST, Terelle 3-2; ANDERSON, D. 2-36; BROWN, Tyshawn 1-6; DUCKSWORTH, R. 1-6; STOCKSTILL, B. 0-minus 7. Vanderbilt-Trent Sherfield 4-26; Jared Pinkney 2-32; Sam Dobbs 2-18; Kalija Lipscomb 1-16; K. Blasingame 1-9; Nathan Marcus 1-9; Sean Dowling 1-6; Bailey McElwain 1-4; C.J. Duncan 1-minus 2; Ralph Webb 1-minus 5.

INTERCEPTIONS: Middle Tennessee-None. Vanderbilt-Oren Burks 1-59.

FUMBLES: Middle Tennessee-GARNETT, Ruben 1-1; JAMES, Richie 1-0. Vanderbilt-K. Blasingame 1-1; Sam Dobbs 1-0.

2016 Middle Tennessee Football
Middle Tennessee Overall Team Statistics (as of Sep 11, 2016)
All games

Team Statistics	MT	OPP
SCORING	79	47
Points Per Game	39.5	23.5
Points Off Turnovers	0	10
FIRST DOWNS	60	26
Rushing	18	15
Passing	41	8
Penalty	1	3
RUSHING YARDAGE	342	323
Yards gained rushing	372	356
Yards lost rushing	30	33
Rushing Attempts	61	72
Average Per Rush	5.6	4.5
Average Per Game	171.0	161.5
TDs Rushing	1	5
PASSING YARDAGE	834	167
Comp-Att-Int	78-118-3	24-52-1
Average Per Pass	7.1	3.2
Average Per Catch	10.7	7.0
Average Per Game	417.0	83.5
TDs Passing	9	1
TOTAL OFFENSE	1176	490
Total Plays	179	124
Average Per Play	6.6	4.0
Average Per Game	588.0	245.0
KICK RETURNS: #-Yards	5-105	10-227
PUNT RETURNS: #-Yards	7-48	2-11
INT RETURNS: #-Yards	1-5	3-60
KICK RETURN AVERAGE	21.0	22.7
PUNT RETURN AVERAGE	6.9	5.5
INT RETURN AVERAGE	5.0	20.0
FUMBLES-LOST	2-1	2-1
PENALTIES-Yards	18-179	10-70
Average Per Game	89.5	35.0
PUNTS-Yards	7-253	18-688
Average Per Punt	36.1	38.2
Net punt average	34.6	33.3
KICKOFFS-Yards	16-995	9-554
Average Per Kick	62.2	61.6
Net kick average	40.2	44.3
TIME OF POSSESSION/Game	33:54	26:06
3RD-DOWN Conversions	18/35	5/27
3rd-Down Pct	51%	19%
4TH-DOWN Conversions	1/3	1/2
4th-Down Pct	33%	50%
SACKS BY-Yards	6-26	1-7
MISC YARDS	0	0
TOUCHDOWNS SCORED	10	6
FIELD GOALS-ATTEMPTS	3-4	1-1
ON-SIDE KICKS	0-0	0-0
RED-ZONE SCORES	(8-9) 89%	(7-7) 100%
RED-ZONE TOUCHDOWNS	(7-9) 78%	(6-7) 86%
PAT-ATTEMPTS	(10-10) 100%	(6-6) 100%
ATTENDANCE	19967	29627
Games/Avg Per Game	1/19967	1/29627
Neutral Site Games		0/0

Score by Quarters	1st	2nd	3rd	4th	OT	Total
Middle Tennessee	38	24	7	10	0	79
Opponents	5	28	0	14	0	47

2016 Middle Tennessee Football
Middle Tennessee Overall Individual Statistics (as of Sep 11, 2016)
All games

<u>Rushing</u>	<u>gp</u>	<u>att</u>	<u>gain</u>	<u>loss</u>	<u>net</u>	<u>avg</u>	<u>td</u>	<u>lg</u>	<u>avg/g</u>
MATHERS, I.	2	20	129	2	127	6.3	1	32	63.5
WEST, Terelle	2	17	101	7	94	5.5	0	18	47.0
STOCKSTILL, B.	2	7	55	7	48	6.9	0	21	24.0
ANDERSON, D.	2	1	29	0	29	29.0	0	29	14.5
HERROD, J.	1	7	30	5	25	3.6	0	9	25.0
GARNETT, Ruben	2	9	28	9	19	2.1	0	10	9.5
Total	2	61	372	30	342	5.6	1	32	171.0
Opponents	2	72	356	33	323	4.5	5	49	161.5

<u>Passing</u>	<u>gp</u>	<u>effic</u>	<u>comp-att-int</u>	<u>pct</u>	<u>yds</u>	<u>td</u>	<u>lg</u>	<u>avg/g</u>
STOCKSTILL, B.	2	150.05	68-101-2	67.3	728	8	42	364.0
URZUA, John	1	118.85	10-17-1	58.8	106	1	43	106.0
Total	2	145.56	78-118-3	66.1	834	9	43	417.0
Opponents	2	75.63	24-52-1	46.2	167	1	23	83.5

<u>Receiving</u>	<u>gp</u>	<u>no.</u>	<u>yds</u>	<u>avg</u>	<u>td</u>	<u>lg</u>	<u>avg/g</u>
JAMES, Richie	2	22	256	11.6	2	26	128.0
LEE, Ty	2	10	95	9.5	1	19	47.5
MATHERS, I.	2	9	83	9.2	0	17	41.5
SMITH, Patrick	2	8	113	14.1	2	42	56.5
ANDERSON, D.	2	5	71	14.2	1	24	35.5
ANDREWS, Dennis	2	4	51	12.8	1	25	25.5
FRAZIER, D.	1	3	39	13.0	1	14	39.0
BROWN, Tyshawn	2	3	33	11.0	1	16	16.5
DUCKSWORTH, R.	2	3	15	5.0	0	10	7.5
WEST, Terelle	2	3	2	0.7	0	7	1.0
WALKER, Tristan	2	2	16	8.0	0	11	8.0
GARNETT, Ruben	2	2	13	6.5	0	15	6.5
BLAIR, Ricky	1	1	43	43.0	0	43	43.0
UPTON, Isiah	1	1	5	5.0	0	5	5.0
WINDHAM, CJ	2	1	4	4.0	0	4	2.0
HERROD, J.	1	1	2	2.0	0	2	2.0
STOCKSTILL, B.	2	0	-7	0.0	0	0	-3.5
Total	2	78	834	10.7	9	43	417.0
Opponents	2	24	167	7.0	1	23	83.5

<u>Punt Returns</u>	<u>no.</u>	<u>yds</u>	<u>avg</u>	<u>td</u>	<u>lg</u>
JAMES, Richie	5	26	5.2	0	21
LEE, Ty	1	-2	-2.0	0	0
WILSON, Azar	1	20	20.0	0	0
EVANS, Deontay	0	4	0.0	0	4
Total	7	48	6.9	0	21
Opponents	2	11	5.5	0	11

<u>Interceptions</u>	<u>no.</u>	<u>yds</u>	<u>avg</u>	<u>td</u>	<u>lg</u>
EVANS, Deontay	1	5	5.0	0	5
Total	1	5	5.0	0	5
Opponents	3	60	20.0	0	59

<u>Kick Returns</u>	<u>no.</u>	<u>yds</u>	<u>avg</u>	<u>td</u>	<u>lg</u>
ANDERSON, D.	4	91	22.8	0	33
JAMES, Richie	1	14	14.0	0	14
Total	5	105	21.0	0	33
Opponents	10	227	22.7	0	47

<u>Fumble Returns</u>	<u>no.</u>	<u>yds</u>	<u>avg</u>	<u>td</u>	<u>lg</u>
Total	0	0	0.0	0	0
Opponents	1	55	55.0	0	55

2016 Middle Tennessee Football
Middle Tennessee Overall Individual Statistics (as of Sep 11, 2016)
All games

Scoring	td	fg	PAT				dxp	saf	pts
			kick	rush	rcv	pass			
ROOKER, Canon	-	3-4	10-10	-	-	-	-	-	19
SMITH, Patrick	2	-	-	-	-	-	-	-	12
JAMES, Richie	2	-	-	-	-	-	-	-	12
MATHERS, I.	1	-	-	-	-	-	-	-	6
ANDERSON, D.	1	-	-	-	-	-	-	-	6
BROWN, Tyshawn	1	-	-	-	-	-	-	-	6
ANDREWS, Dennis	1	-	-	-	-	-	-	-	6
LEE, Ty	1	-	-	-	-	-	-	-	6
FRAZIER, D.	1	-	-	-	-	-	-	-	6
Total	10	3-4	10-10	-	-	-	-	-	79
Opponents	6	1-1	6-6	-	-	-	-	1	47

Total Offense	g	plays	rush	pass	total	avg/g
STOCKSTILL, B.	2	108	48	728	776	388.0
MATHERS, I.	2	20	127	0	127	63.5
URZUA, John	1	17	0	106	106	106.0
WEST, Terelle	2	17	94	0	94	47.0
ANDERSON, D.	2	1	29	0	29	14.5
HERROD, J.	1	7	25	0	25	25.0
GARNETT, Ruben	2	9	19	0	19	9.5
Total	2	179	342	834	1176	588.0
Opponents	2	124	323	167	490	245.0

Field Goals	fg	pct.	01-19	20-29	30-39	40-49	50-99	lg	blk
ROOKER, Canon	3-4	75.0	0-0	1-1	1-1	1-2	0-0	46	0

FG Sequence	Middle Tennessee	Opponents
Alabama A&M	(25),(46)	-
Vanderbilt	(39),44	(32)

Numbers in (parentheses) indicate field goal was made.

Punting	no.	yds	avg	lg	tb	fc	i20	50+	blk
BONADIES, Matt	6	226	37.7	44	0	4	1	0	0
STOCKSTILL, B.	1	27	27.0	27	0	0	1	0	0
Total	7	253	36.1	44	0	4	2	0	0
Opponents	18	688	38.2	59	2	5	4	3	1

Kickoffs	no.	yds	avg	tb	ob	retn	net	ydln
ROOKER, Canon	15	939	62.6	5	1			
BONADIES, Matt	1	56	56.0	0	0			
Total	16	995	62.2	5	1	22.7	40.2	24
Opponents	9	554	61.6	2	2	21.0	44.3	20

2016 Middle Tennessee Football
Middle Tennessee Overall Individual Statistics (as of Sep 11, 2016)
All games

<u>All Purpose</u>	<u>g</u>	<u>rush</u>	<u>rcv</u>	<u>pr</u>	<u>kr</u>	<u>ir</u>	<u>total</u>	<u>avg/g</u>
JAMES, Richie	2	0	256	26	14	0	296	148.0
MATHERS, I.	2	127	83	0	0	0	210	105.0
ANDERSON, D.	2	29	71	0	91	0	191	95.5
SMITH, Patrick	2	0	113	0	0	0	113	56.5
WEST, Terelle	2	94	2	0	0	0	96	48.0
LEE, Ty	2	0	95	-2	0	0	93	46.5
ANDREWS, Den	2	0	51	0	0	0	51	25.5
BLAIR, Ricky	1	0	43	0	0	0	43	43.0
STOCKSTILL, B	2	48	-7	0	0	0	41	20.5
FRAZIER, D.	1	0	39	0	0	0	39	39.0
BROWN, Tysha	2	0	33	0	0	0	33	16.5
GARNETT, Rub	2	19	13	0	0	0	32	16.0
HERROD, J.	1	25	2	0	0	0	27	27.0
WILSON, Azar	2	0	0	20	0	0	20	10.0
WALKER, Trista	2	0	16	0	0	0	16	8.0
DUCKSWORTH,	2	0	15	0	0	0	15	7.5
EVANS, Deonta	2	0	0	4	0	5	9	4.5
UPTON, Isiah	1	0	5	0	0	0	5	5.0
WINDHAM, CJ	2	0	4	0	0	0	4	2.0
Total	2	342	834	48	105	5	1334	667.0
Opponents	2	323	167	11	227	60	788	394.0

2016 Middle Tennessee Football
Middle Tennessee Overall Defensive Statistics (as of Sep 11, 2016)
All games

##	Defensive Leaders	gp	Tackles				tfl/yds	Sacks no-yds	Pass defense			Fumbles		blkd	
			ua	a	tot				int-yds	brup	qbh	rcv-yds	ff	kick	saf
30	HARRIS, Darius	2	6	7	13	1.5-5	0.5-4	.	.	.	1-0	1	.	.	
22	DALE, Alex	2	7	4	11	.	.	.	1	
7	MOFFATT, J.	2	6	3	9	1.0-2	
99	MCBRIDE, Jimal	2	4	4	8	2.0-6	
51	HUFF, Shaquille	2	2	6	8	2.0-6	1.0-4	
31	SANDERS, DJ	2	7	1	8	.	.	.	1	.	.	1	.	.	
38	HAWKINS, Malik	2	6	2	8	1.5-3	0.5-2	.	.	1	
33	HARGES, Myles	2	3	4	7	1.0-1	1.0-1	
6	MINTER, Mike	2	5	1	6	1	
8	CUTRER, Jeremy	2	4	1	5	.	.	.	3	
16	BROOKS, Khalil	2	4	1	5	0.5-3	0.5-3	.	1	
32	MELTON, Chris	2	1	3	4	
85	LIGGINS, D.	2	2	2	4	2.0-7	2.0-7	
28	HEARD, D.	2	4	.	4	.	.	.	1	
91	AKINS, Justin	2	1	2	3	
97	FELTON, Raynard	2	1	2	3	0.5-5	0.5-5	
94	RENDER, Tyshun	2	2	1	3	0.5-0	.	.	.	2	
43	JONES, Jahmal	2	.	2	2	1	
12	STOCKSTILL, B.	2	2	.	2	
29	RANDOLPH, D.	2	2	.	2	
93	MANCIEL, Malik	2	1	1	2	
49	RHODES, Steven	2	1	1	2	1.0-2	
95	PHILPOTS, Trae	1	.	1	1	0.5-0	
2	WARD, C.	2	.	1	1	1	
48	LINDER, Max	2	1	.	1	
23	BROWN, Chris	2	1	.	1	
27	GARNETT, Ruben	2	1	.	1	
59	HALE, Chris	1	1	
45	EVANS, Deontay	2	1-5	
41	WILSON, Azar	2	1	.	
Total		2	74	50	124	14-40	6-26	1-5	7	7	1-0	2	1	.	
Opponents		2	106	58	164	12-32	1-7	3-60	9	8	1-55	2	.	1	

2016 Middle Tennessee Football
Middle Tennessee Team Game-by-Game (as of Sep 11, 2016)
All games

TEAM STATISTICS

Date	Opponent	Rushing				Receiving				Passing				Kick Returns				Punt Returns				tot off
		no.	yds	td	lg	no.	yds	td	lg	cmp-att-int	yds	td	lg	no.	yds	td	lg	no.	yds	td	lg	
Sept 3	ALABAMA A&M	40	246	1	32	40	435	6	43	40-53-2	435	6	43	1	24	0	24	4	33	0	21	681
Sep 10	at Vanderbilt	21	96	0	17	38	399	3	26	38-65-1	399	3	26	4	81	0	33	3	15	0	4	495
Middle Tennessee		61	342	1	32	78	834	9	43	78-118-3	834	9	43	5	105	0	33	7	48	0	21	1176
		72	323	5	49	24	167	1	23	24-52-1	167	1	23	10	227	0	47	2	11	0	11	490

Games: 2 • Avg/rush: 5.6 • Avg/catch: 10.7 • Pass effic: 145.56 • KR avg: 21.0 • PR avg: 6.9 • All purpose avg/game: 667.0 • Total offense avg/gm: 588.0

Date	Opponent	Tackles				Sacks	Fumble	Pass Defense			blkd	PAT Attempts			off			
		ua	a	total	tfl-yds	no-yds	ff	fr-yds	int-yds	qbh	brup	kick	kick	rush	rcv	saf	t/o	pts
Sept 3	ALABAMA A&M	32	14	46	6.0-15	4.0-13	0	0-0	1-5	6	5	0	7-7	0	0	0	0	55
Sep 10	at Vanderbilt	42	36	78	8.0-25	2.0-13	2	1-0	0-0	1	2	1	3-3	0	0	0	0	24
Middle Tennessee		74	50	124	14.0-40	6.0-26	2	1-0	1-5	7	7	1	10-10	0	0	0	0	79
		106	58	164	12.0-32	1.0-7	2	1-55	3-60	8	9	0	6-6	0	0	1	10	47

Date	Opponent	Punting							Field Goals			Kickoffs						
		no.	yds	avg	long	blkd	tb	fc	50+	i20	md-att	long	blkd	no.	yds	avg	tb	ob
Sept 3	ALABAMA A&M	3	99	33.0	37	0	0	3	0	1	2-2	46	0	10	637	63.7	4	0
Sep 10	at Vanderbilt	4	154	38.5	44	0	0	1	0	1	1-2	39	0	6	358	59.7	1	1
Middle Tennessee		7	253	36.1	44	0	0	4	0	2	3-4	46	0	16	995	62.2	5	1
		18	688	38.2	59	1	2	5	3	4	1-1	32	0	9	554	61.6	2	2

2016 Middle Tennessee Football
Middle Tennessee Opponent Game-by-Game (as of Sep 11, 2016)
All games

OPPONENT STATISTICS

Date	Opponent	Rushing				Receiving				Passing				Kick Returns				Punt Returns				tot off		
		no.	yds	td	lg	no.	yds	td	lg	cmp	att	int	yds	td	lg	no.	yds	td	lg	no.	yds		td	lg
Sept 3	ALABAMA A&M	27	92	0	36	9	54	0	12	9	24	1	54	0	12	6	112	0	27	0	0	0	0	146
Sep 10	at Vanderbilt	45	231	5	49	15	113	1	23	15	28	0	113	1	23	4	115	0	47	2	11	0	11	344
Opponents		72	323	5	49	24	167	1	23	24	52	1	167	1	23	10	227	0	47	2	11	0	11	490
		61	342	1	32	78	834	9	43	78	118	3	834	9	43	5	105	0	33	7	48	0	21	1176

Games: 2 • Avg/rush: 4.5 • Avg/catch: 7.0 • Pass effic: 75.63 • KR avg: 22.7 • PR avg: 5.5 • All purpose avg/game: 394.0 • Total offense avg/gm: 245.0

Date	Opponent	Tackles				Sacks	Fumble		Pass Defense			blkd	PAT Attempts			off		
		ua	a	total	tfl-yds	no-yds	ff	fr-yds	int-yds	qbh	brup	kick	kick	rush	rcv	saf	t/o	pts
Sept 3	ALABAMA A&M	70	12	82	6.0-17	0.0-0	0	0-0	2-1	1	2	0	0-0	0	0	0	0	0
Sep 10	at Vanderbilt	36	46	82	6.0-15	1.0-7	2	1-55	1-59	7	7	0	6-6	0	0	1	10	47
Opponents		106	58	164	12.0-32	1.0-7	2	1-55	3-60	8	9	0	6-6	0	0	1	10	47
		74	50	124	14.0-40	6.0-26	2	1-0	1-5	7	7	1	10-10	0	0	0	0	79

Date	Opponent	Punting							Field Goals			Kickoffs						
		no.	yds	avg	long	blkd	tb	fc	50+	i20	md-att	long	blkd	no.	yds	avg	tb	ob
Sept 3	ALABAMA A&M	13	491	37.8	47	0	2	4	0	1	0-0	0	0	1	50	50.0	0	0
Sep 10	at Vanderbilt	5	197	39.4	59	1	0	1	3	3	1-1	32	0	8	504	63.0	2	2
Opponents		18	688	38.2	59	1	2	5	3	4	1-1	32	0	9	554	61.6	2	2
		7	253	36.1	44	0	0	4	0	2	3-4	46	0	16	995	62.2	5	1

2016 Middle Tennessee Football
Middle Tennessee Red-Zone Results (as of Sep 11, 2016)
All games

Middle Tennessee Inside Opponent Red-Zone

Date	Opponent	Score	Times In RZ	Times Scored	Total Pts	Rush TDs	Pass TDs	FGs Made	Failed to score inside RZ							
									FGA	Down	Int	Fumb	Half	Game		
Sept 3, 2016	ALABAMA A&M	W 55-0	5	5	31	4	0	4	1	0	0	0	0	0	0	0
Sep 10,2016	at Vanderbilt	L 24-47	4	3	21	3	0	3	0	0	1	0	0	0	0	0
Totals			9	8	52	7	0	7	1	0	1	0	0	0	0	0
			8 of 9 (88.9%)													

Opponents Inside Middle Tennessee Red-Zone

Date	Opponent	Score	Times In RZ	Times Scored	Total Pts	Rush TDs	Pass TDs	FGs Made	Failed to score inside RZ							
									FGA	Down	Int	Fumb	Half	Game		
Sept 3, 2016	ALABAMA A&M	W 55-0	0	0	0	0	0	0	0	0	0	0	0	0	0	0
Sep 10,2016	at Vanderbilt	L 24-47	7	7	45	6	5	1	1	0	0	0	0	0	0	0
Totals			7	7	45	6	5	1	1	0	0	0	0	0	0	0
			7 of 7 (100.0%)													

2016 Middle Tennessee Football
Middle Tennessee By-Quarter Statistics (as of Sep 11, 2016)
All games

3rd-Down Conversions

Date	Opponent	Score	Overall	1st Qtr	2nd Qtr	3rd Qtr	4th Qtr	Overtime
Sept 3, 2016	ALABAMA A&M	W 55-0	8-16 50.0	1-1 100.0	4-6 66.7	1-4 25.0	2-5 40.0	
Sep 10, 2016	at Vanderbilt	L 24-47	10-19 52.6	4-5 80.0	3-6 50.0	2-3 66.7	1-5 20.0	
	Middle Tennessee		18-35 51.4	5-6 83.3	7-12 58.3	3-7 42.9	3-10 30.0	0-0 0.0
	Opponents		5-27 18.5	1-8 12.5	3-7 42.9	1-8 12.5	0-4 0.0	0-0 0.0

4th-Down Conversions

Date	Opponent	Score	Overall	1st Qtr	2nd Qtr	3rd Qtr	4th Qtr	Overtime
Sept 3, 2016	ALABAMA A&M	W 55-0	1-1 100.0	0-0 0.0	0-0 0.0	0-0 0.0	1-1 100.0	
Sep 10, 2016	at Vanderbilt	L 24-47	0-2 0.0	0-0 0.0	0-0 0.0	0-0 0.0	0-2 0.0	
	Middle Tennessee		1-3 33.3	0-0 0.0	0-0 0.0	0-0 0.0	1-3 33.3	0-0 0.0
	Opponents		1-2 50.0	0-0 0.0	0-0 0.0	1-2 50.0	0-0 0.0	0-0 0.0

Time of Possession

Date	Opponent	Score	Overall	1st Qtr	2nd Qtr	3rd Qtr	4th Qtr	Overtime
Sept 3, 2016	ALABAMA A&M	W 55-0	38:51	8:38	11:16	8:01	10:56	
Sep 10, 2016	at Vanderbilt	L 24-47	28:58	8:48	8:00	4:26	7:44	
	Middle Tennessee		Total 67:49	17:26	19:16	12:27	18:40	0:00
			Avg. 33:54	8:43	9:38	6:13	9:20	0:00
	Opponents		Total 52:11	12:34	10:44	17:33	11:20	0:00
			Avg. 26:05	6:17	5:22	8:46	5:40	0:00

2016 Middle Tennessee Football
Middle Tennessee Individual Season/Career Statistics (as of Sep 11, 2016)
All games

SEASON						CAREER					
Punt Returns	no.	yds	avg	td	lg	no.	yds	avg	td	lg	
JAMES, Richie	5	26	5.2	0	21	5	26	5.2	0	21	
LEE, Ty	1	-2	-2.0	0	0	1	-2	-2.0	0	0	
WILSON, Azar	1	20	20.0	0	0	1	20	20.0	0	0	
EVANS, Deontay	0	4	0.0	0	4	0	4	0.0	0	4	
Total	7	48	6.9	0	21						
Opponents	2	11	5.5	0	11						

Kick Returns	no.	yds	avg	td	lg	no.	yds	avg	td	lg
ANDERSON, D.	4	91	22.8	0	33	14	312	22.3	0	33
JAMES, Richie	1	14	14.0	0	14	2	32	16.0	0	18
Total	5	105	21.0	0	33					
Opponents	10	227	22.7	0	47					

Interceptions	no.	yds	avg	td	lg	no.	yds	avg	td	lg
EVANS, Deontay	1	5	5.0	0	5	1	5	5.0	0	5
Total	1	5	5.0	0	5					
Opponents	3	60	20.0	0	59					

Fumble Returns	no.	yds	avg	td	lg	no.	yds	avg	td	lg
Total	0	0	0.0	0	0					
Opponents	1	55	55.0	0	55					

All Purpose	g	rush	rcv	pr	kr	ir	total	avg/g	g	rush	rcv	pr	kr	ir	total	avg/g
JAMES, Richie	2	0	256	26	14	0	296	148.0	15	146	1602	26	32	0	1806	120.4
MATHERS, I.	2	127	83	0	0	0	210	105.0	2	127	83	0	0	0	210	105.0
ANDERSON, D.	2	29	71	0	91	0	191	95.5	11	407	113	0	312	0	832	75.6
SMITH, Patrick	2	0	113	0	0	0	113	56.5	2	0	113	0	0	0	113	56.5
WEST, Terelle	2	94	2	0	0	0	96	48.0	2	94	2	0	0	0	96	48.0
LEE, Ty	2	0	95	-2	0	0	93	46.5	2	0	95	-2	0	0	93	46.5
ANDREWS, Den	2	0	51	0	0	0	51	25.5	2	0	51	0	0	0	51	25.5
BLAIR, Ricky	1	0	43	0	0	0	43	43.0	1	0	43	0	0	0	43	43.0
STOCKSTILL, B.	2	48	-7	0	0	0	41	20.5	16	81	-7	0	0	0	74	4.6
FRAZIER, D.	1	0	39	0	0	0	39	39.0	39	12	469	0	0	0	481	12.3
BROWN, Tysha	2	0	33	0	0	0	33	16.5	2	0	33	0	0	0	33	16.5
GARNETT, Rube	2	19	13	0	0	0	32	16.0	3	64	13	0	0	0	77	25.7
HERROD, J.	1	25	2	0	0	0	27	27.0	1	25	2	0	0	0	27	27.0
WILSON, Azar	2	0	0	20	0	0	20	10.0	3	0	0	20	0	0	20	6.7
WALKER, Trista	2	0	16	0	0	0	16	8.0	10	0	28	0	0	0	28	2.8
DUCKSWORTH,	2	0	15	0	0	0	15	7.5	14	0	174	0	0	0	174	12.4
EVANS, Deontay	2	0	0	4	0	5	9	4.5	2	0	0	4	0	5	9	4.5
UPTON, Isiah	1	0	5	0	0	0	5	5.0	1	0	5	0	0	0	5	5.0
WINDHAM, CJ	2	0	4	0	0	0	4	2.0	2	0	4	0	0	0	4	2.0
Total	2	342	834	48	105	5	1334	667.0								
Opponents	2	323	167	11	227	60	788	394.0								

Field Goals	att	good	long	blkd	att	good	long	blkd
ROOKER, Canon	4	3	46	0	4	3	46	0
Total	4	3	46	0				
Opponents	1	1	32	0				

Punting	no.	yds	avg	lg	blk	no.	yds	avg	lg	blk
BONADIES, Matt	6	226	37.7	44	0	37	1506	40.7	53	0
STOCKSTILL, B.	1	27	27.0	27	0	2	68	34.0	41	0
Total	7	253	36.1	44	0					
Opponents	18	688	38.2	59	1					

Kickoffs	no.	yds	avg	tb	ob	no.	yds	avg	tb	ob
ROOKER, Canon	15	939	62.6	5	1	163	9868	60.5	47	3
BONADIES, Matt	1	56	56.0	0	0	1	56	56.0	0	0
Total	16	995	62.2	5	1					
Opponents	9	554	61.6	2	2					

