

BEMIDJI STATE FOOTBALL



Quick Facts

Bemidji State

Location:	Bemidji, Minn. (15,000)
Founded:	1919
Enrollment:	5,020
Conference:	Northern Sun Intercollegiate
Commissioner:	Butch Raymond
Ass't Commissioner/SWA:	Erin Lind
Ass't Commissioner/MR:	Nick Kornder
Media Relations phone:	(612) 379-1535
Web Site:	www.northernsun.org
Affiliation:	NCAA Division II
Nickname:	Beavers
School Colors:	Green & White
PMS Color:	Green (PMS3298)
Home Field:	Chet Anderson Stadium
Surface (capacity):	Natural Grass (3,500)
President:	Dr. Jon E. Quistgaard
Athletics Director:	Dr. Rick Goeb
Head Trainer:	Bill Crews
Assistant Trainer:	Pam DeLancey
Assistant Trainer:	Eric Sand
Trainer Phone:	(218) 755-2769
Equipment Manager:	Vance Balstad
Equipment Manager:	Gloria Bannor
Equipment Phone:	(218) 755-3292
Compliance Coordinator:	Mike Curfman
Athletics Secretary:	Debbie Slough
Athletics Phone:	(218) 255-2941
Athletics Fax:	(218) 755-3898

2007 Season Outlook

- 1 Quick Facts & Table of Contents
- 2 Season Outlook: Offense
- 3 Season Outlook: Defense
- 4 Season Outlook: Special Teams / Schedule

Bemidji State Coaching Staff

- 5-7 Head Coach Jeff Tesch
- 8 Associate Head Coach Rich Jahner
- 9 Assistant Coach Brent Bolte
- 10 Damian Droessler/ Jason Martinez
- 11 Eric Medberry / Darren Nelson
- 12 Bryan Stoffel / Ken Traxler / Support Staff

2007 Bemidji State Beavers

- 13-14 Alphabetical / Numerical Rosters
- 15-22 Student-Athlete Bios - Key Returning Players
- 22-23 Other Returning Players
- 23 Roster Breakdowns
- 24 Preseason Depth Chart

2007 Opponents

- 25-28 2007 Opponents
- 25 Non-Conference Opponents
- 25-27 NSIC Opponents
- 28 2007 Opponent Schedule Grid
- 28 2007 NSIC Composite Schedule

2006 Season in Review

- 29-32 Game Recaps
- 33-36 Final BSU Statistics
- 37 Northern Sun Intercollegiate Conference
- 38 2006 All-NSIC Teams
- 39-42 2005 NSIC Statistical Leaders

BSU History and Records

- 43 The Last Time...
- 44 Individual Records: Rushing
- 45 Individual Records: Passing
- 46 Individual Records: Receiving
- 47 Individual Records: Total Offense
- 48 Individual Records: Scoring / Kicking / Punting
- 49 Individual Records: Defense (tackles/sacks)
- 50 Individual Records: Returns (INT/punts/kickoffs)
- 51 Team Records
- 52 Team Year-by-Year Offensive Stats (since 1971)
- 53 Award Winners
- 54-57 All-Time Results
- 57 Coaching Records
- 58 Bemidji State Football Traditions
- 59 Chet Anderson Stadium
- 60 Battle for the Axe

This is Bemidji State University

- 61 Welcome to Bemidji
- 62 Bemidji State University
- 64 BSU Athletics Facilities
- 63 Beaver Pride: The Team Behind the Teams
- 65 Media Information / NCAA Rules Compliance
- 66 BSU Media Contacts
- 67 Administration and Support Staff
- 68 Athletics Department Staff Directory

The 2007 Bemidji State Football Media Guide is a production of the Bemidji State University Sports Information Office.

Executive Editor	Brad Folkestad, Sports Information Director
Assistant Editors	Andy Bartlett, Associate Dir. of Marketing Rose Jones, Director of Marketing Troy Berneking, Assistant SID
Cover Design	Amelia Johnson, Arrow Printing
Inside Covers	Kathy Berglund, Graphic Designer OCM
Interior Design	Brad Folkestad, Sports Information Director
Photography	John Swartz/Grant Gartland, BSU Photo Services
Printing	Arrow Printing; Bemidji, Minn.

Copyright © 2007 Bemidji State University.
All Rights Reserved.

Sports Information

Director:	Brad Folkestad (Bemidji State '01)
Office:	(218) 755-4603
Home:	(218) 444-8363
Cell:	(218) 308-1115
e-mail:	bfolkestad@bemidjistate.edu
Ass't SID: Troy Berneking (UM-Crookston '04)	
Office:	(218) 755-2763
e-mail:	tberneking@bemidjistate.edu
GA: Cedrique Flemming (Kansas St. '07)	
e-mail:	cflemming@bemidjistate.edu
SID Phone:	(218) 755-2763
SID Fax:	(218) 755-3898
Football Press Box:	(218) 755-3705
Web:	http://info.bemidjistate.edu/sports
Mailing Address:	
Bemidji State University #29	
1500 Birchmont Drive NE	
Bemidji, MN 56601	

Team Information

2006 Record:	9-3 / 8-0 NSIC (1st)
Starters Returning:	17 (7o/10d)
Starters Lost:	4 (3o/1d)
Letterwinners Returning / Lost:	43/17

Program History

First Year of Football:	1928
All-Time Record:	288-381-24 (.432)
NSIC Titles:	5 (1947-50-57-59-2006)
Years in Post-Season Play:	1 (2006)
Mineral Water Bowl L, 35-27 (Pittsburg St.)	

Coaching Staff

Head Coach	Jeff Tesch
Alma Mater	Moorhead State '78
Office Phone:	(218) 755-2772
e-mail	jtesch@bemidjistate.edu
Record at BSU:	71-47 (12th season)
Career Record:	71-47 (12th season)
Assistants:	
Rich Jahner	Ass't HC/Co-DC/S
Brent Bolte	Co-DC/LB
Eric Medberry	OC/QB
Dr. Ken Traxler	DT
Jason Martinez	DL
Damian Droessler	WR
Darren Nelson	DB
Bryan Stoffel	RB

BEMIDJI STATE FOOTBALL



Quarterback **Cory Wardrobe**



Offensive lineman **Justin Guy**



Tight end **Dan Nagengast**



BSU 2007 outlook A LOOK AHEAD TO 2007

Jeff Tesch enters Year 12 of his record-setting reign as head football coach at Bemidji State with the tools in place to add another chapter to the program's historic successes. Ten starters return from a "Gang Green" defensive unit that led the nation allowing just over 50 rushing yards per game while its three interceptions returned for touchdowns and 40 quarterback sacks ranks in the top five all-time at BSU.

On the offensive side of the ball, seven starters return from a unit which proved to be one of the most efficient in the Northern Sun Intercollegiate Conference pacing the league with a rushing average of more than 150 yards per game times while its led the league scoring 29.1 points per contest.

In term off opponents, the 2007 schedule mirrors a 2006 slate in which BSU posted a 9-2 record and rattled off a perfect 8-0 mark versus conference opponents. Points of interest for BSU this fall will be a non-conference trip to the University of Minnesota Duluth to open the season Sept. 1 and an Oct. 6 road trip to the University of Mary--the first NSIC meeting between the teams. The Bulldogs and Marauders accounted for both of the Beavers' regular season losses a year ago and attempting to avenge those losses on the road will add to the challenge.

Offense

Bemidji State enters the 2007 campaign fronted by one of the finest offensive lines in the region. Anchored by a pair of preseason all-Americans, four of five linemen return from 2006 with three back for their third tour of duty in the trenches of the starting lineup.

The Beavers also return a sophomore quarterback

who took the reigns of the program Oct. 14 and led it to five consecutive wins and into the post season for the first time in school history. That combined with the fact that the Beavers retain the services of their two leading ground gainers and top receiver from a year ago, puts BSU in a great position to light its side of the scoreboard yet again this year.

Quarterback

Bemidji State will have its third different opening-day starting quarterback under center in the last three years when it begins its 2007 campaign with sophomore **Cory Wardrobe** likely to find himself at the top of BSU's depth chart. After seeing Nathan Sannes under center for the 2005 opener and Josh Williams starting BSU's opener in 2006, Wardrobe's likely 2007 opening-day start should mark the first time since the 1996, 1997 and 1998 seasons - Jeff Tesch's first three years at BSU - that the Beavers have had a different quarterback for three consecutive openers.

Wardrobe was a revelation during the second half of BSU's 2006 season, taking over as its every-day starter prior to the Oct. 14, 2006 contest at Wayne State. He led BSU to victory in each of his first five starts and is thought to be the first freshman ever at BSU to go 5-0 as a starter to open his career. Wardrobe did not put up big numbers, averaging just 131.9 yards passing during his nine appearances, but was incredibly efficient. He put BSU in position to score on 48.1 percent of his 91 drives started in 2006 and finished the season with a passer rating of 147.72.

Wardrobe also showed a propensity to avoid the mistakes one might think typical of a freshman quarterback, throwing just three interceptions in 153 attempts in 2006. He enters the 2007 season riding a streak of 109 consecutive pass attempts without an interception

2007 Schedule

Date	Opponent	Time	Location	Series Notes
Sept. 1	at Minnesota Duluth	6:00 p.m.	Duluth, Minn.	46th meeting; Minn.-Duluth leads, 34-10-1
Sept. 8	MINOT (N.D.) STATE ^a	1:00 p.m.	Bemidji, Minn.	9th meeting; Bemidji State leads, 7-1
Sept. 15	• MSU-MOORHEAD ^b	1:00 p.m.	Bemidji, Minn.	75th meeting; MSU-Moorhead leads, 42-29-3
Sept. 22	at • Minn., Crookston ^c	1:00 p.m.	Crookston, Minn.	15th meeting; Bemidji State leads, 13-1
Sept. 29	• NORTHERN STATE ^d	1:00 p.m.	Bemidji, Minn.	31th meeting; Northern State leads, 16-13-1
Oct. 6	at • Mary (N.D.)	1:00 p.m.	Bismarck, N.D.	2nd meeting; Mary leads, 1-0-0
Oct. 13	• WAYNE STATE (NEB.) ^e	1:00 p.m.	Bemidji, Minn.	14th meeting; Bemidji State leads, 7-6
Oct. 20	at • Winona State	1:00 p.m.	Winona, Minn.	70th meeting; Winona State leads, 41-27-1
Oct. 28	at • SW Minnesota State	1:00 p.m.	Marshall, Minn.	40th meeting; SW Minnesota State leads, 20-18-1
Nov. 3	• CONCORDIA-ST. PAUL ^f	1:00 p.m.	Bemidji, Minn.	9th meeting; Concordia-St. Paul leads, 6-2
Nov. 9	vs • Upper Iowa ^g	7:30 p.m.	Minneapolis, Minn.	2nd meeting; Bemidji State leads, 1-0

all times local; subject to change without notice

• - NSIC game

a- Shrine Game / b- Battle for the Axe / c-Hubcap Game / d- Homecoming / e-Lion's Day / f-Senior Day

g- NSIC Metrodome Classic; HHH Metrodome; Minneapolis, Minn.

BEMIDJI STATE FOOTBALL

and has not been personally responsible for a turnover - interception or fumble - over his last 170 offensive plays dating back to Oct. 21, 2006 against Winona State.

Derek Edholm, who sat out the 2006 season as a redshirt and will provide depth behind Wardrope in 2007.

Running Back

Bemidji State is set at running back, returning each of its top two ball-carriers from a 2006 ground unit which rushed for 1,858 yards and scored 23 touchdowns.

Eurise Watson's likely stranglehold on BSU's starting running back position for 2007 was sealed when he duelled Pittsburg State's Germaine Race - the all-time leading rusher in NCAA Division II history - carry-for-carry in the 2006 Mineral Water Bowl. Race picked up 183 yards on 33 carries against the Beavers, finishing his career with 6,985 yards, but Watson kept pace with a career-high 155 yards on a career-best 30 carries.

Watson was forced into action due to injuries to BSU's top two running backs during fall drills, and responded by leading BSU in attempts, rushing yardage and rushing touchdowns in his seven starts. He closed the season with back-to-back 100-yard efforts, and his 30-carry game against Pittsburg State was the first by a BSU back in two years.

James Moore finished second to Watson in attempts, yardage and touchdowns in 2006 and should again provide BSU with a viable back in support of Watson. Moore appeared in 10 games assembling back-to-back 100-yard rushing efforts against Mary and Wayne State in his only two starts of the season.

Erick Newman entered the 2006 season penciled in as BSU's backup behind Tyler Olson, but was lost to injury prior to the season. Now recovered, Newman should again find himself amongst BSU's top three backs in the offensive rotation. A converted wide receiver, Newman also brings a speed aspect to the running back position and an ability to catch passes out of the backfield--a new weapon for BSU since it completed just 13 passes to its backs in 2006.

Receivers

Wide receiver will be the lone position on the BSU offense hit hard by graduation, as the Beavers lose three of four starters and have just one player returning who started a game in 2006. However, BSU loses just two of its 19 touchdown receptions from 2006.

Anthony Schreiber is BSU's only returning receiver with starts to his credit in 2006, but his presence provides the Beavers with one of the most versatile playmakers in the nation. Schreiber, an all-NSIC pick a year ago as a receiver and return specialist, scored six receiving touchdowns and also scored on a rush and on a punt return.

While his 2006 season numbers were off from 2005, Schreiber remains on pace to graduate as BSU's all-time leader in receptions, receiving yardage and receiving touchdowns. He has led BSU in all-purpose yardage each of the last two years and could end his career as high as fourth on BSU's career all-purpose yardage charts.

George Kadlec will likely move into one of the vacated starting positions in 2007 after pacing BSU with seven touchdown receptions a year ago. The red zone specialist averaged just under 11 yards per catch in 2006.

Returning a pair of senior tight ends in 2007, BSU should be set. **John Larson** and **Dan Nagengast** bring

six years of experience to a Beaver line already saturated with talented veterans. Nagengast, who started one game at tight end in 2006 and primarily served as an additional blocker and red-zone receiver seems to have an edge heading in to 2007. He had five catches for 48 yards and three touchdowns while he carried the ball three times for 15 yards last year while Larson, a three-time letterwinner, grabbed one pass a year ago.

Offensive Line

Bemidji State should field one of the best offensive lines in the Northern Sun Intercollegiate Conference, if not in all of the region, in 2007. BSU returns four starters from 2006, losing only right guard Brian Vollbrecht to graduation, and those four players started every game for the Beavers in 2006 and have combined for 74 career starts. In addition, three of BSU's four returning starters earned some flavor of All-NSIC honor in 2006 with left tackle **Justin Guy** and left guard **John Keavney** garnering Second-Team All-Region laurels. The left-side line mates were also named as Pre-season All-Americans by Don Hanson's Gazette this summer.

Joining Guy and Keavney on the BSU front line will be **Nathan Mahlik** and **Chase Pearson**. Mahlik started all 12 games at right tackle while Pearson was the Beavers' starting center in each game in 2006.

The final line position is up from grabs, but senior Mike Picard may have the upper hand as the most senior returning lineman.

The line paved the way for an offense which led the NSIC and ranked 29th nationally in scoring; and led the NSIC in rushing, rushing touchdowns and total touchdowns scored.

Defense

The 2006 Gang Green defense set the bar high as the heart and soul of BSU's championship season. The crew held opposing rushing attacks to an average of just over 51 yards per game and seven times held opponents to less than 25 yards on the ground. In addition, the unit ranked as the league's top defense allowing a meager 250 yards per game, recording a league-leading 40 sacks and was third in takeaways.

Defensive Line

As with the offense, the strength of the Bemidji State defense in 2007 should start with its linemen. BSU returns all three of its starters on the defensive line from 2006 including NSIC Preseason Defensive Player of the Year **Zach Stafford**, and a fourth player who made four starts.

Additionally, each of BSU's three returning players on the defensive line could end their careers ranked amongst BSU's all-time Top 10 in both sacks and tackles-for-loss.

Stafford is slowly assembling a career which will rank him as one of the finest defensive linemen in BSU history when all is said and done. A First-Team All-NSIC selection in 2006, Stafford finished fourth on the team and led all BSU linemen with 56 tackles. He also paced the Beavers and finished third in the NSIC with 15.5 tackles-for-loss, and was second on the team behind Molstad and third in the NSIC in sacks with 6.5.

Stafford enters the 2007 season ranked in the Top 10 all-time at Bemidji State in sacks, tackles-for-loss and yardage lost from both sacks and tackles-for-loss.

Robert Molstad was a Second-Team All-NSIC



Running back **Eurise Watson**



Wide receiver **Anthony Schreiber**



Defensive Lineman **Zach Stafford**



Defensive end **Seth Iverson**



Safety **T.J. Schmitz**



Defensive end **Robert Molstad**

selection in 2006 after leading the Beavers and ranking second in the NSIC and 40th in the nation with 7.0 sacks (0.40 per game). He piled up 43 tackles and also recorded 10.5 tackles-for-loss with two passes broken up and a blocked kick. He started four games for the Beavers in 2006 and has 15 career starts under his belt.

Seth Iverson started all 12 games for Bemidji State at left defensive end in 2006 and despite his statistical success might be the most underappreciated member of the Beaver defensive line. Despite finishing with 41 tackles, 9.0 tackles-for-loss and 6.0 sacks as a junior a year ago and nearing BSU's all-time Top 10 in sacks, Iverson has yet to receive an All-NSIC honor during his career. That should change in 2007.

Adrian Dunn saw action in 11 of 12 games last year as a backup lineman and displayed a propensity for delivering the big hit. He finished with 16 tackles with 4.0 tackles-for-loss and one-half sack.

Linebackers

Linebacker is the only position on the Bemidji State defense for 2007 which will see a loss of a player from the 2006 unit, as the Beavers bid farewell to three-year starter Ben Baratto. Three of BSU's four starters from a year ago return to the linebacker corps, and in total the Beavers return six letterwinners at the position leaving little doubt that there is enough depth on the roster to make up for the loss of Baratto.

Matt Heber is likely to become the lynchpin of BSU's linebacking corps in 2007 after a breakout junior campaign. The multi-faceted talent spent the 2006 season bidding to become the first player in Bemidji State history to lead the team in both tackles-for-loss and interceptions in the same season; he succeeded in interceptions, pacing the squad with four – tying the school record for linebackers – and narrowly finished second to Zach Stafford with 13 tackles-for-loss. Heber's 50 total tackles were third amongst BSU linebackers and are second-most amongst those returning for 2007. His performance in 2006 earned him Second-Team All-NSIC honors.

Zach Christ was a Second-Team All-NSIC honoree in 2006, his second consecutive appearance on the all-league honor roll, after pacing the Beavers with 85 tackles. His 30 solo tackles and 55 assists also led the squad, and he tied for third on the team in both tackles-for-loss and sacks. Like Heber, Christ also showed the ability to be a capable defender against the pass with five passes broken up and one interception.

Christ recorded at least six tackles per game in 11-of-12 games for BSU last fall.

Josh Templin started all 12 games for BSU last year and will be BSU's lone three-year starter at linebacker in 2007. He posted 32 tackles in 2006 and had two tackles-for-loss, 1.5 sacks and a pass broken up.

Jared Dunn played all 12 games for BSU a year ago with one start, and like his twin brother Adrian on the defensive line showed an ability to deliver the big hit. He finished his debut campaign with 33 tackles, including six tackles-for-loss and 2.5 sacks. Dunn will be a likely early favorite to fill the starting position vacated by the graduated Baratto.

Jake Anderson and **Andrew Eagan** fill out the cast of linebackers as each returns after seeing significant time in reserve rolls last fall.

Cornerbacks

Bemidji State will start upperclassmen at both cornerback positions, solidifying a defensive secondary which in 2006 helped the Beavers finish eighth in the

nation with 22 interceptions and lead the NSIC and finish 37th nationally in pass efficiency defense.

In addition to its two returning full-time starters, BSU will also have the services of three returning letterwinners and a healthy sophomore Spencer Wagner after sitting out all of the 2006 season.

Willy Plancher and **Terrell Phelps** are favored to anchor the defensive secondary. Plancher started all 12 games for Bemidji State in 2006 and finished seventh on the team – and tops amongst cornerbacks – with 43 total tackles. He has been amongst BSU's top two players in passes broken up each of the last two seasons while Phelps was second behind Plancher with four PBUs. The senior notched 30 tackles from his cornerback position last fall with one interception.

Josh Rose and **Tiger Ellison** add experience and depth to the cornerback position. Both appeared in all 12 games for BSU last year. Rose finished 10th on the team with 36 tackles, including a team-leading 15 on special teams while Ellison played all 12 games for BSU a year ago, making the majority of his 13 tackles on special teams. He also had two interceptions.

Safeties

As with its cornerback position, BSU will start two upperclassmen – both seniors – at its safety positions and have plenty of experienced depth behind those starters. The two returning starters have combined for 47 career starts.

Jeremiah Johnson has established his position as one of the finest safeties in BSU history. A three-time All-NSIC selection, he finished second on the team with 71 tackles last year after leading the team in both 2004 and 2005, and enters 2007 needing 12 tackles to become the sixth BSU player with 300 in his career.

T.J. Schmitz started all 12 games for BSU in 2006 and enters the season with a streak of 17 consecutive starts. He enjoyed a breakout junior campaign, finishing sixth on the team with 44 tackles after notching a total of 48 during his first two seasons. He had three tackles-for-loss, one sack, one interception and two passes broken up.

Josh Karch, **Jason Kunz** and **Tim Larson** supply needed depth and versatility in the secondary. Karch had six tackles and one-half sack in eight games of work in 2006. Kunz added 24 tackles and finished third on the team with eight special-teams stops. He added two interceptions, one tackle-for-loss and had two pass breakups. Larson also saw time in 10 games and recorded eight tackles and had a fumble recovery.

Special Teams

The single biggest question for the Beavers in 2007 will be the kicking game. Michael McDonald who handled the kicking and punting duties for the last three years will sit out in 2007. Newcomers **Paul Potemra**, **Kris Michsch** and **Aaron Rowland** will be faced with the challenge of filling the right shoe of McDonald who holds BSU's scoring record for kickers after just three seasons.

On the return front, the punt return duties should be covered while BSU will be looking to find a kickoff return specialist.

The Beavers return All-NSIC punt return specialist Anthony Schreiber, who averaged 8.2 yards and scored once on 26 returns in 2006. BSU's kickoff return duties will be up for grabs with the departure of 2006 leader Jonathan Hawks, who led the NSIC and finished second in the nation with a 31.8-yard average on 16 returns. Schreiber and **Tiger Ellison** are the likely early favor-

BEMIDJI STATE FOOTBALL

Head Coach **JEFF TESCH**

- ▶ Moorhead State (Minn.) '78
- ▶ 12th season at Bemidji State
- ▶ 70-47 (.585) overall record
- ▶ BSU career leader in coaching victories
- ▶ 1998 NSIC Coach of the Year

It begins in early October with the turning of the fall leaves. Students, proud alumni and families from surrounding communities file into a small, picturesque stadium by the lake with fevered expectations for the battles to come. Through the autumn combat, those watchful souls have been blessed to witness an unprecedented era of success. All-America honorees. School records falling by the wayside with an almost dazzling regularity. A stadium where victories occurred with the frequency of a bigfoot sighting just a few short years ago now hosts men with annual dreams of championship and glory.

It's an era of success and excitement that once might have seemed akin to the Christmas fantasies of youth. But under the masterful guidance of 12th-year head coach Jeff Tesch, the Bemidji State football program has undergone a remarkable metamorphosis and gone from annual doormat to title contender.

Tesch has posted a 71-47 record at BSU and led the Beavers to a school-record streak of nine consecutive winning seasons. During that historic streak he has posted four of the five eight-win seasons for a program now in its 82nd season of competition. He is the only coach in Bemidji State history to oversee back-to-back eight-win seasons, and his 2000 and 2006 teams set matching school records of nine wins.

Tesch's success at BSU has been remarkable. Upon being named BSU's 15th field general in May 1996, he inherited a program which had won just 16 games in its previous eight seasons, suffering losing streaks of nine, 11 and 18 games in that time. Today, his 71 wins represent nearly 25 percent of the program's all-time victories. He has averaged six wins a season at a program which in 70 years prior to his arrival averaged barely three victories each fall. In fact, Tesch's 71 wins

in 11 years are more than the number of victories garnered by the Bemidji State program in the 25 full seasons prior to his arrival — 70.

Tesch has further cemented his legendary status by becoming Bemidji State's all-time leader in coaching victories. He posted his 53rd win at BSU with a 28-20 victory over Minnesota Crookston on Oct. 16, 2004, moving him past H. "Jolly" Erickson, who won 52 games during a 17-year career at BSU from 1938-54.

Tesch's growing list of achievements at Bemidji State has him amongst the Northern Sun Intercollegiate Conference's coaching deans as well. Now entering his 12th season at the Bemidji State helm, Tesch is the second-longest tenured coach in the conference, trailing only Winona State's Tom Sawyer who enters his 13th year with the Warriors.

Growing Pains

Tesch's rebuilding efforts came about slowly, as BSU finished 2-8 in each of his first two seasons.

His inaugural 1996 squad closed out an eight-game losing skid dating back to the 1995 season before Tesch picked up his first win as a head coach in a 19-15 win against Minn.-Morris. The Beavers would later close 1996 with a 28-14 win over Southwest State in the Metrodome Classic, BSU's first win in the 'Dome since downing Augsburg, 23-7, in 1983. That victory capped a 2-8 campaign and helped set the table for the turnaround to come.

BSU built upon the momentum of its season-ending win in 1996, picking up a 25-21 win over St. John's (Minn.) in its 1997 opener. That win, highlighted by "The Catch" — a 47-yard Hail Mary from Pat O'Connor to Ty Houglum as time expired — gave the Beavers back-to-back wins for just the second time in the 1990s and marked the team's first win in a season opener since 1990. BSU would later pick up a 25-22 home win over NSIC rival Northern State before dropping its final two contests to finish the 1997 season at 2-8.

By the Numbers

Jeff Tesch vs...	
Northern Sun Intercollegiate Conference	
Concordia-St. Paul	3-5
Mary (N.D.) (new member)	0-0
Minnesota, Crookston	8-1
MSU Moorhead	8-3
Northern State (S.D.)	7-4
Southwest Minnesota State	10-2
Upper Iowa	1-0
Wayne State (Neb.)	6-2
Winona State	1-8
Minnesota Duluth (former member)	2-6
Minnesota-Morris (former member)	6-2
TOTAL	52-33

Jeff Tesch vs...	
Non-Conference Opponents	
Chadron (Neb.) State	0-2
Mary	0-1
Mayville (N.D.) State	1-0
Minnesota Duluth	0-1
Minot (N.D.) State	7-1
Minnesota State	3-1
Pittsburg (Kan.) State	0-1
St. John's (Minn.)	1-1
St. Thomas (Minn.)	4-0
Wis.-River Falls	3-1
Wis.-Stout	0-2
Wis.-Stevens Point	0-3
TOTAL	19-14

Milestone Victories		
1	Minn.-Morris	19-15 10/19/96
10	Southwest State	28-18 11/7/98
25	Minn.-Morris	70-0 10/28/00
30 ^a	Northern State	47-46 ^a 9/29/01
50	Wis.-River Falls	58-14 9/18/04
53 ^b	Minn.-Crookston	28-20 10/16/04
60	Minn.-Crookston	40-14 10/15/05
70	Concordia-St. Paul	27-7 11/4/06

- a- fastest BSU head coach to 30 wins
- b- BSU career record

Games Coached		
1	St. John's (Minn.)	2-20 9/7/96
25	Winona State	19-38 10/3/98
50	Minn.-Morris	70-0 10/28/00
75	Minnesota State	12-10 8/28/03
100	Concordia-St. Paul	48-55 ^a 9/24/05
112 ^a	Mary	21-27 10/7/06

- a- BSU career record

By the Numbers	
Seasons Coached	11
Games Coached	118
Career Record	71-47
NSIC Record	52-33
Non-Conference Record	19-14
Home Record	36-16
Winning Seasons	9
Eight-Win Seasons	4
Highest NSIC finish	1st (2006)
NSIC Coach of the Year	1998, 2006
First-Team All-NSIC Players	30
Total All-NSIC Selections	107
NSIC Offensive Player of the Year	1
NSIC Glen Galligan Award winners	2
All-Region Selections	15
All-America Selections	4
Academic All-District V Selections	4
Academic All-America Selections	1



BSU FOOTBALL STATE

Coaching Profile

As an Assistant Coach

1981	North Dakota	offensive line
1982	North Dakota	offensive line
1983	Montana State	offensive line
1984	Central Missouri St.	OL / OC
1985	Central Missouri St.	OL / OC
1986	North Dakota	OL / Ass't HC
1987	North Dakota	OL / Ass't HC
1988	North Dakota	OL / Ass't HC
1989	North Dakota	OL / Ass't HC
1990	North Dakota	OL / Ass't HC
1991	North Dakota	OL / Ass't HC
1992	North Dakota	OL / Ass't HC
1993	North Dakota	OL / Ass't HC
1994	North Dakota	OL / Ass't HC
1995	North Dakota	OL / Ass't HC

As a Head Coach

		NSIC Fin		
1996	Bemidji State	2-8	1-5	6th
1997	Bemidji State	2-8	1-5	16th
1998	Bemidji State	6-4	4-2	3rd
1999	Bemidji State	8-3	6-2	t2nd
2000	Bemidji State	9-2	6-2	2nd
2001	Bemidji State	7-4	5-4	4th
2002	Bemidji State	6-5	6-3	4th
2003	Bemidji State	7-4	5-3	4th
2004	Bemidji State	8-3	5-2	t3rd
2005	Bemidji State	7-3	4-3	t4th
2006	Bemidji State	9-3	8-0	1st
Total		71-47	.602	
vs NSIC		52-31	.626	

BSU Records

Seasons Coached

17	H.J. Erickson.....	1938-'54
12	Jeff Tesch.....	1996-pres.
10	C.A. Anderson.....	1955-'60/1962-'65
7	John Peterson.....	1982-'88
7	Kris Diaz.....	1989-'95

Games Coached

118	Jeff Tesch.....	1996-pres.
111	H.J. Erickson.....	1938-'54
82	C.A. Anderson.....	1955-'60/1962-'65
73	John Peterson.....	1982-'88
68	Kris Diaz.....	1989-'95

Coaching Victories

71	Jeff Tesch.....	1996-pres.
53	H.J. Erickson.....	1938-'54
43	C.A. Anderson.....	1955-'60/1962-'65
30	John Peterson.....	1982-'88
15	James Malmquist.....	1969-'73

Winning Percentage

.602	Jeff Tesch.....	1996-pres.
.555	C.A. Anderson.....	1955-'60/1962-'65
.491	H.J. Erickson.....	1938-'54
.432	John Peterson.....	1982-'88
.363	James Malmquist.....	1969-'73

Conference Victories

52	Jeff Tesch.....	1996-pres.
25	H.J. Erickson.....	1938-'54
25	C.A. Anderson.....	1955-'60/1962-'65
13	John Peterson.....	1982-'88
9	three coaches	

min. 5 seasons coached

BSU Turns the Corner

Tesch's resurrection of the BSU program began in earnest in 1998, as he led it to a 6-4 overall record and a third-place finish in the NSIC. BSU won three consecutive games after a season-opening loss, marking just the team's second three-game winning streak since 1985. The Beavers later posted a 48-13 over Minn.-Morris and a 48-18 win over Minn.-Duluth to mark their first 40-point scoring contests since 1991.

BSU's six wins not only helped elevate Tesch to NSIC Coach of the Year honors, they marked the most wins for the program since John Peterson's 1986 squad finished 6-4-1. BSU finished 4-2 against the NSIC, marking the first time since Peterson's 1984 team (4-2) the Beavers won as many as four league games.

The Arrival

The Beavers opened strong in 1999, serving notice that the successes of 1998 would not be a one-season flash-in-the-pan. BSU won its first three games, its best start since also opening 3-0 in 1985, en route to what would become just the second eight-win season in school history.

BSU set a school record in 1999 with three 50-point scoring games. The first of BSU's three half-century efforts came in a 52-38 win over Wayne State, BSU's first 50-point game since 1986. BSU would top the 50-point barrier twice more in '99 with a 54-7 win over Concordia-St. Paul and a 53-20 win over Minn.-Morris.

Then in 2000, a record-setting offense helped propel BSU to arguably the finest single-season performance in school history. Tesch's 2000 squad became just the third team in school history - and first since 1944 - to open a season 4-0. The hot start propelled the Beavers to a school-record nine-win season, breaking the previous mark of eight wins set in 1984 and equalled in 1999.

Behind first-team All-NSIC and honorable mention All-America running back Eddie Acosta and honorable mention all-league quarterback Geoff Martinson, the BSU offense established 10 school season records and set its single-game scoring mark in a 70-0 blitzkrieg over Minn.-Morris. The 70-point effort tied for the fifth-highest scoring performance in all of Division II and joined with an historic 65-63, quadruple-overtime Homecoming win over Southwest State, BSU joined Northwest Missouri State as the only Division II programs to top 65 points twice in 2000. BSU also closed strong, becoming one of just six teams in school history, and first in 36 years, to finish with three consecutive wins.

BSU's achievements did not go unnoticed on the national scene. The Beavers finished ninth in the NCAA Midwest Regional Poll, used to select participants in the 16-team Division II national playoffs, and were 28th in the final AFCA Coaches Poll.

Championship Expectations

The 2000 season set the stage for a 21st century Bemidji State program which has established itself as a legitimate annual contender for the NSIC title, a crown the Beavers have not worn since 1959.

BSU's breakout 2000 season sent it into 2001 as a favorite for the NSIC championship, and with expectations also came national attention. The Beavers were ranked 23rd in Lindy's pre-season Division II national poll, and running back Eddie Acosta was named NSIC

Pre-Season Offensive Player of the Year.

While the 2001 edition of the Beavers may not have lived up to the pre-season expectations, BSU finished 7-4 and led the NSIC in both total offense and passing offense. Along the way, BSU shattered 16 team single-season records while 13 individual season records and more than two dozen career marks fell by the wayside.

When it was all said and done, BSU had seven players named First-Team All-NSIC—the largest group in school history and equal to BSU's total of First-Team All-NSIC players in 1999 and 2000. Acosta was named NSIC Offensive Player of the Year, and Jason Leden earned a school-record fifth All-NSIC honor.

An 0-3 start and a season-ending injury to Acosta, a consensus pre-season All-America pick, derailed BSU's plans for the 2002 season early on, but Tesch rallied the troops with perhaps his finest coaching job since coming to Bemidji. No longer chasing conference titles or post-season glory, BSU instead looked inward and chose to play for the pride of the program. The Beavers rallied to go 6-2 in their final eight games and finished the season with sole possession of fourth place in the NSIC.

WR Ryan Welle was named First-Team All-NSIC, leading BSU's largest group of All-Conference selections since 1998, and also earned a spot on an All-Midwest Region team. LB Jon Aamot earned second-team league honors and was named to two post-season All-Midwest Region teams.

BSU opened the 2003 season 2-0, including a season-opening win over Minn. State-Mankato which marked its first victory over a North Central Conference opponent since 1976. But three losses in four games again would make the team's quest for an NSIC championship an uphill battle. The Beavers rebounded and won four times in their final five starts. BSU's late-season surge also included a thrilling 48-42 win at Northern State which saw BSU rally from a 21-point first-quarter deficit.

BSU had three First-Team All-NSIC picks in 2003, most since 2001, and in total had nine players named to the All-Conference team.

Tesch's successes at Bemidji State continued in 2004, as he led the team to the third eight-win season under his watch and the fourth in school history. BSU tied for second in the NSIC standings, its highest finish since 2000, and went into the final weekend of the season in position to earn the first post-season berth in school history.

BSU grabbed national attention by scoring 40 or more points in each of its first five games, running its streak of 40-point scoring games to seven dating back to the 2003 season.

The Beaver offense was back in form, breaking school season records for scoring (422), rushing yardage (2,519) and rushing touchdowns (33) while



Tesch

becoming just the second team in school history to average better than 440 yards of offense per game.

At season's end, nine Beavers earned All-NSIC honors, OT Blaine Thomas was named All-Northwest Region and WR/KR Michael Nordyke received an invitation to a free-agent minicamp tryout with the Minnesota Vikings.

The Beavers erupted to a 3-0 start in 2005, highlighted by a 42-17 win at Minot State which saw quarterback Nathan Sannes set a school record with six touchdown passes and a 28-23 home victory over Minnesota State. In Week 4, BSU set a school record for combined points scored in regulation (96) in a 55-48 single-overtime loss at Concordia-St. Paul, and from that point forward injuries to key players on both sides of the ball would hamper BSU's efforts the remainder of this season.

That loss and a setback at Winona State two weeks later left the Beavers at 1-2 in NSIC play and out of title contention. However, the Beaver rallied to win their next three starts following the loss to Winona State, including a 45-33 win over Northern State and the program's school-record sixth consecutive victory over MSU-Moorhead in the "Battle for the Axe" rivalry series.

Tesch led the Beavers to a 9-3 finish in 2006, extending his school-record streak of consecutive winning seasons to nine, en route to the school's first outright conference title and first in more than 40 years. He also led the team to its first ever post season appearance as the Beavers drew Pittsburg State in the Mineral Water Bowl. For his successes, Tesch was voted as the 2006 NSIC Coach of the Year while a school-record 16 players earned some form of All-NSIC honor. John Keaveny and Justin Guy paced a group of five first-team selections as the offensive linemen also garnered all-region accolades.

Chart-Topping Career

Tesch's 11-year run at Bemidji State has him at or near the top in nearly every category for coaching achievement.

Despite a slow start, victories have come quickly. He won his first 30 games at BSU in 57 career starts, reaching the plateau two games faster than Chet Anderson (59), and he won his 40th game in Year six. The other men to reach that plateau at BSU did so in careers of 10 and 17 years. And when Tesch became BSU's all-time winningest head coach in 2004, his ninth year at the helm, he reached the 53-win plateau eight years faster than Erickson.

In addition, Tesch's 2006 squad established a school single-season record for conference wins with just the sixth perfect season in NSIC history at 8-0. His 1999, 2000 and 2002 teams held the previous program mark as each piled up six wins. Prior to Tesch's arrival, no BSU team had ever won more than five conference games.

In 2002, Tesch toppled two significant coaching milestones at Bemidji State, becoming just the third BSU mentor to win 40 career games and becoming the program's all-time leader in victories over conference opponents.

Prior to Bemidji State

Before being named Bemidji State's 15th head coach, Tesch spent 11 years as an assistant for annual NCAA Division II playoff contender North Dakota. There, he assumed assistant head coaching duties in 1995. The Fighting Sioux captured at least a share of the North Central Conference championship three consecutive seasons before Tesch's departure in 1996. In addition to coaching duties, Tesch helped the Sioux achieve a 92 percent graduation rate while serving as academic advisor.

Prior to his UND appointment, Tesch spent one year as an assistant at Montana State, followed by a two-year stint as offensive coordinator at Central Missouri State.

A graduate of Moorhead State (Minn.) University who was a free-agent signee with the Atlanta Falcons, Tesch was inducted into the MSU Hall of Fame in the spring of 1998. In 1977, Tesch was the NCAA Division II receiving champion and still holds Dragon single-game and single-season records for receptions.

In 23 years of coaching, Tesch has produced 12 All-America selections and five NFL draft picks.

Jeff and his wife Susan have two children — daughter Tara and son Vincent.



Memorable Victories in the Tesch Era

Oct. 19, 1996 def. Minn.-Morris, 19-15
Jeff Tesch's first win as BSU head coach.

Nov. 13, 1996 def. Southwest St., 28-14
BSU snaps a nine-game Metrodome losing streak in the NSIC Metrodome Classic.

Sept. 6, 1997 def. St. John's, 25-21
47-yard Hail Mary caps 13-point fourth quarter comeback in Tesch's first non-conference win.

Oct. 31, 1998 def. Minn. Duluth, 48-18
BSU posts first win over Bulldogs since 1977.

Sept. 23, 2000 def. Northern St., 39-38
BSU starts 4-0 for first time since 1944.

Oct. 7, 2000 def. Southwest St., 65-63 (4OT)
BSU outlasts the Mustangs in a four-overtime Homecoming classic. SSU set NCAA record (since broken) for points scored by a losing team.

Oct. 28, 2000 def. Minn.-Morris, 70-0
BSU sets school record for points scored, touchdowns scored and margin of victory.

Sep. 29, 2001 def Northern State, 47-46 (2OT)
BSU rallies from a 26-6 halftime deficit to help Tesch become the fastest BSU coach to win 30 games.

Nov. 3, 2001 def. Minn.-Morris, 69-6
Win is 250th in school history, and BSU ties school record with 10 TDs scored.

Oct. 15, 2002 def. Northern State, 28-21
Ryan McCrady's 80-yard INT return gives BSU a homecoming win and earns Tesch his 25th win against conference foes to tie the school record.

Oct. 25, 2003 def Northern State, 48-42
BSU rallies from 21-0 first-quarter deficit and wins despite being outgained by 222 yards.

Oct. 30, 2004 def MSU-Moorhead, 42-0
Tesch orchestrates a blowout of his alma mater to retain Battle Axe for fifth consecutive season and put himself in sole possession of first place on BSU's all-time coaching victories list.

Oct. 15, 2005 def. Minn., Crookston, 40-14
Bemidji State rolls up 603 yards of total offense, including 358 rushing yards, as Tesch posts his 60th career victory.

Oct. 29, 2005 def. MSU-Moorhead, 27-13
BSU posts its record sixth consecutive victory over its arch rivals in the Battle for the Axe series, and posted its seventh win in the last eight meetings with the Dragons.

Nov. 10, 2006 def. Upper Iowa 44-20
BSU records a 44-20 win at the HHH Metrodome to claim the first outright NSIC title in school history. The win also solidifies the school's first trip to the post season earning a berth into the Mineral Water Bowl.

BSU Defense

2006

- Led the nation in yards allowed versus the run (51.9).
- Ranked No. 10 in total defense (250.8).
- Held seven opponents to fewer than 25 yards rushing.
- Held opponents to a meager 18.2 points per game-breaking a Tesch era record set in 2004.
- Led the NSIC in sacks (3.33)
- DE Robert Molstad led BSU and finished second in the NSIC with 7.0 sacks - tied for seventh-most in a season at BSU led a crew of five BSU defenders selected Second-Team All-NSIC. He was joined by LBs Zach Christ and Matt Heber, CB Willy Plancher and S Jeremiah Johnson. Zach Stafford earned first-team honors while LB Ben Barrato rounded a an HM

2005

- Tied for NSIC lead with 13 fumble recoveries; 3rd in the league with 27 takeaways.
- Held Minnesota State to 182 total yards; limited Pre-Season All-America RB Sean Treasure to 42 yards rushing.
- Held MSU-Moorhead to 197 total yards.
- DE James Midboe named NSIC Pre-Season Defensive Player of the Year, later named First-Team All-NSIC.

2004

- Second in NSIC (all games) in scoring defense (22.0); lowest scoring average allowed by a BSU defense since 1986 (16.6); seventh consecutive season allowing less than 25 points per game.
- Led NSIC with 32 takeaways.
- Led NSIC (league games only) in scoring defense, allowing 18.4 points per game.
- Led NSIC (league games only) in takeaways (21) and turnover margin (+1.14).
- Second in NSIC (league games only) in rush defense (139.4) and pass efficiency defense (101.8)
- Set school record with 2 fumble-return touchdowns
- Finished the season with back-to-back shutouts vs Minn.-Crookston & Wayne St.
- CB Torry Joubert named First-Team All-NSIC; DT Gabe Rodriguez, LB Mitch Feierabend named Second-Team; S Jeremiah Johnson named HM

2003

- Third in NSIC in total defense (338.2)
- Third in NSIC in scoring defense (24.6).
- Forced seven turnovers in win at Northern State
- Defense went seven consecutive quarters without allowing a TD; snapped in Chadron State game
- S Marty Humeniuk named First-Team All-NSIC; LB Jon Aamot, DE Ben Jacobson, DE Adam Coughlin named Second-Team; S Kurtis Woodard honorable mention
- Humeniuk leads NSIC in tackles (10.8), Torry Joubert ties for league lead in interceptions (0.45)

Assistant Head Coach RICH JAHNER

An original member of Jeff Tesch's coaching staff, Rich Jahner enters his 12th season as Bemidji State's defensive coordinator and recruiting coordinator and his eighth season with the title of Assistant Head Coach.

The evolution of the BSU defense under Jahner's watch continued in 2006, as the Beavers led the nation against the run, allowing an average of just over 50 yards per game. Seven times BSU held opponents to less than 25 yards on the ground. The Beavers finished second in the NSIC giving up just over 250 yards of total offense per game while opponents scored just 18.2 points per contest on against Jahner's stingy defense.

Seven BSU defenders earned All-NSIC honors in 2006, giving BSU a total of 41 All-NSIC picks on defense under Jahner. Twenty-six of those 41 picks have come in the last five years.

The Beavers paced the NSIC in 2005 piling up 13 fumble recoveries and finished third in the league with 27 total takeaways while the crew limited two opponents to less than 200 yards of total offense.

In 2004, Jahner's Gang Green defense assembled its best season, statistically, in nearly 20 years. BSU finished second in the NSIC, allowing just 22.0 points per game -- the lowest by a BSU defense since 1986. BSU also led the NSIC in takeaways with 32, and in league games only led the conference in scoring defense (18.4), takeaways (21) and turnover margin (+1.14).

The Beavers closed the 2004 season with back-to-back shutouts, blanking MSU-Moorhead and Wayne State to record the program's first consecutive shutouts since 1985.

In 2003, the Beavers finished third in the NSIC (all games) in total defense and scoring defense, placing five defenders on the All-NSIC squad. The 2002 Beaver defense led the NSIC (league games only) in both passing defense (165.4 yards per game) and pass efficiency defense (108.1). The squad held Wayne State to just 147 total yards in a 38-2 victory, and shut out Southwest State, 37-0.

In 2001, LB Pat Engleright and DE Wallie Kuchinski earned First-Team All-NSIC honors to mark the first time since 1998 two BSU defenders were named to the first team.

BSU's defense was particularly fierce down the stretch in 2001, recording 38 tackles-for-loss and 13 sacks in the final four games while holding opponents to 17.5 points per game - seven points per game under its season average. Six of BSU's 12 interceptions came in its final four games.

Jahner's defense opened the 2000 campaign with a 25-0 win over Minot State, marking the first shutout pitched by the BSU defenders since a 51-0 win over Mt. Senario (Wis.) in 1986. The Beavers then posted a second shutout in their record-shattering 70-0 win over UM-Morris, marking the first time the BSU defense had posted

two shutouts in the same season since '85, when it posted three. It also marked BSU's first shutout of a conference foe since '85, when it shut out Southwest St., 32-0.

Jahner's attack defense recorded 44 sacks in 1998, while the 1996 Beaver defense ranked nationally in turnovers, forcing 20 fumbles and 14 interceptions while scoring four defensive touchdowns.

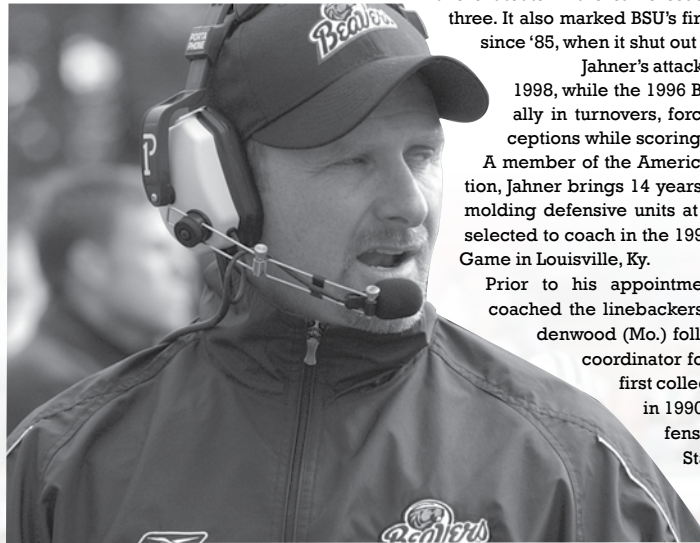
A member of the American Football Coaches Association, Jahner brings 14 years experience as a specialist in molding defensive units at the collegiate level. He was selected to coach in the 1996 National Collegiate All-Star Game in Louisville, Ky.

Prior to his appointment at Bemidji State, Jahner coached the linebackers and defensive backs at Lindenwood (Mo.) following a stint as the defensive coordinator for Valley City (N.D.) State. His first college coaching assignment came in 1990 when he worked with the defensive line at Central Missouri State.

Jahner, his wife Sheri, son Trace and daughter Maris reside in Bemidji.



Jahner



At-a-Glance

Born	Jan. 4, 1965
Birthplace	Regent, N.D.
High School	New England St. Mary's (N.D.)
College	Minot (N.D.) State '86 B.S., math-computer science Central Missouri State '92 M.S., physical education-exercise science
Family	wife Sheri son Trace (17); daughter Maris (13)

Coaching Profile

...as an assistant coach

Year	School	Position
1990-92	Central Missouri St.	Defensive Line
1992-93	Valley City State	Def. Coordinator
1994-95	Lindenwood (Mo.)	LB / Secondary
1996-p	Bemidji State	Def. Coordinator



Assistant Coach **BRENT BOLTE**

- ▶ Co-Defensive Coordinator
- ▶ Cornell College (Iowa) '98
- ▶ Eighth season at Bemidji State

Brent Bolte enters his eighth season on the Bemidji State coaching staff and his fifth as a full-time assistant coach. Bolte spent the 2002 season as an adjunct coach overseeing linebackers, and the previous two seasons was in charge of BSU's receiving corps. Bolte received his promotion to full-time assistant coach in August, 2003 and was named Co-Defensive Coordinator in 2005.

During his five years at linebacker coach, Bolte developed a First- or Second-Team All-NSIC selection each year. He began a new streak in 2006 when juniors Matt Heber and Zach Christ were each named Second-Team All-NSIC. While Christ led the Beavers in tackles and ranked ninth among his NSIC foes with 85 total tackles and six sacks, Heber tied for second in the league with four interceptions. He also equalled BSU season and career records returning a pair of interceptions for touchdowns. Of his 50 tackles, 13 were for a loss.

Christ and Heber are just the most recent examples of the type of player Bolte has turned consistently out. He helped mold the career of Jon Aamot, who was named Second-Team All-NSIC in 2003. He finished as BSU's career leader in solo tackles (157) and finished second in total tackles (362).

In 2002, Bolte helped continue BSU's recent tradition of strong play at the linebacker position. Aamot finished second in the NSIC in tackles per game and became BSU's most-decorated player in 2002. He was named Second-Team All-NSIC, Second-Team All-Region by Daktronics, Inc. and Third-Team All-Region by Don Hansen's Gazette. His 115 total tackles and 52 solo tackles were amongst the 10-best single-season efforts on record at BSU.

Bolte spent the 2000 and 2001 seasons as BSU's wide receivers coach, where he helped develop one of the NSIC's best receiving corps. He coached a First-Team All-NSIC pick during both of his seasons at the position; Jason Leden in 2000 and Ryan Welle in 2001. Under Bolte's tutelage, Leden left BSU as the program's career leader in catches, receiving yards and receiving touchdowns (records since tied or broken), and in 2001 Welle set a school single-season record for receiving yardage.

Before joining the BSU staff, Bolte spent 1999 coaching wide receivers and quarterbacks at Loras College in Dubuque, Iowa. Bolte started and lettered four years as a linebacker at Cornell College in Mt. Vernon, Iowa. He helped the program capture the 1995 Midwest Athletics Conference championship and the 1996 Southern Division crown. He received All-MAC honors and left as the school's career leader in tackles (since broken). He graduated in 1998 with a double major in psychology and physical education.

Bolte and his wife Kim have a son, Caden and daughter, Beth. They reside in Bemidji.



Bolte

BSU Position Players Under Bolte...

2006 / Linebackers - Zach Christ and Matt Heber named Second-Team All-NSIC...Christ led the Beavers with 85 total tackles and ranked third on the team with 6.0 sacks...Heber tied for second in the NSIC with four interceptions, equalled a BSU single-season record returning two interceptions for touchdowns and recorded 50 tackles with 13 coming for a loss.

2004 / Linebackers - Mitch Feierabend named Second-Team All-NSIC, finishes third on team with 61 tackles, fourth with 6.5 tackles-for-loss... Ben Barrato finishes second on team with 84 tackles (23 solo) in first season as a starter.

2003 / Linebackers - Jon Aamot named Second-Team All-NSIC, finishes career as BSU's all-time leader in solo tackles (157), second on the career tackles chart (362) and sixth in career tackles-for-loss (27.5)... Junior Mitch Feierabend emerges as an every-down linebacker, finishing third on team with 67 tackles and fifth on team with 7.5 tackles-for-loss.

2002 / Linebackers - Jon Aamot named Second-Team All-NSIC, Daktronics, Inc. Second-Team All-Midwest Region, Don Hansen's Gazette Third-Team All-Midwest Region.

2001 / Wide Receivers - Ryan Welle named First-Team All-NSIC; breaks BSU single-season yardage record... Jason Leden leaves BSU as all-time leader in catches, receiving yardage and touchdowns.

BSU Defense 2002

- Led NSIC (league games only) in pass defense (165.4 ypg) and passer rating against (108.1)
- LB Jon Aamot and S Marty Humeniuk named Second-Team All-NSIC; three defenders named Honorable-Mention All-NSIC
- Defense shut out Southwest State (W, 37-0) and allowed no points to Wayne State (W, 38-2)
- Held Wayne State to just 147 yards of offense

2001

- LB Pat Engleright, DE Wallie Kuchinski named First-Team All-NSIC
- Allowed just 13 points, recorded 23 tackles for loss and 10 sacks in season's final two games
- Two games with seven or more sacks - 7.5 sacks at Northern State, 7 sacks vs UM-Crookston

2000

- Defeated Minot State, 25-0, for defense's first shutout since 1986. Defense would record a second shutout, 70-0 over UM-Morris, to mark first time since 1985 BSU had recorded two or more shutouts in the same season
- Allowed 20 or fewer points in six of 11 games, most since doing so in seven games in 1986
- LB Pat Engleright and DE Wes Ehlers named Honorable Mention All-NSIC

1999

- DE Jay Hanson named Pre-Season All-America by The Sporting News
- Hanson, LB Terrance Wilcox, DB Rob Sutura named Second-Team All-NSIC; DB Ryan Fritts named Honorable Mention

1998

- DE Jay Hanson, DL Ben McAninch named First-Team All-NSIC; LB Ben Hudson, DB Rob Sutura named Second Team; LB Terrance Wilcox named Honorable Mention
- Team recorded 44 sacks. Hanson broke BSU records for sacks in a game and in a season

1997

- DB Joe Olsen, DE Ben McAninch named Second-Team All-NSIC

1996

- Defense forced 34 turnovers (20 fumbles, 14 interceptions) and scored four touchdowns
- DB Joe Olsen named First-Team All-NSIC

At-a-Glance

Born	July 7, 1977
Birthplace	Waterloo, Iowa
High School	Tripoli (Iowa) HS
College	Cornell College '98 B.S. psychology/physical education
Family	wife Kim son Caden; daughter Beth

Coaching Profile

<i>...as an assistant coach</i>		
Year	School	Position
1999	Loras College	WR / QB
2000-p	Bemidji State	WR / LB / Asst DC

BEMIDJI STATE FOOTBALL

BSU Offense

2006

- BSU offense was tops in the NSIC scoring 29.1 points per outing
- Despite starting just the final six contests - posting a 5-1 record - QB Cory Wardrope's 11 TD passes ties him for 12th on BSU's single-season list and he finished in the top 15 at the school in completions (96) and yardage (1,187).
- Wardrope led the league in pass efficiency completing 96 of 153 attempts while throwing just three interceptions (62.7)
- RBs Eurice Watson (723) and James Moore (491) each finished among the NSIC's top ten ground-gainers
- BSU has six players on the offensive side of the ball selected to the all-conference team. OL Justin Guy and John Keavney led the way as each went on to earn all-region accolades.

2005

- Tied school record with five games scoring 40 or more points.
- Set team single-season records for pass attempts (323), passing yards per game (268.0) and receptions per game (18.70); tied school season record with 27 touchdown passes.
- School-record eighth consecutive season with 2,000 or more yards passing and 5,000 all-purpose yards.
- Seventh consecutive season with 20 or more passing touchdowns, 60 or more touchdowns responsible for, 40 or more touchdowns scored and 300 or more points scored.
- QB Nathan Sannes set BSU season marks for pass attempts (320), completions (186), touchdowns (27), passing yards per game (264.3), total offense (2,869), and total offense per game (286.9) while tying the school record with 30 touchdowns responsible for.
- Sannes set BSU career records for completions (368), consecutive games with a touchdown pass (21) and total offense (5,782) and tied the school record with 51 passing touchdowns.
- BSU had two running backs named All-NSIC - Alvaro Carvajal (2nd) and Tyler Olson (HM).

2004

- School-record five games scoring 40+ points.
- Set school records in rushing yards (2,519), rushing touchdowns (33), points scored (442) and plays from scrimmage (802).
- School-record seventh consecutive season with 40 or more touchdowns scored (58) and 20 or more passing touchdowns (22).
- School-record sixth consecutive campaign with 2,000 or more yards passing (2,367).

Assistant Coach DAMIAN DROESSLER


- ▶ Wide Receivers
- ▶ Wisconsin-Platteville 2006
- ▶ First season at Bemidji State

Damian Droessler enters his first season as part of the Bemidji State coaching staff. His primary responsibility will be the Beavers' wide receiver corps.

Prior to his arrival at BSU, Droessler spent one season coaching running backs at his Alma mater, University of Wisconsin-Platteville. Under his watchful eye, Pioneer running back Mike Genslinger scampered to first team All-WIAC honors and the first 1,000-yard season since 1994.

Droessler was a three-year starter and four-year letter winner for the Pioneers. During the 2004 and 2005 seasons he was selected as team's offensive captain. Droessler also received the UW-Platteville's 2002 Newcomer of the Year and 2005 Team Most Valuable Player awards, while earning All-WIAC honors his senior year (2005). He graduated from UW-Platteville in 2006 with a degree in physical education/health education.

Droessler is a native of Cuba City, Wis., where he graduated in 2001.



The Droessler File

Born: Sept. 28, 1982
 Birthplace: Cuba City, Wis.
 High School: Cuba City High
 College:
 Wisconsin-Platteville 2006
 B.S. physical education/health education

Coaching History

2006 Wisconsin-Platteville..... RB
 2007 Bemidji State..... WR

Assistant Coach JASON MARTINEZ

- ▶ Defensive Line
- ▶ Albion 2004
- ▶ Second season at Bemidji State

Jason Martinez returns Bemidji State for his second season on the defensive coaching staff. In 2007, he will again mentor the program's linemen while coordinating BSU's student-athlete weight room.

Martinez came to BSU after one year coaching at his Alma mater, Albion (Mich.). He spent the 2005 campaign as assistant defensive line coach and special teams assistant. He also coached the scout team defense and oversaw off-season conditioning programs.

As a player, Martinez started 25 games and was a three-time letterwinner on the defensive line at Albion from 2002-04 and helped lead it to the 2001 Michigan Intercollegiate Athletics Association championship. He was an honorable-mention All-MIAA pick in 2004. Martinez also lettered in track from 2003-05.



The Martinez File

Born: March 12, 1983
 Birthplace: Jackson, Mich.
 High School: Jackson Lumen Christi
 College:
 Albion (Mich.) 2004
 B.S. psychology

Coaching History

2005 Albion..... DL / specialists
 2006 Bemidji State..... DL
 2007 Bemidji State..... DL

BSU Position Players Under Martinez

2006 / Defensive Line - Zach Stafford anchors a defensive unit that leads the nation against the run. Stafford leads the team with 15.5 tackles for a loss, including 6.5 quarterback sacks, and was fourth on the team in total tackles with 58. He finishes the season being selected for First-Team All-NSIC honors.

BSU Offense

- RB Tyler Olson sets BSU freshman records for rushing touchdowns (16) and scoring (98).
- WR Michael Nordyke ties school record with 10 receiving touchdowns, earns All-NSIC honors at three different positions.

2003

- BSU sets team single-season record with 322 passing attempts and posts second-highest team single-season completion total (176).
- RB Eddie Acosta finished his career as the 10th-leading rusher in NCAA Division II history with 5,766 yards. Acosta sets school season record with 297 rushing attempts.

2002

- School-record fourth consecutive season with 300+ points scored, 1,800+ rushing yards, 20+ passing TDs and 4,000+ yards of offense
- 28-21 win over Northern State capped a school-record streak of 12 consecutive games with 20 or more points scored

2001

- Set school single-season records in 22 offensive categories including rushing yards (2,257), rushing TDs (30), passing yards (2,864), passing TDs (27), total offense (5,181) and points scored (415)
- Third consecutive season BSU had set school records for scoring and total offense
- RB Eddie Acosta named NSIC Offensive MVP, earns three All-Region and All-America honors as NSIC's most-decorated player.

2000

- BSU offense ranks 18th nationally (416.7 yds/gm)
- School-record 70 points vs UM-Morris (10/28), tied for the fifth-highest single-game scoring total in Division II for 2000. BSU was one of two programs in the nation (Northwest Mo. St.) to score 65 or more points twice in 2000
- RB Eddie Acosta named First-Team All-NSIC, Second-Team All-America (Hansen's Gazette), Honorable Mention All-America (Daktronics) and Second-Team All-Region (Daktronics)

1999

- RB Chris Meyer ends career with 3,887 rushing yards, 41 total touchdowns scored
- School-record three 50-point scoring games

Assistant Coach ERIC MEDBERRY

The Medberry File

Born: Oct. 15, 1977
 Birthplace: West Union, Iowa
 High School: West Central (Maynard)
 College:
 Cornell (Iowa) 2000
 B.S. English/secondary education
 Bemidji State 2007
 M.S. sports studies

Coaching History

2003	Bemidji State.....	RB
2004	Bemidji State.....	RB
2005	Colorado College.....	S
2006	Bemidji State.....	QB
2007	Bemidji State.....	OC/QB

- ▶ Offensive Coordinator/Quarterbacks
- ▶ Cornell (Iowa) 2000
- ▶ Fourth season at Bemidji State



Eric Medberry begins his fourth season and second stint at BSU. Medberry, a graduate assistant coach from 2003-2004, returned to Jeff Tesch's staff in 2006 after spending one year at Colorado College.

Medberry, who will coach the Beavers' quarterbacks and will have a voice when it comes to BSU's play calling in 2007, spent the 2003 and 2004 seasons at Bemidji State mentoring the program's running backs.

At Colorado College, Medberry oversaw the Tiger safeties and was special-teams coordinator.

As a player, Medberry was a two-year letterwinner at defensive back for Cornell (Iowa) and was special teams captain in 1998.

An accomplished high school assistant coach before jumping into the collegiate ranks in 2003, Medberry helped direct Thomas Jefferson High in Cedar Rapids, Iowa to a conference title and a perfect 9-0 record in 2000 as offensive line and defensive backs coach. He also helped Lisbon (Iowa) High to a state quarterfinal appearance in 2002.

BSU Position Players Under Medberry

2006 / Quarterbacks - Cory Wardrope steps under center for the opening snap after six games and leads BSU on a five-game winning streak. He finished the season with 1,187 yards on 96 of 153 while throwing 11 touchdowns and just three interceptions. Completing nearly 68 percent of his passes, he led the NSIC in pass efficiency (162.7).

2004 / Running Backs - Tyler Olson set BSU freshman records for rushing yardage (1,234), rushing touchdowns (15), total touchdowns (16) and points scored (98).

2003 / Running Backs - Senior Eddie Acosta sets school single-season record with 297 rushing attempts, named Honorable-Mention All-NSIC... Finished his career as the 10th-leading rusher in NCAA history with 5,766 yards and remains BSU's all-time leader in 12 offensive categories.

Assistant Coach DARREN NELSON

The Nelson File

Born: August 8, 1977
 Birthplace: Minneapolis, Minn.
 High School: Academy of Holy Angels
 College:
 St. Thomas (Minn.) 2000
 B.S. criminal justice/psychology

Coaching History

2000	Holy Angels.....	AC
2001	Holy Angels.....	AC
2002	Holy Angels.....	DC
2003	Holy Angels.....	DC
2004	St. Thomas.....	DB
2005	St. Thomas.....	DB
2006	St. Thomas.....	DB
2007	Bemidji State.....	DB

- ▶ Defensive Backs
- ▶ St. Thomas (Minn.) 2000
- ▶ First season at Bemidji State



Darren Nelson joins the BSU football staff in 2007 and will oversee the program's defensive secondary with a specific focus on the defensive backs.

Nelson comes to BSU after seven seasons of coaching at both the collegiate and prep levels. His coaching career began in 2000 when he returned to site if his prep career. He served as an assistant coach for the Stars' varsity team for three seasons and was the defensive coordinator in his final two seasons. For the past three years Nelson has been the defensive backs coach at his Alma mater, the University of St. Thomas. He has also spent time volunteering as a youth baseball coach for the Minneapolis Park Board.

As a student-athlete, Nelson was a second-team All-MIAC member with the Tommies in 1999 and graduated in 2000 with degrees in criminal justice and psychology.

Nelson's ties to Bemidji State run deep. His uncle is Dale Hartje, a BSU alum and member of the Athletic Hall of Fame.

BEMIDJI STATE FOOTBALL

Video Staff



John Olsen



Mike Martine

Training Staff




Pam DeLancey



Eric Sand

Student Assistant



Gordy Houg



Assistant Coach

BRYAN STOFFEL


- ▶ Running Backs
- ▶ Bemidji State 2004
- ▶ First season at Bemidji State

Bryan Stoffel enters his first season on the Bemidji State coaching staff but is no stranger to Bemidji or Beavers fans. After a four-year career at BSU, during which the offensive lineman became just the second BSU football player to be named to the d2football.com All-America team in 2003, he spent three seasons coaching at Bemidji High School. While with the Lumberjacks his responsibilities included the offensive and defensive lines as well as linebackers.

Stoffel began his playing career at North Dakota State University before transferring to Bemidji State University in 2000. During his time at BSU, Stoffel was cleared the way for BSU's all-time leading rusher Eddie Acosta and earned All-NSIC honors three times and was selected for first-team all-region and third team all-America honors his senior year.

He graduated from BSU with a B.S. in physical education in 2004.

Stoffel and his wife Sarah, also a BSU alumna, reside in Bemidji.



The Stoffel File

Born:April 16, 1980
 Birthplace:St. Paul, Minn.
 High School:Humboldt High
 College:
 Bemidji State 2004
 B.S. physical education

Coaching History

2004	Bemidji High School AC
2005	Bemidji High School AC
2006	Bemidji High School AC
2007	Bemidji State RB

Assistant Coach

DR. KEN TRAXLER

- ▶ Linebackers
- ▶ Minnesota Morris 1989
- ▶ Tenth season at Bemidji State

Dr. Ken Traxler is in his 10th year on the BSU coaching staff, and his seventh as an assistant coach after spending the previous three campaigns as a volunteer assistant.

Traxler has helped BSU produce an All-Conference performer at defensive tackle from 2002-2005, and for 2007 will oversee the Beaver linebackers for the second season.

Traxler brings a 13-year coaching resume to the Bemidji staff, including stints as a defensive coach at the University of Minnesota, Morris and at Gustavus Adolphus College.

Traxler played linebacker for Minn., Morris, where he received his bachelor's degree in chemistry in 1989. He earned a doctorate in chemistry from the University of Denver in 1994.

In addition to his coaching duties, Traxler is a professor in the BSU Department of Chemistry, which he joined in 1997.



The Traxler File

Born:July 31, 1966
 Birthplace:LeCenter, Minn.
 High School: LeCenter
 College:
 Minnesota Morris 1989
 B.A. chemistry
 Denver 1994
 PhD chemistry

Coaching History

1988	Minnesota Morris DL / LB
1989	Minnesota Morris DL / LB
1994	Gustavus Adolphus DL
1998	Bemidji State DL / DT
1999	Bemidji State DL / DT
2000	Bemidji State DL / DT
2001	Bemidji State DT
2002	Bemidji State DT
2003	Bemidji State DT
2004	Bemidji State DT
2005	Bemidji State DT
2006	Bemidji State LB
2007	Bemidji State LB

BSU Position Players Under Traxler

2006 - LBs Matt Heber and Zach Christ named Second-Team All-NSIC.

2005 - DT Zach Stafford named Honorable-Mention All-NSIC.

2004 - DT Gabe Rodriguez named Second-Team All-NSIC.

2003 - DT Ben Jacobson named Second-Team All-NSIC.

2002 - Mitch Hecker named Honorable Mention All-NSIC.

2006 NSIC CHAMPIONS

BEMIDJI STATE FOOTBALL

2007 Bemidji State Beavers ALPHABETICAL ROSTER

No	Name	Pos	Ht	Wt	Exp	Hometown (Last school)
80	Cameron Abram	WR	5-8	175	Fr-HS	Brooklyn Park, Minn. (Osseo)
52	Matt Anderson	LB	5-9	215	Fr-HS	Hibbing, Minn. (High)
24	Jake Anderson	LB	6-1	225	So-1L	Karlstad, N.D. (Tri-County High)
19	Tony Benedetto	WR	6-0	185	Fr-HS	Crystal Lake, Ill. (Crystal Lake South)
6	Adam Berg	WR	6-2	180	Fr-RS	Cambridge, Minn. (Cambridge Isanti)
96	Josh Beste	DL	6-1	212	Fr-HS	East Grand Forks, Minn. (High)
34	Michael Brown	FB	5-11	195	Fr-HS	Lake in the Hills, Ill. (Crystal Lake South)
31	Bryce Buchanon	LB	6-0	202	Fr-HS	Cedar Rapids, Iowa (Washington)
70	Zach Busch	OL	6-1	321	Fr-HS	Kearney, Mo. (High)
72	Jake Caillier	OL	6-1	268	Fr-HS	Crookston, Minn. (High)
34	Zach Christ	LB	5-11	215	Sr-3L	Buffalo, Minn. (High)
80	Robert Clay	WR	5-8	165	Fr-HS	Omaha, Neb. (Omaha Metro Area)
62	Jacob Curtiss	OL	6-1	287	Fr-RS	Aitkin, Minn. (High)
87	Mat Davis	TE	6-3	246	Sr-2L	Princeton, Minn. (High)
92	Tony Dorn	DL	6-1	273	Fr-HS	Thief River Falls, Minn. (High)
60	John Driscoll	OL	6-0	310	So-1L	Lockport, Ill. (Lockport Township)
89	Adrian Dunn	DE	6-3	236	Sr-1L	Healdsburg, Calif. (High / Mendocino (Calif.) CC)
39	Jared Dunn	LB	6-1	217	Sr-1L	Healdsburg, Calif. (High / Mendocino (Calif.) CC)
46	Andrew Eagan	LB	6-2	231	Fr-RS	Sauk Village, Ill. (Marian Catholic)
8	Derek Edholm	QB	6-0	172	Fr-RS	Anoka, Minn. (High)
23	Michael 'Tiger' Ellison	DB	5-9	170	So-1L	Columbus, Ohio (Walnut Ridge / Ohio Univ.)
66	Adam Freeh	DL	6-0	228	Fr-RS	Zimmerman, Minn. (High)
42	Jeremy Gettel	FB	5-10	244	Sr-3L	Stewart, Minn. (McLeod West)
59	David Ghysels	DT	6-1	234	Fr-RS	Springboro, Ohio (Springboro)
67	Alan Gilbertson	OL	6-3	281	Fr-RS	Richfield, Minn. (High)
81	Ben Gort	TE	6-5	202	Fr-HS	Forest Lake, Minn. (High)
58	Kolby Gullickson	LB	5-10	200	Fr-HS	Fertile, Minn. (Fertile-Beltrami)
43	Kellen Gullickson	LB	5-10	194	Fr-HS	Big Lake, Minn. (Monticello)
79	Justin Guy	OL	6-3	290	Sr-2L	Blaine, Minn. (High)
35	Drew Hayes	DB	5-10	199	Fr-RS	Bagley, Minn. (High)
47	Matt Heber	LB	6-0	205	Sr-2L	Mundelein, Ill. (High/Fort Lewis)
84	Justin Hunt	WR	5-10	150	Fr-HS	Bemidji, Minn. (High)
73	Cory Ivmerman	OL	5-11	267	Fr-HS	Becker, Minn. (High)
92	Seth Iverson	DE	6-2	249	Sr-3L	Hatton, N.D. (High)
5	Matt Jauch	LB	6-1	197	Fr-HS	Middleton, Wis. (Middleton)
50	Brian Jensen	DB	5-10	226	Fr-HS	Underwood, Minn. (High)
38	Jeremiah Johnson	S	5-11	195	Sr-3L	Glidden, Iowa (Glidden-Ralston)
12	Sid Johnson	DB	5-7	165	So-1L	Fairbanks, Alaska (Lathrop)
11	Kyle Jorgenson	WR	6-2	201	Jr-2L	Princeton, Minn. (High / Winona State)
13	George Kadlec	WR	6-2	190	Jr-2L	Chicago, Ill. (Lockport)
15	Josh Karch	S	6-0	225	Jr-2L	Moorhead, Minn. (High)
61	John Keaveny	OL	6-2	310	Sr-3L	St. Cloud, Minn. (Cathedral)
85	Scott Kettner	TE	6-2	190	Fr-HS	Milwaukee, Wis. (Hartford Union)
14	C.J. Keys	WR	5-8	177	So-1L	Juneau, Alaska (Juneau Douglas)
48	Asher Kingery	LB	6-0	205	So-1L	Edinburg, N.D. (High)
56	Luke Knutson	LB	6-0	200	Fr-HS	Bagley, Minn. (High)
54	Thomas Kraft	LB	6-0	229	So-1L	Strasburg, N.D. (High)
26	Jason Kunz	S	5-11	201	Jr-2L	Esko, Minn. (High)
93	Jordan Lardinois	DL	6-3	231	So-1L	New Franken, Wis. (Notre Dame Academy)
36	David Larson	RB	6-0	202	Fr-HS	Eden Prairie, Minn. (High)
85	John Larson	TE	6-5	255	Sr-3L	Littlefork, Minn. (High/Rainey River (Minn.) CC/Jamestown)
41	Tim Larson	S	6-1	224	Jr-2L	Lake Park, Minn. (High)
97	Josh Lasser	LB	6-0	217	So-1L	Warroad, Minn. (High)
51	Jacob Ledding	LB	6-1	217	Fr-HS	Underwood, Minn. (High)
33	Justin Lee	DB	5-9	184	Fr-HS	Burlington, Ill. (Burlington Central)
74	Pat Leines	OL	6-4	350	So-1L	Red Lake Falls, Minn. (Lafayette)
57	Nathan Mahlik	OL	6-6	311	Jr-2L	Two Rivers, Wis. (Roncalli Manitowoc)
99	Kyle McMartin	DE	6-2	245	Jr-2L	Osceola, Wis. (High)
68	Davis Mickelson	OL	6-6	285	Fr-HS	Ashby, Minn. (Public High)
94	Kris Micksch	K/P	5-9	167	Fr-HS	Shawano, Wis. (Shawano Community)
40	Brandon Miles	RB	5-10	190	So-1L	Kenai, Hawaii (Kenai Central)
51	Alex Mock	LB	5-10	187	Fr-HS	Williston, N.D. (High)
98	Robert Molstad	DE	6-3	255	Sr-3L	Champlin, Minn. (Champlin Park)

Numerical Roster

1	T.J. Schmitz	S	Sr-3L
2	Terrell Phelps	CB	Jr-2L
3	Pat Pitman	FB	So-1L
4	Willy Plancher	CB	Sr-3L
5	Erick Newman	RB	Jr-1L
6	Adam Berg	WR	Fr-RS
7	Anthony Schreiber	WR	Sr-3L
8	Derek Edholm	QB	Fr-RS
9	Andrew Schultz	WR	Fr-RS
10	Micky Nicholas	QB	FR-HS
11	Kyle Jorgenson	WR	Jr-2L
12	Sid Johnson	DB	So-1L
13	George Kadlec	WR	Jr-2L
13b	Chase Quinnen	QB	Fr-HS
14	C.J. Keys	WR	So-1L
15	Josh Karch	S	Jr-2L
15b	Brian Jensen	DB	Fr-HS
16	Connor Sathre	QB	Fr-HS
17	Cory Wardrope	QB	So-1L
18	Dusty Sluzewicz	DB	Fr-HS
19	Tony Benedetto	WR	Fr-HS
20	Paul Potemra	K/P	Fr-TR
20a	Kyle Nohre	DB	Fr-HS
21	Spencer Wagner	CB	So-1L
22	Josh Rose	DB	Sr-1L
23	Tiger Ellison	DB	So-1L
24	Jake Anderson	LB	So-1L
25	Sam Wedin	LB	Fr-TR
26	Jason Kunz	S	Jr-2L
27	Aaron Roland	DB	Fr-HS
28	Kyle Nohre	DB	Fr-RS
29	James Moore	RB	So-1L
30	Eurise Watson	RB	Jr-1L
31	Bryce Buchanon	LB	Fr-HS
32	Alex Pearson	DB	Fr-HS
33	Justin Lee	DB	Fr-HS
34	Zach Christ	LB	Sr-3L
34b	Michael Brown	FB	Fr-HS
35	Drew Hayes	DB	Fr-RS
36	David Larson	RB	Fr-HS
37	Jeremy Turner	K/P	FR-HS
38	Jeremiah Johnson	S	Sr-3L
39	Jared Dunn	LB	Sr-1L
40	Brandon Miles	RB	So-1L
41	Tim Larson	S	Jr-2L
41b	Zach Wold	DB	Fr-HS
42	Jeremy Gettel	FB	Sr-3L
43	Kellen Gullickson	LB	Fr-HS
44	Josh Templin	LB	Sr-3L
45	George Percak-Dennet	LB	Fr-HS
46	Andrew Eagan	LB	So-1L
47	Matt Heber	LB	Sr-2L
48	Asher Kingery	LB	So-1L
49	Brody Scheff	DB	Fr-HS
50	Brian Jensen	LB	Fr-HS
51	Alex Mock	LB	Fr-HS
51b	Jacob Ledding	LB	Fr-HS
52	Matt Anderson	LB	Fr-HS
54	Thomas Kraft	LB	So-1L
55	Matt Jauch	LB	Fr-HS
56	Luke Knutson	LB	Fr-HS
57	Nathan Mahlik	OL	Jr-2L
57b	Jeremy Ross	LB	Fr-HS

BEMIDJI STATE FOOTBALL

Numerical Roster

58	Kolby Gullickson	LB	Fr-HS
59	David Ghysels	DT	Fr-RS
60	Jonathon Driscoll	OL	So-1L
61	John Keaveny	OL	Sr-3L
62	Jacob Curtiss	DL	Fr-RS
63	Dan Roscoe	OL	Jr-1L
64	Nick Wilson	DL	
65	Chase Pearson	OL	Sr-3L
66	Adam Freeh	DL	Fr-RS
67	Alan Gilbertson	OL	Fr-RS
68	Davis Mickelson	OL	Fr-HS
69	Chad Whaley	OL	Fr-RS
70	Zach Busch	OL	Fr-HS
71	Chris Parrish	DL	So-1L
72	Jake Caillier	OL	Fr-HS
73	Cory Immerman	OL	Fr-HS
74	Pat Leines	OL	So-1L
75	Eric Zingleman	DL	Fr-HS
76	Steve Pappas	OL	Fr-HS
77	Mike Picard	OL	Sr-1L
78	Austin Roberts	OL	Fr-HS
79	Justin Guy	OL	Sr-2L
80	Cameron Abrams	WR	Fr-HS
80b	Robert Clay	WR	Fr-HS
81	Dan Nagengast	TE	Sr-3L
81b	Ben Gort	TE	Fr-HS
82	Tim Saxon	WR	Fr-HS
83	Jeremy Pachal	WR	Sr-3L
83b	Jake Schmidt	DB	Fr-HS
84	Justin Hunt	WR	Fr-HS
85	John Larson	TE	Sr-3L
85b	Scott Kettner	TE	Fr-HS
86	Rob Wills	DE	Fr-HS
87	Mat Davis	TE	Sr-2L
88	Nate Solors	K/P	Fr-HS
89	Adrian Dunn	DE	Sr-1L
90	Zach Stafford	DT	Sr-3L
91	Tony Svare	LB	Fr-RS
92	Seth Iverson	DE	JS-3L
92b	Tony Dorn	DL	Fr-HS
93	Jordan Lardinois	DL	So-1L
94	Collin Peterson	DE	Fr-HS
94b	Kris Misksch	K/P	Fr-HS
95	Bryan Wick	DE	So-1L
95b	Jerry Smith	DL	Fr-HS
96	Josh Beste	DL	Fr-HS
97	Josh Lasser	LB	So-1L
98	Robert Molstad	DE	Sr-3L
99	Kyle McMartin	DE	Jr-2L
99b	Jesse Sundby	K	Fr-HS

2007 Bemidji State Beavers ALPHABETICAL ROSTER

Name	Pos	Ht	Wt	Exp	Hometown (Last school)	
29	James Moore	RB	5-9	191	So-1L	Houston, Texas (Elkins / Prairie View A&M)
81	Dan Nagengast	TE	6-0	235	Sr-3L	Plymouth, Minn. (Wayzata)
5	Erick Newman	RB	5-11	200	Jr-1L	Naperville, Ill. (Downers Grove South)
10	Mickey Nicholas	QB	6-0	162	Fr-HS	Oak Forest, Ill. (High)
20	Kyle Nohre	DB	5-11	185	Fr-HS	Bemidji, Minn. (High)
76	Steve Pappas	OL	6-2	312	Fr-HS	Appleton, Wis. (Appleton East)
83	Jeremy Pachal	WR	6-2	207	Sr-3L	Hayward, Wis. (High)
71	Chris Parrish	DL	6-0	322	So-1L	Grand Forks, N.D. (Central)
32	Alex Pearson	DB	6-2	175	Fr-HS	Moorhead, Minn. (High)
65	Chase Pearson	OL	5-11	290	Sr-3L	Roseau, Minn. (High)
45	George Percak-Dennet	LB	6-2	218	Fr-HS	Wasilla, Ark. (High)
94	Collin Peterson	DL	6-1	337	Fr-HS	Forest Lake, Minn. (High)
2	Terrell Phelps	CB	5-9	177	Jr-2L	Lincolnton, N.C. (High)
77	Mike Picard	OL	6-6	322	Sr-1L	Crookston, Minn. (High)
3	Pat Pitman	LB	6-0	228	So-1L	Billings, Mont. (Skyview)
4	Willy Plancher	CB	5-11	188	Sr-3L	Naples, Fla. (Barron Collier / Ft. Scott (Kan.) CC)
20	Paul Potemra	K/P	5-11	170	Fr-TR	Poolesville, Md. (Univ. of Maryland-Baltimore County)
13	Chase Quinnen	QB	6-0	208	Fr-HS	Gresham, Wis. (Shawano Community)
78	Austin Roberts	OL	6-4	245	Fr-HS	Soldnota, Alaska (High)
27	Aaron Roland	DB	6-0	190	Fr-RS	Wahpeton, N.D. (High)
63	Dan Roscoe	OL	6-5	336	Sr-3L	Plymouth, Minn. (Wayzata)
22	Josh Rose	DB	6-1	188	Sr-1L	Stillwater, Minn. (North Dakota St. College of Science)
57	Jeremy Ross	LB	5-10	200	Fr-HS	Sauk Centre, Minn. (High)
16	Conor Sathre	QB	6-1	209	Fr-HS	Osseo, Minn. (High)
82	Tim Saxon	WR	6-0	197	Fr-HS	Minneapolis, Minn. (Patrick Henry)
49	Brody Scheff	DB	6-0	177	Fr-HS	Waconia, Minn. (High)
83	Jake Schmidt	DB	5-11	171	Fr-HS	Frederic, Wis. (High)
1	T.J. Schmitz	S	5-10	218	Sr-3L	Sebeka, Minn. (High)
7	Anthony Schreiber	WR	6-0	185	Sr-3L	Berkeley, Ill. (Immaculate Conception)
9	Andrew Schultz	WR	6-1	180	Fr-RS	Grand Forks, N.D. (Central)
18	Dusty Sluzewicz	DB	5-10	180	Fr-HS	Homer Glen, Ill. (Lockport)
95	Jerry Smith	DL	5-10	240	Fr-HS	Eau Claire, Wis. (High)
88	Nate Solors	K/P	5-7	220	Fr-HS	Elk River, Minn. (High)
90	Zach Stafford	DT	6-2	279	Sr-3L	Fergus Falls, Minn. (High)
91	Nathan Stroozas	DL	5-11	245	Fr-RS	Two Harbors, Minn. (High)
99	Jesse Sundby	K	5-7	204	Fr-HS	Argyle, Minn. (Stephen Argyle Central)
91	Tony Svare	LB	6-1	230	Fr-RS	Grand Forks, N.D. (Central)
16	Curtis Szmanski	DB	6-0	160	Fr-HS	Calhan, Colo. (High)
44	Josh Templin	LB	6-0	227	Sr-3L	Baudette, Minn. (Lake of the Woods)
37	Jeremy Turner	K/P	5-9	176	Fr-HS	Maple Grove, Minn. (Osseo HS)
21	Spencer Wagner	CB	5-8	155	So-1L	Bismarck, N.D. (Century)
17	Cory Wardrope	QB	6-1	181	So-1L	Anchorage, Alaska (Chugiak)
30	Eurise Watson	RB	5-11	211	Jr-1L	Dayton, Ohio (Meadowdale / Ohio Univ.)
25	Sam Wedin	LB	6-1	240	Fr-HS	Grand Forks, N.D. (North Dakota)
69	Chad Whaley	OL	6-3	279	Fr-RS	North Pole, Alaska (Ben Eielson)
95	Brian Wick	DE	6-4	240	So-1L	Duluth, Minn. (Denfield)
86	Rob Wills	DE	6-3	239	Fr-RS	Roseville, Minn. (Roseville Area)
64	Nick Wilson	DL	6-0	215	Fr-HS	Green Isle, Minn. (Mayer Lutheran)
41	Zach Wold	DB	6-0	184	Fr-HS	Hatton, N.D. (High)
75	Eric Zingleman	DL	6-1	258	Fr-HS	Andover, Minn. (High)

Pronunciation Guide

Tony BENEDETTO	been-e-DEBT-oh	John KEAVENY	KEE-ven-ee	Jeremy PACHAL	PACK-all
Josh BESTE	BEST-ee	Luke KNUTSON	kah-NOOT-son	Paul POTEMRA	POAT-M
Jake CAILLIER	KALE-ee-er	Jason KUNZ	KOOZ	Connor SATHRE	SAY-three
Zach CHRIST	KRISST	Jordan LARDINOIS	LAR-din-oy	Dusty SLUZEWICZ	SLOOZ-which
Adam FREEH	FREE	Zach LAVINGE	la-VINJ	Tony SVARE	suh-VAR-ee
David GHYSELS	GUY-sells	Pat LEINES	LINES		
Matt HEBER	HEE-ber	Nathan MAHLIK	MAY-lick		
George KADLEC	KAD-leck	Dan NAGENGAST	NAY-gen-gast		



Jake Anderson

Pos: Linebacker
Ht/Wt: 6-2 / 220
Year: Junior - 2L
Home: Karlstad, N.D.
H.S.: Tri-County

2006 (So): Saw time in ten games piling up 13 tackles (5 solo) and a pass broken up... Picked off his first career pass Oct. 21st in a win over Winona State... career-high three tackles Oct. 14th at Wayne State (Neb.).

2005 (Fr): Appeared in one game as a reserve linebacker. Recorded one assisted tackle in BSU's Oct. 8 loss at Winona State.

Prior to BSU: Helped lead Tri-County to a section championship as a sophomore and a 7-3 record as a senior... Two-time all-conference selection in football, baseball and basketball... Scored game-winning touchdown in overtime in final home game as a senior.

Personal: Jacob Wayne Anderson... Born Jan. 10, 1987... Son of Wayne and Jackie Anderson... Majoring in criminal justice.

Anderson: Defensive Stats

Year	G	UT-AT-TT	TFL	SK	INT	PBU
2005	1	0-1-1	0.0-0	0.0-0	0-0	0
2006	10	5-8-13	0.0-0	0.0-0	1-15	1
Career	11	5-9-14	0.0-0	0.0-0	1-15	1

Career Highs:

Tackles: 3 at Wayne State (10/14/06); **Interceptions:** 1 vs. Winona State (10/21/07).

► **2007 Don Hanson's Preseason All-America selection**



Zach Christ

Pos: Linebacker
Ht/Wt: 5-11 / 215
Year: Senior - 3L
Home: Buffalo, Minn.
H.S.: Buffalo

2006 (Jr): Second-Team All-NSIC... Led BSU with 79 total tackles (20 solo) and added 10 tackles-for-loss... His 6.0 sacks were tied for third on the team an sixth among his NSIC counterparts.... He also posted a team-high six passes defended with an interception and a team-leading five passes broken up... Hauled in his first reception versus Pittsburg State (Dec. 2).

Thirteen tackles, 1.5 TFL, 0.5 sacks in the 2006 opener vers Minnesota Duluth (8/13)... Six tackles and a forced fumble at Minot State (9/9)... Seven tackles, one sack and an interception vs. Mary (10/7)... Seven tackles, 2.5 TFL, one sack, and two passes broken up vs. Winona State (10/21)... Eight tackles and a sack vs. SW Minnesota State (10/28)... Seven tackles and 1.5 sacks in the Metrodome Classic vs. Upper Iowa (11/10)... Sic tackles and a 13-yard reception in the 2006 Mineral Water Bowl (12/2).

2005 (So): Honorable-Mention All-NSIC... Finished third on team with 74 tackles (18 solo); added 5.0 tackles-for-loss and 0.5 sacks, and had two interceptions, three pass breakups and a fumble recovery.

Five tackles, fumble recovery, interception at Minot State (9/3)... Seven tackles (3 solo), 1.5 tackles-for-loss vs Minnesota State (9/10)... Three tackles, interception, pass breakup vs Southwest Minnesota State (10/1)... Seven tackles (2 solo), 2.0 tackles-for-loss, one-half sack at Minn.-Crookston... Career-high 12 tackles (1 solo), two PBU vs Northern State (10/22)... Tied career high with 12 tackles (3 solo), one TFL vs MSU Moorhead (10/29).

2004 (Fr-RS): Played seven games as a backup linebacker; finished season with four tackles (1 solo) with one tackle-for-loss (-1 yard)... Two tackles (1 solo) at Minnesota State (8/26).

2003 (Fr): Sat out as a redshirt.

Prior to BSU: Had 2,400 career yards rushing and 200 tackles, was a three-time All-Conference selection at Buffalo High.

Personal: Zach Daniel Christ... Born Aug. 29, 1984... Son of George and Pam Christ... Majoring in business administration.

Christ: Defensive Stats

Year	G	UT-AT-TT	TFL	SK	INT	PBU
2003	redshirt					
2004	7	1-3-4	1.0-1	0.0-0	0-0	0
2005	10	18-56-74	5.0-14	0.5-3	2-22	5
2006	12	30-55-85	10.0-48	6.0-42	1-15	6
Career	29	49-114-163	16.0-63	6.5-45	3-37	11

Career Highs:

Tackles: 13 vs. Minnesota Duluth (8/31/06); **Solo Tackles:** 4, four times; **Assists:** 11 vs Northern State (10/22/05); **TFL:** 2.5 vs. Winona State (10/21/06); **Sacks:** 1.5 vs. Upper Iowa (11/10/06); **PBU:** 2 vs three times; **Interceptions:** 1 vs. Mary (10/7/06).



Mat Davis

Pos: TE
Ht/Wt: 6-3 / 246
Year: Senior - 2L
Home: Princeton, Minn.
H.S.: Princeton


2006 (Jr): Saw time in two games during the 2006 campaign as an offensive lineman reserve... Played in a homecoming loss to U-Mary (10/7) and appeared in the 2006 Mineral Water Bowl versus No. 14 Pittsburg State.

2005 (So): Played in two games as a reserve offensive lineman... Appeared in the season opener at Minot State (9/3)... and in a home victory over Southwest Minnesota State (10/1).

2004 (Fr): Played against Wis.-River Falls (9/18) as a reserve offensive lineman.

Prior to BSU: Lettered in football and baseball at Princeton High School... Eared football senior award for outstanding leadership.

Personal: Mathew Steven Davis... Born Dec. 515, 1984... Son of Steven and Dona Davis... Majoring in marketing and communications.



John Driscoll

Pos: Offensive Line
Ht/Wt: 6-0 / 310
Year: Sophomore - 1L
Home: Lockport, Ill.
H.S.: Lockport Township

2006 (Fr-HS): Played in two games as a reserve offensive lineman. Saw time versus Minnesota Duluth (Aug. 31) and Minnesota, Crookston (Sept. 23).

Prior to BSU: Anchored a Lockport Township High of-fensive line that won the 2004 state championship...

earned all-conference accolades three times.

Personal: John James Driscoll... Born Nov. 25, 1987... Son of Jim and Kim Driscoll... Is studying business.



Adrian Dunn

Pos: Defensive End
Ht/Wt: 6-3 / 236
Year: Senior - 1L
Home: Healdsburg, Calif.
C.C.: Mendocino (Calif.)

2006 (Jr-TR): Appeared in 11 of 12 BSU games in the fall of 2006... Posted 16 tackles (four solo) including 4.0 tackles for a loss and 0.5 sacks... Came on strong at the end of the season accumulating five tackles (one solo), a TFL and forced a fumble versus No. 14 Pittsburg State in the Mineral Water Bowl (Dec. 2).

Assisted on a sack and recorded three tackles at MSU Moorhead (9/16)... Four tackles with one TFL vs. Minn., Crookston (9/23).

Prior to BSU: Came to BSU after a two-year career at Mendocino Junior College where he was a two-year All-Bay Valley Conference pick, appeared on the All-State squad as a sophomore and earned a spot on the Academic All-American Honor Roll.

High School: Played football and basketball at Sonoma County High School earning all-league honors in both.

Personal: Adrian Charles Dunn... Born Sept. 4, 1986... Brother Jared Dunn is a senior linebacker for the Beavers... Son of Ron and Kathy Dunn

Dunn Defensive Stats

Year	G	UT-AT-TT	TFL	SK	INT	PBU
2006	11	4-12-16	4.0-26	0.5-4	0	0
Career	11	4-12-16	4.0-26	0.5-4	0	0

Career Highs:

Tackles: 5 vs. Pittsburg State (12/2/06); **Solo Tackles:** 4 vs. Pittsburg State (12/2/06); **Assists:** 4 vs. Minn., Crookston (9/23/06); **TFL:** 1, three times; **Sacks:** 0.5 at MSU Moorhead (9/16/06).



Jared Dunn

Pos: Linebcker
Ht/Wt: 6-1 / 217
Year: Senior - 1L
Home: Healdsburg, Calif.
C.C.: Mendocino (Calif.)

2006 (Jr-TR): Played in all 12 of the Beavers' contests in 2006 as a reserve linebacker and special teams player... racked up 33 tackles (15 solo), six Tackles for a loss, a sack and a fumble recovery... On special teams returned one punt for six yards (10/28) and blocked a punts in the end zone that led to a safety vs. SW Minnesota State (10/28).

Five tackles at Minot State (9/9)... Five tackles and a tackle for a loss vs. Minn., Crookston (9/23)... Six tackles at Concordia-St. Paul (11/4)... Three tackles and two sacks vs. Upper Iowa in the Metrodome Classic (11/10)... Picked up a fumble and recorded two tackles in vs. Pitt. State in the Mineral Water Bowl (12/2).

Prior to BSU: Came to BSU after a stint at Mendocino Junior College.

BEMIDJI STATE FOOTBALL

High School: Played football and baseball at Redwood Empire High School... Appeared on the Dean's List and Honor Roll.

Personal: Jared Gregory Dunn... Born Dec. 10, 1984... Brother Jared Dunn is a defensive end for the Beavers... Son of Ron and Kathy Dunn... Is a business major at BSU.

Dunn Defensive Stats

Year	G	UT-AT-TT	TFL	SK	INT	FR
2006	12	15-18-33	6.0-30	2.5-22	0	1
Career	12	15-18-33	6.0-30	2.5-22	0	1

Career Highs:

Tackles: 6 at Concordia-St. Paul (11/4/06); **Solo Tackles:** 3, three times; **Assists:** 4 vs. Minn., Crookston (9/23/06); **TFL:** 2 vs. Upper Iowa (11/10/06); **Sacks:** 2 vs. Upper Iowa (11/10/06).



Tiger Ellison

Pos: Defensive Back
Ht/Wt: 5-9 / 170
Year: Sophomore - 1L
Home: Columbus, Ohio
Univ.: Ohio

2006 (Fr) - Played in 12 games as freshman on both defense and special teams. Finished with 13 total tackles (12 solo) two interceptions and two blocked kicks... As a kick returner, averaged 12.8 yards per attempt... In four returned posted a long of 16 yards at MSU Moorhead (9/16).

Grabbed his first career interception in a win vs. Minn., Crookston (9/23)... Recorded two tackles (2 solo) and blocked a kick at Northern State (9/30)... Blocked a kick at Concordia-St. Paul... Four tackles (4 solo) and an interception at Concordia-St. Paul.

Prior to BSU: Transferred to Bemidji State after redshirting at NCAA Division I Ohio University in Athens, Ohio.


Personal: Michael "Tiger" Ellison... Born Nov. 26, 1986... Son of Michael and Rosemary Ellison... has chosen ports administration as a major field of study.

Ellison: Defensive Stats

Year	G	UT-AT-TT	TFL	SK	INT	PBU
2006	12	12-1-13	0.0-0	0.0-0	2-0	0
Career	8	12-1-13	0.0-0	0.0-0	2-0	0

Career Highs:

Tackles: 4 vs. Upper Iowa (11/10/06); **Solo Tackles:** 4 vs. Upper Iowa (11/10/06); **Assists:** 1 at Wayne State (10/14/06); **Interceptions:** 1, two times.



Justin Guy

Pos: Offensive Line
Ht/Wt: 6-3 / 290
Year: Senior - 2L
Home: Blaine, Minn.
H.S.: Blaine

► Don Hanson's Preseason All-America Selection

2006 (Jr): First-Team All-NSIC and Daktronics Second-Team All-Region offensive lineman... Started 11 games at left guard for the Beavers... Missed only a

road victory over MSU Moorhead (9/16)... Helped block for a BSU offense which led the NSIC and ranked 29th nationally in scoring (29.1) and led the NSIC in rushing (154.8 yds/gm), rushing touchdowns (23) and total touchdowns scored (42)... BSU was one of three NSIC teams to roll up more than 200 first downs on the season (226, 3rd)... BSU's 26 sacks allowed were third-fewest in the NSIC.

2005 (So) - Played in seven games as a reserve offensive lineman, including each of BSU's final three contests.

2004 - Not on the BSU roster

2003 (Fr) - Played in seven games as a reserve offensive lineman... Recorded five tackles on special teams.

Prior to BSU: Helped lead Blaine to a state championship... Lettered in track and football.

Personal: Justin Robert Guy... Born Oct. 21, 1983... Son of Jim Guy and Anolea Hennepin... Majoring in industrial tech. construction management.



Matt Heber

Pos: Linebacker
Ht/Wt: 6-0 / 205
Year: Senior - 2L
Home: Mundelein, Ill.
Univ.: Fort Lewis

2006 (Jr): Second-team All-NSIC... Played in each of the Beavers' 12 games starting 11... Ranked fifth on the team with 50 tackles while his 23 was placed him third among his teammates... With 13.0 tackles for a loss he was second at BSU and fourth in the NSIC... Posted a team-high four interceptions--a single-season record at BSU for a linebacker... Now sits in a tie atop BSU's all-time single-season and career list for interceptions returned for touchdowns after finding the end zone in back-to-back wins versus Wayne State (10/14) and Winona State (10/21)... Earned NSIC Player of the Week honors after recording six tackles (1.5 TFL) and an interception versus Winona State (10/21)... Also recorded four sacks, a PBU and picked up a fumble on the season.

Opened the season versus Minn. Duluth with a 2006-best seven tackles with five coming as the solo variety--also a season-high for the junior (8/31)... Piled up four tackles and intercepted a pair of passes at Northern State (9/30)... Collected six tackles including 1.5 sacks in the homecoming game versus U-Mary (10/7)... Had four tackles, returned an interception for a touchdown and a PBU at Wayne State (10/14)... Picked off a pass and for the second week in a row, returned it for six points while six tackles and 0.5 sacks... Recorded the first fumble recovery of his career and racked up four tackles in a Metrodome Classic win over Upper Iowa (11/10).

2005 (So): Played in nine games as a reserve defensive back... Finished season with 17 tackles (5 solo), 1.5 tackles-for-loss and one pass defensed... Four tackles (1 solo) in BSU debut at Minot State (9/23)... Four tackles (1 solo) in win over SW Minnesota State (10/1)... Four tackles (2 solo), 1.5 tackles-for-loss at Winona State (10/8)... Two tackles, pass defensed at Minn., Crookston (10/15).

2004 (Fr-TR): Did not play after transferring from Fort Lewis College.

Prior to BSU: Helped lead Mundelein High to its first-ever state playoff appearance in 2003, setting a school record for yards-per-rush (8.8)... Named Team MVP in

both 2002 and 2003... Finished 7th in hurdles at state track & field championships.

Personal: Matthew Thomas Heber... Born Dec. 15, 1984... Son of Jerry and Paulette Heber... Majoring in physical education.

Heber: Defensive Stats

Year	G	UT-AT-TT	TFL	SK	INT	PBU
2005	9	5-12-17	1.5-3	0.0-0	0-0	1
2006	12	23-27-50	13.0-50	4.0-30	4-86	1
Career	21	28-39-67	14.5-53	4.0-30	4-86	2

Career Highs:

Tackles: 7 vs. Minnesota Duluth (8/31/06); **Solo Tackles:** 5 vs. Minnesota Duluth (8/31/06); **Assists:** 5 at MSU Moorhead (11/16/06); **TFL:** 3.0 vs. Minnesota Duluth (8/31/06); **PBU:** 1, two times; **Interceptions:** 2 at Northern State (9/30/06).



Seth Iverson

Pos: Defensive End
Ht/Wt: 6-2 / 249
Year: Senior - 3L
Home: Hatton, N.D.
H.S.: Hatton

Quickly: Currently stands 11th on BSU's all-time quarterback sacks list with 11.5 while his 112 yards for tackles for loss rank him eighth all-time.

2006 (Jr): Totaled 41 tackles in 12 games played to rank ninth among his teammates... His 6.0 sacks matched Zach Christ for third-best at BSU in 2006... Recorded 9.0 tackles for a loss of 52 yards... Also batted two passes down and led the team with three quarterback hurries.

Career-high 10 tackles (career-high 5 solo), a season-high 2.0 sacks and a PBU in the 2006 season opener vs. Minnesota Duluth (8/31)... Seven tackles (1 solo) including 1.5 sacks vs. MSU Moorhead (9/16)... In addition to three tackles Iverson fielded his first punt return gaining two yards before being brought down at Wayne State (10/14).

2005 (So): Played all 10 games with six starts as a defensive end; started BSU's last five games of the season... Recorded 28 tackles (13 solo), finished second on team in tackles-for-loss (8.0/-29 yards) and sacks (4.5/-22 yards), added two passes defensed and one fumble recovery.

Season-high nine tackles (4 solo), one tackle-for-loss at Wis.-River Falls (9/17)... Three tackles (2 solo), 2.5 tackles-for-loss (-11 yards), 1.5 sacks (-9 yards) vs SW Minnesota State (10/1)... Three tackles (3 solo), career-high three tackles-for-loss (-11 yards), career-high two sacks (-8 yards) vs MSU Moorhead (10/29)... Seven tackles (3 solo) vs Wayne State (Neb.) in the Metrodome Classic.

2004 (Fr-RS): Played eight games at linebacker with four starts... Finished with 21 tackles (7 solo), 5.5 tackles-for-loss, one sack and a school-record 62 fumble return yards.

Seven tackles (3 solo), two tackles-for-loss (-16 yards), school-record 62-yard fumble return touchdown vs Wis.-River Falls (9/18); NSIC Co-Defensive Player of the Week... Four tackles (3 solo), 2.5 tackles-for-loss (-14 yards), one sack (-6 yards) at SW Minnesota State (10/2).

2003 (Fr): Sat out as a redshirt.

Prior to BSU: Second-team All-State, all-conference honors at Hatton High as team's leading tackler...

Two-time all-conference in basketball.

Personal: Seth Allan Iverson... Born May 5, 1985... Son of Steve and Lisa Iverson... Majoring in construction management.

Iverson: Defensive Stats

Year	G	UT-AT-TT	TFL	SK	FR	INT
2003	redshirt					
2004	8	7-14-21	5.5-31	1.0-6	0-62	0-0
2005	10	13-15-28	8.0-29	4.5-22	1-0	0-0
2006	12	11-30-41	9.0-52	6.0-45	0-0	0-0
Career	30	31-59-90	22.5-112	11.5-73	1-62	0-0

Career Highs:

Tackles: 10 vs. Minnesota Duluth (8/31/06); **Solo Tackles:** 5 vs. Minnesota Duluth (8/31/06); **Assists:** 5, three times; **TFL:** 3.0 vs MSU Moorhead (10/29/05); **Sacks:** 2.0, two times.



Jeremiah Johnson

Pos: Safety
Ht/Wt: 5-11 / 195
Year: Senior - 3L
Home: Glidden, Iowa
H.S.: Glidden-Ralston

Quickly: Has started 29 of the Beavers' last 30 contests dating back to the 2004 season... Enters his senior season ranked ninth on BSU's all-time tackles list with 288--just 16 out of the top-5 all-time... His 186 assisted tackles places him fifth all-time... needs 18 solo tackles to climb into BSU's top-10 list.

2006 (Jr): Second-Team All- NSIC... Finished second on the squad with 71 tackles (22 solo) and had two tackles-for-loss (-8 yards)... Tied for second on the team with two interceptions and added two pass breakups on the year.

Season-high 12 tackles (3 solo) in the 2006 opener vs. Minnesota Duluth (8/31)... Six tackles and an interception returned for 13 yards at Minot State (9/9)... Six tackles (2 solo), including a tackle-for-loss (-5) and a pass break up at MSU Moorhead (9/16)... Five tackles (4 solo) and a PBU at Northern State (9/30)... Eight tackles (1 solo) at Wayne State (10/14)... Nine tackles (season-high 5 solo) vs. Pittsburg State in the 2006 Mineral Water Bowl.

2005 (So): Second-Team All-NSIC... Started all 10 games at hawk safety... Led team in tackles (112) for second consecutive season; also led team with 41 solo stops... Two interceptions for 65 yards, four passes defended and two fumble recoveries... Recorded 10 or more tackles in eight of 10 games played.

10 tackles (5 solo), two fumble recoveries at Minot State (9/23)... 10 tackles (5 solo) vs Minnesota State (9/10)... 11 tackles (4 solo) at Wis.-River Falls (9/17)... 12 tackles (2 solo), one pass defended at Concordia-St. Paul (9/23)... Nine tackles (1 solo), pass defended vs SW Minnesota State (10/1)... 11 tackles (4 solo) at Winona State (10/8)... 13 tackles (6 solo), pass defended at Minn., Crookston (10/15)... 13 tackles (2 solo), tied career high with 11 assists vs Northern State (10/22)... Eight tackles (4 solo), two interceptions for 65 yards, 28-yard interception return touchdown vs MSU Moorhead (10/29)... Tied career high with 15 tackles (tied career high with 8 solo), pass defended vs Wayne State in Metrodome Classic (11/5).

2004 (Fr-RS): Honorable-Mention All-NSIC... Played all 11 games with nine starts at hawk safety... Led team with 105 tackles (team-high 39 solo); added 4.5 tackles-for-loss and 1.5 sacks with one forced fumble and a fumble recovery... Five games with 10 or more tack

les. Third in NSIC, 58th in NCAA in tackles (9.5).

Nine tackles (4 solo), fumble recovery at Minnesota State (8/26)... 10 tackles (2 solo) vs Minot State (9/4)... 11 tackles (career-high 8 solo) at Chadron State (9/11)... 13 tackles, one-half tackle-for-loss vs Wis.-River Falls (9/18)... Eight tackles (five solo), one sack (-5 yards), forced fumble at SW Minnesota State (10/2)... Career-high 15 tackles (4 solo), 1.0 tackles-for-loss (-4) vs Winona State (10/9)... 10 tackles 91 solo), one-half sack (-2 yards) vs Minn., Crookston... Nine tackles (5 solo), one tackle-for-loss at Northern State (10/23)... Nine tackles (4 solo) vs Wayne State in Metrodome Classic (11/6).

2003 (Fr): Sat out as a redshirt.

Prior to BSU: Earned letters in football, basketball and track at Glidden-Ralston High... was a second-team all-state performer on the gridiron.

Personal: Jeremiah Dale Johnson... Born April 17, 1985... Son of Brian and JoAnn Johnson... Father played football at Iowa State University... Majoring in business administration.

Johnson: Defensive Stats

Year	G	UT-AT-TT	TFL	SK	INT	PBU
2003	redshirt					
2004	11	39-66-105	4.5-13	1.5-7	0-0	0
2005	10	41-71-112	0.0-0	0.0-0	2-65	4
2006	11	22-49-71	2.0-8	0.0-0	2-13	2
Career	32	102-16-288	6.5-21	1.5-7	4-78	6

Career Highs:

Tackles: 15, twice; **Solo Tackles:** 8, twice; **Assists:** 11, three times; **TFL:** 1.0, four times; **Sacks:** 1.0 at SW Minnesota State (10/2/04); **Interceptions:** 2 vs MSU Moorhead (10/29/05); **PBU:** 1, six times.



George Kadlec

Pos: Wide Receiver
Ht/Wt: 6-2 / 190
Year: Junior - 2L
Home: Chicago, Ill.
H.S.: Lockport

Quickly: With only 20 career reception to his name, Kadlec has eight touchdowns and enters his junior season needing just two TD catches to move into BSU's career top-10... his seven touchdown receptions in 2006 moved him into a tie with three others for TD catches in a season.

2006 (So.): Appeared in 11 games as a reserve receiver for BSU in 2006... caught 10 passes for an average of 10.9 yards per reception... Led BSU pass-catchers with seven touch downs... Ranked fourth on the team in scoring (42)...recorded a season-long 35 catch-and-run touchdown versus U-Mary (10/7).

Season-high three catches for 32 yards and two touchdowns in a victory at Minot State (9/9)... A touchdown reception vs. Minnesota, Crookston (9/23)... Season-long 35-yard TD catch in BSU's Homecoming game vs. U-Mary (10/7)... Two receptions for eight yards and a pair of touchdown at Concordia-St. Paul (11/4)... A nine-yard touchdown catch vs. Upper Iowa (11/10).

2005 (Fr): Played in eight games as a true freshman, finished with 10 receptions for 240 yards and one touchdown.

One reception for three yards in collegiate debut at Minot State (9/3)... Two catches for 67 yards, including a 55-yard long, at Winona State (10/8)... Breakout performance at Minn., Crookston (10/15); three receptions for 144 yards, including an 82-yard touchdown reception... Four for 26 yards over BSU's final three games.

Prior to BSU: Helped lead Lockport to back-to-back state championships; team ranked fourth in the nation during Kadlec's senior year... Named All-Area, All-Conference and All-State as both a junior and a senior.

Personal: George Miles Kadlec... Born Aug. 30, 1986... Son of George and Shirlee Kadlec... Majoring in fish and wildlife recreation.

Kadlec: Receiving Stats

Rec	G	Rec	Yds	Avg.	TD	Lg
2005	8	10	240	24.0	1	82
2006	11	10	109	10.9	7	35
Total	19	20	349	18.4	8	82

Career Highs:

Catches: 3 at Minn., Crookston (10/15/05); **Yards:** 144 at Minnesota, Crookston (10/15/05); **Touchdowns:** 2, two times; **Long Reception:** 82 at Minnesota, Crookston (10/15/05).



Josh Karch

Pos: Safety
Ht/Wt: 6-0 / 225
Year: Junior - 2L
Home: Moorhead, Minn.
H.S.: Moorhead

2006 (So): Saw time in eight games for BSU in 2006 as a reserve defensive back... Finished the season with six tackles (1 solo), and 0.5 sacks.

Recorded first career tackle Sept. 9 at Minot State... The tackle also doubled as the first sack of Karch's career... Career-high three tackles (1 solo) vs. Minnesota, Crookston.

2005 (Fr-RS): Eight games played for the Beavers as a reserve--no stats.

2004 (Fr): Sat out the entire 2004 season as a redshirt.

Prior to BSU: Attended Moorhead High School... Was named all-section and All-Fargo Forum... Earned offensive MVP honors as a senior... Was a member of the Honor Roll.

Personal: Joshua Paul Karch... Born May 10, 1985... Son of Kent and Jacki Karch... Is a member of BSU's Dean's List... Majoring in life science.

Karch: Defensive Stats

Year	G	UT-AT-TT	TFL	SK	INT	FF
2004	redshirt					
2005	8	0-0-0	0.0-0	0.0-0	0-0	0
2006	8	1-5-6	0.5-4	0.5-4	0-0	0
Career	16	1-5-6	0.5-4	0.5-4	0-0	0

Career Highs:

Tackles: 3 vs. Minnesota, Crookston (9/23/06); **Solo:** 1, two times; **Assisted:** 2 vs. Minnesota, Crookston (9/23/06); **TFL:** 0.5 at Minot State (9/9/06); **Sacks:** 0.5 at Minot State (9/9/06).



John Keaveny

Pos: Offensive Line
Ht/Wt: 6-2 / 310
Year: Senior - 3L
Home: St. Cloud, Minn.
H.S.: Cathedral

► Don Hanson's Preseason All-America selection

BEMIDJI STATE FOOTBALL

2006 (Jr): First-Team All-NSIC... Daktronics Second-Team All-Region pick... He helped block for a BSU offense which led the NSIC and ranked 29th nationally in scoring (29.3) and led the NSIC in rushing (153.3 yds/gm), rushing touchdowns (20) and total touchdowns scored (39)...BSU was one of three NSIC teams to roll up more than 200 first downs on the season (203, 3rd), and BSU's 20 sacks allowed were third-fewest in the NSIC... Keaveny, who was an Honorable-Mention All-NSIC pick as a sophomore, has started 21 consecutive games for BSU at left guard.

2005 (So): Honorable Mention All-NSIC... Started all 10 games at right guard... Provided protection for one of the most-potent passing games in Bemidji State history... BSU established school records for pass attempts (323), passing yards per game (268.0) and receptions per game (18.70) and tied the school single-season record for touchdown passes (27)... Also helped to extend to eight BSU's streak of consecutive seasons with 2,00 yards passing and 5,000 all-purpose yards, seven consecutive seasons with 20 or more passing touchdowns, 40 or more touchdowns scored and scored 300 or more points.

2004 (Fr-RS): Played four games as a backup offensive lineman... Played home games vs. Minot State (9/4), Wisconsin-River Falls (9/18) and Concordia-St. Paul (9/25); played vs. Wayne State (11/6).

2003 (Fr): Sat out as a redshirt.

Prior to BSU: Was named Cathedral High Co-MVP as a team tackle leader in 2002... Earned all-conference accolades.

Personal: John Robert Keaveny... Born May 14, 1984... Son of Tom and Jan Keaveny... Majoring in physical education.



Jason Kunz

Pos: Safety
Ht/Wt: 5-11 / 201
Year: Junior - 2L
Home: Esko, Minn.
H.S.: Esko

2006 (So): Appeared in all 12 games as a Beavers defensive back reserve... Piled up 24 tackles (11 solo), with one tackle-for-loss... Also nabbed two interceptions and collected two pass breakups.

Collected five tackles (3 solo) at Minot State (9/9)... In addition to a tackle vs. Minnesota, Crookston (9/23), he posted a pair of interceptions and returned them for a total of 54 yards... Five tackles (3 solo) and a PBU at Wayne State (10/14), Four tackles (2 solo) vs. SW Minnesota State (10/28).

2005 (Fr-RS): Played in seven games for BSU... Recorded five tackles (3 solo). Collected tackles vs. SW Minnesota State (10/1), at Winona State (10/8) and at Minnesota, Crookston (10/15).

2004 (Fr): Sat out the season as a redshirt.

Prior to BSU: Was a three-sport standout at Esko High... Earned five letters in baseball and four in football and basketball... Was a two-time all-conference performer in both baseball and football... captained his team on the gridiron as a senior.

Personal: Jason Robert Kunz... Born May 30, 1985... Son of BSU alum Harold and Cynthia Kunz... Is majoring in biology and chemistry at BSU... Has been

recognized on the BSU Dean's List and as an NSIC Academic All-Conference team member.

Kunz: Defensive Stats

Year	G	UT-AT-TT	TFL	SK	INT	PBU
2004	redshirt					
2005	7	3-2-5	0.0-0	0.0-0	0-0	0
2006	12	11-13-24	1.0-4	0.0-0	2-54	2
Career	19	14-15-29	1.0-4	0.0-0	2-54	2

Career Highs:

Tackles: 5, two times; **Solo:** 3, two times; **interceptions:** 2 vs. Minnesota, Crookston (9/23/06).



John Larson

Pos: Tight End
Ht/Wt: 6-5 / 255
Year: Senior - 2L
Home: Littlefork, Minn.
Univ.: Jamestown

2006 (Jr): Played in 10 games as a backup tight end and special teams player... registered two catches for 25 yards... Returned a pair of kicks for a total of 25 yards and collected a tackle.

Gained 15 yards on a kickoff return at MSU Moorhead (9/16)... Hauled in a reception for a career-high 15-yard gain at Wayne State (10/14)... Caught a pass vs. SW Minnesota State (10/28)...Returned a kickoff eight yards vs. Upper Iowa (11/10)...Assisted on a tackle vs. Pittsburg State in the Mineral Water Bowl (12/2).

2005 (So): Saw time in five games as a reserve tight end; no stats.

2004 (So-RS): Was granted redshirt year.

Prior to BSU: All-Conference in football and basketball at Littlefork-Big Falls High... Started collegiate career at Rainey River (Minn.) College in 2002-03, transferred to Jamestown (N.D.) in 2003-04.

Personal: John Wallace Larson... Born Oct. 5, 1983... Son of Joel Larson and Brenda Walker... Majoring in physical education.

Larson: Receiving Stats

Rec	G	Rec	Yds	Avg.	TD	Lg
2004	Redshirt					
2005	5	0	0	0.0	0	0
2006	10	2	25	12.5	0	15
Total	15	2	25	12.5	0	15

Career Highs:

Catches: 1, two times; **Long:** 15 yards vs. Wayne State (10/14/06).



Tim Larson

Pos: Safety
Ht/Wt: 6-1 / 224
Year: Junior - 2L
Home: Lake Park, Minn.
H.S.: Lake Park

2006 (So): Saw action in 10 games as a sophomore... Racked up eight tackles and fumble recovery... Also had a two-yard rush.

One tackle in the 2006 opener vs. Minnesota Du

luth (8/31)... One tackle at Northern State (9/30)... One tackle vs. U-Mary (10/7)... Career-high two tackles vs. Winona State (10/21) and vs. Upper Iowa (11/10)... College his first career fumble recovery at Concordia-St. Paul (11/4).

2005 (Fr-RS): Played in one game recording a PBU at Minnesota, Crookston.

2004 (Fr): Sat out as a red shirt.

Larson: Defensive Stats

Year	G	UT-AT-TT	TFL	SK	FR	PBU
2004	redshirt					
2005	1	0-0-0	0.0-0	0.0-0	0-0	1
2006	10	2-6-8	0.0-0	0.0-0	1-2	0
Career	11	2-6-8	0.0-0	0.0-0	1-2	1

Career Highs:

Tackles: 2, two times; **Fumble recovery:** 1 at Concordia-St. Paul (11/4/06); **PBU:** at Minnesota, Crookston (10/15/05).



Nathan Mahlik

Pos: Offensive Line
Ht/Wt: 6-6 / 311
Year: Junior - 2L
Home: Two Rivers, Wis.
H.S.: Roncalli Manitowoc

Quickly: Has started all 23 games for BSU since breaking on to the scene in 2005.

2006 (So): Started each of 12 games for BSU at right tackle... He helped block for a BSU offense which led the NSIC and ranked 29th nationally in scoring (29.3) and led the NSIC in rushing (153.3 yds/gm), rushing touchdowns (20) and total touchdowns scored (39)... BSU was one of three NSIC teams to roll up more than 200 first downs on the season.

2005 (Fr-RS): Started all 11 games at right tackle... Provided protection for one of the most-potent passing games in Bemidji State history... BSU established school records for pass attempts (323), passing yards per game (268.0) and receptions per game (18.70) and tied the school single-season record for touchdown passes (27)... Also helped extend to eight BSU's streak of consecutive seasons with 2,000 yards passing and 5,000 all-purpose yards, seven consecutive seasons with 20 or more passing touchdowns, 40 or more touchdowns scored and 300 or more points scored.

2004 (Fr): Sat out as a redshirt.

Prior to BSU: Named First-Team All-Conference and All-Area on the offensive and defensive lines for Roncalli Manitowoc as a senior... Honorable-Mention All-Conference and All-Area as a junior on both offensive and defensive lines.

Personal: Nathan J. Mahlik... Born Oct. 3, 1985... Son of Bob and Kathy Mahlik... Majoring in business.



Kyle McMartin

Pos: Defensive End
Ht/Wt: 6-2 / 245
Year: Junior - 2L
Home: Osceola, Wis.
H.S.: Osceola

2006 (So): Played in 11 games for BSU, starting at defensive end on six occasions... Posted 11 tackles (five solo)... 3.5 of 11 tackles came for a loss.

Career-high four tackles (1 solo) and 1.5 TFL at MSU Moorhead (9/16; Two tackles at Wayne State (10/14); One tackle-for-loss vs. SW Minnesota State (10/28) and vs. Pittsburg State (12/2).

2005 (Fr-RS): Played in seven games with five starts on the defensive end... Started BSU's first five games and played in first six, but missed three games with injury before returning in season finale against Wayne State... Recorded three tackles on the season (1 solo)... Two tackles (1 solo) vs Minnesota State (9/10).

2004 (Fr): Sat out as a redshirt.

Prior to BSU: A three-year starter for Osceola and two-time team captain... Earned First-Team All-State honors at linebacker and is Osceola's career leader in tackles.

Personal: Kyle Bernard McMartin... Born June 14, 1986... Son of Mike and Bonnie McMartin... Majoring in elementary education.

McMartin: Defensive Stats

Year	G	UT-AT-TT	TFL	SK	INT	FF
2004	redshirt					
2005	7	1-2-3	0.0-0	0.0-0	0-0	0
2006	11	5-6-11	3.5-4	0.0-0	0-0	0
Career	18	6-8-14	3.5-4	0.0-0	0-0	0

Career Highs:

Tackles: 4 at MSU Moorhead (9/16/06); **Solo Tackles:** 1, six times; **Assists:** 3 at MSU Moorhead (9/16/06).



Robert Molstad

Pos: Defensive End
Ht/Wt: 6-3 / 255
Year: Senior - 3L
Home: Champlin, Minn.
H.S.: Champlin Park

Quickly: Enters his senior season in tenth place on the BSU yards from tackles-for-loss list with 96... Is six TFL out of the school's top ten... He remains just one sack out of the tenth spot on BSU's career quarterback sacks list with 10.5.

2006 (Jr): Second-team All-NSIC... Started four games at defensive end... Led the Beavers and was second in the NSIC with 7.0 quarterback sacks... His 2006 sack output places him in a tie for seventh place on the Beavers' single-season sacks list... Finished eighth on the team with 43 tackles (16 solo)... Third on the team and ninth in the league with 10.5 tackles-for-loss for a team-best 71 yards.... Tied for third in the conference with two forced fumbles... Also picked up a fumble.

Four tackles and 2.0 sacks in the 2006 opener vs. Minnesota Duluth (8/31)... Four tackles and a forced fumble vs. U-Mary (10/7)... Four tackles (3 solo) a sack and a forced fumble vs. Winona State (10/21)... Season-high six tackles (2 solo) and a sack vs. SW Minnesota State (10/28)... Equalled season-high tackle mark with six (3 solo) and notched a pair of sacks at Concordia-St. Paul (11/4)... Four tackles (1 solo) and a fumble recovery in the Beavers' postseason appearance (12/2).

2005 (So): Played in seven games as a reserve defensive lineman... Recorded 19 tackles (3 solo) with 1.5 tackles-for-loss and one-half sack... Also had one pass broken up.

Six tackles (1 solo), one-half tackle-for-loss vs Southwest Minnesota State (10/1)... Four tackles,

one-half sack for -2 yards at Minn., Crookston (10/15)... Three tackles, one-half tackle-for-loss, pass breakup vs MSU Moorhead (10/29).

2004 (Fr-RS): Played in all 11 games with nine starts at buck linebacker... Finished sixth on team with 48 tackles (18 solo), tied for team lead with 8.5 tackles-for-loss, tied for second on team with 3.5 sacks... Three passes defended was team-high for a lineman... Added two forced fumbles and a fumble recovery... 32 tackles, 4.5 tackles-for-loss in last four games of the season.

Five tackles (1 solo), 1.5 tackles-for-loss, sack at Minnesota State (8/26)... 13-yard interception return vs Minot State (9/4)... Six-yard sack, fumble recovery vs Concordia-St. Paul (9/25)... Nine tackles (1 solo), 1.5 tackles-for-loss, sack vs Minn., Crookston (10/16)... Seven tackles (5 solo), 2.0 tackles-for-loss at Northern State (10/23)... Seven tackles (3 solo), two pass breakups, fumble recovery at MSU Moorhead... Nine tackles (3 solo), tackle-for-loss, pass breakup vs Wayne State (10/6).

2003 (Fr): Sat out as a redshirt.

Prior to BSU: Named All-Conference, All-Metro and All-State at Champlin Park; helped lead team to second-place finish in state tournament.

Personal: Robert Leonard Molstad III... Born Jan. 23, 1985... Son of Robert Molstad II and Molly Woodard... Majoring in business administration.

Molstad: Defensive Stats

Year	G	UT-AT-TT	TFL	SK	INT	PBU
2003	redshirt					
2004	11	13-30-48	8.5-22	3.0-13	1-13	3
2005	7	3-16-19	1.5-3	0.5-2	0-0	1
2006	10	16-27-43	10.5-71	7.0-62	0-0	0
Career	28	32-79-110	20.5-96	10.5-77	1-13	4

Career Highs:

Total tackles: 9, twice; **Solo Tackles:** 5 at Northern State (10/23/04); **Assists:** 8 vs Minn., Crookston (10/16/04); **TFL:** 3.0 vs. Concordia-St. Paul (11/4/06); **Sacks:** 2.0, two times; **INT:** 1 vs Minot State (9/4/04); **PBU:** 2 at MSU Moorhead (10/30/04); **Fumble recovery:** 1 vs. Pittsburg State (12/2/06).



James Moore

Pos: Running back
Ht/Wt: 5-9 / 191
Year: Sophomore - 1L
Home: Houston, Texas
J.C.: Prairie View A&M

2006 (So-TR): Appeared in 10 games and got two starts as a transfer sophomore in 2006... made the most of his starts posting back-to-back 100-yard games... Finished the season second on the team and ninth in the NSIC with 490 rushing yards... His six touchdowns ranked fourth on the team and second among BSU's ground-gainers... Also caught three passes out of the backfield... and fielded a kick return.

Got first start versus U-Mary (10/7) and recorded a career-high 120 yards on 26 carries, including a career-best 29-yard run, notching his first collegiate touchdown... Gained 112 yards on 22 rushes and a pair of touchdowns at Wayne State (10/14)... Had 22 carries versus SW Minnesota State (10/28) piled up 82 yards and two touchdowns.

Prior to BSU: Transferred from Prairie View A&M... Was a football and track athlete at Elkins High School.

Personal: James Terrell Moore... Born March 3, 1985... Son of James Sr. and Dorthy Moore... Majoring in sport management.

Moore Rushing Stats

Rec	G	Rush	Yds	Avg.	TD	Lg
2005	10	116	491	4.2	6	29
Total	10	116	491	4.2	6	29

Career Highs:

Rushes: 26 vs. U-Mary (10/7/06); **Yards:** 120 vs. U-Mary (10/7/06); **Long Rush:** 29 yards vs. U-Mary (10/7/06); **Receptions:** 2 at Wayne State (10/14/06); **Long reception:** 5 yards at Wayne State (10/14/06).



Dan Nagengast

Pos: Tight End
Ht/Wt: 6-0 / 235
Year: Senior - 3L
Home: Plymouth, Minn.
H.S.: Wayzata

2006 (Jr): Appeared in 10 games for the Beavers doubling as a tight end and full back in 2006 gaining a start at MSU Moorhead (9/16)... Ranked seventh among the team's receiving leaders with five receptions for 48 yards and three touchdowns... gained 15 yards on three rushing attempts... also saw time on BSU's special teams units four kicks for 25 yards.

Grabbed a career-high two touchdowns on just two catches at Northern State (9/30)... One reception for a touchdown vs. U-Mary (10/7)... Caught a three-yard touchdown pass in a win over Winona State (10/21).

2005 (So): Played in eight games at tight end... One reception for five yards vs Minnesota State (9/10)... One rush for three yards vs SW Minnesota State (10/1).

2004 (Fr): Appeared in Minot State game (9/4) as a backup tight end; no stats.

Prior to BSU: Helped lead teams to state titles in hockey and soccer; 17-4 record in two years with football team.

Personal: Daniel James Nagengast... Born June 24, 1985... Son of John and Diane Nagengast... Majoring in marketing.

Nagengast: Receiving Stats

Rec	G	Rec	Yds	Avg.	TD	Lg
2004	1	0	0	0.0	0	0
2005	8	1	5	5.0	0	5
2006	10	5	48	9.6	3	16
Total	19	6	53	8.1	3	16



Erick Newman

Pos: Running Back
Ht/Wt: 5-11 / 200
Year: Junior - 1L
Home: Naperville, Ill.
H.S.: Downers Groves South

2006 (Jr): Converted wide receiver Missed the entire season due to injury.

2005 (So): Played in nine games, including three starts in BSU's final four games... Finished with five receptions for 84 yards and one touchdown.

Career-long 41-yard reception at Concordia-St. Paul (9/23)... Three catches for 31 yards, touchdown at Minn., Crookston (10/15).

BEMIDJI STATE FOOTBALL

2004 (Fr): Appeared in nine games with six starts at wide receiver... Caught six passes for 86 yard and a touchdown; also had two carries for 27 yards and a 12-yard kickoff return.

Seven-yard reception vs Minot State (9/4)... Career-high four catches for 69 yards and a touchdown, 18-yard rush at Chadron State (9/11)... Nine-yard carry vs Winona State (10/9)... 12-yard kickoff return vs Minn., Crookston (10/16)... 10-yard reception vs Wayne State (11/6).

Prior to BSU: Helped lead Downers Grove to three conference titles and a state championship as a sophomore... Posted three consecutive 1,000-yard, 15-touchdown seasons as a running back and set single-game rushing record as a sophomore starter.

Personal: Erick Fitzgerald Newman II... Born Aug. 31, 1986... Son of Erick and Felicia Newman... Majoring in sport management.

Newman: Receiving Stats

Rec	G	Rec	Yds	Avg.	TD	Lg
2004	9	6	86	14.3	1	35
2005	9	5	84	16.8	1	41
2006	Injury					
Total	18	11	170	15.5	2	41

Career Highs:

Catches: 4 at Chadron State (9/11/04); **Yards:** 69 at Chadron State (9/11/04); **TDs:** 1 at Chadron State (9/11/04); **Long Reception:** 35 at Chadron State (9/11/04).



Jeremy Pachal

Pos: Wide Receiver
Ht/Wt: 6-2 / 207
Year: Senior - 3L
Home: Hayward, Wis.
H.S.: Hayward

2006 (Jr): Played in eight games; no stats.

2005 (So): Moved to wide receiver... Finished with three receptions for 26 yards... Two catches for 18 yards at Wis.-River Falls... Eight-yard catch vs MSU Moorhead (10/29).

2004 (Fr-RS): Appeared in four games as a backup safety... Finished season with five tackles (four solo)... Career-high three tackles (2 solo) vs Wis.-River Falls (9/18).

2003 (Fr): Sat out as a redshirt.

Prior to BSU: Set school single-season rushing record at Hayward... All-conference and all-region quarterback... Three-time all-conference in baseball; helped team to one conference title; only player in school history to hit for the cycle... also played hockey.

Personal: Jeremy Randall Pachal... Born June 19, 1985... Son of Randy and Kathy Pachal... Majoring in business.

Pachal: Receiving Stats

Rec	G	Rec	Yds	Avg.	TD	Lg
2003	redshirt					
2004	4	0	0	-	0	0
2005	8	3	26	8.7	0	11
2006	8	0	0	-	0	0
Total	20	3	26	8.7	0	11

Career Highs: Receiving

Catches: 2 at Wis.-River Falls (9/17/05); **Yards:** 18 at

Wis.-River Falls (9/17/05); **Long Reception:** 11 at Wis.-River Falls (9/17/05).

Pachal: Defensive Stats

Year	G	UT-AT-TT	TFL	SK	INT	PBU
2003	redshirt					
2004	4	4-1-5	0.0-0	0.0-0	0-0	0
2005	8	0-1-1	0.0-0	0.0-0	0-0	0
2006	8	0-0-0	0.0-0	0.0-0	0-0	0
Career	20	4-2-6	0.0-0	0.0-0	0-0	0

Career Highs: Defense

Total Tackles: 3 vs Wis.-River Falls (9/4/04); **Solo Tackles:** 2 vs Wis.-River Falls (9/4/04); **Assists:** 1 vs Wis.-River Falls (9/4/04).



Chase Pearson

Pos: Offensive Line
Ht/Wt: 5-11 / 290
Year: Senior - 3L
Home: Roseau, Minn.
H.S.: Roseau

2006 (Jr): Honorable Mention All-NSIC... Started all 12 games for the Beavers as the center of their offensive line... He helped block for a BSU offense which led the NSIC and ranked 29th nationally in scoring (29.3) and led the NSIC in rushing (153.3 yds/gm), rushing touchdowns (20) and total touchdowns scored (39)...BSU was one of three NSIC teams to roll up more than 200 first downs on the season.

2005 (So): Started all 10 games at center... Provided protection for one of the most-potent passing games in Bemidji State history... BSU established school records for pass attempts (323), passing yards per game (268.0) and receptions per game (18.70) and tied the school single-season record for touchdown passes (27)... Also helped extend to eight BSU's streak of consecutive seasons with 2,000 yards passing and 5,000 all-purpose yards, seven consecutive seasons with 20 or more passing touchdowns, 40 or more touchdowns scored and 300 or more points scored.

2004 (Fr-RS): Played two games as a reserve offensive lineman... Played in home contests against Wis.-River Falls (9/18) and Concordia-St. Paul (9/25).

2003 (Fr): Sat out as a redshirt.

Prior to BSU: Helped lead Roseau to consecutive conference championships and state quarterfinal appearances.

Personal: Chase Roy Pearson... Born Jan. 12, 1985... Son of Colin and Shelley Pearson... Majoring in construction management.



Terrell Phelps

Pos: Cornerback
Ht/Wt: 5-9 / 177
Year: Junior - 2L
Home: Lincoln, N.C.
H.S.: Lincoln

2006 (Jr): Compiled 30 tackles (13 solo) starting all 12 games for BSU in 2006... Also picked off a pass... Tied for second on the team with four passes broken up.

Six tackles (2 solo) vs Minnesota Duluth (8/31)... Netted a tackle, an interception and an PBU vs. U-Mary (10/7)...Season-best 7 tackles (2 solo), including one for a loss, vs. SW Minnesota State (10/28)...

Three tackles and a career-high 2 PBU vs. Upper Iowa (11/10).

2005 (Fr-RS): Played in nine games at cornerback... Finished with 21 tackles (12 solo) with four passes broken up... Had one interception and one fumble recovery.

2004 (Fr): Sat out as a redshirt.

Prior to BSU: Earned First-Team All-Gazette honors as a defensive back and was named team special teams MVP for Lincoln... Also a track standout, finishing sixth in state championships in 100m dash; school record-holder in 100m; finished 9th in state in 200m dash.

Personal: Terrell Jaron Phelps... Born June 15, 1986... Son of Patrick and Sandra Phelps... Majoring in mass communication.

Phelps: Defensive Stats

Year	G	UT-AT-TT	TFL	SK	INT	PBU
2004	redshirt					
2005	9	12-9-21	0.0-0	0.0-0	1-0	4
2006	12	13-17-30	0.5-2	0.0-0	1-0	4
Career	21	25-26-51	0.5-2	0.0-0	2-0	8

Career Highs:

Tackles: 9 at Minn., Crookston (10/15/05); **Solo Tackles:** 5 at Minn., Crookston (10/15/05); **Assists:** 5 vs. SW Minnesota State (Oct.28/06); **INT:** 1, two times; **PBU:** 2 vs. Upper Iowa (11/10/06).



Mike Picard

Pos: Offensive Line
Ht/Wt: 6-6 / 322
Year: Senior - 1L
Home: Crookston, Minn.
H.S.: Crookston

2006 (Jr-TR): Saw time in seven games as a reserve lineman for BSU... Blocked a kick attempt versus Upper Iowa (11/10).

Prior to BSU: Transferred to BSU after playing at Mayville State University... Played out prep career at Crookston High... Participated in the All-Nation game as a senior.

Personal: Michael James Picard... Born April 18, 1985... Son of Chuck and Carol Picard... Is a geography major at BSU.



Pat Pitman

Pos: Linebacker
Ht/Wt: 6-0 / 228
Year: Sophomore - 1L
Home: Billings, Mont.
H.S.: Skyview

2006 (Fr-RS): Played nine contests at linebacker... Racked up six tackles... Posted a career-high three tackles (0 solo) at Minot State (9/7).

2005 (Fr): Sat out as a redshirt.

Prior to BSU: Earned First-team All-State laurels in wrestling, football and track as a prep at Skyview High.

Personal: Pat S. Pitman... Born Oct. 7, 1986... Son

of Dennis and Paula Pitman... Is a sport management major at BSU.

Pittman: Defensive Stats

Year	G	UT-AT-TT	TFL	SK	INT	PBU
2005	redshirt					
2006	10	0-6-0	0.0-0	0.0-0	0-0	0
Career	10	0-6-0	0.0-0	0.0-0	0-0	0



Willy Plancher

Pos: Cornerback
Ht/Wt: 5-11 / 188
Year: Senior - 3L
Home: Naples, Fla.
C.C.: Ft. Scott (Kan.)

2006 (Jr): Second-Team All-NSIC... Ranked seventh on the team with 43 total tackles (19 solo)... Had an interception in BSU's road opener at Minot State (9/7)... Recorded a tackle for a loss (-4)... Forced a fumble and recovered a fumble... Tied for the team lead with four passes broken up.

Totaled six tackles (5 solo) with an interception and fumble recovery at Minot State (9/7)... Seven tackles (2 solo) and a PBU at Wayne State (10/14)... Seven tackles (2 solo) a PBU and forced fumble vs. Winona State (10/21).

2005 (So): Played nine games at cornerback, started each of BSU's first four contests... Finished with 42 tackles (27 solo), tied for team lead with two interceptions for 41 yards, led team with six passes broken up.

Six tackles (5 solo), pass broken up in season opener at Minot State (9/3)... Six tackles (5 solo) at Wis.-River Falls (9/17)... Six tackles (3 solo), two passes broken up at Concordia-St. Paul (9/23)... Seven tackles (4 solo) at Winona State (10/8)... Six tackles (2 solo), 12-yard interception return, pass broken up at Minn., Crookston (10/15)... Five tackles (3 solo), 29-yard interception return, pass broken up vs Northern State (10/22).

2004 (Fr-RS): Played in seven games as a backup corner... Finished season with eight tackles (1 solo) with a fumble recovery... Career-high three tackles vs Concordia-St. Paul (9/25)... Two tackles (1 solo) at MSU Moorhead (10/30).

2003 (Fr): Sat out as a redshirt.

Prior to BSU: Helped lead Barron Collier (Fla.) High to a district title in 2002... Also attended Fort Scott (Kan.) CC.

Personal: Willy Plancher... Born Nov. 23, 1983... Son of Wilson and Ilana Plancher... Majoring in sociology.

Plancher: Defensive Stats

Year	G	UT-AT-TT	TFL	FR	INT	PBU
2003	redshirt					
2004	7	1-7-8	0.0-0	0	0-0	0
2005	9	27-15-42	0.0-0	0	2-41	6
2006	12	19-24-43	0.5-4	1	1-13	4
Career	28	47-46-93	0.5-4	1	2-54	10

Career Highs:

Tackles: 7, two times; **Solo Tackles:** 5, two times; **Assists:** 5, two times; **INT:** 1, three times; **PBU:** 2 at Concordia-St. Paul (9/23/05).



Dan Roscoe

Pos: Offensive Line
Ht/Wt: 6-5 / 336
Year: Senior - 2L
Home: Plymouth, Minn.
H.S.: Wayzata

2006 (Jr): Appeared in eight games as a reserve offensive lineman in 2006... He helped block for a BSU offense which led the NSIC and ranked 29th nationally in scoring (29.3) and led the NSIC in rushing (153.3 yds/gm), rushing touchdowns (20) and total touchdowns scored (39)... BSU was one of three NSIC teams to roll up more than 200 first downs on the season.

2005 (So): Played in five games as a backup offensive lineman... Provided protection for one of the most-potent passing games in Bemidji State history... BSU established school records for pass attempts (323), passing yards per game (268.0) and receptions per game (18.70) and tied the school single-season record for touchdown passes (27)... Also helped extend to eight BSU's streak of consecutive seasons with 2,000 yards passing and 5,000 all-purpose yards, seven consecutive seasons with 20 or more passing touchdowns, 40 or more touchdowns scored and 300 or more points scored.

2004 (Fr-TR): Sat out as a redshirt

Prior to BSU: Lettered in track, wrestling and football at Wayzata... Helped lead Wayzata to state semifinals as a sophomore and a state championship in hockey as a junior... Attended University of Wisconsin before transferring to BSU.

Personal: Dan Ray Roscoe... Born May 5, 1985... Son of Dewey and Gayle Roscoe... Majoring in physical education with a minor in exercise science.



Josh Rose

Pos: Defensive Back
Ht/Wt: 6-1 / 188
Year: Senior - 1L
Home: Stillwater, Minn.
J.C.: ND St. College of Science

2006 (Jr-TR): Played in the BSU defensive secondary in each of the Beavers' 12 games... 36 tackles (13 solo) with 2.0 tackles-for-loss... Grabbed two interceptions and finished in tie for second among his teammates with three pass break ups.

Prior to BSU: Attended North Dakota State College of Science before transferring to BSU... Was a standout on the Stillwater High football team.

Personal: Joshua Daniel Rose... Born Sept. 29, 1984... Son of Daniel and Jane Rose.



T.J. Schmitz

Pos: Safety
Ht/Wt: 5-10 - 218
Year: Senior - 3L
Home: Sebeka, Minn.
H.S.: Sebeka

2006 (Jr): Appeared in 12 games for the Beavers in

2006 starting each game at free safety... Finished his junior season sixth on the team with 44 tackles (18 solo) including three for a loss and a sack... Floating around in the defensive secondary, Schmitz recorded an interception and two pass break ups...

Career-high 8 tackles (2 solo) in BSU's 2006 opener vs. Minnesota Duluth (8/31)... Six tackles at Minot State (9/7)... Three tackles (2 solo) and a sack vs. Minnesota, Crookston (9/23)... Three tackles (1 solo) and an interception returned for 24 yards vs. Concordia-St. Paul (11/4).

2005 (So): Played in all 10 games at safety; started final five games of the season at falcon safety after injury to Chris Canter... Finished with 31 tackles (13 solo), 2.0 tackles-for-loss (-3 yards), one interception and two pass breakups.

Two tackles at Minot State (9/3)... Two solo tackles vs Minnesota State (9/10)... Three tackles (2 solo), tackle-for-loss at Concordia-St. Paul... Tied career high with five tackles in back-to-back games; five tackles (1 solo) vs SW Minnesota State (10/1); five tackles (1 solo) at Winona State (10/8) with two pass breakups... Two tackles (1 solo), 34-yard interception return vs Northern State (10/22)... Career-high three solo tackles vs MSU Moorhead (10/29)... Four tackles (1 solo), one-half TFL vs Wayne State (11/5).

2004 (Fr-RS): Played in 10 games as a backup safety; earned first career start vs Wayne State (11/6) in NSIC Metrodome Classic... Finished season with 17 tackles (6 solo) and a fumble recovery.

Three tackles (2 solo) vs Minot State (9/4)... Three tackles (1 solo) vs Concordia-St. Paul (9/25)... Four tackles (2 solo) at MSU Moorhead (10/30)... Career-high five tackles (1 solo) vs Wayne State (11/6).

2003 (Fr): Sat out as a redshirt.

Prior to BSU: Earned Male Athlete of the Year honors and was named Team MVP at Sebeka High.

Personal: Trenton John Smith... Born Nov. 25, 1984... Son of Joseph and Lynnette Schmitz... Majoring in physical education.

Schmitz: Defensive Stats

Year	G	UT-AT-TT	TFL	SK	INT	PBU
2003	redshirt					
2004	10	6-11-17	0.0-0	0.0-0	0-0	0
2005	10	13-18-31	2.0-3	0.0-0	1-34	2
2006	12	18-26-44	3.0-21	1.0-11	1-24	2
Career	20	19-29-48	2.0-3	0.0-0	1-34	2

Career Highs:

Total tackles: 8 vs. Minnesota Duluth (8/31); **Solo Tackles:** 3 vs MSU Moorhead (10/29/05); **Assists:** 6 vs. Minnesota Duluth (8/31); **TFL:** 1, twice; **INT:** 1, twice; **PBU:** 2 at Winona State (10/8/05).



Anthony Schreiber

Pos: Wide Receiver
Ht/Wt: 6-0 / 185
Year: Senior - 3L
Home: Berkely, Ill.
H.S.: Immaculate Conception

►Don Hanson's Preseason All-America selection

Quickly: Converted quarterback who gives BSU perhaps the most-potent wide receiver in the NSIC... Poised to rewrite the BSU receiving record book... Enters his senior campaign needing just 28 reception to break the all time mark at the school (168) and 769 yard to move into the No. 1 spot on BSU's receiving yards

BSU FOOTBALL STATE

list (2.676)... Enters 2007 seventh on BSU all-time touchdown receptions list with 15... With six career 100-yard games stands second on BSU all-time list.

2006 (Jr): First Team All-NSIC return specialist and Second-Team All-NSIC receiver... Paced BSU's receiving corps with 58 catches and 790 yards in 12 starts at wide-out.... His 4.8 yards per catch ranks 10th on the Schools single-season list... His 58 catches ranks just shy of the top-five at BSU while the 790 receiving yards he racked up in 2006 stands as the eighth-best season by a receiver in the history of the program... His 212 punt return yards place him eighth on BSU's single-season punt return yardage list while he is fourth on the career-list with 280... Schreiber also finished fifth on the team with 127 rushing yards and two touchdowns on 12 carries.

Seven catches for 90 yards and a TD at Minot State (9/7)... Six receptions for 84 yards and a 51-yard punt return for a touchdown making him just the eighth player in BSU history to return a punt for a touchdown at MSU Moorhead (9/16)... Eight catches for 127 yards including a season-long 47-yard ball (at Wayne State (10/14)... Three catches for 53 yards and three rushes for 25 yards and a touchdown at Concordia-St. Paul (11/4)... Seven catches for 125 yards and a pair of touchdowns in the air and an 86-yard touchdown run vs. Upper Iowa (11/10) in the Metrodome Classic.

2005 (So): Honorable Mention All-NSIC... Started all 10 games at wide receiver... Finished with 69 receptions for 957 yards and eight touchdowns; 69 receptions tied for second-most in a single season in BSU history, 957 yards ranked fourth on BSU single-season charts and eight touchdowns tied for seventh.... Finished second in the NSIC (all games) in receptions per game (6.90) and receiving yards per game (95.7)... Tied school single-season record with four 100-yard receiving games... Added 17 rushes for 101 yards and two touchdowns, 13 kickoff returns for 203 yards and 14 punt returns for 68 yards... 1,329 all-purpose yards.

Six receptions for 82 yards, 43-yard touchdown reception, three rushes for 20 yards in opener at Minot State (9/3)... Eight receptions for 115 yards and one touchdown, three carries for 14 yards and one touchdown vs Minnesota State (9/10)... Six receptions for 121 yards and two touchdowns, 18-yard touchdown run, 20-yard kickoff return, 169 total yards at Wis.-River Falls (9/17); first career back-to-back 100-yard receiving efforts... Five catches for 114 yards and one touchdown vs SW Minnesota State (10/1)... Tied career high with eight receptions for 79 yards; two rushes for 35 yards at Winona State (10/8).

Set BSU single-game record with 18 receptions for 239 yards and three touchdowns vs Wayne State (Neb.) in NSIC Metrodome Classic (11/5); 18 catches fell one shy of NSIC single-game record, 239 receiving yards were second-most in a single game in BSU history and one of just four 200-yard receiving games on record; three touchdown receptions fell one shy of BSU single-game record... Had 15 receptions for 227 yards and three touchdowns in first half alone; scored two touchdowns on catches of 20 and 35 yards in final 40 seconds of the second quarter.

2004 (Fr-RS): Listed as BSU's No. 2 quarterback; played nine games at quarterback and wide receiver; completed 7 of 11 passes for 44 yards and one interception; caught 13 passes for 160 yards and one touchdown; rushed 12 times for 71 yards and a touchdown.

Completed one pass for two yards and rushed four times for eight yards in collegiate debut at Minnesota State (8/26)... 1-of-4 passing for 7 yards, four carries for 40 yards (19-yard long) against Minot State (9/4)... Two catches for three yards, 0-for-1 passing at Chadron State (9/11)... 4-of-4 passing for 27 yards vs Wis.-River Falls (9/18)... 19-yard touchdown reception vs

Minn., Crookston (10/16)... Six receptions for 88 yards, 10-yard touchdown run at Northern State (10/23)... Three receptions for 42 yards (24-yard long) vs Wayne State (11/6).

2003 (Fr): Sat out as a redshirt.

Prior to BSU: Helped lead Immaculate Conception to first state championship as a senior... Earned All-State and All-Area Player of the Year honors.

Personal: Anthony Erik Schreiber... Born Sept. 24, 1984... Son of Pete and Judy Schreiber... Majoring in criminal justice.

Schreiber: Receiving Stats

Rec	G	Rec	Yds	Avg.	TD	Lg
2003	redshirt					
2004	9	13	160	12.3	1	19
2005	10	69	957	13.9	8	50
2006	12	58	790	13.6	6	47
Total	31	150	1,907	12.7	15	50

Schreiber: Rushing Stats

Rec	G	Rush	Yds	Avg.	TD	Lg
2003	redshirt					
2004	9	12	71	5.9	1	19
2005	10	17	101	5.9	2	32
2006	12	12	127	10.6	2	86
Total	19	41	299	7.3	5	86

Career Highs: Receiving

Receptions: 18 vs Wayne State (11/5/05); **Yards:** 239 vs Wayne State (11/5/05); **TDs:** 3 vs Wayne State (11/5/05); **Long Reception:** 50 at Wis. River Falls (9/17/05).

Career Highs: Rushing

Carries: 4, three times; **Yards:** 86 vs Upper Iowa (11/10/06); **TDs:** 1, five times; **Long rush:** 86 vs Upper Iowa (11/10/06).



Zach Stafford

Pos: Defensive End
Ht/Wt: 6-2 / 279
Year: Senior - 3L
Home: Fergus Falls, Minn.
H.S.: Fergus Falls

- Don Hanson's Preseason All-America selection
- NSIC Preseason Co-Defensive Player of the Year

Quickly: Enters 2007 season ranked in the top-10 at BSU all-time in quarterback sacks (13.5/7th) and tackles-for-loss (27.0/t-8)... He needs five TFL to jump into the top five and just three sacks to join the No. 5 spot.

2006 (Jr): First-Team All-NSIC... Anchored the BSU defense for all 12 games as the starting nose tackle... pile up the team's fourth-best tackle total with 56 (22 solo)... Led the team with 15.5 tackles for a loss to move to ninth all-time with 27.0... recorded 6.5 sacks, second among his teammates and third in the NSIC... He also collected three PBU's and a forced fumble. Six tackles and a sack at Minot State (9/7)... Season-high nine tackles at MSU Moorhead (9/14)... Five tackles and two sacks at Northern State (9/30)... Eight tackles (season-high 4 solo) and a sack vs. Winona State (10/21)... Five tackles and a sack in the Mineral Water Bowl vs. Pittsburg State (12/2).

2005 (So): Honorable Mention All-NSIC... Led team in tackles-for-loss (8.5 for -39 yards) and sacks

(5.0 for -33 yards) despite playing in just seven games due to injury... Started BSU's first three contests, returned to the field Oct. 15 at Minn., Crookston and started BSU's season finale against Wayne State in NSIC Metrodome Classic... Finished with 32 tackles (8 solo), one forced fumble and a blocked kick.

Three tackles (1 solo), one-half tackle-for-loss, forced fumble at Minot State (9/3)... Seven tackles (2 solo), career-high 3.0 tackles-for-loss (-24 yards), career-high 2.5 sacks, blocked field goal against Minnesota State (9/10)... Injured Sept. 17 at Wis.-River Falls... Missed BSU's next three games... Five tackles (2 solo), 2.0 tackles-for-loss (-6 yards), 1.5 sacks (-6 yards) in Oct. 15 return at Minn., Crookston... Five tackles, 1.0 tackle-for-loss, one-half sack vs Northern State (10/22)... Three tackles (1 solo), one-half tackle-for-loss vs MSU Moorhead (10/29)... Six tackles (2 solo), 1.5 tackles-for-loss, one-half sack vs Wayne State (11/5).

2004 (Fr-RS): Started all 11 games at nose guard; one of just three players on defense to start all 11 games... Finished with 31 tackles (8 solo), 3.0 tackles-for-loss (-10 yards), 2.0 sacks (-8) and two forced fumbles.

Six tackles (2 solo), seven-yard sack at Chadron State (9/11)... Career-high nine tackles (2 solo), forced fumble vs Wis.-River Falls (9/18)... Three tackles (1 solo), tackle-for-loss (-2) at Northern State (10/23)... Four tackles (2 solo), one-yard sack, forced fumble at MSU Moorhead (10/30)... Four tackles vs Wayne State (11/6).

2003 (Fr): Sat out as a redshirt.

Prior to BSU: Named Honorable Mention All-State and First-Team All-Section as a senior; helped lead Fergus Falls to section championship game... Team MVP on both offensive and defensive lines.

Personal: Zachary Keith Stafford... Born Dec. 19, 1984... Son of Keith and Cindy Stafford... Majoring in construction management.

Stafford: Defensive Stats

Year	G	UT-AT-TT	TFL	SK	INT	PBU
2003	redshirt					
2004	11	8-23-31	3.0-10	2.0-8	0-0	0
2005	7	8-24-32	8.5-39	5.0-33	0-0	0
2006	12	22-34-56	15.5-50	6.5-31	0	3
Career	30	38-81-119	11.5-49	11.5-72	0-0	3

Career Highs:

Tackles: 9, two times; **Solo tackles:** 4 vs. S W Minnesota State (10/28); **Assists:** 9 at MSU Moorhead (9/16); **TFL:** 3.0, two times; **Sacks:** 2.5 vs Minnesota State (9/10/05).



Josh Templin

Pos: Linebacker
Ht/Wt: 6-0 / 227
Year: Senior - 3L
Home: Baudette, Minn.
H.S.: Lake of the Woods

2006 (Jr): Started 12 games at linebacker in 2006 ranking 122th among his teammates with 32 tackles (9 solo) including two tackles-for-loss and 1.5 sacks...

Season-high seven tackles (3 solo) and a sack at Minot State (9/7)... Six tackles (3 solo) and 0.5 sack at Northern State (9/30)... Six tackles (1 solo) vs. U-Mary (10/7).

2005 (Jr): Started all 10 games at outside linebacker... Finished fourth on team with 46 tackles (12 solo); added 1.5 tackles-for-loss (-4 yards), one-half sack (-3 yards), one pass breakup and one forced fumble.

BEMIDJI STATE FOOTBALL

Four tackles (1 solo) at Minot State (9/3)... Eight tackles (career-high 5 solo) at Wis.-River Falls (9/17)... Two solo tackles, forced fumble at Concordia-St. Paul (9/23)... Three tackles (1 solo), one-half tackle-for-loss, pass breakup vs SW Minnesota State (10/1)... Three tackles, one-half tackle-for-loss at Winona State (10/8)... Five tackles at Minn., Crookston (10/15)... Career-high 10 stops (2 solo), career-high 8 assists vs Northern State (10/22)... Seven tackles (1 solo) vs MSU Moorhead (10/29)... Three tackles, one-half sack vs Wayne State (11/5).

2004 (So): Played nine games as a backup linebacker with two starts against Wis.-River Falls (9/18) and Concordia-St. Paul (9/25)... Finished with 20 tackles (8 solo).

Two tackles in collegiate debut vs Minnesota State (8/26)... Career-high five tackles (1 solo) in start vs River Falls... Three tackles (career-high 3 solo) in start vs Concordia... Two assisted tackles against both Winona State (10/9) and Minn., Crookston (10/16)... Two tackles (1 solo) vs Wayne State (11/6).

2003 (Fr): Sat out as a redshirt.

Prior to BSU: Earned 11 varsity letters at Baudette High, four in football and baseball and three in basketball... Helped lead Baudette to section championship as a junior in 2001.

Personal: Josh Michael Templin... Born March 8, 1985... Son of Joan Templin... Majoring in business.

Templin: Defensive Stats

Year	G	UT-AT-TT	TFL	SK	INT	PBU
2003	redshirt					
2004	9	8-12-20	0.0-0	0.0-0	0-0	0
2005	10	12-34-46	1.5-4	0.5-3	0-0	1
Career	19	20-46-66	1.5-4	0.5-3	0-0	1

Career Highs:

Tackles: 10 vs Northern State (10/22/05); **Solo tackles:** 5 at Minn., Crookston (10/15/05); **Assists:** 8 vs Northern State (10/22/05); **TFL:** 1 at Minot State (9/7); **Sacks:** 1 at Minot State (9/7); **Forced fumbles:** 1 at Concordia-St. Paul (9/23/05); **PBU:** 1, two times.



Spencer Wagner

Pos: Cornerback
Ht/Wt: 5-8 / 155
Year: Sophomore - 1L
Home: Bismarck, N.D.
H.S.: Century

2006 (So): Sat out in 2006 as redshirt.

2005 (Fr): Played all 10 games as a true freshman with five starts at cornerback... Finished with 30 tackles (17 solo) and one pass breakup.

First collegiate tackle vs Minnesota State (9/10)... Three solo tackles at Wis.-River Falls (9/17)... Three solo tackles at Concordia-St. Paul (9/23)... Four tackles (3 solo) in first career start vs SW Minnesota State (10/1)... Career-high six tackles (1 solo) at Minn., Crookston (10/15)... Five tackles (3 solo), pass defended vs Northern State (10/22)... Five tackles (2 solo) vs MSU Moorhead (10/29).

Prior to BSU: Three-year starter for Century... 2002 conference champions; rushed for over 1,000 yards as a senior in 2004... State semifinalist in 2002 and 2003, quarter finalists in 2004.

Personal: Spencer James Wagner... Born Oct. 31,

1986... Son of Jerry and Deb Wagner... Majoring in biology.

Wagner: Defensive Stats

Year	G	UT-AT-TT	TFL	SK	INT	PBU
2005	10	17-13-30	0.0-0	0.0-0	0-0	1
2006	redshirt					
Career	10	17-13-30	0.0-0	0.0-0	0-0	1

Career Highs:

Tackles: 6 at Minn., Crookston (10/15/05); **Solo Tackles:** 3, four times; **Assists:** 5 at Minn., Crookston (10/15/05).



Cory Wardrope

Pos: Quarterback
Ht/Wt: 56-1 / 181
Year: Sophomore - 1L
Home: Anchorage, Alaska
H.S.: Chugiak

2006 (Fr-RS): Appeared in nine contests for the Beavers starting the final six games of the season... He led BSU to victories in his first five starts and is thought to be the first freshman ever to go 5-0 to begin a career... He did not put up big numbers averaging 131.9 yards per game... He put BSU in position to score in 48.1 percent of his 91 drives and finished the season with a 147.72 passer rating... The freshman showed the ability to make good decisions throwing just three interceptions in 153 attempts... did not turn the ball over in the final 170 plays of the season.

2005 (Fr-HS): Sat out entire season as a redshirt.

Prior to BSU: Was a three-year letterwinner at Chugiak High... He twice earned all-state honors and was named as the Cook Inlet Football Conference Offensive MVP as a senior... Left Chugiak as its all-time passing yardage leader.

Personal: Cory Lee Wardrope... Born Oct. 3, 1986... Son of Robbie and Patti Wardrope... Is an engineering physics major at BSU.

Wardrope: Passing Stats

Year	G	A-C-INT	PCT	Yds	TD	Avg.
2005	redshirt					
2006	9	96-153-3	62.7	1,187	11	131.9
Career	9	96-153-3	62.7	1,187	11	131.9

Wardrope: Rushing Stats

Year	G	Rush	Yds	Avg.	TD	Lg
2005	redshirt					
2006	9	91	185	2.0	2	24
Career	9	91	185	2.0	2	24



Eurise Watson

Pos: Running Back
Ht/Wt: 5-11 / 211
Year: Junior - 1L
Home: Dayton, Ohio
Univ.: Ohio

2006 (So-TR): Saw time in 10 contests getting the start in seven... Averaged 4.1 yards per carry on 175 attempts... Totaled a BSU-high 723 yards to rank third in NSIC in rushing yardage... Averaged 72.3 yards per game as a part of a BSU corps of ground-gainers that

led the league with 154.8 yards per game... Scored seven touchdowns on the ground to pass the squad.

Eighty-three yards on 23 carries in his first appearance in the green and white vs. Minnesota Duluth (8/31)... Recorded first collegiate touchdown at Minot State (9/7)... Rushed for 119 yards on 19 carries at Northern State (9/30)... Topped the 100-yard plateau again vs. Upper Iowa (11/10)... Posted a career-high 155 yards on 30 carries in the 2006 Mineral Water Bowl (12/2).

Prior to BSU: was a student at Ohio University before transferring to BSU... a two-sport standout at Mead-owdale High, he rushed for more than 2,400 yards in his final two seasons as a prep... Also played strong safety... First-Team All-Cincinnati-Dayton Public League on both defense and offense... Earned all-area accolades... Also played basketball at MHS.

Personal: Eurise L. Watson... Born Feb. 11, 1986... Son of Henry Watson and Linda Phillips... Majoring in sport management.

Watson: Rushing Stats

Year	G	Rush	Yds	Avg.	TD	Lg
2006	10	175	723	4.1	7	28
Career	10	175	723	4.1	7	28

Career Highs:

Carries: 30 vs. Pitt. State (12/2/06); **Yards:** 155 vs. Pitt. State (12/2/06); **Long Rush:** 29 yards at Northern State (9/30/06); **Receptions:** 3, two times; **Long reception:** 20 yards vs. SW Minnesota State (10/28/06).

Roster Breakdown

Beavers by Class

Freshmen	70
True Freshmen	52
Redshirt Freshmen	17
Transfers	1
Sophomores	16
Returning Sophomores	16
Transfers	0
Juniors	11
Returning Juniors	11
Transfers	0
Seniors	20
Returning Seniors	20
Transfers	0

Beavers by State

United States	
Alaska	6
Arkansas	1
California	2
Colorado	1
Florida	1
Hawaii	1
Illinois	12
Iowa	2
Minnesota	57
Missouri	1
Montana	1
Nebraska	1
North Carolina	1
North Dakota	13
Ohio	4
Texas	1
Wisconsin	11

BSU FOOTBALL STATE

2007 BSU Football PRESEASON DEPTH CHART

Offense

LT	LG	C	RG	RT
#79 Justin Guy Sr-2L / 6-3 / 290	#61 John Keaveny Sr-3L / 6-2 / 310	#65 Chase Pearson Sr-3L / 5-11 / 290	#77 Mike Picard Sr-1L / 6-5 / 345	#57 Nathan Mahlik Jr-2L / 6-6 / 311
#63 Dan Roscoe Jr-2L / 6-4 / 336	#74 Pat Leines So-1L / 6-4 / 350	#64 Jon Driscoll So-1L / 6-0 / 310	#69 Chad Whaley Fr-RS / 6-3 / 279	#67 Alan Gilbertson Fr-RS / 6-3 / 281
XWR	JWR	QB	YWR	ZWR
#13 George Kadlec Jr-2L / 6-2 / 190	#9 Andrew Schultz Fr-RS / 6-1 / 180	#17 Cory Wardrope So-1L / 6-1 / 181	#7 Anthony Schreiber Sr-3L / 6-0 / 185	#11 Kyle Jorgenson Jr-2L / 6-2 / 201
#6 Adam Berg Fr-RS / 6-2 / 180	#19 Tony Benedetto Fr-TR / 6-0 / 185	#8 Derek Edholm Fr-RS / 6-1 / 172	#14 C.J. Keys So-1L / 5-8 / 177	#83 Jeremy Pachel Sr-3L / 6-2 / 207
JACK (FB)		RB	TE	
#81 Dan Nagengast Sr-3L / 6-1 / 235		#30 Eurice Watson Jr-1L / 5-10 / 200	#85 John Larson Sr-3L / 6-5 / 255	
#88 Nate Solors Fr-TR / 6-0 / 235		#29 James Moore Jr-1L / 5-10 / 185	#87 Mat Davis Sr-3L / 6-3 / 246	
		#5 Erick Newman So-RS / 5-10 / 185		

Defense

DE		NT	DE	
#92 Seth Iverson Sr-3L / 6-2 / 249		#90 Zach Stafford Sr-3L / 6-2 / 279	#98 Robby Molstad Sr-3L / 6-3 / 255	
#89 Adrian Dunn Sr-1 / 6-3 / 236		#95 Bryan Wick So-1L / 6-4 / 240	#99 Kyle McMartin Jr-2L / 6-2 / 245	
Sam LB	Mike LB	Will LB	Buck LB	
#47 Matt Heber Sr-2L / 6-0 / 205	#34 Zach Christ Sr-3L / 5-11 / 215	#44 Josh Templin Sr-3L / 6-0 / 227	#39 Jared Dunn Sr-1L / 6-1 / 217	
#15 Josh Karch Jr-2L / 6-0 / 225	#24 Jake Anderson So-1L / 6-1 / 225	#46 Andrew Eagan Fr- RS / 6-2 / 231	#97 Josh Lasser So-1L / 6-0 / 217	
Fox CB	Falcon S	Hawk S	Bullet CB	
#12 Willy Plancher Sr-3L / 5-11 / 188	#26 Jason Kunz Jr-2L / 5-11 / 201	#38 Jeremiah Johnson Sr-3L / 5-11 / 195	#23 Tiger Ellison So-1L / 5-9 / 170	
#3 Terrell Phelps Jr-2L / 5-9 / 177	#22 Josh Rose Sr-1L / 6-1 / 188	#35 Drew Hayes Fr-RS / 5-10 / 175	#21 Spencer Wagner So-RS / 5-8 / 155	

Specialists

H	P	PK	LS
#9 Andrew Schultz Fr-RS / 6-1 / 175	#20 Paul Potemra So-TR / 5-11 / 170	#20 Paul Potemra So-TR / 5-11 / 170	#90 Zach Stafford Sr-3L / 6-1 / 270
#8 Derek Edholm Fr-RS / 6-1 / 180	#88 Nate Solors Fr-HS / 5-7 / 220	#88 Nate Solors Fr-HS / 5-7 / 220	#93 Jordan Lardnois Fr-RS / 6-1 / 270
KR		PR	
#7 Anthony Schreiber Sr-3L / 6-0 / 180		#7 Anthony Schreiber Sr-3L / 6-0 / 180	
#23 Tiger Ellison So-1L / 5-7 / 170		#22 Josh Rose Sr-1L / 5-11 / 175	

BEMIDJI STATE FOOTBALL

2006 Opponent Information

Minnesota Duluth **BULLDOGS**

Game 1: Sept. 1, 2007 // Duluth, Minn. (6:00 p.m.)
46th meeting: UMD leads, 34-10-1 // 2006: L, 7-23; Bemidji, Minn.



Schweigert

Schlafke

QUICK FACTS

Location:..... Duluth, Minn.
Founded/Enrollment:..... 1895 (10,300)
Affiliation/Conference:..... NAIA Division II / North Central Conference
Nickname School Colors:..... Bulldogs/ Maroon & Gold
Home Field (Surface Capacity):..... Malosky Stadium (A Turf/4,000)
Chancellor:..... Dr. Kathryn A. Martin
Athletic Director:..... Bob Nielson
Athletic Phone / Fax:..... (218) 726-8168 / (218) 726-6529

SPORTS INFORMATION

Director:..... Bob Nygaard
SID Phone:..... (218) 726-8191
SID e-mail:..... bnygaard@d.umn.edu
SID Fax:..... (218) 726-6529
Football Press Box:..... (218) 726-7224
Web site:..... www.umdbulldogs.com

THE BULLDOGS

2006 record:..... 6-4 / 4-4 NCC (4th)
Final national ranking:..... none
Starters returning / lost:..... 18 (7o/9d) / 6
Letterwinners returning / lost:..... 44 / 23

COACHING STAFF

Head Coach:..... Kyle Schweigert (Jamestown '85)
Record at UMD:..... 18-15 (4th)
Career record:..... 18-15 (4th)
Career vs BSU:..... 1-0
Phone / Best time to reach:..... (218) 726-7121 / contact SID
Assistants:..... John Steger (OC), Phil Longo, Peter Lue, Nick Goeser, Vernard Abrams, Mike Lang, Jason Hoskins

Top Returnee:..... • Ted Schlafke (Jr, QB)

Minot State (N.D.) **BEAVERS**

Game 2: Sept. 8, 2007 // Bemidji, Minn. (1:00 p.m.) // Shrine Game
10th meeting: BSU leads, 8-1 // 2006: W,30-9; Minot, N.D.



Rudolph



Kringen

QUICK FACTS

Location:..... Minot, N.D.
Founded/Enrollment:..... 1913 (3,642)
Affiliation/Conference:..... NAIA Division I / Dakota Athletic
Nickname/School Colors:..... Beavers/ Green & Red
Home Field (Surface/Capacity):..... Herb Parker Stadium (Grass/4,500)
President:..... Dr. H. Erik Shaar
Athletic Director:..... Rick Hedberg
Athletic Phone:..... (701) 858-3041

SPORTS INFORMATION

Director:..... Sheila Green Gerding
SID Phone/ Fax:..... (701) 858-3261/ (701) 858-3219
SID e-mail:..... greensh@misu.nodak.edu
Football Press Box:..... (701) 858-3219
Web site:..... msubeavers.com

THE BEAVERS

2006 record:..... 4-6 / 4-3 DAC (t-4th)
Final national ranking:..... none
Starters returning / lost:..... n/a
Letterwinners returning / lost:..... n/a

COACHING STAFF

Head Coach:..... Paul Rudolph (Minot State '88)
Record at MSU:..... 0-0 (1st)
Career vs BSU:..... First meeting
Football Phone/Best time to reach:..... (701) 858-4450/7-9 am
Assistants: Mike Rowe (DC/DB); David Lawrence (OLB); Joe Ford (LB); Jeff Engel (DL); Christ Harris (OL/TE); Andy Heitkamp (RB/P/K)

Top Returnee:..... • Josh Kringen (Sr, WR)

MSU Moorhead **DRAGONS**

Game 3: Sept. 15, 2007 // Bemidji, Minn. (1:00 p.m.)
75th meeting: MSU Moorhead leads, 42-29-3 // 2006: W, 21-9; Moorhead, Minn.



Tomeo

Jones

QUICK FACTS

Location / Founded (Enrollment):..... Moorhead, Minn. / 1887 (7,600)
Affiliation/Conference:..... NCAA Div. II / Northern Sun Intercollegiate
Nickname / School Colors:..... Dragons / Scarlet & White
Home Field (surface; capacity):..... Alex Nemzek Stadium (grass; 6,000)
President:..... Dr. Roland Barden
Athletic Director/SWA:..... Sylvia Barnier
Athletic Phone/Fax:..... (218) 477-2622 / (218) 477-5825

SPORTS INFORMATION

Director / Football SID:..... Larry Scott
SID Phone/Fax:..... (218) 477-2113 / (218) 477-2550
SID e-mail:..... scottym@mnstate.edu
Football Press Box:..... (218) 477-2130
Web site:..... www.msumd dragons.com

THE DRAGONS

First Year of Football / Overall Record:..... 1900 / 387-347-30
2006 Record:..... 6-5 / 4-4 NSIC (t-3rd)
Final national ranking:..... none
Starters - Letterwinners Returning/Lost:..... 17 / 5 - 36

COACHING STAFF

Head Coach:..... • Damon Tomeo (Pomona '99)
Record (career / at MSM):..... 6-5 (2nd) / 6-5 (2nd)
Record vs BSU:..... 0-1 (.000)
Football Phone/Best Time to Reach:..... (218) 236-2051 / 9-11 a.m.
Assistants:..... Joel Beard (OC/QB); Brandon Lerner (DC/ILB); Robin Abraham (RB); Shane Carter (OLB); Ben Olson (OL); Kirk Peterson (DL); Travis Anderson (WR)
Top Returnee:..... • Josh Jones (Jr, S)

Northern Sun Intercollegiate Conference

Commissioner..... Butch Raymond
Media Relations Director..... Nick Kornder
Phone..... (651) 288-4017
Fax:..... (651) 224-8583
e-mail:..... kornder@northernsun.org
web site:..... www.northernsun.org



BEMIDJI STATE FOOTBALL

Minnesota Crookston GOLDEN EAGLES



Stassen



McCabe

QUICK FACTS

Location / Founded (Enrollment):..... Crookston, Minn. / 1993 (1,700)
 Affiliation/Conference:..... NCAA Div. II / Northern Sun Intercollegiate
 Nickname / School Colors:..... Golden Eagles / Maroon & Gold
 Home Field (surface; capacity):..... Ed Widseth Field (grass; 2,000)
 Chancellor:..... Dr. Charles Casey
 Athletic Director:..... Stephanie Helgeson
 Athletic Phone/Fax:..... (218) 281-8422 / (218) 281-8430

SPORTS INFORMATION

Director / Football SID:..... Mitch Bakken
 SID Phone/Fax:..... (218) 281-8414 / (218) 281-8430
 SID e-mail:..... bakke044@umn.edu
 Football Press Box:..... (218) 281-8037
 Web site:..... www.crk.umn.edu/people/athletics

Game 4: Sept. 22, 2007 // Crookston, Minn. (1:00 p.m.)
 15th meeting: Bemidji St. leads, 13-1 // 2006: W, 56-7, Bemidji, Minn.


THE GOLDEN EAGLES

First Year of Football / Overall Record:..... 1994 / 48-72
 2006 Record:..... 0-11 / 0-8 NSIC (9th)
 Final national ranking:..... none
 Starters - Letterwinners Returning/Lost:..... 14/8

COACHING STAFF

Head Coach:..... •Shannon Stassen (Valley City (N.D.) State '95)
 Record at UMC/ Career Record:..... 6-48 (7th) / same
 Record vs BSU:..... 0-6 (.000)
 Football Phone/Best Time to Reach:..... (218) 281-8425 / contact SID
 Assistants:..... Steve Olson (DL), Dave Hennings (WR/RB), Scott Butt (OC), Mark Dufner (LB), Jim LeClair (LB), Justin Schreiber (DB), Jason Kremer (TE)
 Top Returnee:..... • Bryan Dean (So, WR)

Northern State WOLVES



Boden



Jark

QUICK FACTS

Location / Founded (Enrollment):..... Aberdeen, S.D. / 1901 (3,000)
 Affiliation/Conference:..... NCAA Div. II / Northern Sun Intercollegiate
 Nickname / School Colors:..... Wolves / Maroon & Gold
 Home Field (surface; capacity):..... Swisher Field (artificial; 6,000)
 President:..... Dr. Patrick J. Schloss
 Athletic Director:..... Bob Olson
 Athletic Phone/Fax:..... (605) 626-3336 / (605) 626-2238

SPORTS INFORMATION

Director / Football SID:..... Melissa Wolf
 SID Phone/Fax:..... (605) 626-7748 / (605) 626-2238
 SID e-mail:..... mlwolf@northern.edu
 Football Press Box:..... (605) 626-3988
 Web site:..... www.northern.edu/athletics

Game 5: Sept. 29, 2007 // Bemidji, Minn. (1:00 p.m.) // Homecoming
 31st meeting: Northern St. leads, 16-13-1 // 2006: W, 25-22; Aberdeen, S.D.

THE WOLVES

First Year of Football / Overall Record:..... 1902 / 510-329-32
 2006 Record:..... 4-7 / 3-5 NSIC (t-6th)
 Post-Season:..... none
 Starters Returning/Lost:..... 13/9

COACHING STAFF

Head Coach:..... • Chris Boden (Saginaw Valley State '90)
 Record (career / at NSU):..... 10-12 (3rd) / same
 Record vs BSU:..... 0-2 (.000)
 Football Phone/Best Time to Reach:..... (605) 626-2543 / contact SID
 Assistants:..... Richard Sweeney (DC); Ben Barnes (OL); Ted Hall (DL); Doug Hazen (SS); Ben Murphy (DL); Terance Adams (WR); Jesse Thompson (RB); Maia Tupou (Ass't DL).
 Top Returnee:..... • Brian Jark (So, WR)

Mary (N.D.) MARAUDERS



Schultz



Sandy

QUICK FACTS

Location:..... Bismarck, N.D.
 Founded/Enrollment:..... 1955 (2,842)
 Affiliation/ Conference:..... NCAA Division I/Northern Sun
 Nickname/School Colors:..... Marauders/ Royal Blue & Orange
 Home Field (Surface/capacity):..... Bismarck Bowl (artificial/7,000)
 President:..... Sr. Thomas Welder
 Athletic Director:..... Al Bortke
 Athletic Phone:..... (701) 355-8200

SPORTS INFORMATION

Director:..... Brian Larson
 SID Phone/ Fax:..... (701) 355-8354 / (701) 355-8302
 SID e-mail:..... blarson@umary.edu
 Football Press Box:..... (701) 222-7544
 Web site:..... www.umary.edu/athletics

Game 6: Oct. 6, 2007 // Mary, N.D. (1:00 p.m.)
 Second meeting: UM leads, 1-0 // 2006: L,21-27; Bemidji, Minn.

THE MARAUDERS

2006 record:..... 6-4
 Final national ranking:..... none
 Starters returning:..... 1-Off / 10-Def
 Letterwinners returning / lost:..... /n/a

COACHING STAFF

Head Coach:..... Myron Schultz (Mary)
 Record at UM:..... (8th)
 Career vs BSU:..... 1-0
 Phone/Best time to reach:..... (701) 355-8230/Contact SID
 Assistants:..... Bud Etzold (QB); Jason Petrino (DC); Chris Fisk (OC); Jeff Dockter (DL); Walt Russell (RB); Chris Clements (LB); Brent Ritter (OLB); Robert Fuller (TE); Todd Schwarzkopf (OL); Johnny Crawford (DB); Duncan McLean (WR)
 Top Returnee:..... • Blair Sandy (Sr, QB)

Wayne State (Neb.) WILDCATS



McLaughlin



Peterson

QUICK FACTS

Location / Founded (Enrollment):..... Wayne, Neb. / 1910 (3,200)
 Affiliation/Conference:..... NCAA Div. II / Northern Sun Intercollegiate
 Nickname / School Colors:..... Wildcats / Black & Gold
 Home Field (surface; capacity):..... Memorial Stadium (grass; 3,500)
 President:..... Dr. Richard Collings
 Athletic Director:..... Eric Schoh
 Athletic Phone/Fax:..... (402) 375-7520 / (402) 375-7120

SPORTS INFORMATION

Director / Football SID:..... Mike Grosz
 SID Phone/Fax:..... (402) 375-7326 / (402) 375-7271
 SID e-mail:..... mgrosz1@wsc.edu
 Football Press Box:..... (402) 375-7316
 Web site:..... www.wsc.edu/athletics

Game 7: Oct. 13, 2007 // Wayne, Neb. (1:00 p.m.) // Lions' Game
 14th meeting: BSU leads, 7-6 // 2006: W,40-37; Wayne, Neb.

THE WILDCATS

First Year of Football / Overall Record:..... 1912 / 353-413-40
 2006 Record:..... 5-6 / 4-4 NSIC (t-3rd)
 Final national ranking:..... none
 Starters - Letterwinners Returning:..... 14 (6-O/8-D)

COACHING STAFF

Head Coach:..... •Dan McLaughlin (Bellevue '82)
 Record (career / at WSC):..... 9-13 (3rd) / same
 Record vs BSU:..... 1-1 (.500)
 Football Phone/Best Time to Reach:..... (402) 375-7315 / contact SID
 Assistants:..... Gene Surh (OC); Clint Brown (DC); Lance Griffin (RB); Leo Gonzalez (DL); Mike Cordes (ST); Tim Triplett (WR); Charles Hafley (DB)
 Top Returnee:..... • Nick Baldetti (Sr, MLB)

BEMIDJI STATE FOOTBALL

Winona State WARRIORS

Game 8: Oct. 20, 2007 // Winona, Minn. (1:00 p.m.)
70th meeting: Winona St. leads, 41-27-1 // 2006: W, 8-7; Bemidji, Minn.

QUICK FACTS

Location / Founded (Enrollment): Winona, Minn. / 1858 (7,300)
Affiliation/Conference: NCAA Div. II / Northern Sun Intercollegiate
Nickname / School Colors: Warriors / Northwestern Purple & White
Home Field (surface; capacity): Maxwell Field (artificial; 3,000)
President: Dr. Judith Ramaley
Athletic Director: Larry Holstad
Athletic Phone/Fax: (507) 457-5210 / (507) 457-5479

SPORTS INFORMATION

Director / Football SID: Mike Herzberg
SID Phone/Fax: (507) 457-5576 / (507) 457-5479
SID e-mail: mherzberg@winona.edu
Football Press Box: (507) 474-7985
Web site: www.winona.edu/athletics

THE WARRIORS

First Year of Football / Overall Record: 1895 / 333-420-25
2006 Record: 9-3 / 7-1 NSIC (2nd)
Final national ranking: 19 / 19
Starters Returning/Lost: 13/9

COACHING STAFF

Head Coach: **Tom Sawyer** (Winona State '83)
Record at WSU / Career Record: 94-34 (12th) / same
Record vs BSU: 9-1 (.900)
Football Phone/Best Time to Reach: (507) 457-5213 / contact SID
Assistants: Bryan Hiller (OL), Brian Curtin (DB), Matt Entz (DC); Larry Holstad (O); Dave Watson (WR); Bruce Carpenter (OC/QB); Mitch Madland (DL); Scott Schmalz (WR)
Top Returnee: **Marcus LaBadie Sr., LB**



Sawyer



LaBadie

Southwest Minnesota State MUSTANGS

Game 9: Oct. 27, 2007 // Marshall, Minn. (1:00 p.m.)
40th meeting: SW Minn. St. leads, 20-18-1 // 2006: W, 23-15; Bemidji, Minn.

QUICK FACTS

Location / Founded (Enrollment): Marshall, Minn. / 1967 (3,600)
Affiliation/Conference: NCAA Div. II / Northern Sun Intercollegiate
Nickname / School Colors: Mustangs / Brown & Gold
Home Field (surface; capacity): Mattke Field (grass; 5,000)
President: Dr. David Danahar
Athletic Director: Dr. Howard Gauthier
Athletic Phone/Fax: (507) 537-7271 / (507) 537-6578

SPORTS INFORMATION

Director / Football SID: Kelly Loft
SID Phone/Fax: (507) 537-7177 / (507) 537-6578
SID e-mail: loftk@southwestmsu.edu
Football Press Box: (507) 537-6105
Web site: www.smsumustangs.com

THE MUSTANGS

First Year of Football / Overall Record: 1968 / 145-245-5
2006 Record: 4-7 / 3-5 NSIC (t-6th)
Final national ranking: none
Starters Returning/Lost: 13 (6-Off/7-Def) / 9 (5-Off/4-Def)

COACHING STAFF

Head Coach: **Eric Eidsness** (Sioux Falls '92)
Record (career / at SMSU): 13-20 (4th) / same
Record vs BSU: 0-3 (.000)
Football Phone/Best Time to Reach: (507) 537-7097 / contact SID
Assistants: Tim Steinbach (DC); Justin Iske (OL); Lyle Eidsness (RB/ST); Jake Box (DB); Peter Hahn (TE); Cory Miller (DL); Sean Van de Merghel (WR)
Top Returnee: **Matt Fischer (Sr, TE)**



Eidsness



Fischer

Concordia-St. Paul GOLDEN BEARS

Game 10: Nov. 3, 2007 // Bemidji, Minn. (1:00 p.m.) // Senior Day
Ninth meeting: Concordia-St. Paul leads, 5-3 // 2006: W, 27-7; St. Paul, Minn.

QUICK FACTS

Location / Founded (Enrollment): St. Paul, Minn. / 1893 (1,927)
Affiliation/Conference: NCAA Div. II / Northern Sun Intercollegiate
Nickname / School Colors: Golden Bears / Blue & Gold
Home Field (surface; capacity): Griffin Stadium (turf; 6,000)
President: Dr. Robert Holst
Athletic Director: Tom Rubbelke
Athletic Phone/Fax: (651) 641-8854 / (651) 641-8787

SPORTS INFORMATION

Director / Football SID: Josh Deer
SID Phone/Fax: (651) 641-8893 / (651) 641-8767
SID e-mail: jdeer@csp.edu
Football Press Box: (612) 309-5853
Web site: www.csp.edu/athletics

THE GOLDEN BEARS

First Year of Football / Overall Record: 1969 / 167-179-2
2006 Record: 5-6 / 4-4 NSIC (t-3rd)
Final national ranking: unranked
Starters - Returning/Lost: 10 (4-Off/6-Def) / 11 (7-Off/5-Def)

COACHING STAFF

Head Coach: **Mark Mauer** (Nebraska '81)
Record (career / at CSP): 21-13 (4th) / same
Record vs BSU: 1-2 (.333)
Football Phone/Best Time to Reach: (651) 603-6181 / contact SID
Assistants: Ryan Williams (OC/QB); Oliver Soukup (DC); Wade Kittelson (DL); Derek Branch (OL); Russell Gary (DB); Jim Mauer (WR); Rodney Lewis (DB) Joe Florez (RB); Chris Dennis (CB).
Top Returnee: **Kole Goodchild (Sr, QB)**



Mauer



Goodchild

Upper Iowa PEACOCKS

Game 11: Nov. 9, 2007 // Minneapolis, Minn. (7:30 p.m.) // Metrodome Classic
Second meeting: BSU leads, 1-0 // 2006: W, 44-20; Minneapolis, Minn.

QUICK FACTS

Location / Founded (Enrollment): Fayette, Iowa
Affiliation/Conference: NCAA Div. II / Northern Sun Intercollegiate
Nickname / School Colors: Peacocks / Peacock Blue & White
Home Field (surface; capacity): Eischeid Stadium (grass; 3,500)
President: Alan G. Walker
Athletic Director: Gil Cloud
Athletic Phone/Fax: (563) 425-5293

SPORTS INFORMATION

Director / Football SID: Howard Thompson
SID Phone/Fax: (563) 425-5307
SID e-mail: Thompsonh@uiu.edu
Football Press Box: (563) 425-4029
Web site: www.uiu.edu/athletics

THE PEACOCKS

First Year of Football / Overall Record: 1893 / 310-419-24
2006 Record: 3-8 / 3-5 NSIC (t-6th)
Final national ranking: none
Starters - Returning/Lost: 12 (6-Off/6-Def) / 10 (5-Off/5-Def)

COACHING STAFF

Head Coach: **Mike Knoll** (Mo. Western State '74)
Record (at UIU / career): 6-16 (3rd) / 10-56 (7th)
Record vs BSU: 0-1 (.000)
Football Phone/Best Time to Reach: (563) 425-5313 / mornings
Assistants: Dave Barclay (TE); Casey Carlo (DL); Eric Moe (DB); Jesse Montalto (OC); Derek Moore (OC); Brian Hook (WR); Eric Mattson (LB)
Top Returnee: **Dwayne Croker (Sr, WR)**



BEMIDJI STATE FOOTBALL

2006 BSU Opponents OPPONENT SCHEDULES

NSIC Opponents	BSU	CSP	UM	UMC	MSUM	NSU	SMSU	UIU	WSC	WSU
Bemidji State	--	Nov. 3 1:00 p.m.	@ Oct. 6 1:00 p.m.	@ Sept. 22 1:00 p.m.	Sept. 15 1:00 p.m.	Sept. 29 1:00 p.m.	@ Oct. 27 1:00 p.m.	@ Nov. 9 7:30 p.m.	Oct. 13 1:00 p.m.	@ Oct. 20 1:00 p.m.
Concordia-St. Paul	@ Nov. 3 1:00 p.m.	--	Sept. 22 1:00 p.m.	vs. Nov. 9 4:00 p.m.	Oct. 13 1:00 p.m.	@ Sept. 15 1:00 p.m.	@ Oct. 6 6:00 p.m.	Oct. 20 1:00 p.m.	Oct. 27 1:00 p.m.	@ Sept. 29 1:00 p.m.
Mary (N.D.)	Oct. 6 1:00 p.m.	@ Sept. 22 1:00 p.m.	--	Oct. 13 1:00 p.m.	@ Oct. 20 1:00 p.m.	vs. Nov. 10 12:00 p.m.	Sept. 29 1:00 p.m.	@ Oct. 27 1:00 p.m.	@ Nov. 3 1:00 p.m.	@ Sept. 15 1:00 p.m.
Minnesota, Crookston	Sept. 22 1:00 p.m.	vs. Nov. 9 4:00 p.m.	@ Oct. 13 1:00 p.m.	--	@ Nov. 3 1:00 p.m.	Oct. 20 1:00 p.m.	Sept. 15 1:00 p.m.	Oct. 6 1:00 p.m.	@ Sept. 29 1:00 p.m.	Oct. 27 1:00 p.m.
MSU-Moorhead	@ Sept. 15 1:00 p.m.	@ Oct. 13 1:00 p.m.	Oct. 20 1:00 p.m.	Nov. 3 1:00 p.m.	--	@ Oct. 27 2:30 p.m.	vs. Nov. 10 7:00 p.m.	Sept. 29 1:00 p.m.	@ Sept. 22 1:00 p.m.	Oct. 6 1:00 p.m.
Northern State	@ Sept. 29 1:00 p.m.	Sept. 15 1:00 p.m.	vs. Nov. 10 12:00 p.m.	@ Oct. 20 1:00 p.m.	Oct. 27 1:00 p.m.	--	@ Sept. 22 1:00 p.m.	Nov. 3 1:00 p.m.	Oct. 6 2:30 p.m.	@ Oct. 13 1:00 p.m.
SW Minnesota State	Oct. 27 1:00 p.m.	Oct. 6 6:00 p.m.	@ Sept. 29 1:00 p.m.	@ Sept. 15 1:00 p.m.	vs. Nov. 10 7:00 p.m.	Sept. 22 1:00 p.m.	--	@ Oct. 13 1:00 p.m.	@ Oct. 20 1:00 p.m.	Nov. 3 1:00 p.m.
Upper Iowa	vs. Nov. 9 7:30 p.m.	@ Oct. 20 1:00 p.m.	Oct. 27 1:00 p.m.	@ Oct. 6 1:00 p.m.	@ Sept. 29 1:00 p.m.	@ Nov. 3 1:00 p.m.	Oct. 13 1:00 p.m.	--	Sept. 15 1:00 p.m.	Sept. 22 1:00 p.m.
Wayne State (Neb.)	Oct. 20 1:00 p.m.	@ Oct. 27 1:00 p.m.	Nov. 3 1:00 p.m.	@ Oct. 27 1:00 p.m.	Sept. 22 1:00 p.m.	@ Oct. 6 2:30 p.m.	Oct. 20 1:00 p.m.	--	--	vs. Nov. 10 3:30 p.m.
Winona State	@ Oct. 21 1:00 p.m.	Sept. 29 1:00 p.m.	Sept. 15 1:00 p.m.	Oct. 7 1:00 p.m.	@ Oct. 14 1:00 p.m.	Oct. 13 1:00 p.m.	@ Nov. 3 1:00 p.m.	@ Sept. 22 1:00 p.m.	vs. Nov. 10 3:30 p.m.	--

Non-Conf.	Game 1	Game 2	Game 3	Game 4	Game 5	Game 6	Game 7	Game 8	Game 9	Game 10	Game 11
Minnesota Duluth	Sept. 1 BEMIDJI ST.	Sept. 9 Mo. W. State	Sept. 16 South Dakota	Sept. 22 @ Central Wash.	Sept. 29 W. Wash.	Oct. 6 @ Augustana	Oct. 13 Minn. State	Oct. 20 @ Neb.-Omaha	Oct. 27 North Dakota	Nov. 10 @ St. Cloud St.	-
Minot (N.D.) State	Sept. 1 @ Rocky Mt. Valley	Sept. 8 @ BEMIDJI ST.	Sept. 15 @ Jamestown	Sept. 22 Black Hills St.	Sept. 29 @ SD Mines	Oct. 6 Dickinson St.	Oct. 13 @ Mayville St.	Oct. 20 Valley City St.	Oct. 27 @ Dakota St.	Nov. 3 Jamestown	-

2007 Northern Sun Intercollegiate Conference Composite Schedule

SATURDAY, AUGUST 25

Michigan Tech @ Winona State 1:00 p.m.
Augustana @ Mary (N.D.) 7:00 p.m.

THURSDAY, AUGUST 30

Minnesota, Crookston @ Mayville State 7:00 p.m.
Wisconsin-Eau Claire @ SW Minnesota State 7:00 p.m.
Northern State @ St. Cloud State 7:00 p.m.

SATURDAY, SEPTEMBER 1

Concordia-St. Paul @ Augustana 11:00 a.m.
Loras College @ Upper Iowa 1:00 p.m.
Wayne State (Neb.) @ Chadron State 1:00 p.m.
MSU Moorhead @ Concordia-Moorhead 1:30 p.m.
BEMIDJI STATE @ Minnesota Duluth 6:00 p.m.

SATURDAY, SEPTEMBER 8

Minot State @ **BEMIDJI STATE** 1:00 p.m.
SW Minnesota State @ Jamestown 1:00 p.m.
Nebraska-Kearney @ Wayne State 1:00 p.m.
Winona State @ South Dakota 1:00 p.m.
Concordia-St. Paul @ Central Missouri State 1:30 p.m.
Mayville State @ MSU Moorhead 2:00 p.m.
St. Cloud State @ Mary 6:00 p.m.
Upper Iowa @ Truman State 6:30 p.m.
Augustana @ Northern State 7:00 p.m.

SATURDAY, SEPTEMBER 15

MSU Moorhead @ **BEMIDJI STATE** 1:00 p.m.
Concordia-St. Paul @ Northern State 1:00 p.m.
SW Minn. State @ Minnesota, Crookston 1:00 p.m.
Wayne State @ Upper Iowa 1:00 p.m.
Mary @ Winona State 1:00 p.m.

SATURDAY, SEPTEMBER 22

• **BEMIDJI STATE @ Minnesota, Crookston** 1:00 p.m.
• Winona State @ Upper Iowa 1:00 p.m.
• Mary @ Concordia-St. Paul 1:00 p.m.
• Northern State @ SW Minnesota State 1:00 p.m.
• MSU Moorhead @ Wayne State 1:00 p.m.

SATURDAY, SEPTEMBER 29

• Upper Iowa @ MSU Moorhead 1:00 p.m.
• SW Minnesota State @ Mary 1:00 p.m.
• Northern State @ **BEMIDJI STATE** 1:00 p.m.
• Minnesota, Crookston @ Wayne State 1:00 p.m.
• Concordia-St. Paul @ Winona State 1:00 p.m.

SATURDAY, OCTOBER 6

• Winona State @ MSU Moorhead 1:00 p.m.
• **BEMIDJI STATE @ Mary** 1:00 p.m.
• Upper Iowa @ Minnesota, Crookston 1:00 p.m.
• Wayne State @ Northern State 2:30 p.m.
• Concordia-St. Paul @ SW Minnesota State 6:00 p.m.

SATURDAY, OCTOBER 13

• Wayne State @ **BEMIDJI STATE** 1:00 p.m.
• Minnesota, Crookston @ Mary 1:00 p.m.
• SW Minnesota State @ Upper Iowa 1:00 p.m.
• MSU Moorhead @ Concordia-St. Paul 1:00 p.m.
• Northern State @ Winona State 1:00 p.m.

SATURDAY, OCTOBER 20

• Mary @ MSU Moorhead 1:00 p.m.
• Northern State @ Minnesota, Crookston 1:00 p.m.
• Upper Iowa @ Concordia-St. Paul 1:00 p.m.
• SW Minnesota State @ Wayne State 1:00 p.m.
• **BEMIDJI STATE @ Winona State** 1:00 p.m.

SATURDAY, OCTOBER 27

• Winona State @ Minnesota, Crookston 1:00 p.m.
• Mary @ Upper Iowa 1:00 p.m.
• Wayne State @ Concordia-St. Paul 1:00 p.m.
• **BEMIDJI STATE @ SW Minnesota State** 1:00 p.m.
• MSU Moorhead @ Northern State 2:30 p.m.

FRIDAY, NOVEMBER 3

• Concordia-St. Paul @ **BEMIDJI STATE** 1:00 p.m.
• Minnesota, Crookston @ MSU Moorhead 1:00 p.m.
• Upper Iowa @ Northern State 1:00 p.m.
• Winona State @ SW Minnesota State 1:00 p.m.
• Mary @ Wayne State 1:00 p.m.

FRIDAY, NOVEMBER 9

23rd NSIC Metrodome Football Classic (H.H.H. Metrodome - Minneapolis, Minn.)
• Minnesota, Crookston vs. Concordia-St. Paul 4:00 p.m.
• Upper Iowa vs. **BEMIDJI STATE** 7:30 p.m.

SATURDAY, NOVEMBER 10

23rd NSIC Metrodome Football Classic (H.H.H. Metrodome - Minneapolis, Minn.)
• Northern State vs. Mary 12:00 p.m.
• Wayne State vs. Winona State 3:30 p.m.
• SW Minnesota State vs. MSU Moorhead 7:00 p.m.

SATURDAY, DECEMBER 1

8th Annual MIAA/NSIC Mineral Water Bowl
Excelsior Springs, Mo. TBA
NSIC Team (TBD) vs. MIAA Team (TBD)

BEMIDJI STATE FOOTBALL

2006 Recap: Game 1 MINNESOTA DULUTH

L, 23-7 (0-1 / 0-0 NSIC)
Aug. 31, 2006 // Bemidji, Minn.

On a night dictated by strong defensive performances on both sides of the ball, a safety on a wild punt snap into the end zone in the third quarter sparked a 16-point rally for the Minnesota Duluth, which broke open a 7-7 tie and topped BSU, 23-7, in the season opener for both programs.

The 16-point rally overshadowed a strong performance by the BSU defense. The Bulldogs, who in 2005 averaged better than 365 yards per game, were limited to 266 total yards on 71 plays. UMD garnered 84 yards rushing on 34 attempts, and while Bulldog quarterback Ted Schlafke completed 24 of 37 passes, he netted just 182 yards through the air.

Three different BSU defenders reached the 10-tackle plateau on the evening, led by a career-high 13 stops from linebacker Zach Christ. Safety Jeremiah Johnson added 12 tackles while defensive end Seth Iverson turned in 10 tackles including five solo tackles, two sacks and broke up a pass.

Still, BSU's defensive efforts could not overcome a rough night by the Beaver offense which struggled to net just 203 yards on 73 plays from scrimmage. Junior quarterback Josh Williams made his collegiate debut and attempted 37 passes but completed just 15 for 128 yards and three interceptions.

Williams found Schreiber from four yards out in the first quarter for BSU's only score of the contest. The touchdown reception was the 10th of Schreiber's career, moving him into a three-way tie for 10th on BSU's career list, and gave BSU at least one touchdown pass in each of its last 32 games played.

2006 Recap: Game 2 MINOT STATE

W, 30-9 (1-1 / 0-0 NSIC)
Sept. 9, 2005 // Minot, N.D. // Beaver Bash

Bemidji State picked up two second-quarter touchdown passes from junior quarterback Josh Williams to blow open a 7-3 game, and rode a defense which forced four turnovers and allowed just 68 yards rushing in a 30-9 victory over the Minot State Beavers in the annual "Beaver Bash." The victory gave BSU five wins in five all-time trips to Minot, and the Minnesota Beavers have outscored their North Dakota foes by a combined margin of 184-46 in those five contests.

Bemidji State set the tone early, scoring on its first possession of the contest after assembling a 12-play, 80-yard drive off the game's opening kickoff. Eurice Watson capped the drive with a 10-yard scamper for his first collegiate touchdown.

Jeremiah Johnson intercepted MSU's Ryan Jutras on the first Beaver snap from scrimmage, and Minot State turned the ball over on downs at the BSU two-yard line on its next possession after assembling a 10-play, 87-yard drive.

The Beavers pulled within 7-3 on a 35-yard field goal with 22 seconds to play in the first quarter, but would draw no closer.

BSU put the game away with the two second-quarter touchdown passes from Williams--both set up by Willy Plancher who grabbed an interception and picked up a fumble.

For the second consecutive week, BSU received a strong outing from its defense. In addition to four turnovers, four sacks and a safety, BSU held Minot State to 68 yards rushing on 34 carries

2006 Recap: Game 3 MSU MOORHEAD

W, 21-9 (2-1 / 1-0 NSIC)
Sept. 16, 2005 // Moorhead, Minn.

Bemidji State turned in yet another stifling defensive effort and limited MSU Moorhead to 13 yards rushing and 185 yards of total offense, while wide receiver Anthony Schreiber put away a victory with the first punt-return touchdown by a BSU player in nearly four years as the Beavers opened NSIC play with a 21-9 victory over their rival Dragons.

The win helped Bemidji State retain the Battle Axe for a seventh consecutive season, extending its longest winning streak in the history of the series.

MSUM recorded the day's first score capping a 14-play drive with a 37-yard field goal with 6:31 to play in the first quarter.

As the second stanza got underway, BSU quarterback Josh Williams connected with Schreiber for a 36-yard catch-and-run to move the ball to the Dragon 12-yard line, but Eurice Watson fumbled the ball back to the hosts on the next play to stall out the first Beaver scoring opportunity of the day.

After BSU forced the Dragons into their fourth three-and-out on five drives on the ensuing possession they would take advantage of a crucial Moorhead 10-yard penalty that moved the ball to the MSUM 27 and kept the drive afloat. The Beavers would score seven plays later, on a one-yard plunge from Olson to give the Beavers a 7-3 advantage.

MSUM regained the lead 9-6, but the Beavers responded with a 77-yard scoring drive.

Watson atoned for his earlier fumble with a 12-yard scamper and Michael McDonald's extra point kick helped the Beavers to a 14-9 lead they'd not relinquish.

Schreiber added to the BSU lead with his 51-yard punt return before time would expire and BSU improved to 2-0 in NSIC play.

Scoring Summary

	1	2	3	4	F
Minnesota Duluth	7	0	16	0	23
Bemidji State	7	0	0	0	7

1 11:16	D - Keith Bizzle 2 yd run (Baumann)	7 - 0
01:40	B - Schreiber, Anthony 4 yd pass from Williams, Josh (McDonald)	7 - 7
2 none		
3 05:04	D - Team safety	9 - 7
02:29	D - Ted Schlafke 3 yd run (Baumann)	16 - 7
00:55	D - D. Johnson 25 yd pass from Ted Schlafke (Baumann)	23 - 7
4 none		

Team Statistics

Team Statistics	UMD	BSU
FIRST DOWNS		
(rush-pass-pen-total)	5-14-0=19	10-5-2=17
RUSHES-YDS (net)	34-84	36-75
PASSING YDS (net)	182	128
Passes Att-Comp-Int	24-37-1	15-37-3
TOTAL OFFENSE	266	203
Punts (no-avg)	6-35.2	4-36.2
Fumbles - lost	1-1	2-0
Penalties - yards	4-36	0-0
Time of Possession	28:34	31:26

Individual Statistics

RUSHING (att-yds):
UMD-Keith Bizzle 12-58; R. Schumacher 1-11; Tony Doherty 1-8; Marek Seta 4-7; Baylor Radtke 1-1; Ted Schlafke 14-0; Team 1-minus.
BSU-Watson, Eurice 23-83; Williams, Josh 9-35; Schreiber, Anthony 2-minus 11; TEAM 2-minus 32.

PASSING (att-omp-INT-yds):

UMD-Ted Schlafke 24-37-1-182.
BSU-Williams, Josh 15-37-3-128.

RECEIVING (rec-yds):

UMD-Keith Bizzle 6-26; D. Johnson 5-55; Greg Aker 5-39; Tony Doherty 3-27; Troy Foss 3-22; Baylor Radtke 1-7; Brandon Anson 1-6.
BSU-Hawks, Jonathan 6-52; Schreiber, Anthony 4-39; Rodgers, Danny 3-25; Jones, Frank 2-12.

INTERCEPTIONS (no-yds):

UMD-Jim Johnson 2-13; T. Scheidecker 1-0.
BSU-Garrison, Zach 1-10.

FUMBLES:

UMD-Ted Schlafke 1-1.
BSU-TEAM 2-0.

TACKLES (UA-A-TFL; min. 5):

UMD-Tyler Yelk 2-6; Jon Ruffledt 2-5; Cody Ahmann 2-4; B. Culpepper 0-6; Corey Hughes 4-1; Kevin Krenz 1-4; Ryan Bowen 1-4; D. Timmersman 0-5.
BSU-Christ, Zach 4-9; Johnson, Jeremiah 3-9; Iverson, Seth 5-5; Schmitz, T.J. 2-6; Heber, Matt 5-2; Baratto, Ben 3-4; Phelps, Terrell 2-4.

SACKS (UA-A):

UMD-Cody Ahmann 1-1; Ryan Bowen 0-1.
BSU-Iverson, Seth 2-0; Christ, Zach 0-1; Stafford, Zach 0-1.

Scoring Summary

	1	2	3	4	F
Bemidji State	7	14	2	7	30
Minot (N.D.) State	3	0	0	6	9

1 10:21	B - Watson, Eurice 10 yd run (McDonald)	7 - 0
00:22	M - Levnaich, Nik 35 yd field goal	7 - 3
2 06:07	B - Kadlec, George 19 yd pass from Williams, Josh (McDonald)	14 - 3
00:29	B - Schreiber, Anthony 18 yd pass from Williams, Josh (McDonald)	21 - 3
3 00:46	B - TEAM safety	23 - 3
4 10:11	B - Kadlec, George 6 yd pass from Williams, Josh (McDonald)	30 - 3
05:11	M - Hanson, Kevin 46 yd pass from Meier, Jon (Levnaich-failed)	30 - 9

Team Statistics

Team Statistics	BSU	MSU
FIRST DOWNS		
(rush-pass-pen-tot)	8-8-1=17	3-12-1=1
RUSHES-YDS (net)	35-143	34-68
PASSING YDS (net)	158	218
Passes Att-Comp-Int	13-23-0	20-32-3
TOTAL OFFENSE	301	286
Punts (no-avg)	7-41.1	3-27.0
Fumbles - lost	2-1	2-1
Penalties - yards	5-40	6-48
Time of Possession	28:09	31:51

Individual Statistics

RUSHING (att-yds):
BSU-Olson, Tyler 12-64; Williams, Josh 7-37; Watson, Eurice 10-28; Moore, James 5-17; TEAM 1-minus 3.
MSU-Graham, Neil 12-51; Gutierrez, Manny 11-37; Hanson, Kevin 1-3; Meier, Jon 1-minus 9; Jutras, Ryan 9-minus 14.

PASSING (att-omp-INT-yds):

BSU-Williams, Josh 13-23-0-158.
MSU-Jutras, Ryan 16-25-3-156; Meier, Jon 4-7-0-62.

RECEIVING (rec-yds):

BSU-Schreiber, Anthony 7-90; Kadlec, George 3-32; Hawks, Jonathan 2-33; Jones, Frank 1-3.
MSU-Kringen, Joshua 8-106; Martinez, Gilbert 3-32; Mauldin, Davion 3-12; Hanson, Kevin 2-44; Patrick, Ronnie 2-12; Monsor, Joe 2-10.

INTERCEPTIONS (no-yds):

BSU-Johnson, Jeremiah 1-13; Plancher, Willy 1-13; Garrison, Zach 1-9.
MSU-None.

FUMBLES:

BSU-Olson, Tyler 1-1; Williams, Josh 1-0.
MSU-Hanson, Kevin 1-1; Martinez, Ricky 1-0.

TACKLES (UA-A-TFL; min. 5):

BSU-Templin, Josh 3-4; Baratto, Ben 2-5; Plancher, Willy 5-1; Schmitz, T.J. 3-3; Christ, Zach 3-3; Stafford, Zach 2-4; Johnson, Jeremiah 1-5; Kunz, Jason 3-2; Wanie, Tony 3-2; Dunn, Jared 2-3.
MSU-Anderson, Kory 5-3; Harmon, Travis 2-4; King, Blaine 2-3; Mack, Kenny 2-3.

SACKS (UA-A):

BSU-Iverson, Seth 1-0; Stafford, Zach 1-0; Karch, Josh 0-1; Wanie, Tony 0-1; Templin, Josh 1-0.
MSU-None.

Scoring Summary

	1	2	3	4	F
Bemidji State	0	7	14	0	21
MSU Moorhead	0	3	6	0	9

1 none		
2 12:52	M - Bonkoski, Tyson 37 yd field goal	0 - 3
00:45	B - Olson, Tyler 1 yd run (McDonald)	7 - 3
3 10:09	M - Gilles, Enol 10 yd run (Bonkoski-failed)	7 - 9
02:58	B - Watson, Eurice 12 yd run (McDonald)	14 - 9
01:34	B - Schreiber, Anthony 51 yd punt return (McDonald)	21 - 9
4 none		

Team Statistics

Team Statistics	BSU	MSM
FIRST DOWNS		
(rush-pass-pen-tot)	5-9-3=16	4-9-0=12
RUSHES-YDS (net)	33-73	29-13
PASSING YDS (net)	134	172
Passes Att-Comp-Int	15-23-3	20-34-0
TOTAL OFFENSE	207	185
Punts (no-avg)	4-36.2	6-38.3
Fumbles - lost	1-1	0-0
Penalties - yards	1-10	5-33
Time of Possession	29:49	30:11

Individual Statistics

RUSHING (att-yds):
BSU-Olson, Tyler 23-39; Watson, Eurice 3-26; Williams, Josh 7-8.
MSUM-Mathis, Dante 13-38; Gilles, Enol 9-9; Long, Dustin 7-minus 34.

PASSING (att-omp-INT-yds):

BSU-Williams, Josh 15-23-3-134
MSUM-Long, Dustin 19-32-0-169; Evans, Chad 1-2-0-3.

RECEIVING (rec-yds):

BSU-Schreiber, Anthony 6-84; Hawks, Jonathan 4-6; Christianson, Chad 2-20; Rodgers, Danny 2-19; Olson, Tyler 1-5.
MSUM-Green, Bruce 7-64; Taylor, Jabari 5-23; Fangman, Keith 2-23; Holloway, Anoth 2-20; Mathis, Dante 1-13; Eager, Eric 1-13; Gilles, Enol 1-10; Smith, Bert 1-6.

INTERCEPTIONS (no-yds):

BSU-None.
MSUM-Oswald, Dennis 2-0; Schaumburg, Eri 1-0.

FUMBLES:

BSU-Watson, Eurice 1-1.
MSUM-None.

TACKLES (UA-A-TFL; min. 5):

BSU-Stafford, Zach 0-9; Baratto, Ben 1-7; Iverson, Seth 1-6; Christ, Zach 2-4; Johnson, Jeremiah 2-4; Heber, Matt 1-5; Rose, Josh 3-2.
MSUM-Majerus, Mark 3-10; Cahill, Zach 0-9; Jeppesen, Mitch 4-4; Bosch, David 1-7; Hagen, Tyler 2-5; Waters, Drew 1-6; Oswald, Dennis 0-6; Johnson, Trent 2-3.

SACKS (UA-A):

BSU-Iverson, Seth 1-1; Molstad, Robert 2-0; Dunn, Adrian 0-1; Baratto, Ben 1-0.
MSUM-Majerus, Mark 1-0.

BEMIDJI STATE FOOTBALL

2006 Recap: Game 4 MINNESOTA, CROOKSTON

W, 56-7 (3-1 / 2-0 NSIC)
Sept. 23, 2006 // Bemidji, Minn. // Shrine Game

Bemidji State dominated all phases of play, rolling up its highest point total against Minn.-Crookston since 1933 and riding a stifling performance by its defense to crush the Golden Eagles, 56-7, in BSU's 2006 NSIC home-opener.

Golden Eagle quarterbacks combined to throw five interceptions, all of which led to BSU touchdowns, and were held just 156 total yards on 55 snaps. The Golden Eagle ground game was snuffed out to the tune of 15 net rushing yards on 28 carries—the fourth-lowest allowed by a BSU defense since 1999.

Offensively, BSU dedicated itself to the ground game piling up 282 yards and six touchdowns on 54 rushing attempts.

Tyler Olson carried 22 times for 138 yards and had his number called for four of the six BSU touchdowns on the ground in his best afternoon since 2004. The effort helped Olson become just the fifth running back in BSU history to reach 2,000 career rushing yards with 20 rushing touchdowns (2,012/22), and his second carry of the day made him the sixth Beaver to reach 400 for his career.

The Beavers also got a touchdown receptions from George Kadlec and Anthony Schreiber and Eurice Watson scored from one yard out.

Quarterback Josh Williams finished his afternoon 12-of-21 for 138 yards and two touchdowns, while Cory Wardrope went 2-for-3 for 20 yards during his relief stint. The pair completed passes to six different receivers, with Schreiber hauling in a game-high five passes for 89 yards.

Kicker Michael McDonald set a BSU single-game record with eight successful PAT kicks.

Scoring Summary		1	2	3	4	F
Minnesota, Crookston						
		0	0	0	7	7
Bemidji State						
		14	14	21	7	56

1 11:29	B - Olson, Tyler 2 yd run (McDonald)	0 - 7
01:28	B - Olson, Tyler 1 yd run (McDonald)	0 - 14
2 07:47	B - Olson, Tyler 6 yd run (McDonald)	0 - 21
03:07	B - Schreiber, Anthony 32 yd pass from Williams, Josh (McDonald)	0 - 28
3 12:31	B - Olson, Tyler 11 yd run (McDonald)	0 - 35
06:34	B - Kadlec, George 5 yd pass from Williams, Josh (McDonald)	0 - 42
01:23	B - Watson, Eurice 1 yd run (McDonald)	0 - 49
4 04:40	B - Etchison, Kurt 7 yd run (McDonald)	0 - 56
00:23	C - Frazier, Reggie 1 yd run (Melhorn)	7 - 56

Team Statistics		Individual Statistics	
UMC	BSU	RUSHING (no-yds):	
FIRST DOWNS		UMC-Frazier, Reggie 23-28;	
(rush-pass-pen-tot)	3-7-3-12	Dean, Bryan 1-5; Zellmer, Chris 1-4;	
RUSHES-YDS (net)	28-15	Greff, Chad 1-minus 6; Kreutner, Josh	
PASSING YDS (net)	141	2-minus 16	
Passes Att-Comp-Int	11-27-5	BSU-Olson, Tyler 22-138; Watson,	
TOTAL OFFENSE	156	Eurice 13-58; Moore, James 11-43;	
Punts (no-avg)	5-39.2	Wardrope, Cory 3-24; Etchison, Kurt	
Fumbles - lost	1-0	3-11; Williams, Josh 1-6; Larson, Tim	
Penalties - yards	5-40	1-2	
Time of Possession	25:22	PASSING (att-omp-int-yds):	
		UMC-Kreutner, Josh 4-14-3-59;	
		Zellmer, Chris 7-13-2-82.	
		BSU-Williams, Josh 12-21-1-138;	
		Wardrope, Cory 2-3-0-20.	
		RECEIVING (rec-yds):	
		UMC-Aho, Doug 4-37; John, Eric 3-70;	
		Dean, Bryan 2-19; Graftsgaard, Jor 2-15.	
		BSU-Schreiber, Anthony 5-89;	
		Christianson, Chad 3-37; Rodgers,	
		Danny 2-15; Hawks, Jonathan 2-4;	
		Jones, Frank 1-8; Kadlec, George 1-5.	
		INTERCEPTIONS (no-yds):	
		UMC-McMullin, Calvin 1-6.	
		BSU-Kunz, Jason 2-54; Baratto, Ben	
		1-0; Ellison, Tiger 1-0; Schmitz, T.J. 1-0.	
		FUMBLES:	
		UMC-Frazier, Reggie 1-0.	
		BSU-Ellison, Tiger 1-1.	
		TACKLES (UA-A-TFL; min. 5):	
		UMC-Dolius, Mitch 3-10; Forse, Matt	
		5-5; Beckner, Baron 3-7; Fesmire, KJ 3-4;	
		Owens, Ollie 3-4; Julien, Enrique 2-5;	
		Haugh, Trevor 3-3; McMullen, Chris 1-5;	
		Buchanan, Travis 3-2; Derisma, Shelton	
		0-5.	
		BSU-Baratto, Ben 1-6; Christ, Zach	
		1-4; Dunn, Jared 1-4.	
		SACKS (UA-A):	
		UMC-None.	
		BSU-Stafford, Zach 0-1;	
		Schmitz, T.J. 1-0; Heber, Matt 0-1.	

Stadium: C. Anderson Stadium
Attendance: 1201
Kickoff time: 1:00 pm
End of Game: 3:46
Total elapsed time: 2:46
Officials: Referee: Dick Eldridge; Umpire: Josh Thurow; Linesman: Greg Soderberg; Line Judge: George Winn; Back Judge: Jason Frank; Field Judge: Matt Gallagher; Side Judge: Jason Nickleby.
Temperature: 63
Wind: W 0-3
Weather: mostly cloudy

2006 Recap: Game 5 NORTHERN STATE

W, 25-22 (4-1 / 3-0 NSIC)
Sept. 30, 2006 // Aberdeen, S.D.

The Beavers capped a wild fourth quarter by blocking a 35-yard Northern State field goal attempt with 56 seconds to play to secure a thrilling 25-22 come-from-behind victory.

After BSU tied the game at 15 early in the fourth quarter and then grabbed an 18-15 lead on a career-long 39-yard field goal by Michael McDonald, the Wolves assembled a 74-yard touchdown drive to recapture a late lead. The NSU quarterback completed four consecutive passes, culminating with a 27-yard strike which helped the hosts grab a 22-18 lead with 4:20 to play in regulation.

But on the ensuing kickoff, BSU senior wide receiver Johnathan Hawks became the first Beaver in nearly six years to return a kickoff for a touchdown, tying an NCAA record with a 100-yard runback, and McDonald's point after helped the Beavers regain the lead, 25-22.

Bemidji State's kickoff pinned the Wolves at their own 13-yard line with 3:51 to play, but Northern State marched 75 yards and with a 4th and 16 at the BSU 18-yard line attempted a 35-yard field goal try was blocked by Tiger Ellison.

BSU quarterback Cory Wardrope, took a knee on three consecutive plays following the block to run out the clock on BSU's fourth consecutive victory.

The wild finish helped BSU seal just its third 3-0 start to a conference season in school history, and the first at BSU since 1959 - the same team which captured BSU's last conference championship.

Scoring Summary		1	2	3	4	F
Bemidji State						
		2	7	0	16	25
Northern State						
		0	0	9	13	22

1 13:08	B - Stafford, Zach safety	2 - 0
2 00:37	B - Nagengast, Dan 16 yd pass from Williams, Josh (McDonald)	9 - 0
3 11:23	N - Latu, Una 95 yd interception return (Schiehrtol-failed)	9 - 6
05:12	N - Schierholt, Kyle 23 yd field goal	9 - 9
4 14:43	N - Johnson, Turner 22 yd pass from Griffin, Jimmie (Schiehrtol-blocked)	9 - 15
12:05	B - Nagengast, Dan 6 yd pass from Wardrope, Cory (McDonald-blocked)	15 - 15
06:25	B - McDonald, Michael 39 yd field goal	18 - 15
04:20	N - Johnson, Turner 27 yd pass from Griffin, Jimmie (Schiehrtol)	18 - 22
04:02	B - Hawks, Jonathan 100 yd kickoff return (McDonald)	25 - 22

Team Statistics		Individual Statistics	
UMC	BSU	RUSHING (no-yds):	
FIRST DOWNS		UMC-Watson, Eurice 19-119; Moore,	
(rush-pass-pen-tot)	10-5-1=16	James 3-10; Olson, Tyler 5-7;	
RUSHES-YDS (net)	42-140	Nagengast, Dan 1-7; Williams, Josh	
PASSING YDS (net)	138	11-3; TEAM 3-minus 6.	
Passes Att-Comp-Int	10-23-2	NSU-Driscoll, Chuck 8-20; Schwan,	
TOTAL OFFENSE	278	Eric 1-12; Camper, Joshua 4-10; Griffin,	
Punts (no-avg)	6-38.2	Jimmie 6-minus 42.	
Fumbles - lost	3-2	PASSING (att-omp-int-yds):	
Penalties - yards	4-41	BSU-Williams, Josh 8-19-2-125;	
Time of Possession	31:18	Wardrope, Cory 2-4-0-13.	
		NSU-Griffin, Jimmie 24-51-2-291.	
		RECEIVING (rec-yds):	
		BSU-Nagengast, Dan 2-22;	
		Christianson, Chad 2-20; Hawks,	
		Jonathan 2-20; Schreiber, Anthony 2-13;	
		Rodgers, Danny 1-49; Watson, Eurice	
		1-14.	
		NSU-Johnson, Turner 6-104; Jark, Brian	
		6-78; Cahoy, Michael 6-73; Ginsbach,	
		Wade 6-36.	
		INTERCEPTIONS (no-yds):	
		BSU-Heber, Matt 2-43.	
		NSU-Latu, Una 1-95; McGruder, Nate	
		1-0.	
		FUMBLES:	
		BSU-Williams, Josh 2-1; Olson, Tyler 1-1.	
		NSU-None.	
		TACKLES (UA-A-TFL; min. 5):	
		BSU-Christ, Zach 3-4; Templin, Josh	
		3-3; Johnson, Jeremiah 4-1; Stafford,	
		Zach 3-2.	
		NSU-Johnson, Rudy 1-7; Latu, Una 4-3;	
		Bowman, Kyle 4-2; Hegerfeld, Jack 3-3;	
		Johnson, Bryar 1-5.	
		SACKS (UA-A):	
		BSU-Stafford, Zach 2-0; Iverson, Seth	
		0-2; Baratto, Ben 1-0; Christ, Zach 0-1;	
		Templin, Josh 0-1.	
		NSU-Swearingen, Dus 1-0; LeBrun,	
		Joshua 1-0; Johnson, Bryar 1-0.	

Stadium: Swisher Field
Attendance: 4730
Kickoff time: 1:15
End of Game: 4:00
Total elapsed time: 2:45
Officials: Referee: Pet Cheeley; Umpire: Mike Bukowski; Linesman: Dan Freming Line Judge: Dick Hommerding; Back Judge: Daren Pladson; Field Judge: Greg Johnson; Side Judge: Ben Franson.
Temperature: 76
Wind: W 2-6
Weather: high sky

2006 Recap: Game 6 U-MARY

L, 21-27 (4-2 / 3-0 NSIC)
Oct 7, 2006 // Bemidji, Minn. // Homecoming

Statistically, it was a game Bemidji State should have dominated. BSU outgained Mary by 195 yards, 362-167; put up 21 first downs to Mary's eight; ran 84 plays on offense to Mary's 44, and held the advantage in time of possession by nearly 15 minutes. Yet the Marauders capped a five-play, 53-yard scoring drive with a four-yard pass with 41 seconds remaining in the fourth quarter to help Mary to a 27-21 victory over the Beavers.

Despite its complete dominance of the contest from a statistical standpoint, BSU found itself needing to rally from a 21-7 third-quarter deficit in a game fraught with mistakes on both sides of the ball.

After a 20-yard U-Mary punt into the wind on 4th and 11, Cory Wardrope set the Beavers up at the Mary 39 yard line, and hooked up from 26 yards out with Danny Rodgers to pull BSU within a touchdown with 3:28 to play in the third.

The Beavers took advantage of another short Mary punt on the ensuing Marauder possession, and Wardrope started the Beavers out at midfield. James Moore carried seven times for 36 yards on the drive, capped by a nifty 12-yard run for his first career touchdown. The extra point drew BSU even with 12:09 to play.

A BSU fumble on the ensuing possession started the field position battle which ultimately led to the Mary win.

Josh Williams completed 10 of 19 passes for 104 yards, one touchdown and an interception. Wardrope completed 7 of 13 passes for 67 yards and a touchdown.

Moore finished with 26 carries for 120 yards and his fourth-quarter touchdown.

Scoring Summary		1	2	3	4	F
Mary (N.D.)						
		7	7	7	6	27
Bemidji State						
		0	7	7	7	21

1 03:10	M - Wall, Matt 9 yd pass from Sandy, Blair (Thibodeaux)	7 - 0
2 14:12	M - Kadlec, George 35 yd pass from Williams, Josh (McDonald)	7 - 7
09:46	M - Martin, Stacy 21 yd pass from Sandy, Blair (Thibodeaux)	14 - 7
3 10:19	M - Melland, Shawn 85 yd fumble recovery (Thibodeaux)	21 - 7
03:28	B - Rodgers, Danny 26 yd pass from Wardrope, Cory (McDonald)	21 - 14
4 12:09	B - Moore, James 12 yd run (McDonald)	21 - 21
00:41	M - Fleck, Justin 4 yd pass from Sandy, Blair (Thibodeaux-block)	27 - 21

Team Statistics		Individual Statistics	
UM	BSU	RUSHING (no-yds):	
FIRST DOWNS		UM-Fleck, Justin 10-30; Sandy, Blair	
(rush-pass-pen-tot)	1-7-0-8	9-minus 15.	
RUSHES-YDS (net)	19-15	BSU-Moore, James 26-120; Wardrope,	
PASSING YDS (net)	152	Cory 8-27; Etchison, Kurt 4-19;	
Passes Att-Comp-Int	13-25-2	Schreiber, Anthony 1-13; Nagengast,	
TOTAL OFFENSE	167	Dan 1-6; Hawks, Jonathan 3-5; Williams,	
Punts (no-avg)	7-36.6	Josh 7-3; Christianson, Chad 2-minus 2.	
Fumbles - lost	2-0	PASSING (att-omp-int-yds):	
Penalties - yards	3-30	UM-Sandy, Blair 13-25-2-152.	
Time of Possession	22:38	BSU-Williams, Josh 10-19-1-104;	
		Wardrope, Cory 7-13-0-67.	
		RECEIVING (rec-yds):	
		UM-Wall, Matt 5-92; Fleck, Justin 3-13;	
		Martin, Stacy 2-25; Taylor, Kyle 2-9;	
		Samuel, Rod 1-13.	
		BSU-Schreiber, Anthony 5-39; Rodgers,	
		Danny 4-48; Hawks, Jonathan 3-7;	
		Kadlec, George 1-35; Christianson,	
		Chad 1-19; Etchison, Kurt 1-13;	
		Nagengast, Dan 1-9; Moore, James 1-1.	
		INTERCEPTIONS (no-yds):	
		UM-Miles, James 1-43.	
		BSU-Christ, Zach 1-15; Phelps, Terrell 1-0.	
		FUMBLES:	
		UM-Bredeson, Eric 1-0; Sandy, Blair 1-0.	
		BSU-Williams, Josh 2-0; Etchison, Kurt	
		1-1; Christianson, Chad 1-1; Moore,	
		James 1-0; Schreiber, Anthony 1-0;	
		Nagengast, Dan 1-0.	
		TACKLES (UA-A-TFL; min. 5):	
		UM-Finnegan, Brian 3-12; Labeer, Jesse	
		4-7; Ashton, Tyler 3-8; Lewis, Brandon 4-6;	
		McCleary, Kelly 1-7; Melland, Shawn 1-6;	
		Schlike, Clint 2-4; McCleary, Keith 1-5.	
		BSU-Christ, Zach 1-6; Baratto, Ben 0-7;	
		Heber, Matt 4-2; Templin, Josh	
		1-5.	
		SACKS (UA-A):	
		Mary-Labeer, Jesse 1-1; McCleary, Keith	
		1-0; Finnegan, Brian 0-1.	
		Bemidji St.-Heber, Matt 1-1; Christ,	
		Zach 1-0; Baratto, Ben 0-1.	

Stadium: C. Anderson Stadium
Attendance: 1676
Kickoff time: 1:00 pm
End of Game: 3:44
Total elapsed time: 2:44
Officials: Referee: Jim Hartly; Umpire: Dan Schreiber; Linesman: Casey Henderson; Line Judge: Eugene Lang; Back Judge: Tom Hartly; Field Judge: Doug Hogan; Side Judge: Craig Blumhardt.
Temperature: 75
Wind: W 25-30
Weather: partly cloudy

BEMIDJI STATE FOOTBALL

2006 Recap: Game 7 WAYNE STATE

W, 40-37 (5-2 / 4-0 NSIC)
Oct. 14, 2006 // Wayne, Neb.

Redshirt freshman Cory Wardrope earned his first career start at quarterback, and helped rally the Beavers from a 14-point first-quarter deficit in a 40-37 victory at Wayne State (Neb.).

Wardrope completed 17 of 29 passes for 255 yards and two touchdowns and added 52 yards on 19 rushes, leading Bemidji State to the first 4-0 start in conference play in the program's 81-year history.

Wayne State gained control of a see-saw battle late in the third. The Wildcats needed just one play to take advantage of Wardrope's third interception of the afternoon using a 63-yard touchdown pass to recapture the lead, 37-32.

Wardrope immediately got BSU back into the game, however, and led the Beavers to their ultimate go-ahead score. He completed 4-of-4 passes on the drive following the interception for 62 yards, including the drive-ending 29-yard touchdown dart to Schreiber, and carried once for five yards. For good measure, he added a two-point conversion on the ground to leave BSU with a 40-37 lead.

For the second consecutive week, James Moore turned in a strong performance as BSU's starting running back. Moore carried 29 times for 119 yards and scored twice, making him the first Beaver with consecutive 100-yard rushing games since Tyler Olson had a three-game 100-yard streak in 2004.

Schreiber also continued his history of huge games against Wayne State. He caught a team-high seven passes for 121 yards and scored BSU's ultimate go-ahead touchdown in the fourth quarter.

Scoring Summary	1	2	3	4	F
Bemidji State	0	19	13	8	40
Wayne State (Neb.)	14	3	20	0	37

1 11:27	W - Masters, Logan	33	yd pass from Fluellen, Silas (Hope)	0 - 7
09:56	W - Masters, Logan	42	yd pass from Fluellen, Silas (Hope)	0 - 14
2 14:18	B - Moore, James	5	yd run (McDonald)	7 - 14
13:44	B - Heber, Matt	25	yd interception return (McDonald-blocked)	13 - 14
10:11	B - McDonald, Michael	34	yd field goal	16 - 14
00:32	W - Hope, Nick	42	yd field goal	16 - 17
00:00	B - McDonald, Michael	27	yd field goal	19 - 17
3 14:15	B - Moore, James	10	yd run (McDonald-failed)	25 - 17
13:02	W - Molacek, Zach	79	yd run (Jones-rush failed)	25 - 23
12:01	B - Ballard, Warren	15	yd pass from Wardrope, Cory (McDonald)	32 - 23
09:19	W - Molacek, Zach	1	yd run (Hope)	32 - 30
00:47	W - Peterson, Josh	63	yd pass from Wardrope, Cory (Wardrope-rush)	32 - 37
4 13:07	W - Schreiber, Anthony	29	yd pass from Wardrope, Cory (Wardrope-rush)	40 - 37

Team Statistics		
	BSU	WSC
FIRST DOWNS		
(rush-pass-pen-tot)	10-12-3-25	3-11-2-16
RUSHES-YDS (net)	44-160	23-154
PASSING YDS (net)	255	325
Passes Att-Comp-Int	21-30-3	18-39-1
TOTAL OFFENSE	415	479
Punts (no-avg)	4-45.2	5-32.4
Fumbles - lost	1-0	0-0
Penalties - yards	5-31	10-83
Time of Possession	33:35	26:25

Stadium: Cunningham Field
Attendance: 1077
Kickoff time: 1:00 pm
End of Game: 4:05 pm
Total elapsed time: 3:05
Officials: Referee: Dick Eldridge; Umpire: Josh Thurow; Linesman: Greg Soderberg; Line judge: George Winn; Back judge: Jason Frank; Field judge: Matt Gallagher.
Side judge: Jason Nickleby;
Temperature: 53
Wind: NW 10-15
Weather: Sunny

Individual Statistics	
RUSHING (att-yds):	
BSU-Moore, James	22-112; Wardrope, Cory 19-52; TEAM 3-minus 4.
WSC-Molacek, Zach	19-141; Fluellen, Silas 1-5; McDonald, Adam 1-5; Jones, Tyler 2-3.
PASSING (att-omp-int-yds):	
BSU-Wardrope, Cory	21-29-3-255;
Schreiber, Anthony	0-1-0-0.
WSC-Fluellen, Silas	18-39-1-325.
RECEIVING (rec-yds):	
BSU-Schreiber, Anthony	8-121;
Rodgers, Danny	3-41; Hawks, Jonathan 3-36; Christianson, Chad 2-13; Moore, James 2-6; Larson, John 1-15; Ballard, Warren 1-15; Kadlec, George 1-8.
WSC-Masters, Logan	8-127; Peterson, Josh 4-91; Chapman, Brian 3-58; Looker, Brian 1-32; Molacek, Zach 1-10; Jones, Tyler 1-7.
INTERCEPTIONS (no-yds):	
BSU-Heber, Matt	1-25.
WSC-Pribnow, Troy	1-32; Peterson, Adam 1-15; Greenway, Matt 1-0.
FUMBLES:	
BSU-Wardrope, Cory	1-0.
WSC-None.	
TACKLES (UA-A-TFL; min. 5):	
BSU-Johnson, Jeremiah 1-7; Plancher, Willy 2-5; Christ, Zach 2-5; Kunz, Jason 3-2; Molstad, Robert 0-5.	
WSC-Baldetti, Nick 4-6; Peterson, Adam 6-3; Hoffman, Luke 6-3; Striplin, Laron 1-8; Manuel, Robert 4-3; Pribnow, Troy 4-1; Till, Sean 0-5.	
SACKS (UA-A):	
BSU-None.	
Wayne St. (Neb.)-Pribnow, Troy 2-0; Krueger, Tyler 1-0.	

2006 Recap: Game 8 WINONA STATE

W, 28-7 (6-2 / 5-0 NSIC)
Oct. 21, 2006 // Bemidji, Minn. // Lions' Game

The Bemidji State football program took a stranglehold on the NSIC lead, using one of the best defensive performances in school history to dominate 18th-ranked Winona State, 28-7. The victory was Bemidji State's first over a nationally-ranked opponent and gave the Beavers two-game lead in the league standings with three weeks left in the regular season.

The Beavers played arguably their strongest defensive game in 11 years under head coach Jeff Tesch, limiting WSU's offense to six first downs for the game and just 98 yards of total offense. BSU forced three turnovers, including an 18-yard interception return touchdown by linebacker Matt Heber and recorded four sacks and seven total tackles for loss in holding the Warriors to a Tesch-era record negative-37 yards rushing.

The teams took a scoreless tie into halftime, as the defenses dominated the first two quarters of play. The teams combined for 185 yards of offense in the first half.

Winona State finally broke through the deadlock in the third quarter as its defense scooped up a Eurice Watson fumble rumbled 49 yards for a touchdown.

BSU's defense returned the favor on the follow possession to tie the game when Heber picked off an errant pass and scored from 18 yards out. The Beavers would add another score as time ran out on the third quarter. Wardrope capped a 10-play, 69-yard drive with an eight-yard touchdown pass to Chad Christianson giving the Beavers the lead for good.

Wardrope completed 15 of 26 passes for 177 yards and two touchdowns for the Beavers. Moore led the team in rushing for the third consecutive week, picking up a game-high 80 yards on 13 carries. Watson finished with 44 yards on 22 carries and scored once.

Scoring Summary	1	2	3	4	F
Winona State	0	0	7	0	7
Bemidji State	0	0	14	14	28

1 none	
2 none	
3 11:01	W - Yule, Brent 49 yd fumble recovery (Salerno)
07:43	B - Heber, Matt 18 yd interception return (McDonald)
00:09	B - Christianson, Chad 8 yd pass from Wardrope, Cory (McDonald)
4 04:32	B - Watson, Eurice 1 yd run (McDonald)
01:14	B - Nagengast, Dan 3 yd pass from Wardrope, Cory (McDonald)

Team Statistics		
	WSU	BSU
FIRST DOWNS		
(rush-pass-pen-tot)	1-5-0-6	10-6-0-16
RUSHES-YDS (net)	20-37-7	54-150
PASSING YDS (net)	135	177
Passes Att-Comp-Int	11-29-2	15-26-0
TOTAL OFFENSE	98	327
Punts (no-avg)	9-38.9	7-38.1
Fumbles - lost	3-1	4-2
Penalties - yards	6-50	9-60
Time of Possession	23:18	36:42

Stadium: Chet Anderson Stadium
Attendance: 958
Kickoff time: 1:00 pm
End of Game: 3:38 pm
Total elapsed time: 2:28
Officials: R Pete Cheeley; U Mike Bukowski; L Dan Fremling; LJ Dick Hommerding; BJ Darin Pladson; FJ Greg Johnson; SJ Ben Franston
Temperature: 28
Wind: E 5-10
Weather: mostly cloudy

Individual Statistics	
RUSHING (att-yds):	
WSU-Wiese, Alex	6-23; Rottman, Carey 7-8; Davis, Darren 1-0; TEAM 2-minus 33; Boettcher, Aaron 4-minus 35.
BSU-Moore, James	13-80; Watson, Eurice 22-44; Wardrope, Cory 15-33; Nagengast, Dan 1-2; TEAM 2-minus 4; Schreiber, Anthony 1-minus 5.
PASSING (att-omp-int-yds):	
WSU-Boettcher, Aaron	11-29-2-135.
BSU-Wardrope, Cory	15-26-0-177.
RECEIVING (rec-yds):	
WSU-Ellestad, Jeff	7-85; Moreland, Justi 1-18; Skala, Nate 1-16; Peters, Scott 1-10; Wiese, Alex 1-6.
BSU-Christianson, Chad	7-68; Schreiber, Anthony 4-51; Hawks, Jonathan 2-17; Rodgers, Danny 1-38; Nagengast, Dan 1-3.
INTERCEPTIONS (no-yds):	
BSU-None.	
BSU-Heber, Matt	1-18; Anderson, Jake 1-15.
FUMBLES:	
WSU-Ellestad, Jeff	1-0; TEAM 1-1;
Boettcher, Aaron	1-0.
BSU-Watson, Eurice	2-1; TEAM 1-0;
Moore, James	1-1.
TACKLES (UA-A-TFL; min. 5):	
WSU-LaBadie, Marcus	6-7;
Perkette, Tyler	7-3; Yule, Brent 4-6;
Cunningham-Shawn	7-2; Michaels, Kevin 2-7; Tackmann, John 1-6;
Martindale-Craig	2-3.
BSU-Christ, Zach	4-3; Plancher, Willy 2-5; Heber, Matt 3-3.
SACKS (UA-A):	
Winona St.-Holland, Carlton	0-1; Braun, Dave 0-1; Michaels, Kevin 1-0; LaBadie, Marcus 1-0.
Bemidji St.-Heber, Matt	0-1; Dunn, Jared 0-1; Molstad, Robert 1-0; Christ, Zach 1-0; Stafford, Zach 1-0.

2006 Recap: Game 9 SW MINNESOTA STATE

W, 23-15 (7-2 / 6-0 NSIC)
Oct. 28, 2006 // Bemidji, Minn. // Senior Day

Bemidji State held off a late rally by Southwest Minnesota State, as Tony Wanie intercepted the Mustang quarterback in the end zone with 2:05 to play in the fourth quarter to help the Beavers post a 23-15 victory and remain undefeated in NSIC play.

Wanie's interception staved off a furious Mustang rally in the fourth quarter. BSU grabbed a 23-7 lead with five seconds remaining in the third quarter when Jared Dunn blocked a SMSU punt in the end zone, which the Mustangs fell on for a BSU safety. Jonathan Hawks returned the ensuing free kick to the Mustang 44-yard line, and a 14-yard pass from Cory Wardrope to Dan Nagengast helped drive the Beavers to the Mustang 21-yard line.

But James Moore fumbled, and opened the door for the Mustang comeback attempt. Shudlick completed 8-of-8 passes on the ensuing Southwest Minnesota State drive, capped by a 19-yard touchdown pass to Mike Weierson, then again hit Weierson after scrambling in the backfield on a successful two-point conversion to make the score 23-15 in favor of the Beavers with five minutes to go.

The Mustangs outgained the Beavers on offense 321-254 behind a solid day from Shudlick. He completed 21 of 29 passes for 223 yards and a touchdown, with his lone interception coming on Wanie's end-zone oskie in the fourth quarter.

Wardrope completed 7-of-11 passes for 100 yards and was held without a touchdown, but picked up his third win in as many starts for the Beavers. He completed passes to five different receivers, with no BSU wideout gathering more than two receptions. Moore paced the BSU ground game with 82 yards and two third-quarter touchdowns on 22 carries. Watson added 53 yards and a score on 16 runs.

Scoring Summary	1	2	3	4	F
SW Minnesota State	0	7	0	8	15
Bemidji State	0	7	16	0	23

1 none	
2 12:08	S - Shudlick, Josh 1 yd run (Talcott)
07:43	B - Watson, Eurice 1 yd run (McDonald)
07:32	B - Moore, James 6 yd run (McDonald)
02:19	B - Moore, James 1 yd run (McDonald)
00:05	B - TEAM safety
4 04:58	S - Wierson, Mike 19 yd pass from Shudlick, Josh (Wierson-rec)

Team Statistics		
	SMSU	BSU
FIRST DOWNS		
(rush-pass-pen-tot)	7-11-0-18	6-7-0-13
RUSHES-YDS (net)	37-89	48-150
PASSING YDS (net)	223	100
Passes Att-Comp-Int	21-29-1	7-11-0
TOTAL OFFENSE	312	250
Punts (no-avg)	5-18.2	4-33.2
Fumbles - lost	3-2	3-2
Penalties - yards	4-40	1-5
Time of Possession	31:31	28:29

Stadium: Chet Anderson Stadium
Attendance: 946
Kickoff time: 1:00 pm
End of Game: 3:22 pm
Total elapsed time: 2:22
Officials: Referee: Greg Swan; Umpire: Dave Robinson; Linesman: Jeff Johnson; Line judge: Tony Doehner; Back judge: Rolf Erickson; Field judge: Dean Dehling; Side judge: Myron Jesme.
Temperature: 38
Wind: W 0-5
Weather: partly cloudy

Individual Statistics	
RUSHING (att-yds):	
SMSU-Benesch, Paul	16-56; DeMasi, Ross 1-12; Durham, Thomas 9-11; Townsend, Derek 2-7; Shudlick, Josh 9-3.
BSU-Moore, James	22-82; Watson, Eurice 16-53; Schreiber, Anthony 2-23; Wardrope, Cory 6-minus 4; TEAM 2-minus 4.
PASSING (att-omp-int-yds):	
SMSU-Shudlick, Josh	21-29-1-223.
BSU-Wardrope, Cory	7-11-0-100.
RECEIVING (rec-yds):	
SMSU-Wierson, Mike	8-102; Wudtke, Ryan 5-43; Townsend, Derek 4-37; Fischer, Matt 3-26; Garcia, Jon 1-15.
BSU-Christianson, Chad	2-31; Schreiber, Anthony 2-25; Watson, Eurice 1-20; Nagengast, Dan 1-14; Larson, John 1-10.
INTERCEPTIONS (no-yds):	
SMSU-None.	
BSU-Wanie, Tony	1-14.
FUMBLES:	
SMSU-Durham, Thomas	2-2; Shudlick, Josh 1-0.
BSU-Wardrope, Cory	1-0; Moore, James 1-1; Hawks, Jonathan 1-1.
TACKLES (UA-A-TFL; min. 5):	
SMSU-Kubat, Jon	3-7; Clayborn, Bobby 1-8; Fischer, Tyler 5-3; Bullerman, Levi 5-2; Osuocha, Brendan 2-5; Wolf, Brad 1-6; Kunielis, John 1-4.
BSU-Stafford, Zach	4-4; Christ, Zach 4-4; Phelps, Terrell 2-5; Molstad, Robert 2-4; Johnson, Jeremiah 2-4; Iverson, Seth 1-5; Dunn, Jared 3-2; Kunz.
SACKS (UA-A):	
SMSU-Wolf, Brad	0-1; Henjum, Brad 0-1; Clayborn, Bobby 0-1; Kubat, Jon 0-1.
BSU-Stafford, Zach	1-0; Molstad, Robert 1-0; Christ, Zach 1-0.

BEMIDJI STATE

2006 Recap: Game 10 CONCORDIA-ST. PAUL

W, 27-7 (8-2 / 7-0 NSIC)
Nov. 4, 2006 // St. Paul, Minn.

For the first time since 1959, the Bemidji State University football program could call itself conference champions. The Beavers locked up no worse than a share of the NSIC crown with a 27-7 victory over Concordia-St. Paul, remaining undefeated against the NSIC at 7-0.

Bemidji State shut out Concordia-St. Paul in the first half and built a 20-0 lead early in the fourth quarter before the teams traded scores in the final 7:44 of regulation as the Beavers cruised to their historic victory.

BSU's offense struggled, generating just 244 yards of total offense - its third-lowest total of the season - and gaining more than 15 yards on a drive just three times. However, behind redshirt freshman quarterback Cory Wardrope, the Beavers were able to assemble timely scoring drives. Each of BSU's three drives which did cover more than 15 yards ended up with BSU finding the Golden Bear end zone.

Wardrope completed 11 of 16 passes for 142 yards and two touchdowns, and went without an interception for the third consecutive game. He improved to 4-0 as BSU's starting quarterback, and attempted 58 consecutive passes without throwing an interception dating back to the third quarter of BSU's Oct. 14 victory at Wayne State (Neb.).

Schreiber hauled in three passes for 52 yards. Eurice Watson rushed 18 times for 48 yards and had three receptions for 27 yards for the Beavers.

BSU's seventh NSIC win of the season established a school record for most conference wins in a season, and posted its eighth win for the fifth time under head coach Jeff Tesch and for just the sixth time in 81 years of football history at BSU.

Scoring Summary	1	2	3	4	F
BSU	7	7	0	13	27
CSP	0	0	0	7	7

1 00:47	B - Kadlec, George	5 yd pass from Wardrope, Cory (McDonald)	7 - 0
2 10:15	B - Schmitz, T.J.	24 yd interception return (McDonald)	14 - 0
3 none			
4 09:14	B - Schreiber, Anthony	23 yd run	20 - 0
07:44	C - Elekwachi, C.	15 yd pass from Schauder, J. (Johnson)	20 - 7
02:52	B - Kadlec, George	3 yd pass from Wardrope, Cory (McDonald)	27 - 7

Team Statistics

Team Statistics	BSU	CSP
FIRST DOWNS		
(rush-pass-pen-tot)	6-5-1=12	3-11-1=15
RUSHES-YDS (net)	42-102	21-23
PASSING YDS (net)	142	189
Passes Att-Comp-Int	11-16-0	18-35-2
TOTAL OFFENSE	244	212
Punts (no-avg)	4-28.2	5-35.0
Fumbles - lost	3-1	4-1
Penalties - yards	1-15	11-80
Time of Possession	32:17	27:43

Stadium: Palmer Field
Attendance: 827
Kickoff time: 1:04
End of Game: 3:28
Total elapsed time: 2:18
Officials: Referee: Mike Budion; Umpire: Scott Forbes; Linesman: Jay McGivern; Line Judge: Gordon Hanson; Back Judge: Greg Brown; Field Judge: Matt Kukar; Side Judge: Rolf Erickson;
Temperature: 45-50
Wind: breeze
Weather: Mostly Sunny

Individual Statistics

RUSHING (att-yds):
BSU-Watson, Eurice 18-48; Wardrope, Cory 12-30; Schreiber, Anthony 3-25; Moore, James 5-3; Hawks, Jonathan 1-1; TEAM 3-minus 5.
CSP-Clinton, E 3-19; Goodchild, K. 9-16; Cawthorn, A. 4-4; Williams, A. 1-3; Frain, J. 1-minus 2; Robinson, J. 1-minus 7; Schauder, J. 2-minus 10.
PASSING (att-comp-int-yds):
BSU-Wardrope, Cory 11-16-0-142.
CSP-Schauder, J. 11-18-1-119; Goodchild, K. 7-17-1-70; Frain, J. 0-0-0-0.
RECEIVING (rec-yds):
BSU-Schreiber, Anthony 3-52; Watson, Eurice 3-27; Christianson, Chad 2-16; Kadlec, George 2-8; Hawks, Jonathan 1-39.
CSP-Ruffin, T. 6-65; Elekwachi, C. 4-32; Williams, A. 3-46; Simmons, J. 3-38; Tonkin, E. 1-11; Cawthorn, A. 1-minus 3.
INTERCEPTIONS (no-yds)
BSU-Schmitz, T.J. 1-24; Rose, Josh 1-0.
CSP-None.
FUMBLES:
BSU-Wardrope, Cory 2-0; Schreiber, Anthony 1-1.
CSP-Simmons, J. 1-0; Collins, K. 1-0; Frain, J. 1-1; Robinson, J. 1-0.
TACKLES (ut-at; min. 5):
BSU-Rose, Josh 3-6; Molstad, Robert 3-3; Dunn, Jared 3-3; Christ, Zach 3-3; Baratto, Ben 2-3.
CSP-Scherer, B. 5-5; Lehman, J. 5-3; Wright, R. 3-4; Huynh, D. 3-3; Mellor, T. 2-3; Frain, J. 2-3.
SACKS (UA-A):
BSU-Molstad, Robert 1-2; Christianson, Eric 0-1; Vredenburg, Tony 0-1; Heber, Matt 1-0; Baratto, Ben 0-1; Christ, Zach 0-1.
CSP-Wright, R. 1-0.

2006 Recap: Game 11 UPPER IOWA

W, 44-20 (9-2 / 8-0 NSIC)
Nov. 10, 2006 // Minneapolis, Minn. // Metrodome Classic

The No 24 Bemidji State wrapped up the first outright conference championship in its 81-year football history and remained in the hunt for its first-ever appearance in the NCAA Division II Playoffs with a 44-20 victory over Upper Iowa in the 23rd Merchants Bank NSIC Metrodome Classic.

The victory was BSU's ninth of the season, tying a school record for wins set in 2000 and marking just the second nine-win season in school history, and helped complete the first undefeated conference season in school history at 8-0.

The Beavers set the tone for their championship-clinching victory on their first play from scrimmage and never looked back: James Moore threw a lead block to spring Anthony Schreiber on an option toss to the right, and Schreiber bolted 86 yards for a touchdown.

Upper Iowa retaliated on its ensuing possession, assembling an eight-play, 65-yard touchdown drive to balance the scoreboard at seven points each with 10:29 to play in the first.

From there, however, BSU would score the game's next 17 points to pull away and put the contest out of reach. The Beavers pulled ahead 9-7 on a safety fad Schreiber scored his second touchdown of the evening on a 27-yard catch-and-run from Cory Wardrope with a minute and 37 seconds remaining in the first half.

Schreiber had a huge day for BSU, hauling in a game-high seven receptions for 125 yards and two touchdowns and adding the 86-yard touchdown run. He also returned seven punts a kickoff for 273 all-purpose yards in the contest.

Wardrope completed 16 of 21 passes for 221 yards and three touchdowns, and added three yards rushing on 11 carries to improve to 5-0 as BSU's starting quarterback.

Scoring Summary	1	2	3	4	F
Bemidji State	7	10	14	13	44
Upper Iowa	7	0	7	6	20

1 12:13	B - Schreiber, Anthony	86 yd run (McDonald)	7 - 0
10:29	U - Hicks, T.C.	2 yd run (Van Horn)	7 - 7
2 07:13	B - TEAM safety		9 - 7
01:37	B - Schreiber, Anthony	27 yd pass from Wardrope, Cory (Watson-rush)	17 - 7
3 11:25	B - Kadlec, George	9 yd pass from Wardrope, Cory (McDonald)	24 - 7
05:54	U - Hosch, Kyle	8 yd pass from Jones, Andrew (Van Horn)	24 - 14
00:07	B - Schreiber, Anthony	34 yd pass from Wardrope, Cory (McDonald)	31 - 14
4 13:32	B - Watson, Eurice	9 yd run (Rodgers rush-failed)	37 - 14
12:00	U - Hicks, T.C.	2 yd run (Van Horn-blocked)	37 - 20
05:54	B - Wardrope, Cory	1 yd run (McDonald)	44 - 20

Team Statistics

Team Statistics	BSU	UIU
FIRST DOWNS		
(rush-pass-pen-tot)	10-10-2=22	2-8-2=12
RUSHES-YDS (net)	43-220	29-23
PASSING YDS (net)	221	205
Passes Att-Comp-Int	16-22-0	17-34-2
TOTAL OFFENSE	441	228
Punts (no-avg)	6-36.0	8-39.2
Fumbles - lost	1-0	3-0
Penalties - yards	9-66	9-51
Time of Possession	30:20	29:40

Stadium: The HHH Metrodome
Attendance: 0
Kickoff time: 7:30 PM
End of Game: 10:02 PM T
Total elapsed time: 2:32
Officials: R. George Drouches; U. Jeff Linehan; L. Bob Zahradka; L.J. Chris Riba; B.J. Jim Johnson; F.J. Pete Larkin; S.J. Pete Vrieze
Temperature: 72
Wind: None
Weather: Dome-like

Individual Statistics

RUSHING (att-yds):
Bemidji St.-Watson, Eurice 21-109; Schreiber, Anthony 1-86; Moore, James 8-23; Wardrope, Cory 11-3; Christianson, Chad 1-1; TEAM 1-minus 2.
Upper Iowa-Jones, Andrew 15-31; Cramer, Dwayne 3-3; Hicks, T.C. 10-1; Teak 1-minus 12.
PASSING (att-comp-int-yds):
Bemidji St.-Wardrope, Cory 16-21-0-221; TEAM 0-1-0-0.
Upper Iowa-Jones, Andrew 17-33-2-205; Huggins, Ryan 0-1-0-0.
RECEIVING (rec-yds):
Bemidji St.-Schreiber, Anthony 7-125; Christianson, Chad 5-72; Hawks, Jonathan 2-9; Kadlec, George 1-9; Rodgers, Danny 1-7.
Upper Iowa-Croker, Dwayne 6-84; Huggins, Ryan 3-35; Hosch, Kyle 3-25; McFarland, Aaron 2-34; Conrad, Allen 2-25; Hicks, T.C. 1-2.
INTERCEPTIONS (no-yds):
Bemidji St.-Green, Rasheem 1-12; Ellison, Tiger 1-0.
Upper Iowa-None.
FUMBLES:
Bemidji St.-Watson, Eurice 1-0.
Upper Iowa-Croker, Dwayne 1-0; Jones, Andrew 1-0; Hicks, T.C. 1-0.
TACKLES (ut-at; min. 5):
Bemidji St.-Christ, Zach 2-5; Schmitz, T.J. 2-4; Johnson, Jeremiah 2-4; Baratto, Ben 3-2.
Upper Iowa-Savage, Daryl 5-6; Jones, Calvin 2-7; St. Firmin, R. 2-7; Calamita, A. 2-7; Wilkins, Vernard 2-4; Spier, Chris 4-1; Elyea, Blake 4-1; Tittley, John 1-4.

2006 Recap: Game 12 PITTSBURG STATE

L, 35-27 (9-3 / 8-0 NSIC)
Dec. 2, 2006 // Excelsior Springs, Mo. (Mineral Water Bowl)

Pittsburg State's Germaine Race rushed 33 times for 183 yards and four touchdowns, becoming NCAA Division II's all-time rushing leader and leading the Gorillas to a 35-27 victory over Bemidji State in the 2006 Mineral Water Bowl.

Three of Race's four touchdowns in the contest came in the third and fourth quarters, after BSU had assembled a run of 20 unanswered points to take a 20-14 lead on a 10-yard run by Cory Wardrope with 9:41 to play in the third quarter. Race helped the Gorillas rally with runs of seven, 16 and 21 yards as the Gorillas pulled away to a 35-20 advantage late in the fourth quarter.

Wardrope completed 15 of 30 passes for 192 yards and rushed 17 times for 20 yards. He went a fifth consecutive game without being responsible for a turnover, extending his personal streak of consecutive pass attempts without an interception to 109 and consecutive offensive plays.

Watson did his part to match the record-setting efforts of Race. He carried 30 times for 155 yards and a touchdown. His 30 carries and 155 yards were both season highs and marked the first 30-carry effort by a BSU back since Alvaro Carvajal had 32 carries at Southwest Minnesota State on Oct. 2, 2004.

Schreiber finished with five receptions for 62 yards; he improved to 1,907 yards for his career and moved into third place on BSU's career receiving yardage charts.

The Mineral Water Bowl loss was the sixth in a row for the Northern Sun Intercollegiate Conference representative in the game, dating back to Winona State triple-overtime victory over Emporia State in the first game of the NSIC-MIAA format in 2000.

Scoring Summary	1	2	3	4	F
Bemidji State	2	10	8	7	27
Pittsburg (Kan.) State	14	0	7	14	35

1 11:40	P - Race, Germaine	6 yd run (Alleman)	0 - 7
10:01	P - Pray, Bryan	44 yd pass from Waters, Geno (Alleman)	0 - 14
01:04	B - TEAM safety		2 - 14
2 13:01	B - McDonald, Michael	37 yd field goal	5 - 14
01:03	B - Watson, Eurice	2 yd run (McDonald)	12 - 14
3 09:51	B - Wardrope, Cory	10 yd run (Nagengastrec from Wardrope)	20 - 14
06:54	P - Race, Germaine	7 yd run (Alleman)	20 - 21
4 14:33	P - Race, Germaine	16 yd run (Alleman)	20 - 28
06:43	P - Race, Germaine	21 yd run (Alleman)	20 - 35
03:21	B - Moore, James	1 yd run (McDonald)	27 - 35

Team Statistics

Team Statistics	BSU	PSU
FIRST DOWNS		
(rush-pass-pen-tot)	12-8-3=23	11-5-2=18
RUSHES-YDS (net)	50-172	39-176
PASSING YDS (net)	205	153
Passes Att-Comp-Int	16-31-0	5-10-1
TOTAL OFFENSE	377	329
Punts (no-avg)	4-34.5	3-36.3
Fumbles - lost	3-1	3-2
Penalties - yards	14-115	5-44
Time of Possession	37:08	22:52

Stadium: Tiger Stadium
Attendance: 3022
Kickoff time: 10:00 pm
End of Game: 3:52 pm
Total elapsed time: 2:52
Officials: Referee: Craig Helsner; Umpire: Dale Hechthorn; Linesman: Dave Miel; Line Judge: Mark Stewart; Back Judge: Robert Lewis; Field Judge: Mike Farris; Side Judge: Steve Heiman;
Temperature: 34 deg
Wind: 14 NNW
Weather: Partly Cloudy Skies

Individual Statistics

RUSHING (att-yds):
BSU-Watson, Eurice 30-155; Wardrope, Cory 17-20; Moore, James 1-1; Schreiber, Anthony 2-minus 4.
PSU-Race, Germaine 33-183; Pray, Bryan 1-10; Collums, Tyler 1-0; Waters, Geno 1-minus 2; TEAM 2-minus 4; Farabi, Caleb 1-minus 11.
PASSING (att-comp-int-yds):
BSU-Wardrope, Cory 15-30-0-192; McDonald, Michael 1-1-0-13.
PSU-Waters, Geno 5-10-1-153.
RECEIVING (rec-yds):
BSU-Schreiber, Anthony 5-62; Hawks, Jonathan 3-22; Watson, Eurice 3-18; Rodgers, Danny 2-63; Christianson, Chad 1-15; Christ, Zach 1-13; Kadlec, George 1-12.
PSU-Pray, Bryan 2-55; Ryan, Derek 1-41; Kush, Harrison 1-33; Barta, Brian 1-24.
INTERCEPTIONS (no-yds):
BSU-Rose, Josh 1-27.
PSU-None.
FUMBLES:
BSU-Wardrope, Cory 2-0; Watson, Eurice 1-1.
PSU-Kush, Harrison 1-0; Farabi, Caleb 1-1; Waters, Geno 1-1.
TACKLES (ut-at; min. 5):
BSU-Johnson, Jeremiah 5-4; Christ, Zach 1-5; Stafford, Zach 4-1; Dunn, Adrian 4-1; Wanie, Tony 0-5.
PSU-Meredith, Ryan 4-6; Northern, Jason 5-4; Dore, Justin 4-3; Morgan, Rusty 2-5; Karr, Jordan 2-4.
SACKS (UA-A):
BSU-None.
PSU-Meredith, Ryan 3-1; Morgan, Rusty 0-1; Northern, Jason 1-0; Dawes, J.C. 1-0.

BEMIDJI STATE FOOTBALL

2006 Season Recap FINAL BSU STATISTICS

2006 SCHEDULE & RESULTS

Date	Time	Opponent	Result	Score	TV	Attend	Overall	NSIC
Aug. 31	7:00p	Minnesota Duluth	L	7-23	KBSU-17	2,183	0-1	0-0
Sept. 9	1:30p	at Minot (N.D.) State	W	30-9	none	1,180	1-1	0-0
Sept. 16	1:00p	at MSU-Moorhead	W	21-9	none	1,492	2-1	1-0
Sept. 23	1:00p	• Minn.-Crookston	W	56-7	KBSU-17	1,201	3-1	2-0
Sept. 30	1:00p	at Northern State	W	25-22	none	4,730	4-1	3-0
Oct. 7	1:00p	Mary	L	21-27	KBSU-17	1,676	4-2	3-0
Oct. 14	1:00p	at Wayne State (Neb.)	W	40-37	CSTV	1,077	5-2	4-0
Oct. 21	1:00p	• (18) Winona State	W	28-7	KBSU-17	988	6-2	5-0
Oct. 28	1:00p	• SW Minnesota State	W	23-15	KBSU-17	962	7-2	6-0
Nov. 4	1:00p	1 • Concordia-St. Paul	W	27-7	none	827	8-2	7-0
Nov. 10	1:00p	2 • Upper Iowa	W	44-20	FSN North	1,100	9-2	8-0
Dec. 2	1:00p	3 (14) Pittsburg St. (Kan.)	L	27-35	none	3,022	9-3	8-0

• NSIC Contest / 1- at St. Thomas, Minn. /

2- NSIC Metrodome Classic; HHH Metrodome; Minneapolis, Minn. / 3- Mineral Water Bowl - Excelsior Springs, Mo.

RUSHING

	GP	Att	Gain	Loss	Net	Avg	TD	Long	Avg/G
Watson, Eurice	10	175	758	35	723	4.1	7	28	72.3
Moore, James	10	116	509	18	491	4.2	6	29	49.1
Olson, Tyler	5	62	258	10	248	4.0	5	20	49.6
Wardrobe, Cory ^{OB}	9	91	308	123	185	2.0	2	24	20.6
Schreiber, Anthony ^{WR}	12	12	147	20	127	10.6	2	86	10.6
Williams, Josh ^{OB}	6	42	158	66	92	2.2	0	30	15.3
Etchison, Kurt	6	7	30	0	30	4.3	1	8	5.0
Nagengast, Dan ^{TE}	10	3	15	0	15	5.0	0	7	1.5
Hawks, Jonathan ^{WR}	12	4	6	0	6	1.5	0	4	0.5
Larson, Tim ^{TE}	10	1	2	0	2	2.0	0	2	0.2
Christianson, Chad ^{WR}	10	3	1	2	-1	-0.3	0	1	-0.1
TEAM	9	17	0	60	-60	-3.5	0	0	-6.7
Total.....	12	533	2,192	334	1,858	3.5	23	86	154.8
Opponents.....	12	332	1,132	509	623	1.9	13	79	51.9

PASSING

	G	Effic	Att-Cmp-Int	Pct	Yds	TD	Lng	Avg/G
Wardrobe, Cory	9	147.72	153-96-3	62.7	1,187	11	55	131.9
Williams, Josh	6	102.47	142-73-10	51.4	787	8	49	131.2
TEAM	9	0.00	1-0-0	0.0	0	0	0	0.0
Schreiber, Anthony ^{WR}	12	0.00	1-0-0	0.0	0	0	0	0.0
McDonald, Michael ^P	12	209.20	1-1-0	100.0	13	0	13	1.1
Total.....	12	125.37	298-170-13	57.0	1,987	19	55	165.6
Opponents.....	12	105.92	382-202-22	52.9	2,386	14	63	198.8

RECEIVING

	G	No.	Yds	Avg	TD	Long	Avg/G
Schreiber, Anthony	12	58	790	13.6	6	47	65.8
Hawks, Jonathan	12	30	245	8.2	0	39	20.4
Christianson, Chad	10	28	366	13.1	1	55	36.6
Rodgers, Danny	12	18	249	13.8	1	49	20.8
Kadlec, George	11	10	109	10.9	7	35	9.9
Watson, Eurice ^{RB}	10	8	79	9.9	0	20	7.9
Nagengast, Dan ^{TE}	10	5	48	9.6	3	16	4.8
Jones, Frank	7	4	23	5.8	0	8	3.3
Moore, James ^{RB}	10	3	7	2.3	0	5	0.7
Larson, John ^{TE}	10	2	25	12.5	0	15	2.5
Ballard, Warren	7	1	15	15.0	1	15	2.1
Etchison, Kurt ^{RB}	6	1	13	13.0	0	13	2.2
Christ, Zach ^{LB}	12	1	13	13.0	0	13	1.1
Olson, Tyler ^{RB}	5	1	5	5.0	0	5	1.0
Total.....	12	170	1,987	11.7	19	55	165.6
Opponents.....	12	202	2,386	11.8	14	63	198.8

TOTAL OFFENSE

	G	Plays	Rush	Pass	Total	Avg/G
Wardrobe, Cory	9	244	185	1187	1372	152.4
Williams, Josh	6	184	92	787	879	146.5
Watson, Eurice	10	175	723	0	723	72.3
Moore, James	10	116	491	0	491	49.1
Olson, Tyler	5	62	248	0	248	49.6
Schreiber, Anthony	12	13	127	0	127	10.6
Etchison, Kurt	6	7	30	0	30	5.0
Nagengast, Dan	10	3	15	0	15	1.5
McDonald, Michael	12	1	0	13	13	1.1
Hawks, Jonathan	12	4	6	0	6	0.5
Larson, Tim	10	1	2	0	2	0.2
Christianson, Chad	10	3	-1	0	-1	-0.1
TEAM	9	18	-60	0	-60	-6.7
Total.....	12	831	1858	1987	3845	320.4
Opponents.....	12	714	623	2386	3009	250.8

Team Statistics

	BSU	OPP
SCORING	349	218
Points Per Game	29.1	18.2
FIRST DOWNS	226	170
Rushing	117	44
Passing	90	113
Penalty	19	13
RUSHING YARDAGE	1858	623
Yards gained rushing	2192	1132
Yards lost rushing	334	509
Rushing Attempts	533	332
Average Per Rush	3.5	1.9
Average Per Game	154.8	51.9
TDs Rushing	23	13
PASSING YARDAGE	1987	2386
Att-Comp-Int	298-170-13	382-202-22
Average Per Pass	6.7	6.2
Average Per Catch	11.7	11.8
Average Per Game	165.6	198.8
TDs Passing	19	14
TOTAL OFFENSE	3845	3009
Total Plays	831	714
Average Per Play	4.6	4.2
Average Per Game	320.4	250.8
KICK RETURNS	35-675	50-816
PUNT RETURNS	30-226	30-187
INT RETURNS	22-292	13-204
KICK RETURN AVG	19.3	16.3
PUNT RETURN AVG	7.5	6.2
INT RETURN AVG	13.3	15.7
FUMBLES-LOST	31-13	22-8
PENALTIES-YARDS	61-494	71-566
Average Per Game	41.2	47.2
PUNTS-YARDS	57-2142	68-2457
Average Per Punt	37.6	36.1
Net punt average	34.3	32.8
TIME OF POSSESSION	32:36	27:24
3RD-DOWN CONV	68/170	43/151
3rd-Down Pct	40%	28%
4TH-DOWN CONV	19/28	10/20
4th-Down Pct	68%	50%
SACKS BY-YARDS	40-296	26-123
MISC YARDS	0	139
TOUCHDOWNS SCORED	47	30
FIELD GOALS-ATT	4-9	4-9
PAT-ATTEMPTS	39-42	22-28
ATTENDANCE	6944	8449
Games/Avg Per Game	5/1389	4/2112
Neutral Site Games		3/1283

Score By Quarters

	1st	2nd	3rd	4th	OT	Total
Bemidji St.	46	102	109	92	-	349
Opponents	52	20	79	67	-	218

Field Goal Sequence

	BSU	Opp
UM-Duluth	-	-
@Minot St.	-	(35)
@MSU-Moorhead	-	(37)
UM-Crookston	-	-
@Northern St.	(39)	(23), 35
Mary	-	-
@Wayne St.	(34), 47, (27)	(42), 25
Winona St.	37	-
SW Minn. St.	33	38
@Concordia-SP	-	37, 37
vUpper Iowa	-	-
vPittsburg (Kan.) St.	(37), 42, 50	-

Numbers in parentheses indicate field goal was made.

BSU FOOTBALL STATE

2006 Season Recap FINAL BSU STATISTICS

DEFENSE

	GP	Tackles			TFL/Yds	Sacks		Pass Def		Fumbles		Blkd	
		Solo	Ast	Total		No-Yds	Int-Yds	BrUp	QBH	FR-Yds	FF	Kick	Saf
34 Christ, Zach	12	30	55	85	10.0-48	6.0-42	1-15	5	.	.	1	.	.
38 Johnson, Jeremiah	12	22	49	71	2.0-8	.	2-13	2
49 Baratto, Ben	12	17	44	61	7.0-28	3.0-23	1-0	1
90 Stafford, Zach	12	22	34	56	15.5-50	6.5-31	.	3	1	1-0	1	.	.
47 Heber, Matt	12	23	27	50	13.0-51	4.0-30	4-86	1	.	1-0	.	.	.
1 Schmitz, T.J.	12	18	26	44	3.0-21	1.0-11	1-24	2
4 Plancher, Willy	12	19	24	43	0.5-4	.	1-13	4	.	1-0	1	.	.
98 Molstad, Robert	10	16	27	43	10.5-71	7.0-62	.	.	2	1-0	2	.	.
92 Iverson, Seth	12	11	30	41	9.0-52	6.0-45	.	2	3	.	.	1	.
22 Rose, Josh	12	13	23	36	2.0-7	.	2-27	3
39 Dunn, Jared	12	15	18	33	6.0-30	2.5-22	.	.	.	1-0	.	1	.
44 Templin, Josh	12	9	23	32	2.0-16	1.5-15	.	1
2 Phelps, Terrell	12	13	17	30	0.5-2	.	1-0	4
26 Kunz, Jason	12	11	13	24	1.0-4	.	2-54	2
40 Wanie, Tony	11	6	10	16	0.5-5	0.5-5	1-14
89 Dunn, Adrian	11	4	12	16	4.0-26	0.5-4	1	.	.
24 Anderson, Jake	10	5	8	13	.	.	1-15
23 Ellison, Tiger	12	12	1	13	.	.	2-0	2	.
8 Garrison, Zach	9	2	10	12	1.5-6	.	2-19	2
36 Vredenburg, Tony	11	3	8	11	0.5-1	0.5-1
99 McMartin, Kyle	11	5	6	11	3.5-4
3 Green, Rasheem	8	2	8	10	.	.	1-12	1
41 Larson, Tim	10	2	6	8	1-0	.	.	.
32 Etchison, Kurt	6	3	4	7
15 Karch, Josh	8	1	5	6	0.5-4	0.5-4
94 Pitman, Pat	10	.	6	6
88 Rodgers, Danny	12	2	1	3
95 Wick, Bryan	5	.	3	3
81 Nagengast, Dan	10	.	2	2
18 Christianson, Eric	7	.	2	2	0.5-1	0.5-1	1	.	.
80 Christianson, Chad	10	1	1	2
14 McDonald, Michael	12	2	.	2
7 Schreiber, Anthony	12	2	.	2
25 Jacobson, Arlen	2	1	.	1
30 Watson, Eurice	10	1	.	1
85 Larson, John	10	.	1	1
29 Moore, James	10	1	.	1
6 Jones, Frank	7	.	1	1	1
12 Williams, Josh	6	.	1	1
97 Preble, Zac	5	1
77 Picard, Mike	7	1	.
TM TEAM	9	2-0	.	.	5
63 Roscoe, Dan	8	1	.
Total.....	12	294	506	800	93-439	40-296	22-292	33	6	8-0	7	7	5
Opponents.....	12	374	570	944	57.0-204	26-123	13-204	26	.	13-139	9	2	1

ALL-PURPOSE RUNNING

	G	Rush	Rec	PR	KOR	IR	Tot	Avg/G
Schreiber, Anthony	12	127	790	212	41	0	1170	97.5
Watson, Eurice	10	723	79	0	0	0	802	80.2
Hawks, Jonathan	12	6	245	0	508	0	759	63.2
Moore, James	10	491	7	0	10	0	508	50.8
Christianson, Chad	10	-1	366	0	0	0	365	36.5
Olson, Tyler	5	248	5	0	0	0	253	50.6
Rodgers, Danny	12	0	249	0	0	0	249	20.8
Wardrobe, Cory	9	185	0	0	0	0	185	20.6
Kadlec, George	11	0	109	0	0	0	109	9.9
Williams, Josh	6	92	0	0	0	0	92	15.3
Nagengast, Dan	10	15	48	0	25	0	88	8.8
Heber, Matt	12	0	0	0	0	86	86	7.2
Kunz, Jason	12	0	0	0	0	54	54	4.5
Ellison, Tiger	12	0	0	0	51	0	51	4.2
Larson, John	10	0	25	0	25	0	50	5.0
Etchison, Kurt	6	30	13	0	0	0	43	7.2
Rose, Josh	12	0	0	6	10	27	43	3.6
Christ, Zach	12	0	13	0	0	15	28	2.3
Schmitz, T.J.	12	0	0	0	0	24	24	2.0
Jones, Frank	7	0	23	0	0	0	23	3.3
Garrison, Zach	9	0	0	0	0	19	19	2.1
Green, Rasheem	8	0	0	0	5	12	17	2.1
Ballard, Warren	7	0	15	0	0	0	15	2.1
Anderson, Jake	10	0	0	0	0	15	15	1.5
Wanie, Tony	11	0	0	0	0	14	14	1.3
Plancher, Willy	12	0	0	0	0	13	13	1.1
Johnson, Jeremiah	12	0	0	0	0	13	13	1.1
Dunn, Jared	12	0	0	6	0	0	6	0.5
Larson, Tim	10	2	0	0	0	0	2	0.2
Iverson, Seth	12	0	0	2	0	0	2	0.2
TEAM	9	-60	0	0	0	0	-60	-6.7
Total.....	12	1,858	1,987	226	675	292	5,038	419.8
Opponents.....	12	623	2,386	187	816	204	4,216	351.3

FIELD GOAL KICKING

	FGM-FGA	Pct	01-19	20-29	30-39	40-49	50-99	Lg	Blk
McDonald, Michael	4-9	44.4	0-0	1-1	3-5	0-2	0-1	39	0

PUNTING

	No.	Yds	Avg	Long	TB	FC	I20	Blkd
McDonald, Michael	57	2,142	37.6	54	5	8	20	0
Total.....	57	2,142	37.6	54	5	8	20	0
Opponents.....	68	2,457	36.1	65	2	10	10	2

PUNT RETURNS

	No.	Yds	Avg	TD	Long
Schreiber, Anthony	26	212	8.2	1	51
Dunn, Jared	1	6	6.0	0	0
Rose, Josh	1	6	6.0	0	6
Iverson, Seth	1	2	2.0	0	0
Ellison, Tiger	1	0	0.0	0	0
Total.....	30	226	7.5	1	51
Opponents.....	30	187	6.2	0	39

INTERCEPTION RETURNS

	No.	Yds	Avg	TD	Long
Heber, Matt	4	86	21.5	2	25
Ellison, Tiger	2	0	0.0	0	0
Kunz, Jason	2	54	27.0	0	46
Rose, Josh	2	27	13.5	0	27
Garrison, Zach	2	19	9.5	0	10
Johnson, Jeremiah	2	13	6.5	0	13
Plancher, Willy	1	13	13.0	0	13
Phelps, Terrell	1	0	0.0	0	0
Baratto, Ben	1	0	0.0	0	0
Schmitz, T.J.	1	24	24.0	1	24
Anderson, Jake	1	15	15.0	0	15
Christ, Zach	1	15	15.0	0	15
Green, Rasheem	1	12	12.0	0	12
Wanie, Tony	1	14	14.0	0	14
Total.....	22	292	13.3	3	46
Opponents.....	13	204	15.7	1	95

KICKOFF RETURNS

	No.	Yds	Avg	TD	Long
Hawks, Jonathan	16	508	31.8	1	100
Schreiber, Anthony	5	41	8.2	0	18
Ellison, Tiger	4	51	12.8	0	16
Nagengast, Dan	4	25	6.2	0	8
Larson, John	2	25	12.5	0	17
Green, Rasheem	1	5	5.0	0	5
Moore, James	1	10	10.0	0	10
Rose, Josh	1	10	10.0	0	10
Kunz, Jason	1	0	0.0	0	0
Total.....	35	675	19.3	1	100
Opponents.....	50	816	16.3	0	47

FUMBLE RETURNS

	No.	Yds	Avg	TD	Long
Total.....	0	0	0.0	0	0
Opponents.....	3	139	46.3	2	85

BEMIDJI STATE FOOTBALL

2006 Season Recap FINAL BSU STATISTICS

GAME-BY-GAME STARTERS

Offense												
	QB	RB	WR	WR	LT	LG	C	RG	RT	WR	WR	
MND	J. Williams	E. Watson	J. Hawks	F. Jones	J. Guy	J. Keaveny	C. Pearson	B. Vollbrecht	N. Mahlik	A. Schreiber	D. Rodgers	
@ MSU	J. Williams	T. Olson	J. Hawks	F. Jones	J. Guy	J. Keaveny	C. Pearson	B. Vollbrecht	N. Mahlik	A. Schreiber	D. Rodgers	
@ MSM	J. Williams	E. Watson	J. Hawks	F. Jones	J. Guy	J. Keaveny	C. Pearson	B. Vollbrecht	N. Mahlik	A. Schreiber	D. Nagengast@	
UMC	J. Williams	T. Olson	J. Hawks	C. Christianson	J. Guy	J. Keaveny	C. Pearson	B. Vollbrecht	N. Mahlik	A. Schreiber	D. Rodgers	
@ NSU	J. Williams	T. Olson	J. Hawks	J. Larson#	J. Guy	J. Keaveny	C. Pearson	B. Vollbrecht	N. Mahlik	A. Schreiber	D. Rodgers	
UM	J. Williams	J. Moore	J. Hawks	C. Christianson	J. Guy	J. Keaveny	C. Pearson	B. Vollbrecht	N. Mahlik	A. Schreiber	D. Rodgers	
@ WSC	C. Wardrope	J. Moore	J. Hawks	C. Christianson	J. Guy	J. Keaveny	C. Pearson	B. Vollbrecht	N. Mahlik	A. Schreiber	D. Rodgers	
WSU	C. Wardrope	E. Watson	J. Hawks	C. Christianson	J. Guy	J. Keaveny	C. Pearson	B. Vollbrecht	N. Mahlik	A. Schreiber	D. Rodgers	
SMS	C. Wardrope	E. Watson	J. Hawks	C. Christianson	J. Guy	J. Keaveny	C. Pearson	B. Vollbrecht	N. Mahlik	A. Schreiber	D. Rodgers	
@ CSP	C. Wardrope	E. Watson	J. Hawks	C. Christianson	J. Guy	J. Keaveny	C. Pearson	B. Vollbrecht	N. Mahlik	A. Schreiber	D. Rodgers	
v UIU	C. Wardrope	E. Watson	J. Hawks	C. Christianson	J. Guy	J. Keaveny	C. Pearson	B. Vollbrecht	N. Mahlik	A. Schreiber	D. Rodgers	
v PSU	C. Wardrope	E. Watson	J. Hawks	C. Christianson	J. Guy	J. Keaveny	C. Pearson	B. Vollbrecht	N. Mahlik	A. Schreiber	D. Rodgers	
Defense												
	DE	NT	DE	LB ^a	LB ^m	LB ^w	LB ^b	CB ^f	FS	HS	CB ^b	
MND	S. Iverson	Z. Stafford	R. Molstad	M. Heber	Z. Christ	B. Baratto	J. Templin	T. Phelps	T.J. Schmitz	J. Johnson	W. Plancher	
@ MSU	S. Iverson	Z. Stafford	R. Molstad	J. Dunn	Z. Christ	B. Baratto	J. Templin	T. Phelps	T.J. Schmitz	J. Johnson	W. Plancher	
@ MSM	S. Iverson	Z. Stafford	K. McMartin	M. Heber	Z. Christ	B. Baratto	J. Templin	T. Phelps	T.J. Schmitz	J. Johnson	W. Plancher	
UMC	S. Iverson	Z. Stafford	K. McMartin	M. Heber	Z. Christ	B. Baratto	J. Templin	T. Phelps	T.J. Schmitz	J. Johnson	W. Plancher	
@ NSU	S. Iverson	Z. Stafford	K. McMartin	M. Heber	Z. Christ	B. Baratto	J. Templin	T. Phelps	T.J. Schmitz	J. Johnson	W. Plancher	
UM	S. Iverson	Z. Stafford	K. McMartin	M. Heber	Z. Christ	B. Baratto	J. Templin	T. Phelps	T.J. Schmitz	J. Johnson	W. Plancher	
@ WSC	S. Iverson	Z. Stafford	R. Molstad	M. Heber	Z. Christ	B. Baratto	J. Templin	T. Phelps	T.J. Schmitz	T. Vredenburg	W. Plancher	
WSU	S. Iverson	Z. Stafford	K. McMartin	M. Heber	Z. Christ	B. Baratto	J. Templin	T. Phelps	T.J. Schmitz	J. Johnson	W. Plancher	
SMS	S. Iverson	Z. Stafford	K. McMartin	M. Heber	Z. Christ	B. Baratto	J. Templin	T. Phelps	T.J. Schmitz	J. Johnson	W. Plancher	
@ CSP	S. Iverson	Z. Stafford	R. Molstad	M. Heber	Z. Christ	B. Baratto	J. Templin	T. Phelps	T.J. Schmitz	J. Johnson	W. Plancher	
v UIU	S. Iverson	Z. Stafford	R. Molstad	M. Heber	Z. Christ	B. Baratto	J. Templin	T. Phelps	T.J. Schmitz	J. Johnson	W. Plancher	
v PSU	S. Iverson	Z. Stafford	R. Molstad	M. Heber	Z. Christ	B. Baratto	J. Templin	T. Phelps	T.J. Schmitz	J. Johnson	W. Plancher	

GAME SUMMARIES: OFFENSE

	Score	Score by Quarters					First Downs				Rushing			Passing				Offense		Ret Yds	Punting No-Avg	Fumbles No-Lost	Penalty No-Yds	3rd Downs	Field Pos	Time Poss
		1	2	3	4	OT	R	P	Pn	Tot	Att	Yds	TD	C-A-I	Yds	TD	Plays	Yds								
Bemidji State	L 7	7	0	0	0	0	10	5	2	17	36	75	0	37-15-3	128	1	73	203	21	4-36.2	2-0	0-0	3-15	B34	31:26	
UM-Duluth	23	7	0	16	0	5	14	0	19	34	84	2	37-24-1	182	1	71	266	71	6-35.2	1-1	4-36	9-16	M30	28:34		
Bemidji State	W 30	7	14	7	7	8	8	1	17	35	143	1	23-13-0	158	3	58	301	78	7-41.1	2-1	5-40	7-14	B38	28:09		
@Minot State	9	3	0	0	6	3	12	1	16	34	68	0	32-20-3	218	1	66	286	79	3-27.0	2-1	6-48	6-15	M25	31:51		
Bemidji State	W 21	0	7	14	0	5	8	3	16	33	73	2	15-23-3	134	0	56	207	121	4-36.2	1-1	1-20	6-12	B36	29:49		
@MSU-Moorhead	9	0	3	6	0	4	8	0	12	29	13	1	20-34-0	172	0	63	185	91	6-38.3	0-0	5-33	3-14	M28	30:11		
Bemidji State	W 56	14	14	21	7	17	9	2	28	54	282	6	14-24-1	158	1	78	440	87	1-52.0	1-1	6-66	9-13	B45	34:38		
UM-Crookston	7	0	0	0	7	3	7	2	12	28	15	1	11-27-5	141	0	55	156	121	5-39.2	1-0	5-40	2-14	C25	25:22		
Bemidji State	W 25	2	7	0	16	10	5	1	16	42	140	0	10-23-2	138	2	65	278	243	6-38.2	3-2	4-41	2-12	B39	31:18		
@Northern St.	22	0	0	9	13	1	14	3	18	19	0	0	24-51-2	291	2	70	291	182	6-42.0	0-0	3-31	4-15	N26	28:42		
Bemidji State	L 21	0	7	7	7	13	7	1	21	52	191	1	17-32-1	171	2	84	362	81	6-39.2	7-2	6-45	6-17	B36	37:22		
Mary	27	7	7	7	6	1	7	0	8	19	15	0	13-25-2	152	3	44	167	167	3-36.6	2-0	3-30	2-9	M32	22:38		
Bemidji State	W 40	0	19	13	8	10	12	3	25	44	160	2	21-30-3	255	2	74	415	106	4-45.2	1-0	5-31	3-12	B34	33:35		
@Wayne State	37	14	3	20	0	3	11	2	16	23	154	2	18-39-1	325	3	62	479	144	5-32.4	0-0	10-83	5-15	W28	26:25		
Bemidji State	W 28	0	0	14	14	10	6	0	16	54	150	1	15-26-0	177	2	80	327	91	7-38.1	4-2	9-60	9-19	B42	36:42		
Winona State	7	0	0	7	0	1	5	0	6	20	-37	0	11-29-2	135	0	49	98	119	9-38.9	3-1	6-50	2-12	W23	23:18		
Bemidji State	W 23	0	7	16	0	6	7	0	13	48	154	3	7-11-0	100	0	59	254	82	4-33.2	3-2	1-5	6-13	B44	28:29		
SW Minnesota St.	15	0	7	0	8	7	11	0	18	37	89	1	21-29-1	223	1	66	312	44	5-18.2	3-2	4-40	2-10	S32	31:31		
Bemidji State	W 27	7	7	0	13	6	5	1	12	42	102	1	11-16-0	142	2	58	244	47	4-28.2	3-1	1-15	7-15	B36	32:17		
@Concordia-SP	7	0	0	0	7	3	11	1	15	21	23	0	18-35-2	189	1	56	212	69	5-35.0	4-1	11-80	4-13	C28	27:43		
Bemidji State	W 44	7	10	14	13	10	10	2	22	43	220	3	16-22-0	221	3	65	441	96	6-36.0	1-0	9-66	5-12	B39	30:20		
vsUpper Iowa	20	7	0	7	6	2	8	2	12	29	23	2	17-34-2	205	1	63	228	136	8-39.2	3-0	9-51	4-14	U26	29:40		
Bemidji State	L 27	2	10	8	7	12	8	3	23	50	172	3	16-31-0	205	0	81	377	150	4-34.5	3-1	14-115	5-16	B40	37:08		
vsPittsburg St.	35	14	0	7	14	11	5	2	18	39	176	4	5-10-1	153	1	49	329	118	3-36.3	3-2	5-44	0-4	P31	22:52		

BSU FOOTBALL STATE

Drive Stats

Scoring Drive Distances

Distance	BSU		Opp	
	TD	FG	TD	FG
No Drive	5	0	2	0
Negative Yardage	0	0	0	1
0-9 yards	2	0	0	0
10-19 yards	1	0	1	0
20-29 yards	3	2	1	0
30-39 yards	7	0	1	2
40-49 yards	6	0	3	0
50-59 yards	2	0	4	1
60-69 yards	11	1	6	0
70-79 yards	5	0	5	0
80-89 yards	6	0	5	0
90-99 yards	0	0	0	0

Game-Opening Drives

	BSU			Opp		
	Pts	1Dn	Yds	Pts	1Dn	Yds
UM-Duluth	0	0	-8	7	5	72
@Minot St.	7	5	80	0	0	0
@MSU-Moorhead	0	0	-3	0	0	-8
UM-Crookston	7	2	34	0	0	4
@Northern St.	0	2	59	0	0	-6
Mary	0	0	9	0	0	0
@ Wayne St.	0	0	1	7	4	80
Winona St.	0	0	5	0	1	30
SW Minn. St.	0	2	27	0	1	23
@Concordia	0	0	4	0	3	45
vUpper Iowa	7	1	86	0	0	7
vPittsburg State	0	0	2	7	3	62
Totals	21	12	296	21	17	309

Second Half-Opening Drives

	BSU			Opp		
	Pts	1Dn	Yds	Pts	1Dn	Yds
UM-Duluth	0	3	30	0	1	1
@Minot St.	0	0	-3	0	0	2
@MSU-Moorhead	7	5	77	7	4	71
UM-Crookston	7	3	65	0	3	54
@Northern St.	0	1	18	0	1	17
Mary	0	2	27	0	0	-10
@ Wayne St.	6	2	35	7	1	83
Winona St.	0	0	5	0	0	-9
SW Minn. St.	7	3	65	0	2	30
@Concordia	0	0	9	0	0	-3
vUpper Iowa	7	3	45	0	0	-7
vPittsburg State	7	4	60	0	0	7
Totals	41	26	433	14	12	232

BSU Drive Superlatives

Most Plays
 19 vs. Minn.-Crookston TD
 16 at Concordia-St. Paul TD

Most Yards
 86 vs Upper Iowa TD
 80 (six times) TD

Most Time
 11:03 vs. Minn.-Crookston TD
 7:50 at Concordia-St. Paul TD

Opponent Drive Superlatives

Most Plays
 15 vs. SW Minnesota State TD
 14 (two times)

Most Yards
 87 at Minot State downs
 83 at Wayne State (Neb.) TD

Most Time
 7:54 vs. SW Minnesota State TD
 6:47 vs. Upper Iowa punt

INDIVIDUAL SUPERLATIVES

Bemidji State	Category	Opponent
Eurice Watson vs Pittsburg State (12/2)	Rushes	33 Germaine Race vs Pittsburg State (12/2)
Eurice Watson vs Pittsburg State (12/2)	Yards Rushing	183 Germaine Race vs Pittsburg State (12/2)
Tyler Olson vs. Minn.-Crookston (9/23)	TD Rushes	4 Germaine Race vs Pittsburg State (12/2)
Anthony Schreiber vs. Upper Iowa (11/10)	Long Rush	79 Zach Molacek at Wayne State (10/14)
Josh Williams vs Minn.-Duluth (8/31)	Pass attempts	51 Jimmie Griffin at Northern State (9/30)
Cory Wardrope at Wayne State (10/14)	Pass completions	24 two players
Cory Wardrope at Wayne State (10/14)	Yards Passing	325 Silas Fluellen at Wayne State (10/14)
two players	TD Passes	3 two players
Cory Wardrope vs Pittsburg State (12/2)	Long Pass	63 Silas Fluellen at Wayne State (10/14)
Anthony Schreiber at Wayne State (10/14)	Receptions	8 three players
Anthony Schreiber vs. Upper Iowa (11/10)	Yards Receiving	127 Logan Masters at Wayne State (10/14)
three players (four times)	TD Receptions	2 two players
Danny Rogers vs Pittsburg State (12/2)	Long Reception	63 Josh Peterson at Wayne State (10/14)
Michael McDonald at Wayne State (10/14)	Field Goals	1 four players
Michael McDonald at Northern State (9/30)	Long Field Goal	42 Nick Hope at Wayne State (10/14)
Michael McDonald two times (last: 10/21)	Punts	9 Mike Salerno vs. Winona State (10/21)
Michael McDonald vs. Minn.-Crookston (9/23)	Punting Avg	47.0 Eric Schwan at Northern State (9/30)
Michael McDonald at Minot State (9/9)	Long Punt	65 Saul Helgeson vs. Mary (10/7)
Anthony Schreiber at MSU-Moorhead (9/16)	Long Punt Return	39 Justin Fleck vs. Mary (10/7)
Jonathan Hawks at Northern State (9/30)	Long Kickoff Ret.	47 Bryan Pray vs Pittsburg State (12/2)
Zach Christ vs Minn.-Duluth (8/31)	Tackles	15 Brian Finnegan vs. Mary (10/7)
four players (five times)	Sacks	3.5 Ryan Meredith vs Pittsburg State (12/2)
three players	Tackles For Loss	3.5 Ryan Meredith vs Pittsburg State (12/2)
two players	Interceptions	2 two players

► school record > ties school record

TEAM SUPERLATIVES

Category	Bemidji State		Opponent	
	High	Low	High	Low
Rushes	54, twice	33 at MSU-Moorhead (9/16)	39 vs Pittsburg State (12/2)	19, twice
Rushing Yds.	282, Minn.-Crookston (9/23)	73 at MSU-Moorhead (9/16)	176 vs Pittsburg State (12/2)	<-37>, Winona State (10/21)
Yards / Rush	5.2, Minn.-Crookston (9/23)	2.1, Minn.-Duluth (8/31)	6.7 at Wayne State (10/14)	<-1.9>, Winona State (10/21)
Rushing TD	6, Minn.-Crookston (9/23)	0, twice	4 vs Pittsburg State (12/2)	0, five times
Pass Attempts	37, Minn.-Duluth (8/31)	11, SW Minn. State (10/28)	51 at Northern State (9/30)	10 vs Pittsburg State (12/2)
Pass Completions	21 at Wayne State (10/14)	7, SW Minn. State (10/28)	24, twice	5 vs Pittsburg State (12/2)
Passing Yards	255 at Wayne State (10/14)	100, SW Minn. State (10/28)	325 at Wayne State (10/14)	135, Winona State (10/21)
Yards / Pass	10.0 vs Upper Iowa (11/10)	3.5, Minn.-Duluth (8/31)	15.3 vs Pittsburg State (12/2)	4.7, Winona State (10/21)
Passing TD	3, twice	0, three times	3, twice	0, three times
Total Plays	84, Mary (10/7)	56 at MSU-Moorhead (9/16)	71, Minn.-Duluth (8/31)	44, Mary (10/7)
Total Offense	441 vs Upper Iowa (11/10)	203, Minn.-Duluth (8/31)	479 at Wayne State (10/14)	98, Winona State (10/21)
Yards / Play	6.8 vs Upper Iowa (11/10)	2.8, Minn.-Duluth (8/31)	7.7 at Wayne State (10/14)	2.0, Winona State (10/21)
Points Scored	56, Minn.-Crookston (9/23)	7, Minn.-Duluth (8/31)	37 at Wayne State (10/14)	7, three times
Sacks By	6 vs Upper Iowa (11/10)	0, twice	6 vs Pittsburg State (12/2)	0, twice
First Downs	28, Minn.-Crookston (9/23)	12 vs Concordia-St. Paul (11/4)	19, Minn.-Duluth (8/31)	6, Winona State (10/21)
Penalties	14 vs Pittsburg State (12/2)	0, Minn.-Duluth (8/31)	11 vs Concordia-St. Paul (11/4)	3, twice
Penalty Yards	115 vs Pittsburg State (12/2)	0, Minn.-Duluth (8/31)	83 at Wayne State (10/14)	30, Mary (10/7)
Turnovers	4, twice	0 vs Upper Iowa (11/10)	5, Minn.-Crookston (9/23)	0 at MSU-Moorhead (9/16)

DRIVE ENGINEERING

Quarterback	Drives Started	Drives Ended By										Points Yielded	Pts./ Drive	QB Drv Efficiency*	Directing Offense				
		TD	FG	FGA	PNT	DWN	TO	SAF	CLK	RPL	Plays				Yds	Avg			
Josh Williams (6)	59	15	0	0	25	4	13	1	0	0	0	105	1.78	.254	.254	320	1,405	4.39	
\$ Minn.-Duluth	12	1	0	0	4	3	3	1	0	0	0	7	0.58	.083	.083	73	203	2.78	
\$ at Minot State	11	4	0	0	6	0	1	0	0	0	0	28	2.55	.364	.364	52	287	5.52	
\$ at MSU-Moorhead	10	2	0	0	4	0	4	0	0	0	0	14	1.40	.200	.200	56	207	3.69	
\$ Minn.-Crookston	8	6	0	0	1	0	1	0	0	0	0	42	5.25	.750	.750	52	327	6.29	
\$ at Northern State	11	1	0	0	6	0	3	0	0	0	0	7	0.64	.091	.091	48	228	4.75	
\$ Mary	7	1	0	0	4	1	1	0	0	0	0	7	1.00	.143	.143	39	153	3.92	
Cory Wardrope (6)	91	27	4	8	32	4	10	0	10	0	0	203	2.23	.341	.341	481	511	2,440	4.77
Minn.-Duluth	DNP																		
at Minot State	2	0	0	0	1	0	0	0	1	0	0	0	0.00	.000	.000	6	14	2.33	
at MSU-Moorhead	DNP																		
Minn.-Crookston	2	2	0	0	0	0	0	0	0	0	0	14	7.00	1.000	1.000	26	123	4.73	
at Northern State	3	1	1	1	0	0	0	0	1	0	0	9	3.00	.667	1.500	17	50	2.94	
Mary	7	2	0	0	2	1	2	0	0	0	0	14	2.00	.286	.286	45	209	4.64	
\$ at Wayne State (Neb.)	15	4	2	3	4	0	3	0	1	0	0	33	2.20	.400	.643	74	415	5.61	
\$ Winona State	14	3	0	1	7	0	1	0	1	0	0	21	1.50	.214	.308	80	327	4.09	
\$ SW Minnesota State	11	3	0	1	4	0	2	0	2	0	0	21	1.91	.273	.444	59	254	4.31	
\$ at Concordia-St. Paul	10	3	0	0	4	1	1	0	2	0	0	20	2.00	.300	.375	58	244	4.21	
\$ vs Upper Iowa	14	6	0	0	6	0	0	0	2	0	0	44	3.14	.429	.500	65	441	6.79	
\$ Pittsburg State (Kan.)	13	3	1	2	4	2	1	0	0	0	0	27	2.08	.308	.462	81	377	4.65	
Bemidji State	150	42	4	8	57	8	22	1	10	0	0	308	2.05	.307	.386	831	3,845	4.64	
Opponents	153	27	4	9	67	5	30	5	10	0	0	203	1.33	.207	.280	714	3,009	4.21	

(n) games started // \$= start

* second number is the percentage the quarterback has put his team in position to score, allowing for missed field goals and subtracting those drives ended by the clock and replaced due to injury. Quarterbacks who leave the game during a drive only get a replacement credit if team goes on to earn at least one first down.

BEMIDJI STATE FOOTBALL

A The Northern Sun Intercollegiate Conference **LOOK AT THE NSIC**

Founded in 1932, the Northern Intercollegiate Conference (NIC) has enjoyed a varied existence in the upper Midwest region it calls home. In the spring of 1992 the Northern Sun Intercollegiate Conference (NSIC) was formed out of the merger of the NIC, the men's conference, and the women's Northern Sun Conference (NSC). The NSC had existed since 1979. The NSIC is currently made up of institutions from Iowa, Minnesota, Nebraska, North and South Dakota. In the 1999-00 academic year, the NSIC became an expanded 10-team league from a previous seven-member conference. The conference featured eight members from 2004-05 until 2005-06 but the league expanded back to 10 teams in 2006-07 as the University of Mary in Bismarck, N.D., and Upper Iowa University in Fayette, Iowa, joined the league.

Since 1932, various institutions have competed in the NSIC. Bemidji State University, Minnesota State University Moorhead and Winona State University are charter members and have remained in the conference for the 73 years of its existence. The University of Minnesota Duluth, which departed following the 2003-04 season, was also an original member. Other current members joined in later years: Southwest Minnesota State University in 1969, Northern State University in 1978, Wayne State College (Nebraska) in 1998, Concordia University-St. Paul and the University of Minnesota, Crookston in 1999 and the University of Mary and Upper Iowa University in 2006. The University of Minnesota, Morris became a league member in 1966, however, the Cougars opted for the NCAA Division III ranks in 2003.

Before the NSIC became eligible for National Collegiate Athletic Association (NCAA) championship competition in 1995, its member institutions had an extremely rich tradition in the National Association of Intercollegiate Athletics (NAIA). The NIC's and NSC's tenure in the NAIA included several national championship teams and individuals as well as many national qualifiers.

Following the 2004-05 season, Winona State became the first team other than Minnesota Duluth to capture the NSIC All-Sports Competition trophy. The Warriors have taken home the trophy now the last two seasons. The Warriors put the NSIC on the map in 2006 as they hosted and won the NCAA North Central Regional Tournament and advanced to the Elite Eight. Although Winona State wasn't the first men's basketball team to compete in the Elite Eight (SW Minnesota State in 2001 & Northern State in 1998) but they were the first two win it. The National Championship for Winona State marked the first NCAA Title for any NSIC institution.

Since 2000, the NSIC has participated in the only officially-sanctioned NCAA Division II football bowl game in the country. With a rich history dating back to 1948, the Mineral Water Bowl is hosted by the Quarterback Club of Excelsior Springs., Mo. The game matches the highest-finishing team from the NSIC not selected for the NCAA Division II playoffs against the highest-finishing team from the Mid-America Intercollegiate Athletics Association (MIAA) not participating in the NCAA Division II playoffs. Now in its 41st year, the first game was played on Thanksgiving Day, 1948. The first MIAA/NSIC meeting in 2000 marked the Mineral Water Bowl's inaugural year of the Division II era. Winona State defeated Missouri Western State, 43-41, in triple overtime, marking the Warriors first-ever postseason win at the Division II level.

The league gears up for the upcoming academic year with the annual NSIC Summer Kickoff Event the last weekend in July. The event includes the NSIC Golf Tournament, Hall of Fame Banquet, officiating clinics and meetings involving the conference leadership. The Northern Sun Showcase television program returns to the airwaves again on Fox Sports Net North. Also, the Northern Sun Spotlight radio show will air on several stations throughout the Midwest for 20 weeks during 2006-07 sports season.

Over the years, the NSIC, comprised of schools of modest size, has provided extremely competitive intercollegiate athletic programs for its members. Although the programs are not designed to be equal to Division I athletics, many former NSIC athletes have distinguished themselves in national and international competition. Each member school emphasizes the educational, entertainment and unifying value of sports while pointing with pride to the many advantages to be gained by attending these colleges and universities. As some affiliated with the conference have coined, the NSIC quite possibly is, "the most competitive conference in NCAA Division II."



NSIC Administration

Quick Facts

Affiliation: NCAA Division II
 Founded: 1932
 Web Site: www.northernsun.org
 NSIC Fax Number: (612) 379-3272
 Address: ... 161 St. Anthony Ave, Ste. 920
 St. Paul, MN 55103

Administration

Commissioner



Lloyd "Butch" Raymond
 Office:
 (651) 288-4015
 Cell:
 (612) 716-6454
 e-mail:
 raymond@northernsun.org

Senior Woman Administrator



Erin Lind
 Office:
 (651) 224-8583
 Cell:
 (612) 419-0339
 e-mail:
 lind@northernsun.org

Media Relations



Nick Kornder
 Office:
 (651) 288-4017
 Cell:
 (651) 288-4017
 e-mail:
 kornder@northernsun.org

Other NSIC Staff

Football Information Director:

Larry Scott..... scotty@mnstate.edu
 Office / FAX: ... (218) 236-2113 / 3291
 Home: (218) 233-6447
 Minnesota State Univ. Moorhead
 Alex Nemzek Hall
 Moorhead, MN 56563

Football Officials Coordinator:

Mike Nevin.....74373.2376@compuserve.com
 Phone: (612) 445-4869
 922 Minnesota St.
 Shakopee, MN 55739

Basketball Officials Coordinator:

Roy Ward
 Phone / FAX: ... (651) 777-3973 / 2591

Volleyball Officials Coordinator:

Jose Jones jonesjj@isd.net

Baseball Officials Coordinator:

Shawn Vellek s.vellek@comcast.net

2007-08 NSIC MEMBERSHIP

School	NSIC since...	Location	Community	Enrollment
Bemidji State	1932	Bemidji, Minn.	30,982	5,020
Concordia-St. Paul	1999	St. Paul, Minn.	272,000	1,200
Mary	2006	Bismarck, N.D.	56,810	2,758
Minn.-Crookston	1999	Crookston, Minn.	8,100	1,700
Minn State-Moorhead	1932	Moorhead, Minn.	150,000	6,650
Northern State	1980	Aberdeen, S.D.	25,000	2,800
Southwest State	1970	Marshall, Minn.	11,000	3,200
Upper Iowa	2006	Fayette, Iowa	1,317	700
Wayne State (Neb.)	1998	Wayne, Neb.	9,300	4,000
Winona State	1932	Winona, Minn.	47,800	7,300

BEMIDJI STATE FOOTBALL

2006 Northern Sun Recap All-NSIC TEAMS

NSIC Standings

	Overall			NSIC		
	W	L	Pct.	W	L	Pct.
Bemidji State ^a	9	3	.750	8	0	1.000
Winona State ^b	9	3	.750	7	1	.875
MSU Moorhead	6	5	.545	4	4	.500
Concordia-St. Paul	5	6	.455	4	4	.500
Wayne St. (Neb.)	5	6	.455	4	4	.500
SW Minn. State	4	7	.364	3	5	.375
Northern State	4	7	.364	3	5	.375
Upper Iowa	3	8	.273	3	5	.375
Minn., Crookston	0	11	.000	0	8	.000
Mary (N.D.)	6	4	.600	0	0	.000

Final 2006 Standings

a= Mineral Water Bowl participant
b-NCAA Tournament participant



Wide receiver/return specialist **Anthony Schreiber** (top) and left tackle **Justin Guy** (above) were two of a school-record 16 Bemidji State players named All-Northern Sun Intercollegiate Conference in 2006. Guy went on to earn Second-Team All-Region honors from both d2football.com and Daktronics.

FIRST-TEAM ALL-NSIC OFFENSE

OT	Chris Zimmerman	Sr	WSU
OT	►Justin Guy	Jr	BSU
OG	Caleb Nicholson	Sr	WSU
OG	►John Keaveny	Jr	BSU
C	Dan Warnemunde	Sr	CSP
QB	Kole Goodchild	Jr	CSP
RB	T.C. Hicks	Jr	UIU
RB	Zach Molacek	Jr	WSC
WR	Dwayne Croker	Jr	UIU
WR	Brian Jark	Fr	NSU
TE	Matt Fischer	So	SMSU

SECOND-TEAM ALL-NSIC OFFENSE

OT	Phil Unger	Sr	CSP
OT	Aaron Cribb	Sr	MSUM
OG	Ethan Simonson	Sr	MSUM
OG	Brian Okonofua	So	WSC
C	Tom Yarbrough	Sr	SMSU
QB	Dustin Long	So	MSUM
RB	Alex Wiese	Jr	WSU
RB	Enol Gilies	Fr	MSUM
WR	Scott Peters	Jr	WSU
WR	Tyrone Ruffin	So	CSP
TE	Jake Robinson	Sr	WSC

HONORABLE MENTION ALL-NSIC OFFENSE

C	►Chase Pearson	Jr	BSU
WR	►Anthony Schreiber	Jr	BSU
OL	►Brian Volbrecht	Sr	BSU
WR	►Chad Christianson	Sr	BSU
OT	Lonal Van	Sr	CSP
WR	Bruce Green	Jr	MSUM
WR	Jabari Taylor	Fr	MSUM
WR	Wade Glnsbach	Jr	NSU
OL	Jeremy Nopens	Sr	SMSU
WR	Ryan Hudgins	Jr	UIU
QB	Andrew Jones	Sr	UIU
OL	Jerad Jandrain	So	UIU
WR	Logan Masters	Fr	WSC
TE	Todd Burkoth	So	WSU
OT	Kyle Owens	Sr	WSU
OG	Nick Urban	So	WSU
WR	Jeff Ellestad	Sr	WSU

FIRST-TEAM ALL-NSIC SPECIAL TEAMS

P/K	Mike Salerno	So	WSU
KR	►Jonathan Hawks	Sr	BSU
PR	►Anthony Schreiber	Jr	BSU

SECOND-TEAM ALL-NSIC SPECIAL TEAMS

P	Eric Schwan	Jr	NSU
K	Scott Talcott	So	SMSU
KR	Jason Simmons	Sr	CSP
PR	Ryan Hudgins	Jr	UIU

OFFENSIVE PLAYER OF THE YEAR

RB	Zach Molacek	Sr	WSC
----	--------------	----	-----

OFFENSIVE NEWCOMER OF THE YEAR

QB	Justin Long	So	MSUM
----	-------------	----	------

DEFENSIVE PLAYER OF THE YEAR

LB	John Tackmann	Sr	WSU
----	---------------	----	-----

FIRST-TEAM ALL-NSIC DEFENSE

DE	Colin Charlson	Sr	WSU
DE	Mark Majerus	Sr	MSUM
DT	►Zach Stafford	Jr	BSU
DT	Eric Power	Sr	CSP
LB	John Tackmann	Sr	WSU
LB	Rudy Jones	Sr	NSU
LB	Jon Kubat	Sr	SMSU
CB	Antonio Brown	Sr	CSP
CB	Shawn Cunningham	Jr	WSU
S	Una Latu	Sr	NSU
S	Josh Jones	So	MSUM

SECOND-TEAM ALL-NSIC DEFENSE

DE	►Robert Molstad	Jr	BSU
DE	Brendan Osuocha	Sr	SMSU
DT	Kia Tupou	Sr	NSU
DT	Dave Brown	Sr	WSU
LB	►Zach Christ	Jr	BSU
LB	►Matt Herber	Jr	BSU
LB	Zach Coaquette	Jr	UMC
CB	►Willy Plancher	Jr	BSU
CB	Omari Green	Sr	WSC
S	Jon Junelius	Sr	SMSU
S	►Jeremiah Jooohnson	Jr	BSU

HONORABLE MENTION ALL-NSIC DEFENSE

LB	►Ben Baratto	Sr	BSU
DL	Ben Schumacher	Jr	CSP
DB	Jordan Frain	Jr	CSP
SS	Rojeer Wright	Fr	CSP
SS	Michell Dolfuss	Jr	UMC
DL	Jason Raupp	Jr	UMC
DE	Dave Bosch	Sr	MSUM
S	Mitch Jeppeson	Sr	MSUM
DL	Drew Waters	Jr	MSUM
DE	Bryar Johnson	So	NSU
DB	Jackson Hegerfeld	Jr	NSU
CB	Willie Sutton	Jr	SMSU
LB	Ben Adams	Jr	SMSU
LB	Chris Spier	Sr	UIU
LB	Luke Hoffman	So	WSC
DB	Adam Peterson	Sr	WSC
LB	Nick Baldetti	Jr	WSC
DL	Sean Tili	Sr	WSC
S	Craig Martindale	Jr	WSU
SS	Tyler Perlette	So	WSU
LB	Marcus LaBadie	Jr	WSU

HONORABLE MENTION ALL-NSIC SPECIAL TEAMS

P	►Michael McDonald	Jr	BSU
KR	Jabari Taylor	Fr	MSUM
PR	Carey Rottman	So	WSU

DEFENSIVE NEWCOMER OF THE YEAR

DT	Brad Wolf	Jr	SMSU
----	-----------	----	------

GLEN GALLIGAN AWARD

LB	John Tackmann	Sr	WSU
----	---------------	----	-----

COACH OF THE YEAR

►Jeff Tesch	BSU
-------------	-----

BEMIDJI STATE FOOTBALL

2006 Northern Sun Intercollegiate Conference Recap TEAM ALL-GAME LEADERS

SCORING OFFENSE	G	TD	XP	2XP	DXP	FG	Saf	Pts	Avg
►Bemidji State	12	47	39	3	0	4	5	349	29.1
Concordia-St.Paul	11	34	29	0	0	6	1	253	23.0
Winona State	12	33	29	3	0	13	2	276	23.0
MSU Moorhead	11	36	11	6	0	3	1	250	22.7
Upper Iowa	11	32	27	1	0	9	0	248	22.5
Mary (N.D.)	10	28	22	0	0	4	1	204	20.4
SW Minnesota State	11	26	22	4	0	11	1	221	20.1
Wayne State	11	27	24	1	0	6	0	206	18.7
Northern State	11	26	14	4	0	6	0	196	17.8
Minnesota, Crookston	11	6	3	0	0	0	0	39	3.5

SCORING DEFENSE	G	TD	XP	2XP	DXP	FG	Saf	Pts	Avg
Winona State	12	28	24	2	0	6	0	214	17.8
►Bemidji State	12	30	22	1	0	4	1	218	18.2
Mary (N.D.)	10	24	20	1	0	5	1	183	18.3
MSU Moorhead	11	27	19	3	0	7	1	210	19.1
Northern State	11	28	20	2	0	5	2	211	19.2
SW Minnesota State	11	27	17	3	0	8	2	213	19.4
Wayne State (Neb.)	11	30	23	2	0	10	0	237	21.5
Concordia-St.Paul	11	36	28	2	0	8	0	272	24.7
Upper Iowa	11	44	34	2	0	9	1	331	30.1
Minnesota, Crookston	11	64	59	1	0	8	1	471	42.8

PASSING OFFENSE	G	Att	Cmp	Int	Pct.	Yds	Avg	TD	Yds/G
Upper Iowa	11	401	235	18	58.6	2799	7.0	15	254.5
MSU Moorhead	11	375	243	12	64.8	2722	7.3	23	247.5
Northern State	11	448	265	12	59.2	2616	5.8	18	237.8
Concordia-St.Paul	11	344	202	12	58.7	2413	7.0	20	219.4
Mary (N.D.)	10	338	187	13	55.3	1931	5.7	18	193.1
SW Minnesota State	11	319	184	12	57.7	2016	6.3	4	183.3
Winona State	12	340	174	8	51.2	2198	6.5	14	183.2
Wayne State (Neb.)	11	302	133	14	44.0	1906	6.3	14	173.3
►Bemidji State	12	298	170	13	57.0	1987	6.7	19	165.6
Minnesota, Crookston	11	280	129	25	46.1	1365	4.9	4	124.1

PASSING DEFENSE	G	Att	Cmp	Int	Pct.	Yds	Avg	TD	Yds/G
Northern State	11	297	161	12	54.2	1881	6.3	16	171.0
Mary (N.D.)	10	304	172	12	56.6	1805	5.9	12	180.5
SW Minnesota State	11	303	172	7	56.8	2002	6.6	12	182.0
Minnesota, Crookston	11	283	160	7	56.5	2027	7.2	25	184.3
►Bemidji State	12	382	202	22	52.9	2386	6.2	14	198.8
MSU Moorhead	11	330	186	25	56.4	2205	6.7	12	200.5
Winona State	12	388	228	14	58.8	2450	6.3	14	204.2
Upper Iowa	11	301	174	11	57.8	2272	7.5	21	206.5
Wayne State	11	377	223	17	59.2	2360	6.3	11	214.5
Concordia-St.Paul	11	374	228	6	61.0	2559	6.8	19	232.6

KICKOFF RETURNS	G	Ret	Yds	TD	Avg
►Bemidji State	12	35	675	1	19.3
Northern State	11	35	614	0	17.5
SW Minnesota State	11	32	549	0	17.2
Upper Iowa	11	48	806	0	16.8
Winona State	12	41	673	0	16.4
Wayne State (Neb.)	11	34	552	0	16.2
Concordia-St.Paul	11	49	783	0	16.0
MSU Moorhead	11	33	526	1	15.9
Minnesota, Crookston	11	71	1092	0	15.4
Mary (N.D.)	10	27	400	0	14.8

PUNTING	G	No	Yds	Avg	Ret	Yds	Avg	Net/P
Winona State	12	70	2816	40.2	34	339	4.8	35.4
►Bemidji State	12	57	2142	37.6	30	187	3.3	34.3
Concordia-St.Paul	11	53	1827	34.5	15	99	1.9	32.6
Northern State	11	51	1916	37.6	25	258	5.1	32.5
SW Minnesota State	11	44	1449	32.9	10	49	1.1	31.8
Mary (N.D.)	10	53	1913	36.1	30	261	4.9	31.2
Upper Iowa	11	48	1663	34.6	26	170	3.5	31.1
Wayne State	11	61	2049	33.6	24	242	4.0	29.6
MSU Moorhead	11	46	1579	34.3	21	243	5.3	29.0
Minnesota, Crookston	11	70	2108	30.1	29	250	3.6	26.5

TURNOVER MARGIN	G	Gained			Lost			Mar	Per/G
		Fum	INT	Tot	Fum	INT	Tot		
Winona State	12	14	14	28	4	8	12	+16	1.33
Wayne State (Neb.)	11	15	17	32	6	14	20	+12	1.09
MSU Moorhead	11	8	25	33	10	12	22	+11	1.00
Mary (N.D.)	10	13	12	25	4	13	17	+8	0.80
►Bemidji State	12	8	22	30	13	13	26	+4	0.33
Northern State	11	8	12	20	6	12	18	+2	0.18
Concordia-St.Paul	11	12	6	18	10	12	22	-4	-0.36
Upper Iowa	11	13	11	24	16	18	34	-10	-0.91
SW Minnesota State	11	7	7	14	15	12	27	-13	-1.18
Minnesota, Crookston	11	8	7	15	12	25	37	-22	-2.00

RUSHING OFFENSE	G	Att	Yds	Avg	TD	Yds/G
►Bemidji State	12	533	1858	3.5	23	154.8
Wayne State (Neb.)	11	365	1595	4.4	12	145.0
Upper Iowa	11	387	1548	4.0	15	140.7
Mary (N.D.)	10	291	1068	3.7	9	106.8
MSU Moorhead	11	323	1162	3.6	10	105.6
Concordia-St.Paul	11	334	1154	3.5	13	104.9
SW Minnesota State	11	375	1147	3.1	19	104.3
Winona State	12	392	1211	3.1	16	100.9
Northern State	11	288	610	2.1	4	55.5
Minnesota, Crookston	11	324	461	1.4	2	41.9

RUSHING DEFENSE	G	Att	Yds	Avg	TD	Yds/G
►Bemidji State	12	332	623	1.9	13	51.9
Winona State	12	379	1277	3.4	11	106.4
SW Minnesota State	11	400	1227	3.1	13	111.5
MSU Moorhead	11	383	1228	3.2	13	111.6
Concordia-St.Paul	11	321	1273	4.0	13	115.7
Mary (N.D.)	10	312	1164	3.7	12	116.4
Northern State	11	376	1296	3.4	10	117.8
Wayne State (Neb.)	11	379	1596	4.2	15	145.1
Upper Iowa	11	402	2053	5.1	21	186.6
Minnesota, Crookston	11	432	2308	5.3	31	209.8

TOTAL OFFENSE	G	Rush	Pass	Play	Yds	Avg/P	TD	Yds/G
Upper Iowa	11	1548	2799	788	4347	5.5	30	395.2
MSU Moorhead	11	1162	2722	698	3884	5.6	33	353.1
Concordia-St.Paul	11	1154	2413	678	3567	5.3	33	324.3
►Bemidji State	12	1858	1987	831	3845	4.6	42	320.4
Wayne State (Neb.)	11	1595	1906	667	3501	5.2	26	318.3
Mary (N.D.)	10	1068	1931	629	2999	4.8	27	299.9
Northern State	11	610	2616	736	3226	4.4	22	293.3
SW Minnesota State	11	1147	2016	694	3163	4.6	23	287.5
Winona State	12	1211	2198	732	3409	4.7	30	284.1
Minnesota, Crookston	11	461	1365	604	1826	3.0	6	166.0

TOTAL DEFENSE	G	Rush	Pass	Play	Yds	Avg/P	TD	Yds/G
►Bemidji State	12	623	2386	714	3009	4.2	27	250.8
Northern State	11	1296	1881	673	3177	4.7	26	288.8
SW Minnesota State	11	1227	2002	703	3229	4.6	25	293.5
Mary (N.D.)	10	1164	1805	616	2969	4.8	24	296.9
Winona State	12	1277	2450	767	3727	4.9	25	310.6
MSU Moorhead	11	1228	2205	713	3433	4.8	25	312.1
Concordia-St.Paul	11	1273	2559	695	3832	5.5	32	348.4
Wayne State	11	1596	2360	756	3956	5.2	26	359.6
Upper Iowa	11	2053	2272	703	4325	6.2	42	393.2
Minnesota, Crookston	11	2308	2027	715	4335	6.1	56	394.1

PUNT RETURNS	G	Ret	Yds	TD	Avg
Upper Iowa	11	22	282	1	12.8
Winona State	12	24	278	0	11.6
Mary (N.D.)	10	10	110	0	11.0
Wayne State	11	22	171	0	7.8
SW Minnesota State	11	24	184	2	7.7
►Bemidji State	12	30	226	1	7.5
Northern State	11	29	217	2	7.5
Concordia-St.Paul	11	21	142	0	6.8
MSU Moorhead	11	21	141	0	6.7
Minnesota, Crookston	11	7	32	0	4.6

PASS EFFICIENCY	G	Att	Cmp	Pct.	INT	Yds	TD	Effic
MSU Moorhead	11	375	243	.648	12	2722	23	139.6
Concordia-St.Paul	11	344	202	.587	12	2413	20	129.9
►Bemidji State	12	298	170	.570	13	1987	19	125.4
Upper Iowa	11	401	235	.586	18	2799	15	120.6
Northern State	11	448	265	.592	12	2616	18	116.1
Winona State	12	340	174	.512	8	2198	14	114.4
Mary (N.D.)	10	338	187	.553	13	1931	18	113.2
SW Minnesota								

ARMY STATE FOOTBALL

2006 Northern Sun Intercollegiate Conference Recap INDIVIDUAL ALL-GAME LEADERS

RUSHING	Team	CI	G	Att	Yds	Avg	TD	Yds/G
Molacek, Zach	WSC	SR	11	219	1155	5.3	10	105.0
Hicks, T.C.	UIU	JR	10	157	758	4.8	9	75.8
▶Watson, Eurice	BSU	SO	10	175	723	4.1	7	72.3
Wysong, Zach	SMSU	FR	10	120	603	5.0	5	60.3
Gilles, Enol	MSUM	FR	11	118	654	5.5	6	59.5
Fleck, Justin	UM	SR	10	128	588	4.6	6	58.8
Cawthorn, Aaron	CSP	SR	11	124	605	4.9	5	55.0
Wiese, Alex	WSU	JR	12	136	613	4.5	7	51.1
▶Moore, James	BSU	SO	10	116	491	4.2	6	49.1
Driscoll, Chuck	NSU	SR	11	103	483	4.7	2	43.9

PASSING AVG/GM	Team	CI	G	Att	Cmp	Int	Pct.	Yds	TD	Avg/G
Long, Dustin	MSUM	JR	11	354	230	10	65.0	2522	20	229.3
Jones, Andrew	UIU	SR	11	307	181	16	59.0	2215	12	201.4
Shudlick, Josh	SMSU	SO	10	280	170	10	60.7	1891	4	189.1
Goodchild, Kole	CSP	JR	11	293	172	10	58.7	2012	16	182.9
Sandy,Blair	UM	JR	9	258	142	6	55.0	1468	14	163.1
Fluellen, Silas	WSC	FR	11	243	105	8	43.2	1595	13	145.0
▶Wardrobe, Cory	BSU	FR	9	153	96	3	62.7	1187	11	131.9
Boettcher,Aaron	WSU	SR	9	155	77	7	49.7	1069	8	118.8
Zellmer,Chris	UMC	SR	11	199	100	15	50.3	1025	4	93.2

* minimum 15 attempts per game

TOTAL OFFENSE	Team	CI	G	Rush	Pass	Plays	Total	Yds/G
Long, Dustin	MSUM	JR	11	115	2522	431	2637	239.7
Jones, Andrew	UIU	SR	11	211	2215	404	2426	220.5
Goodchild, Kole	CSP	JR	11	278	2012	401	2290	208.2
Shudlick, Josh	SMSU	SO	10	-76	1891	352	1815	181.5
Sandy,Blair	UM	JR	9	156	1468	339	1624	180.4
Fluellen, Silas	WSC	FR	11	118	1595	284	1713	155.7
▶Wardrobe, Cory	BSU	FR	9	185	1187	244	1372	152.4
Boettcher,Aaron	WSU	SR	9	-25	1069	186	1044	116.0
Molacek, Zach	WSC	SR	11	1155	0	219	1155	105.0
Zellmer,Chris	UMC	SR	11	-31	1025	235	994	90.4

RECEPTIONS/GM	Team	CI	G	Rec	Yds	Avg	TD	Rec/G
Jark, Brian	NSU	FR	11	84	925	9	11.0	7.64
Ginsbach, Wade	NSU	SR	9	56	505	4	9.0	6.22
Croker, Dwayne	UIU	JR	11	66	1023	5	15.5	6.00
Green, Bruce	MSUM	JR	11	66	816	12	12.4	6.00
Wall ,Matt	UM	JR	10	50	709	7	14.2	5.00
Taylor, Jabari	MSUM	FR	10	50	536	2	10.7	5.00
Ruffin, Tyrone	CSP	SO	11	54	749	7	13.9	4.91
▶Schreiber, Anthony	BSU	JR	12	58	790	6	13.6	4.83
Hudgins, Ryan	UIU	JR	11	53	575	4	10.8	4.82
Cahoy, Michael	NSU	JR	10	47	449	1	9.6	4.70

RECEIVE YDS/GM	Team	CI	G	Rec	Yds	TD	Avg	Yds/G
Croker, Dwayne	UIU	JR	11	66	1023	5	15.5	93.0
Jark, Brian	NSU	FR	11	84	925	9	11.0	84.1
Green, Bruce	MSUM	JR	11	66	816	12	12.4	74.2
Wall,Matt	UM	JR	10	50	709	7	14.2	70.9
Ruffin, Tyrone	CSP	SO	11	54	749	7	13.9	68.1
▶Schreiber, Anthony	BSU	JR	12	58	790	6	13.6	65.8
Masters, Logan	WSC	FR	11	44	693	7	15.8	63.0
Ginsbach, Wade	NSU	SR	9	56	505	4	9.0	56.1
Peters, Scott	WSU	JR	11	38	605	8	15.9	55.0
Taylor, Jabari	MSUM	FR	10	50	536	2	10.7	53.6

ALL PURPOSE	Team	CI	G	Rush	Rcv	PR	KR	Yds	Avg/G
Croker, Dwayne	UIU	JR	11	77	1023	0	282	1382	125.6
Molacek, Zach	WSC	SR	11	1155	177	0	0	1332	121.1
Jark, Brian	NSU	FR	11	36	925	14	170	1145	104.1
Hudgins, Ryan	UIU	JR	11	36	575	272	255	1138	103.5
▶Schreiber, Anthony	BSU	JR	12	127	790	212	41	1170	97.5
Hicks, T.C.	UIU	JR	10	758	109	0	104	971	97.1
Fleck,Justin	UM	SR	10	588	235	64	49	936	93.6
Wysong, Zach	SMSU	FR	10	603	189	144	0	936	93.6
Simmons, Jason	CSP	SR	11	0	412	0	437	899	81.7
▶Watson, Eurice	BSU	SO	10	723	79	0	0	802	80.2

INTERCEPTIONS	Team	CI	G	INT	Yds	TD	Int/G
Jones, Josh	MSUM	SO	11	10	138	0	0.91
Peterson, Adam	WSC	SR	11	4	66	0	0.36
▶Heber, Matt	BSU	JR	12	4	86	2	0.33
Yewman, Kenzie	WSU	JR	10	3	77	0	0.30
Ashton,Tyler	UM	JR	10	3	50	0	0.30
McGruder, Nate	NSU	SO	10	3	36	0	0.30
Melland,Shawn	UM	SO	10	3	20	0	0.30
Williams, D.W.	UIU	JR	11	3	114	0	0.27
Cunningham, Shawn	WSU	JR	11	3	45	1	0.27
Jones, Calvin	UIU	SR	11	3	25	0	0.27

PASS EFFICIENCY	Team	CI	G	Att	Cmp	Int	Pct.	Yds	TD	Eff.
▶Wardrobe, Cory	BSU	FR	9	153	96	3	62.7	1187	11	147.7
Long, Dustin	MSUM	JR	11	354	230	10	65.0	2522	20	137.8
Goodchild, Kole	CSP	JR	11	293	172	10	58.7	2012	16	127.6
Jones, Andrew	UIU	SR	11	307	181	16	59.0	2215	12	122.0
Sandy,Blair	UM	JR	9	258	142	6	55.0	1468	14	116.1
Boettcher,Aaron	WSU	SR	9	155	77	7	49.7	1069	8	115.6
Shudlick, Josh	SMSU	SO	10	280	170	10	60.7	1891	4	115.0
Fluellen, Silas	WSC	FR	11	243	105	8	43.2	1595	13	109.4
Zellmer,Chris	UMC	SR	11	199	100	15	50.3	1025	4	85.1

* minimum 15 attempts per game

PUNT RETURN AVG	Team	CI	G	Ret	Yds	TD	Avg
Hudgins, Ryan	UIU	JR	11	21	272	1	13.0
Spring, Randy	WSU	SO	12	22	212	0	9.6
Wysong, Zach	SMSU	FR	10	17	144	1	8.5
▶Schreiber, Anthony	BSU	JR	12	26	212	1	8.2
Peterson, Josh	WSC	SR	11	18	129	0	7.2
Smith, Bert	MSUM	JR	11	20	141	0	7.1
West, Warner	NSU	JR	11	22	93	0	4.2

KICK RETURN AVG	Team	CI	G	Ret	Yds	TD	Avg
▶Hawks, Jonathan	BSU	SR	12	16	508	1	31.8
Jean-Francois,K.	SMSU	SR	9	14	315	0	22.5
Simmons, Jason	CSP	SR	11	20	437	0	21.9
McMullen,Calvin	UMC	JR	10	20	417	0	20.9
Croker, Dwayne	UIU	JR	11	14	282	0	20.1
Hudgins, Ryan	UIU	JR	11	14	255	0	18.2
West, Warner	NSU	JR	11	14	244	0	17.4
Meyer, Eric	WSC	FR	11	11	187	0	17.0
Rottman, Carey	WSU	SO	12	15	237	0	15.8
Gilles, Enol	MSUM	FR	11	14	202	0	14.4

PUNTING	Team	CI	G	Punts	Yds	Avg
Salerno, Mike	WSU	SO	12	70	2816	40.2
▶McDonald, Michael	BSU	JR	12	57	2142	37.6
Schwan, Eric	NSU	JR	11	51	1916	37.6
Helgeson,Saul	UM	JR	10	51	1902	37.3
Johnson, Brody	CSP	SR	11	47	1681	35.8
Jones, Andrew	UIU	SR	11	24	837	34.9
DeLaet, Ian	WSC	SO	9	29	974	33.6
Roethler, Korey	SMSU	SO	11	36	1188	33.0

SCORING	Team	CI	G	TD	XPT	FG	Pts	Pts/G
Green, Bruce	MSUM	JR	11	12	4	0	76	6.9
Salerno, Mike	WSU	SO	12	0	29	13	68	5.7
Talcott, Scott	SMSU	SO	10	0	22	11	55	5.5
Molacek, Zach	WSC	SR	11	10	0	0	60	5.5
Hicks, T.C.	UIU	JR	10	9	0	0	54	5.4
Jark, Brian	NSU	FR	11	9	0	0	54	4.9
Fleck,Justin	UM	SR	10	8	0	0	48	4.8
Wiese, Alex	WSU	JR	12	9	2	0	56	4.7
Van Horn, Derek	UIU	FR	11	0	27	8	51	4.6
▶Schreiber, Anthony	BSU	JR	12	9	0	0	54	4.5

BEMIDJI STATE FOOTBALL

2006 Northern Sun Intercollegiate Conference Recap TEAM NSIC-ONLY LEADERS

SCORING OFFENSE	G	TD	XP	2XP	DXP	FG	Saf	Pts	Avg
►Bemidji State	8	36	29	2	0	3	3	264	33.0
Winona State	8	27	23	3	0	12	1	229	28.6
Concordia-St.Paul	8	28	25	0	0	5	0	208	26.0
Upper Iowa	8	25	23	0	0	7	0	194	24.2
Wayne State (Neb.)	8	21	18	1	0	6	0	164	20.5
MSU Moorhead	8	23	6	5	0	2	1	162	20.2
Northern State	8	19	10	3	0	5	0	145	18.1
SW Minnesota State	8	16	13	3	0	8	1	141	17.6
Minnesota, Crookston	8	5	3	0	0	0	0	33	4.1

SCORING DEFENSE	G	TD	XP	2XP	DXP	FG	Saf	Pts	Avg
Winona State	8	12	9	1	0	3	0	92	11.5
►Bemidji State	8	17	11	1	0	3	0	124	15.5
Northern State	8	19	12	2	0	3	2	143	17.9
Concordia-St.Paul	8	20	13	2	0	5	0	152	19.0
SW Minnesota State	8	20	15	3	0	8	1	167	20.9
Wayne State (Neb.)	8	21	16	2	0	7	0	167	20.9
MSU Moorhead	8	22	14	3	0	6	1	172	21.5
Upper Iowa	8	27	21	2	0	8	1	213	26.6
Minnesota, Crookston	8	42	39	1	0	5	1	310	38.8

PASSING OFFENSE	G	Att	Cmp	Int	Pct	Yds	Avg	TD	Yds/G
Concordia-St.Paul	8	259	156	6	60.2	2019	7.8	19	252.4
MSU Moorhead	8	277	176	10	63.5	1970	7.1	15	246.2
Northern State	8	334	197	9	59.0	1959	5.9	13	244.9
Upper Iowa	8	283	162	13	57.2	1936	6.8	11	242.0
Winona State	8	219	116	6	53.0	1558	7.1	11	194.8
SW Minnesota State	8	233	141	8	60.5	1485	6.4	4	185.6
Wayne State (Neb.)	8	222	103	13	46.4	1465	6.6	12	183.1
►Bemidji State	8	175	109	9	62.3	1325	7.6	13	165.6
Minnesota, Crookston	8	212	98	16	46.2	992	4.7	3	124.0

PASSING DEFENSE	G	Att	Cmp	Int	Pct	Yds	Avg	TD	Yds/G
Northern State	8	204	106	9	52.0	1303	6.4	13	162.9
SW Minnesota State	8	218	125	5	57.3	1444	6.6	7	180.5
Winona State	8	256	149	12	58.2	1567	6.1	8	195.9
Minnesota, Crookston	8	209	122	6	58.4	1593	7.6	20	199.1
►Bemidji State	8	278	140	15	50.4	1681	6.0	8	210.1
MSU Moorhead	8	248	141	16	56.9	1707	6.9	11	213.4
Concordia-St.Paul	8	270	162	5	60.0	1746	6.5	12	218.2
Wayne State (Neb.)	8	288	173	11	60.1	1788	6.2	7	223.5
Upper Iowa	8	243	140	11	57.6	1880	7.7	15	235.0

KICKOFF RETURNS	G	Ret	Yds	TD	Avg
►Bemidji State	8	22	448	1	20.4
SW Minnesota State	8	24	419	0	17.5
Upper Iowa	8	33	574	0	17.4
Wayne State (Neb.)	8	25	422	0	16.9
Northern State	8	25	420	0	16.8
MSU Moorhead	8	25	416	1	16.6
Winona State	8	19	311	0	16.4
Minnesota, Crookston	8	48	747	0	15.6
Concordia-St.Paul	8	27	398	0	14.7

PUNTING	G	No	Yds	Avg	Ret	Yds	Avg	Net/P
Winona State	8	39	1597	40.9	19	144	3.7	37.3
Northern State	8	40	1551	38.8	17	124	3.1	35.7
►Bemidji State	8	36	1336	37.1	21	107	3.0	34.1
Concordia-St.Paul	8	34	1186	34.9	12	71	2.1	32.8
SW Minnesota State	8	34	1068	31.4	7	24	0.7	30.7
Upper Iowa	8	35	1174	33.5	20	138	3.9	29.6
MSU Moorhead	8	36	1232	34.2	18	226	6.3	27.9
Minnesota, Crookston	8	49	1481	30.2	21	126	2.6	27.7
Wayne State (Neb.)	8	37	1204	32.5	17	217	5.9	26.7

TURNOVER MARGIN	G	Gained			Lost			Mar	Per/G
		Fum	INT	Tot	Fum	INT	Tot		
Winona State	8	9	12	21	4	6	10	+11	1.38
MSU Moorhead	8	7	16	23	6	10	16	+7	0.88
Concordia-St.Paul	8	10	5	15	6	6	12	+3	0.38
Northern State	8	7	9	16	4	9	13	+3	0.38
Wayne State (Neb.)	8	10	11	21	6	13	19	+2	0.25
►Bemidji State	8	4	15	19	9	9	18	+1	0.12
Upper Iowa	8	9	11	20	11	13	24	-4	-0.50
Minnesota, Crookston	8	7	6	13	8	16	24	-11	-1.38
SW Minnesota State	8	5	5	10	14	8	22	-12	-1.50

RUSHING OFFENSE	G	Att	Yds	Avg	TD	Yds/G
Wayne State (Neb.)	8	276	1341	4.9	9	167.6
►Bemidji State	8	360	1277	3.5	18	159.6
Upper Iowa	8	299	1259	4.2	13	157.4
Winona State	8	268	998	3.7	13	124.8
Concordia-St.Paul	8	245	888	3.6	8	111.0
MSU Moorhead	8	228	724	3.2	5	90.5
SW Minnesota State	8	263	717	2.7	11	89.6
Northern State	8	222	496	2.2	3	62.0
Minnesota, Crookston	8	246	457	1.9	2	57.1

RUSHING DEFENSE	G	Att	Yds	Avg	TD	Yds/G
►Bemidji State	8	206	280	1.4	7	35.0
Winona State	8	251	551	2.2	2	68.9
Concordia-St.Paul	8	246	828	3.4	6	103.5
Wayne State (Neb.)	8	254	849	3.3	10	106.1
Northern State	8	285	996	3.5	5	124.5
MSU Moorhead	8	285	1008	3.5	10	126.0
SW Minnesota State	8	293	1034	3.5	12	129.2
Upper Iowa	8	272	1168	4.3	11	146.0
Minnesota, Crookston	8	315	1443	4.6	19	180.4

TOTAL OFFENSE	G	Rush	Pass	Play	Yds	Avg/P	TD	Yds/G
Upper Iowa	8	1259	1936	582	3195	5.5	24	399.4
Concordia-St.Paul	8	888	2019	504	2907	5.8	27	363.4
Wayne State (Neb.)	8	1341	1465	498	2806	5.6	21	350.8
MSU Moorhead	8	724	1970	505	2694	5.3	20	336.8
►Bemidji State	8	1277	1325	535	2602	4.9	31	325.2
Winona State	8	998	1558	487	2556	5.2	24	319.5
Northern State	8	496	1959	556	2455	4.4	16	306.9
SW Minnesota State	8	717	1485	496	2202	4.4	15	275.2
Minnesota, Crookston	8	457	992	458	1449	3.2	5	181.1

TOTAL DEFENSE	G	Rush	Pass	Play	Yds	Avg/P	TD	Yds/G
►Bemidji State	8	280	1681	484	1961	4.1	15	245.1
Winona State	8	551	1567	507	2118	4.2	10	264.8
Northern State	8	996	1303	489	2299	4.7	18	287.4
SW Minnesota State	8	1034	1444	511	2478	4.8	19	309.8
Concordia-St.Paul	8	828	1746	516	2574	5.0	18	321.8
Wayne State (Neb.)	8	849	1788	542	2637	4.9	17	329.6
MSU Moorhead	8	1008	1707	533	2715	5.1	21	339.4
Minnesota, Crookston	8	1443	1593	524	3036	5.8	39	379.5
Upper Iowa	8	1168	1880	515	3048	5.9	26	381.0

PUNT RETURNS	G	Ret	Yds	TD	Avg
Upper Iowa	8	18	234	1	13.0
Winona State	8	18	211	0	11.7
Wayne State (Neb.)	8	17	143	0	8.4
►Bemidji State	8	26	210	1	8.1
Northern State	8	23	159	1	6.9
Concordia-St.Paul	8	14	86	0	6.1
Minnesota, Crookston	8	5	23	0	4.6
SW Minnesota State	8	18	78	1	4.3
MSU Moorhead	8	13	33	0	2.5

PASS EFFICIENCY	G	Att	Cmp	Pct	INT	Yds	TD	Effic
Concordia-St.Paul	8	259	156	.602	6	2019	19	145.3
►Bemidji State	8	175	109	.623	9	1325	13	140.1
MSU Moorhead	8	277	176	.635	10	1970	15	133.9
Winona State	8	219	116	.530	6	1558	11	123.8
Upper Iowa	8	283	162	.572	13	1936	11	118.3
Northern State	8	334	197	.590	9	1959	13	115.7
SW Minnesota State	8	233	141	.605	8	1485	4	112.8
Wayne State (Neb.)	8	222	103	.464	13	1465	12	108.0
Minnesota, Crookston	8	212	98	.462	16	992	3	75.1

PASS EFFICIENCY DEF	G	Att	Cmp	Pct	INT	Yds	TD	Effic
►Bemidji State	8	278	140	.504	15	1681	8	99.9
Winona State	8	256	149	.582	12	1567	8	110.6
Wayne State (Neb.)	8	288	173	.601	11	1788	7	112.6
MSU Moorhead	8	248	141	.569	16	1707	11	116.4
Northern State	8	204	106	.520	9	1303	3	117.8
SW Minnesota State	8	218	125	.573	14	1444	7	119.0
Concordia-St.Paul	8	270	162	.600	5	1746	12	125.3
Upper Iowa	8	243	140	.576	11	1880	15	133.9
Minnesota, Crookston	8	209	122	.584	16	1593	20	148.2

BSU MIDJI STATE FOOTBALL

2006 Northern Sun Intercollegiate Conference Recap INDIVIDUAL NSIC-ONLY LEADERS

RUSHING	Team	CI	G	Att	Yds	Avg	TD	Yds/G
Molacek, Zach	WSC	SR	8	163	938	5.8	8	117.2
Hicks, T.C.	UIU	JR	8	132	570	4.3	8	71.2
►Watson, Eurice	BSU	SO	7	112	457	4.1	5	65.3
Gilles, Enol	MSUM	FR	8	91	451	5.0	3	56.4
Wysong, Zach	SMSU	FR	7	85	380	4.5	2	54.3
►Moore, James	BSU	SO	7	84	353	4.2	4	50.4
Driscoll, Chuck	NSU	SR	8	85	396	4.7	1	49.5
Wiese, Alex	WSU	JR	8	80	373	4.7	5	46.6
Cawthorn, Aaron	CSP	SR	8	86	372	4.3	3	46.5
Speed, D.J.	UIU	JR	8	52	347	6.7	3	43.4

PASSING AVG/GM	Team	CI	G	Att	Cmp	Int	Pct.	Yds	TD	Avg/G
Long, Dustin	MSUM	JR	8	257	163	8	63.4	1770	12	221.2
Jones, Andrew	UIU	SR	8	250	143	13	57.2	1746	9	218.2
Goodchild, Kole	CSP	JR	8	230	137	5	59.6	1741	15	217.6
Shudlick, Josh	SMSU	SO	8	229	141	8	61.6	1485	4	185.6
Fluellen, Silas	WSC	FR	8	180	83	8	46.1	1251	11	156.4
Boettcher, Aaron	WSU	SR	7	132	67	5	50.8	955	8	136.4
►Wardrobe, Cory	BSU	FR	7	110	74	3	67.3	928	10	132.6
Zellmer, Chris	UMC	SR	8	152	76	9	50.0	719	3	89.9

* minimum 15 attempts per game

TOTAL OFFENSE	Team	CI	G	Rush	Pass	Plays	Total	Yds/G
Goodchild, Kole	CSP	JR	8	280	1741	303	2021	252.6
Jones, Andrew	UIU	SR	8	202	1746	333	1948	243.5
Long, Dustin	MSUM	JR	8	75	1770	313	1845	230.6
Shudlick, Josh	SMSU	SO	8	-37	1485	291	1448	181.0
Fluellen, Silas	WSC	FR	8	139	1251	211	1390	173.8
►Wardrobe, Cory	BSU	FR	7	138	928	176	1066	152.3
Boettcher, Aaron	WSU	SR	7	-3	955	155	952	136.0
Molacek, Zach	WSC	SR	8	938	0	163	938	117.2
Zellmer, Chris	UMC	SR	8	2	719	176	721	90.1
Hicks, T.C.	UIU	JR	8	570	0	132	570	71.2

RECEPTIONS/GM	Team	CI	G	Rec	Yds	Avg	TD	Rec/G
Jark, Brian	NSU	FR	8	62	607	6	9.8	7.75
Green, Bruce	MSUM	JR	8	54	632	10	11.7	6.75
Ginsbach, Wade	NSU	SR	6	38	357	2	9.4	6.33
Taylor, Jabari	MSUM	FR	7	40	468	2	11.7	5.71
Ruffin, Tyrone	CSP	SO	8	42	596	6	14.2	5.25
Croker, Dwayne	UIU	JR	8	41	649	3	15.8	5.12
Cahoy, Michael	NSU	JR	8	38	392	1	10.3	4.75
►Schreiber, Anthony	BSU	JR	8	37	560	4	15.1	4.62
Williams, Antwon	CSP	JR	8	37	433	3	11.7	4.62
Hudgins, Ryan	UIU	JR	8	36	390	3	10.8	4.50

RECEIVE YDS/GM	Team	CI	G	Rec	Yds	TD	Avg	Yds/G
Croker, Dwayne	UIU	JR	8	41	649	3	15.8	81.1
Green, Bruce	MSUM	JR	8	54	632	10	11.7	79.0
Jark, Brian	NSU	FR	8	62	607	6	9.8	75.9
Ruffin, Tyrone	CSP	SO	8	42	596	6	14.2	74.5
►Schreiber, Anthony	BSU	JR	8	37	560	4	15.1	70.0
Masters, Logan	WSC	FR	8	34	544	5	16.0	68.0
Taylor, Jabari	MSUM	FR	7	40	468	2	11.7	66.9
Peters, Scott	WSU	JR	7	22	417	6	19.0	59.6
Ginsbach, Wade	NSU	SR	6	38	357	2	9.4	59.5
Williams, Antwon	CSP	JR	8	37	433	3	11.7	54.1

ALL PURPOSE	Team	CI	G	Rush	Rcv	PR	KR	Yds	Avg/G
Molacek, Zach	WSC	SR	8	938	136	0	0	1074	134.2
►Schreiber, Anthony	BSU	JR	8	129	560	196	10	895	111.9
Croker, Dwayne	UIU	JR	8	47	649	0	149	845	105.6
Hudgins, Ryan	UIU	JR	8	15	390	224	211	840	105.0
Hicks, T.C.	UIU	JR	8	570	102	0	104	776	97.0
Jark, Brian	NSU	FR	8	23	607	14	94	738	92.2
Taylor, Jabari	MSUM	FR	7	0	468	0	171	639	91.3
Simmons, Jason	CSP	SR	8	0	373	0	295	718	89.8
Wysong, Zach	SMSU	FR	7	380	157	38	0	575	82.1
Green, Bruce	MSUM	JR	8	0	632	0	3	635	79.4

INTERCEPTIONS	Team	CI	G	INT	Yds	TD	Int/G
►Heber, Matt	BSU	JR	8	4	86	2	0.50
Yewman, Kenzie	WSU	JR	6	3	77	0	0.50
Jones, Josh	MSUM	SO	8	4	43	0	0.50
Williams, D.W.	UIU	JR	8	3	114	0	0.38
Jones, Calvin	UIU	SR	8	3	25	0	0.38
Peterson, Adam	WSC	SR	8	3	20	0	0.38
Kubat, Jon	SMSU	SR	8	3	14	0	0.38
Schaumburg, Eric	MSUM	SO	8	3	13	0	0.38
McGruder, Nate	NSU	SO	7	2	36	0	0.29
McMullen, Calvin	UMC	JR	7	2	6	0	0.29

PASS EFFICIENCY	Team	CI	G	Att	Cmp	Int	Pct.	Yds	TD	Eff.
►Wardrobe, Cory	BSU	FR	7	110	74	3	67.3	928	10	162.7
Goodchild, Kole	CSP	JR	8	230	137	5	59.6	1741	15	140.3
Long, Dustin	MSUM	JR	8	257	163	8	63.4	1770	12	130.5
Boettcher, Aaron	WSU	SR	7	132	67	5	50.8	955	8	124.0
Jones, Andrew	UIU	SR	8	250	143	13	57.2	1746	9	117.3
Fluellen, Silas	WSC	FR	8	180	83	8	46.1	1251	11	115.8
Shudlick, Josh	SMSU	SO	8	229	141	8	61.6	1485	4	114.8
Zellmer, Chris	UMC	SR	8	152	76	9	50.0	719	3	84.4

* minimum 15 attempts per game

PUNT RETURN AVG	Team	CI	G	Ret	Yds	TD	Avg
Hudgins, Ryan	UIU	JR	8	17	224	1	13.2
Spring, Randy	WSU	SO	8	16	145	0	9.1
►Schreiber, Anthony	BSU	JR	8	22	196	1	8.9
Peterson, Josh	WSC	SR	8	13	101	0	7.8
Brown, Antonio	CSP	SR	8	8	37	0	4.6
West, Warner	NSU	JR	8	19	80	0	4.2
Wysong, Zach	SMSU	FR	7	11	38	0	3.5
Smith, Bert	MSUM	JR	8	12	33	0	2.8

KICK RETURN AVG	Team	CI	G	Ret	Yds	TD	Avg
►Hawks, Jonathan	BSU	SR	8	10	362	1	36.2
Jean-Francois, K.	SMSU	SR	6	8	215	0	26.9
Striplin, Laron	WSC	SR	8	8	187	0	23.4
Simmons, Jason	CSP	SR	8	13	295	0	22.7
McMullen, Calvin	UMC	JR	7	15	319	0	21.3
Hudgins, Ryan	UIU	JR	8	11	211	0	19.2
Croker, Dwayne	UIU	JR	8	8	149	0	18.6
West, Warner	NSU	JR	8	10	183	0	18.3
Canny, Rob	UMC	SO	8	8	106	0	13.2
Gilles, Enol	MSUM	FR	8	11	141	0	12.8

PUNTING	Team	CI	G	Punts	Yds	Avg
Salerno, Mike	WSU	SO	8	39	1597	40.9
Schwan, Eric	NSU	JR	8	40	1551	38.8
►McDonald, Michael	BSU	JR	8	36	1336	37.1
Johnson, Brody	CSP	SR	8	32	1154	36.1
Stanek, Tim	MSUM	FR	7	21	742	35.3
Jones, Andrew	UIU	SR	8	20	696	34.8
Hoefling, Kurtis	WSC	SO	6	19	653	34.4
DeLaet, Ian	WSC	SO	7	17	551	32.4
Roethler, Corey	SMSU	SO	8	33	1068	32.4

SCORING	Team	CI	G	TD	XPT	FG	Pts	Pts/G
Green, Bruce	MSUM	JR	8	10	4	0	64	8.0
Salerno, Mike	WSU	SO	8	0	23	12	59	7.4
Hicks, T.C.	UIU	JR	8	8	0	0	48	6.0
Molacek, Zach	WSC	SR	8	8	0	0	48	6.0
Wiese, Alex	WSU	JR	8	7	2	0	44	5.5
Talcott, Scott	SMSU	SO	7	0	13	8	37	5.3
►Schreiber, Anthony	BSU	JR	8	7	0	0	42	5.2
Peters, Scott	WSU	JR	7	6	0	0	36	5.1
Van Horn, Derek	UIU	FR	8	0	23	6	41	5.1
Johnson, Brody	CSP	SR	8	0	25	5	40	5.0

BEMIDJI STATE FOOTBALL

BSU Recordbook THE LAST TIME...

RUSHING / PASSING / RECEIVING COMBOS

100-yard rusher & 100-yard receiver	Eurise Watson (109 rush) & Anthony Schreiber (125 rec) vs. Upper Iowa (11/10/2006)
2 100-yard rushers & 2 100-yard receivers	Eddie Acosta (115 rush) & Dan Mell (116 rush); Jason Leden (158 rec) & Ryan Welle (103 rec.) at Southwest State (10/13/2001)
100-yard rusher, 100-yard receiver & 300-yard passer	Tyler Olson (107 rush) & Michael Nordyke (192 rec) & Adam Noble (172 rec) & Nathan Sannes (500 pass) at Chadron State (9/11/2004)
100 yards rushing & 100 yards receiving	Eddie Acosta (117 rush, 137 rec) vs MSU-Moorhead (10/20/2001)
200 yds pass/100 yds rush	Marty Follis (203/140) vs Neb.-Kearney, 11/14/1992

Rushing

30+ attempts	30, Eurise Watson vs. Pittsburg State, 12/2/2006
40+ attempts	48, Eddie Acosta vs MSU-Moorhead, 10/4/2003
150+ yards	155, Eurise Watson vs. Pittsburg State, 12/2/2006
200+ yards	202, Tyler Olson at Minnesota State, 8/26/2004
200+ yards, season opener	202, Tyler Olson at Minnesota State, 8/26/2004
300+ yards	319, John Gronski vs Southwest State, 10/31/1987
Two 100-yard rushers	Alvaro Carvajal (165) & Tyler Olson (104) at Minn.-Crookston, 10/15/2005
Consecutive 100-yard gms	2, Eurise Watson 109 vs. Upper Iowa, 11/10/2006 155 vs. vs. Pittsburg State, 12/2/2006
Consecutive 150-yard gms	3, Eddie Acosta 186 at Northern State, 9/29/2001 203 vs Concordia-St. Paul, 10/6/2001 153 at Southwest State, 10/13/2001
Consecutive 200-yard gms	3, John Gronski 319 vs Southwest St., 10/31/1987 221 vs Moorhead St., 11/7/1987 201 vs Huron, 11/14/1987
50--yard run	86, Anthony Schreiber vs. Upper Iowa, 11/10/2006
70--yard run	86, Anthony Schreiber vs. Upper Iowa, 11/10/2006
70--yard run QB	71*, Geoff Martinson at Minot State, 9/1/2001
3+ rushing TDs	4, Tyler Olson vs. Minn.-Crookston, 9/23/2006
4+ rushing TDs	4, Tyler Olson vs. Minn.-Crookston, 9/23/2006
100+ yards, QB	104, Nathan Sannes vs Wayne State (Neb.), 11/6/2004
2+ rushing TDs, QB	2, Nathan Sannes vs Northern State, 10/22/2005

* BSU record for a QB

Passing

30+ attempts	30, Cory Wardrope vs Pittsburg (Kan.) St., 12/2/2006
20+ completions	21, Cory Wardrope vs Pittsburg (Kan.) St., 12/2/2006
300+ yards passing	396, Nathan Sannes vs Wayne State (Neb.), 11/5/2005
400+ yards passing	500, Nathan Sannes at Chadron (Neb.) State, 9/11/2004
Consec. 250-yard games	4, Nathan Sannes 287 at Wis.-River Falls, 9/17/2005 377 at Concordia-St. Paul, 9/24/2005 298 vs SW Minnesota State, 10/1/2005 308 at Winona State, 10/8/2005
Consec. 300-yard games	4, Geoff Martinson 389 at Southwest State, 10/13/2001 324 vs MSU-Moorhead, 10/20/2001 338 vs UM-Duluth, 10/27/2001 314 at UM-Morris, 11/3/2001
70-yard completion	82 (TD), Nathan Sannes to George Kadlec at Minn.-Crookston, 10/15/2005
80-yard completion	82 (TD), Nathan Sannes to George Kadlec at Minn.-Crookston, 10/15/2005
90-yard completion	95 (TD), Jason Leden from Geoff Martinson at Southwest State, 10/13/2001
4+ TD passes	4, Nathan Sannes vs Wayne State (Neb.), 11/5/2005
5+ TD passes	6, Nathan Sannes at Minot (N.D.) State, 9/3/2005
3+ interceptions	3, Cory Wardrope at Wayne State (Neb.), 10/14/2006

Receiving

10+ receptions	18, Anthony Schreiber vs Wayne State (Neb.), 11/5/2005
125+ yards	125, Anthony Schreiber vs Upper Iowa, 11/10/2006
150+ yards	239, Anthony Schreiber vs Wayne State (Neb.), 11/5/2005
175+ yards	239, Anthony Schreiber vs Wayne State (Neb.), 11/5/2005
200+ yards	239, Anthony Schreiber vs Wayne State (Neb.), 11/5/2005
Two receivers, 125+ yards	Michael Nordyke (192) & Adam Noble (172) at Chadron (Neb.) St, 9/11/2004
Consecutive 100-yard gms	2, Anthony Schreiber 116 vs Minnesota State, 9/10/2005 121 at Wis.-River Falls, 9/17/2005
3+ TD receptions	3, Anthony Schreiber vs Wayne State (Neb.), 11/5/2005
100+ yards, RB	137, Eddie Acosta vs MSU-Moorhead, 10/20/2001
50+ yard reception, RB	51, Eddie Acosta vs MSU-Moorhead, 10/20/2001

BSU - Team

30+ first downs	35 at Chadron (Neb.) St, 9/11/2004
300+ yards rushing	358 at Minn.-Crookston, 10/15/2005
<50 yards net rushing	14 at Concordia-St. Paul, 9/30/2003
<100 yards net rushing	73 vs MSU-Moorhead, 9/16/2006
400+ yards passing	500 at Chadron (Neb.) St, 9/11/2004
500+ yards total offense	603 at Minn.-Crookston, 10/15/2005
600+ yards total offense	603 at Minn.-Crookston, 10/15/2005
Consec gm, 400+ yds	at UW-River Falls (463), 9/17/2005 at Concordia-St. Paul (458), 9/24/2005 vs SW Minnesota State (510), 10/1/2005 at Winona State (428), 10/8/2005 at Minn.-Crookston (603), 10/15/2005
<200 yards total offense	196 at Concordia-St. Paul, 10/12/2002
700+ all-purpose yards	820 at Chadron (Neb.) St, 9/11/2004
40+ points	44 vs Upper Iowa, 11/10/2006
50+ points	56 vs Minn.-Crookston, 9/23/2006
60+ points	69 at UM-Morris, 11/3/2001
70+ points	70 vs UM-Morris, 10/28/2000
0 penalties	vs. Minn.-Duluth, 8/31/2006
15+ penalties	17 vs Minot (N.D.) State, 9/4/2004
100+ yards in penalties	115 vs. Pittsburg (Kan.) State, 12/2/2006
4+ interceptions by	5 vs Minn.-Crookston, 9/23/2006
7+ sacks by	8 at SW Minnesota State, 10/2/2004
7+ sacks against	7 by Concordia-St. Paul, 10/6/2001
5+ fumbles	7 vs Mary (N.D.), 10/7/2006
3+ fumbles lost	3 at Winona State, 10/11/2003
20+ tackles for loss	22 vs UM-Morris, 10/28/2000
Scored a safety	vs Pittsburg (Kan.) State, (runner tackled in end zone), 12/2/2006
Allowed a safety	vs Minn.-Duluth, (bad punt snapped through end zone), 8/31/2006
Shutout	vs Wayne State (Neb.) (24-0), 11/6/2004
Shutout, vs NSIC opp.	vs Wayne State (Neb.) (24-0), 11/6/2004
Shut out by	UM-Duluth (0-41), 11/8/1997
Shut out by NSIC opp.	UM-Duluth (0-41), 11/8/1997
Shut out by, 1st half	vs Winona State (0-0), 10/21/2006
Shut out by, 2nd half	vs Minn.-Duluth (0-16), 8/31/2005
Overtime game	at Concordia-St. Paul (L, 48-55/1OT), 9/24/2005
4+ overtime game	4 (W, 67-65), vs Southwest State, 10/7/2000
Come-from-behind win	SW Minnesota State (0-7 at 12:08/2nd; 23-15); 10/28/2006
Rally from 14+ pt. deficit	vs UM-Crookston (20-35 at 1:02/2nd; 47-35); 11/15/2003
Blew 14+ point lead	vs Wayne State (Neb.) (28-10 at 0:00/2nd, L, 28-38), 11/5/2005
Outgained/100+ yds/win	vs Northern State (-152, 462-310), 10/15/2005
Outgained/150+ yds/loss	vs Mary (N.D.) (+195, 362-167; L, 27-21)
Allow 500+ yds in win	at Northern State (569), 10/25/2003

BSU - Miscellaneous

"Hail Mary" TD pass	Pat O'Connor to Ty Houglum vs St. John's, 9/6/1997
1,000 yds cmb offense	1,025 at Minn.-Crookston (422), 10/15/2005
300+ yds indiv. offense	438, Nathan Sannes (396 pass, 42 rush) vs Wayne State (Neb.), 11/5/2005
400+ yds indiv. offense	438, Nathan Sannes (396 pass, 42 rush) vs Wayne State (Neb.), 11/5/2005
Consec gm, 300+ yds off	4, Nathan Sannes 313 at Wis-River Falls (287 pass, 26 rush), 9/17/2005 391 at Concordia-St. Paul (377 pass, 14 rush), 9/24/2005 310 vs SW Minnesota State (298 pass, 12 rush), 10/1/2005 307 at Winona State (308 pass, -1 rush), 10/8/2005
4+ TDs scored	4, Tyler Olson (4 rush) vs Minn.-Crookston, 9/23/2006
5+ TDs scored	5, Tyler Olson (4 rush, 1 rec) at Minn. St., 8/26/2004
5+ TDs accounted for	5, Nathan Sannes (4 pass, 1 rush) at Concordia-SP, 9/24/2005
6+ TDs accounted for	6, Nathan Sannes (6 pass) at Minot (N.D.) St., 9/3/2005
3+ field goals	3, Neil Collier vs UW-River Falls, 11/10/2000
5+ PATS	8-8, Michael McDonald vs Minn.-Crookston, 9/23/2006
7+ PATs	8-8, Michael McDonald vs Minn.-Crookston, 9/23/2006
40-yd+ FG	40, Neil Collier at Minn.-Duluth, 10/21/2000
6+ punts	7, Michael McDonald vs Winona State, 10/21/2006
80+ yard punt	84, Neil Collier at Concordia-St. Paul, 10/12/2002
15+ tackles	15, Jeremiah Johnson vs Wayne State (Neb.), 11/5/2005
5+ tackles-for-loss	5, Wes Ehlers vs UM-Morris, 10/28/2000
3+ sacks	3, Wes Ehlers vs Southwest State, 10/7/2000
2+ interceptions	2, Matt Herber vs Northern State, 9/30/2006
3+ interceptions	3, Corey Brewer vs Wayne State (Neb.), 11/6/2004
5+ PBU	6, Torry Joubert vs Concordia-St. Paul, 9/25/2004
Defensive PAT	Corey Brewer (INT) vs Concordia-St. Paul, 9/25/2004
TD on INT return	T.J. Schmitz (24 yds) at Concordia-St. Paul, 11/4/2006
TD on fumble return	Seth Iverson (62 yds) vs Wis.-River Falls, 9/18/2004
TD on punt return	Anthony Schreiber (51 yds) at MSU-Moorhead, 9/16/2006
2+ TDs on punt returns	Jason Leden (70 yds, 80 yds) at St. Thomas, 9/8/2001
TD on kickoff return	Johnathan Hawks (100 yds) at Northern State, 9/30/2006
TD on KO & punt ret	A.J. Ritacco (40 punt, 79 KO) vs Winona St., 11/15/86
Consec. gm w/ret. TD	2, Jason Leden vs UM-Crookston (97 yds, KO), 11/4/2000 vs UW-River Falls (79 yds, punt), 11/10/2000
100+ total return yards	169, Johnathan Hawks (100 yds) at Northern State, 9/30/2006
200+ total return yards	218, Jason Leden (154 punt, 64 KO) at St. Thomas, 9/8/2001
Blocked field goal	37 yards, 0:38/2nd at Concordia-St. Paul, 11/4/2006
Blocked punt	Jared Dunn vs SW Minnesota State, 10/28/2008
2+ blocked punts	2, at Southwest State, 10/9/1999
Blocked PAT	Mike Picard vs. Uper Iowa, 11/10/2006
2+ blocked kicks, game	2 (PAT,FG) at Northern State, 9/30/2006

BSU FOOTBALL STATE

150-Yard Games

Yds	Name	Opponent	Date
319	John Gronski	Southwest St.	10/31/87
281	Chris Meyer	Mayville St.	9/19/98
270	Karl Mikolon	at MSU-Moorhead	10/26/02
252	Al Wolden	N'western (Minn.)	10/18/86
249	Al Wolden	Moorhead St.	11/08/86
242	Eddie Acosta	UM-Morris	10/28/00
230	Eddie Acosta	St Thomas	9/11/99
221	John Gronski	Moorhead St.	11/07/87
214	Chris Meyer	Northern St.	10/26/97
209	Eddie Acosta	Minot St.	9/02/00
205	Eddie Acosta	MSU-Moorhead	10/4/03
203	Eddie Acosta	C'odia-St. Paul	10/06/01
201	Al Wolden	Winona St.	9/27/86
201	John Gronski	Huron	11/14/87
201	Chris Meyer	UM-Morris	11/16/97
201	Tyler Olson	at Minnesota St.	8/26/04
200	Chris Meyer	UM-Duluth	10/31/98
200	Eddie Acosta	at St. Thomas	9/08/01
199	Eddie Acosta	Winona St.	9/15/01
192	Chris Meyer	UM-Morris	10/10/98
191	Eddie Acosta	UM-Crookston	11/04/00
186	Eddie Acosta	at Northern St.	9/29/01
184	Eddie Acosta	Moorhead St.	10/14/00
182	Karl Mikolon	Minn.-Morris	11/9/02
179	Eddie Acosta	at Minn.-Morris	11/03/01
178	Eddie Acosta	vs Wayne St. (Neb.)	11/7/03
177	John Gronski	Augustana	9/11/88
171	Chris Meyer	Moorhead St.	10/04/97
169	Chris Meyer	Winona St.	10/12/96
166	John Gronski	N'western (Minn.)	9/16/89
165	Eddie Acosta	Northern St.	9/23/00
165	Alvaro Carvajal	at UM-Crookston	10/15/05
164	Eddie Acosta	SW Minnesota St.	10/18/03
163	Tyler Olson	UM-Crookston	10/16/04
162	Ray Betton	Southwest St.	10/21/89
162	Al Wolden	Northern St.	10/19/85
160	John Gronski	N'western (Minn.)	10/17/87
159	Alvaro Carvajal	at SW Minn. St.	10/2/04
157	Eddie Acosta	UW-River Falls	11/10/00
155	► Eurice Watson	Pittsburg State	12/2/06
154	Brad Prigge	Moorhead St.	10/07/95
153	Eddie Acosta	at Southwest St.	10/13/01
151	Eddie Acosta	Minn. St.-Mankato	8/28/03
150	Chris Meyer	Moorhead St.	10/06/96
150	Al Wolden	Mt. Senario	9/14/85
150	John Gronski	Michigan Tech	10/07/89

Yds	Quarterback	Opponent	Date
140	Marty Follis	Neb.-Kearney	11/14/92
107	Nathan Sannes	vs Wayne St.	11/5/04
101	Marty Follis	Southwest St.	10/9/92

records available beginning with 1980 season



Above: Running back Tyler Olson finished his career with 2,019 rushing yards. In 2006, he became just the sixth player in BSU history to break the 2,000-yard mark.

Rushing Yardage

Season	Career
1,710 Eddie Acosta (266-1,710)	5,766 ^a Eddie Acosta (1,308-5,766)
1,690 Eddie Acosta (283-1,690)	3,887 Chris Meyer (889-3,887)
1,466 Chris Meyer (265-1,466)	2,972 John Gronski (540-2,972)
1,452 Al Wolden (285-1,452)	2,822 Al Wolden (614-2,822)
1,296 Ed Acosta (257-1,296)	2,019 Tyler Olson (428-2,019)
1,234 Tyler Olson (242-1,234)	1,708 Ray Betton (371-1,708)
1,232 Eddie Acosta (297-1,232)	1,296 Ed Acosta (257-1,296)
1,203 John Gronski (166-1,203)	1,293 Mike Bakke (351-1,293)
1,091 Chris Meyer (280-1,091)	1,266 Alvaro Carvajal (234-1,266)
945 Ray Betton (214-945)	1,249 Dan Brown (347-1,249)

Rushing Attempts

Season	Career
297 Eddie Acosta (297-1,232)	1,038 Eddie Acosta (1,038-5,766)
285 Al Wolden (285-1,452)	889 Chris Meyer (889-3,887)
283 Eddie Acosta (283-1,690)	614 Al Wolden (614-2,822)
280 Chris Meyer (280-1,091)	540 John Gronski (540-2,972)
266 Eddie Acosta (266-1,710)	430 Marty Follis ^{OB} (430-1,167)
265 Chris Meyer (265-1,466)	371 Ray Betton (371-1,708)
257 Ed Acosta (257-1,296)	428 Tyler Olson (428-2,019)
242 Tyler Olson (242-1,234)	351 Mike Bakke (351-1,293)
216 Mike Bakke (216-748)	347 Dan Brown (347-1,249)
214 Ray Betton (214-945)	304 Kevin Bethay (304-1,028)

Rushing Touchdowns

Season	Career
21 Eddie Acosta	64 Eddie Acosta
18 Eddie Acosta	33 Chris Meyer
15 Ed Acosta	29 Al Wolden
15 Tyler Olson	27 John Gronski
14 Eddie Acosta	18 Marty Follis ^{OB}
13 Al Wolden	18 Alvaro Carvajal
13 John Gronski	22 Tyler Olson
13 Chris Meyer	15 Ed Acosta
11 Alvaro Carvajal	14 Scott Longenecker ^{OB}
10 John Gronski	13 Ray Betton
10 Eddie Acosta	

Average Yards per Rush

Season (min-100 rush)	Career (min-200 rush)
7.25 John Gronski (166-1,203)	5.55 Eddie Acosta (1,038-5,766)
6.48 Eddie Acosta (139-901)	5.50 John Gronski (540-2,972)
6.43 Eddie Acosta (266-1,710)	5.41 Alvaro Carvajal (234-1,266)
5.97 Eddie Acosta (283-1,690)	5.04 Ed Acosta (257-1,296)
5.58 Alvaro Carvajal (100-558)	4.88 Tyler Olson (192-971)
5.53 Chris Meyer (265-1,466)	4.603 Ray Betton (371-1,708)
5.28 Alvaro Carvajal (134-708)	4.596 Al Wolden (614-2,822)
5.16 Al Wolden (161-830)	4.37 Chris Meyer (889-3,887)
5.10 Tyler Olson (242-1,234)	3.68 Mike Bakke (351-1,293)
5.09 Al Wolden (285-1,452)	3.60 Dan Brown (347-1,249)

Rushing Yards per Game

Season (min-5 gms)	Career (min-20 gms)
155.5 Eddie Acosta (11 gms)	122.7 Eddie Acosta (47 gms)
153.6 Eddie Acosta (11 gms)	99.1 John Gronski (30 gms)
146.6 Chris Meyer (10 gms)	97.2 Chris Meyer (40 gms)
132.0 Al Wolden (11 gms)	88.6 Tyler Olson (20 gms)
129.6 Ed Acosta (10 gms)	85.4 Ray Betton (20 gms)
123.4 Tyler Olson (10 gms)	65.6 Al Wolden (43 gms)
120.3 John Gronski (10 gms)	63.3 Alvaro Carvajal (20 gms)
112.0 Eddie Acosta (11 gms)	58.8 Mike Bakke (22 gms)
109.1 Chris Meyer (10 gms)	51.4 Kevin Bethay (20 gms)
96.1 John Gronski (9 gms)	43.7 John Stifter (21 gms)

100-Yard Rushing Games

Season	Career
10 Eddie Acosta	29 Eddie Acosta
9 Eddie Acosta	16 Chris Meyer
8 Al Wolden	14 John Gronski
8 Chris Meyer	13 Al Wolden
7 Eddie Acosta	8 Ray Betton
6 Tyler Olson	7 Tyler Olson
5 John Gronski	4 Mike Bakke
5 John Gronski	4 Karl Mikolon

BSU Recordbook Rushing

Quickly...

Carries	Game	Season	Career
48	10/4/2003	297	1,038

Carries	Game	Season	Career
48	10/4/2003	297	1,038

Carries	Game	Season	Career
48	10/4/2003	297	1,038

Carries	Game	Season	Career
48	10/4/2003	297	1,038

Annual Leaders (since 1971)

yr	name (att/yds)	ypg
1971	Tom Enger (118/515)	57.2
1972	Lee Patten (102/492)	54.7
1973	Bob Aitken (94/542)	60.2
1974	Dale Gillson (82/496)	55.1
1975	Dale Gillson (131/444)	49.3
1976	Ed Acosta (257/1,296)	129.6
1977	Mike Amundson (139/598)	59.8
1978	Jeff Gruber (92/369)	41.0
1979	Ron Johnson (138/449)	44.9
1980	Kevin Bethay (160/448)	44.8
1981	Kevin Bethay (144/580)	58.0
1982	John Stanslaski (117/432)	43.2
1983	John Stifter (168/610)	58.2
1984	Al Wolden (130/454)	41.3
1985	Al Wolden (161/830)	83.0
1986	Al Wolden (285/1,452)	132.0
1987	John Gronski (166/1,203)	120.3
1988	John Gronski (192/909)	90.9
1989	John Gronski (179/865)	96.1
1990	Ray Betton (214/945)	85.9
1991	Mike Bakke (216/748)	83.1
1992	Marty Follis (169/590)	59.0
1993	Dan Brown (139/376)	37.6
1994	Dan Brown (134/590)	65.6
1995	Brad Prigge (153/551)	61.2
1996	Chris Meyer (174/660)	66.0
1997	Chris Meyer (280/1,091)	109.1
1998	Chris Meyer (265/1,466)	146.6
1999	Eddie Acosta (139/901)	81.9
2000	Eddie Acosta (283/1,690)	153.6
2001	Eddie Acosta (266/1,710)	155.5
2002	Karl Mikolon (152/762)	69.3
2003	Eddie Acosta (297/1,232)	112.0
2004	Tyler Olson (242/1,234)	123.4
2005	Alvaro Carvajal (134/708)	70.8
2006	Eurice Watson (175/723)	72.3

BEMIDJI STATE

250-Yard Games

BSU Recordbook

PASSING

Quickly...

Passing Yardage

Game: 500.....9/11/2004
Nathan Sannes at Chadron (Neb.) St.
Season: 2,798.....2001
Geoff Martinson
Career: 5,293.....1998-2001
Geoff Martinson

Attempts

Game: 57.....10/11/1975
Scott Longenecker vs St. Cloud State
Season: 320.....2005
Nathan Sannes
Career: 779.....1989-92
Marty Follis

Completions

Game: 34.....9/11/2004
Nathan Sannes at Chadron (Neb.) St.
Season: 186.....2005
Nathan Sannes
Career: 368.....2001-05
Nathan Sannes

Touchdowns

Game: 6.....9/3/2005
Nathan Sannes at Minot (N.D.) St.
Season: 27.....2005
Nathan Sannes
Career: 51.....1998-2001
Geoff Martinson
51.....2001-05
Nathan Sannes

Completion Percentage

Game: .937.....11/3/2001
Geoff Martinson (15-16) at Minn.-Morris
Season: .627.....2001
Geoff Martinson (185-295)
Career: .586.....1998-2001
Geoff Martinson (359-613)

Annual Leaders (since 1971)

yr	name (att/yds)	ypg
1971	Gary Dahlberg (49/813)	90.3
1972	Scott Lindberg (44/426)	47.3
1973	Scott Lindberg (44/508)	56.4
1974	Scott Lindberg (72/899)	99.9
1975	Scott Longenecker (107/1,181)	131.2
1976	Scott Longenecker (44/411)	41.1
1977	Scott Longenecker (153/1,922)	192.2
1978	Ron Johnson (52/631)	70.1
1979	Mike Harreld (77/841)	55.6
1980	John Noga (61/600)	60.0
1981	Mike Harreld (77/841)	55.6
1982	Sean Keating (63/770)	77.0
1983	Todd Jeffers (77/1,218)	110.7
1984	Tom Peterson (102/1,404)	127.6
1985	Tom Peterson (135/1,703)	170.3
1986	Brad Maendler (88/934)	84.9
1987	Brad Maendler (109/1,210)	121.0
1988	Stephan Vanner (80/1,041)	115.7
1989	Marty Follis (63/831)	92.3
1990	Marty Follis (83/887)	80.6
1991	Marty Follis (65/1,118)	124.2
1992	Marty Follis (90/1,394)	139.4
1993	Bert Brandt (64/789)	78.9
1994	Bert Brandt (84/1,185)	131.6
1995	Kyle Christianson (36/449)	56.1
1996	Kyle Christianson (51/508)	63.5
1997	Pat O'Connor (91/1,132)	113.2
1998	Ben Morie (124/1,750)	194.4
1999	Ben Morie (165/2,322)	211.1
2000	Geoff Martinson (165/2,308)	209.8
2001	Geoff Martinson (185/2,798)	254.4
2002	Jason Smith (155/2,153)	195.7
2003	Jason Smith (159/1,990)	180.9
2004	Nathan Sannes (282/2,288)	208.0
2005	Nathan Sannes (320/2,643)	264.3
2006	Cory Wardrope (96/1,187)	118.7

Passing Yardage

Season	Career
2,798 Geoff Martinson (185-295-9) 2001	5,293 Geoff Martinson (359-613-22) 1998-2001
2,643 Nathan Sannes (186-320-13) 2005	5,159 Nathan Sannes (368-637-24) 2001-05
2,341 Ben Morie (166-294-13) 1999	4,230 Marty Follis (301-779-44) 1989-92
2,308 Geoff Martinson (165-296-12) 2000	4,195 Jason Smith (317-578-21) 2000-03
2,288 Nathan Sannes (165-282-9) 2004	4,091 Ben Morie (290-517-19) 1998-99
2,153 Jason Smith (155-288-10) 2002	3,518 Scott Longenecker (305-687-44) 1974-77
1,990 Jason Smith (159-286-11) 2003	3,107 Tom Peterson (237-466-21) 1989-92
1,922 Scott Longenecker (153-293-15) 1977	2,144 Brad Maendler (197-374-24) 1986-87
1,750 Ben Morie (124-223-6) 1998	1,974 Bert Brandt (148-371-19) 1993-94
1,703 Tom Peterson (135-263-11) 1985	1,904 Scott Lindberg (166-385-28) 1971-74

Passing Attempts

Season	Career
320 Nathan Sannes (186-320-13) 2005	779 Marty Follis (301-779-44) 1989-92
296 Geoff Martinson (165-296-12) 2000	687 Scott Longenecker (305-687-44) 1974-77
295 Geoff Martinson (185-295-9) 2001	637 Nathan Sannes (368-637-24) 2001-05
294 Ben Morie (166-294-13) 1999	613 Geoff Martinson (359-613-22) 1998-2001
293 Scott Longenecker (153-293-15) 1977	578 Jason Smith (317-578-21) 2000-03
288 Jason Smith (155-288-10) 2002	517 Ben Morie (290-517-19) 1998-99
286 Jason Smith (159-286-11) 2003	466 Tom Peterson (237-466-21) 1989-92
282 Nathan Sannes (165-282-9) 2004	385 Scott Lindberg (166-385-28) 1971-74
263 Tom Peterson (135-263-11) 1985	382 Mike Harreld (167-382-24) 1979-81
261 Scott Longenecker (107-261-17) 1975	374 Brad Maendler (197-374-24) 1986-87

Completions

Season	Career
186 Nathan Sannes (186-320-13) 2005	368 Nathan Sannes (368-637-24) 2001-05
185 Geoff Martinson (185-295-9) 2001	359 Geoff Martinson (359-613-22) 1998-2001
166 Ben Morie (166-294-13) 1999	317 Jason Smith (317-578-21) 2000-03
165 Geoff Martinson (165-296-12) 2000	305 Scott Longenecker (305-687-44) 1974-77
165 Nathan Sannes (165-282-9) 2004	301 Marty Follis (301-779-44) 1989-92
159 Jason Smith (159-286-11) 2003	290 Ben Morie (290-517-19) 1998-99
155 Jason Smith (155-288-10) 2002	237 Tom Peterson (237-466-21) 1989-92
153 Scott Longenecker (153-293-15) 1977	197 Brad Maendler (197-374-24) 1986-87
135 Tom Peterson (135-263-11) 1985	167 Mike Harreld (167-382-24) 1979-81
124 Ben Morie (124-223-6) 1998	166 Scott Lindberg (166-385-28) 1971-74

Touchdown Passes

Season	Career
27 Nathan Sannes 2005	51 Geoff Martinson 1998-2001
26 Geoff Martinson 2001	51 Nathan Sannes 2001-05
25 Geoff Martinson 2000	46 Jason Smith 2000-03
23 Jason Smith 2002	35 Ben Morie 1998-99
23 Jason Smith 2003	29 Tom Peterson 1989-92
21 Ben Morie 1999	27 Marty Follis 1989-92
21 Nathan Sannes 2004	17 Scott Longenecker 1974-77
16 Tom Peterson 1985	15 Brad Maendler 1986-87
14 Ben Morie 1998	12 Gary Dahlberg 1971-73
13 Tom Peterson 1984	12 Todd Jeffers 1983-85
	12 Bert Brandt 1993-94

Completion Percentage

Season (min 165 att)	Career (min 300 att)
.627 Geoff Martinson (185-295-9) 2000	.586 Geoff Martinson (359-613-22) 1998-2001
.585 Nathan Sannes (165-282-9) 2004	.578 Nathan Sannes (368-637-24) 2001-05
.581 Nathan Sannes (186-320-13) 2005	.561 Ben Morie (290-517-19) 1998-99
.565 Ben Morie (166-294-13) 1999	.548 Jason Smith (317-578-21) 2000-03
.557 Geoff Martinson (165-296-12) 2000	.527 Brad Maendler (197-374-24) 1986-87
.5561 Ben Morie (124-223-6) 1998	.509 Tom Peterson (237-466-21) 1989-92
.5559 Jason Smith (159-286-11) 2003	.444 Scott Longenecker (305-687-44) 1974-77
.538 Jason Smith (155-288-10) 2002	.437 Mike Harreld (167-382-24) 1979-81
.522 Scott Longenecker (153-293-15) 1977	.431 Scott Lindberg (166-385-28) 1971-74
.513 Tom Peterson (135-263-11) 1985	.410 Pat O'Connor (133-324-15) 1995-97

Passing Efficiency

Season (min 165 att)	Career (min 300 att)
165.4 Geoff Martinson (185-295-9) 2001	151.4 Geoff Martinson (359-613-22) 1998-2001
147.2 Nathan Sannes (186-320-13) 2005	144.7 Nathan Sannes (368-637-24) 2001-05
144.9 Nathan Sannes (165-282-9) 2004	137.6 Ben Morie (290-517-19) 1998-99
141.0 Geoff Martinson (165-296-12) 2000	134.8 Jason Smith (317-578-21) 2000-03
138.1 Ben Morie (166-294-13) 1999	118.4 Tom Peterson (237-466-21) 1989-92
136.9 Ben Morie (124-223-6) 1998	101.2 Brad Maendler (197-374-24) 1986-87
136.0 Jason Smith (155-288-10) 2002	85.0 Bert Brandt (148-371-19) 1993-94
132.9 Jason Smith (159-286-11) 2003	84.4 Marty Follis (301-779-44) 1989-92
119.6 Tom Peterson (102-203-10) 1984	82.8 Scott Longenecker (305-687-44) 1974-77
117.4 Tom Peterson (135-263-11) 1985	81.9 Pat O'Connor (133-324-15) 1995-97

250-Yard Passing Games

Season	Career
6 Geoff Martinson 2001	9 Geoff Martinson 1998-2001
6 Nathan Sannes 2005	8 Nathan Sannes 2001-05

Yds	Name	Opponent	Date
500	Nathan Sannes	at Chadron St.	9/11/04
439	Scott Longenecker	UW-Superior	11/12/77
430	Geoff Martinson	Southwest St.	10/07/00
396	Nathan Sannes	vs Wayne St. (Neb.)	11/5/05
389	Geoff Martinson	at Southwist St.	10/13/01
377	Nathan Sannes	at C'cdia-St. Paul	9/24/05
359	Stephan Vanner	UM-Morris	09/24/88
339	Brad Maendler	UM-Morris	10/04/86
338	Geoff Martinson	Minn.-Duluth	10/27/01
330	Tom Peterson	Moorhead St.	09/29/84
327	Tom Peterson	UM-Morris	10/11/85
324	Geoff Martinson	MSU-Moorhead	10/20/01
314	Geoff Martinson	at Minn.-Morris	11/03/01
313	Todd Jeffers	N'western (Iowa)	10/22/83
308	Jason Smith	UM-Crookston	11/15/03
308	Nathan Sannes	at Winona St.	10/8/05
305	Tim Stevens	Southwest St.	09/17/83
304	Ben Morie	UW-Stevens Point	11/14/99
303	Jason Smith	Northern St.	10/5/02
303	Stephan Vanner	Northern St.	10/1/88
301	Pat O'Connor	UM-Morris	10/18/97
298	Nathan Sannes	SW Minnesota St.	10/1/05
291	Geoff Martinson	Winona St.	09/15/01
290	Nathan Sannes	at Minot State	9/3/05
288	Todd Jeffers	Mayville St.	11/05/83
287	Nathan Sannes	at UW-River Falls	9/17/05
283	Tom Peterson	Winona St.	10/05/85
274	Ben Morie	Wayne St. (Neb.)	09/18/99
272	Ben Morie	Minn.-Duluth	10/23/99
271	Geoff Martinson	St. Thomas	09/09/00
271	Geoff Martinson	C'cdia-St. Paul	10/06/01
270	Kyle Christianson	Winona St.	10/03/98
269	Todd Jeffers	UM-Duluth	10/29/83
264	Ben Morie	UM-Crookston	11/06/99
259	Jason Smith	Southwest State	10/19/02
259	Ben Morie	Southwest St.	11/07/98
255	Cory Wardrope	at Wayne St. (Neb.)	10/14/06
253	Geoff Martinson	UM-Crookston	11/04/00

records available beginning with 1980 season



Above:

In 2005, Nathan Sannes set BSU single-season records for attempts (320), completions (186) and touchdown passes (27) and tied the school record with six 250-yard passing games en route to one of the finest performances by a passer in school history.


He finished his career as BSU's all-time leader in completions (368), tied the school record with 51 touchdown passes and finished second all-time in yards (5,159), completion percentage (.578), passer rating (144.7), 250-yard passing games (8) and 300-yard passing games (4) and third in attempts (637).

BSU FOOTBALL STATE

100-Yard Games

Yds	Name	Opponent	Date
248	Jon Jones	Winona St.	10/05/85
239	►Anthony Schreiber vs Wayne St.		11/05/05
214	Ryan Welle	at Minn.-Morris	11/3/01
209	Chad Postal	Southwest St.	11/17/91
192	Michael Nordyke	at Chadron St.	9/11/04
185	Brent Jeffers	Moorhead St.	9/29/84
178	Ryan Welle	Southwest St.	10/19/02
172	Adam Noble	at Chadron St.	9/11/04
165	Ryan Welle	St. Thomas	9/9/00
158	Jason Leden	at Southwest St.	10/13/01
154	Ryan Welle	Minn.-Morris	11/9/02
146	Chad Postal	Southwest St.	10/9/92
145	Bruce Ecklund	N'western (Iowa)	10/22/83
144	Ryan Welle	Minn.-Duluth	10/27/01
144	►George Kadlec	at UM-Crookston	10/15/05
142	Jason Leden	Moorhead St.	9/26/98
142	Michael Nordyke	at Winona St.	10/11/03
138	Brent Jeffers	Winona St.	10/7/84
137	Gene Fisher	Southwest St.	10/31/87
137	• Eddie Acosta	MSU-Moorhead	10/20/01
134	Drew Wilson	St. Thomas	9/11/99
134	Ryan Welle	Southwest St.	10/7/00
134	Ryan Welle	Winona St.	9/15/01
133	Ryan Welle	at C'odia-St. Paul	10/12/02
133	Chad Postal	Neb.-Kearney	11/14/92
132	Brent Jeffers	Bethel	9/8/84
131	Ben Woodford	St. Thomas	9/12/98
127	Drew Wilson	C'odia-St. Paul	10/2/99
125	►Anthony Schreiber Upper Iowa		11/10/06
125	Jeff Rothmund	Winona St.	9/15/01
122	Jon Jones	Moorhead St.	9/28/85
122	Gene Fisher	Northern St.	10/10/87
122	Chad Postal	UM-Duluth	10/12/91
121	►Anthony Schreiber at Wayne St. (Neb.)		10/14/06
121	►Anthony Schreiber at UW-River Falls		9/17/05
117	Chad Postal	Moorhead St.	10/16/92
115	Jason Leden	C'odia-St. Paul	10/6/01
115	►Anthony Schreiber Minnesota St.		9/10/05
114	Chad Postal	UM-Morris	11/9/91
114	Jason Leden	UW-River Falls	11/14/98
114	►Anthony Schreiber SW Minnesota St		10/1/05
113	Gene Fisher	UM-Duluth	10/24/87
110	Adam Noble	at Winona St.	9/21/02
109	Todd Johnson	Wayne St.	11/5/94
109	Jason Leden	Southwest St.	10/7/00
109	Adam Noble	UM-Crookston	11/15/03
109	Adam Noble	at Northern St.	10/23/04
108	Jon Jones	N'western (Minn.)	10/17/87
108	Michael Nordyke	C'odia-St. Paul	9/25/04
106	Jason Leden	Wayne St. (Neb.)	9/18/99
105	Adam Noble	UM-Crookston	10/16/04
103	Ryan Welle	at Southwest St.	10/13/01
101	Ryan Welle	vs Northern St.	10/5/02
101	Michael Nordyke	UW-River Falls	9/18/04

• running back
records available beginning with 1980 season



Above:
Wide receiver Jason Leden remains amongst BSU's all-time top two in receptions, receiving yardage, 100-yard receiving games and receiving touchdowns.

Receiving Yardage

Season		Career	
1,045	Ryan Welle (60-1,045)	2001	2,676 Ryan Welle (168-2,676)
1,028	Dave Patten (74-1,028)	1977	2,270 Jason Leden (168-2,270)
989	Ryan Welle (64-989)	2002	1,907 ►Anthony Schreiber (150-1,907)
957	►Anthony Schreiber (69-957)	2005	1,877 Jon Jones (143-1,877)
952	Michael Nordyke (69-952)	2004	1,871 Adam Noble (123-1,871)
919	Brent Jeffers (56-919)	1984	1,760 Chad Postal (91-1,760)
822	Adam Noble (50-822)	2004	1,616 Dave Patten (128-1,616)
790	►Anthony Schreiber (58-790)	2006	1,601 Michael Nordyke (118-1,601)
756	Jason Leden (55-756)	1998	1,590 Ben Woodford (95-1,590)
735	Chad Postal (42-735)	1992	1,542 Bruce Ecklund (114-1,542)

Receptions

Season		Career	
74	Dave Patten (74-1,028)	1977	168 Jason Leden (168-2,270)
69	Michael Nordyke (69-952)	2004	168 Ryan Welle (168-2,676)
69	►Anthony Schreiber (69-957)	2005	143 Jon Jones (143-1,877)
64	Ryan Welle (64-989)	2002	140 ►Anthony Schreiber (140-1,907)
60	Ryan Welle (60-1,045)	2001	128 Dave Patten (128-1,616)
58	►Anthony Schreiber (58-790)	2006	123 Adam Noble (123-1,871)
56	Brent Jeffers (56-919)	1984	118 Michael Nordyke (118-1,601)
56	Jon Jones (56-720)	1986	114 Bruce Ecklund (114-1,542)
55	Jason Leden (55-756)	1998	108 Gene Fisher (108-1,360)
50	Gene Fisher (50-640)	1987	105 Chad Christianson (105-1,480)

Touchdown Receptions

Season		Career	
10	Chad Postal	1991	25 Adam Noble
10	Ryan Welle	2002	24 Jason Leden
10	Adam Noble	2003	24 Ryan Welle
10	Michael Nordyke	2004	16 Chad Postal
9	Brent Jeffers	1984	16 Chad Christianson
9	Ryan Welle	2001	15 Ben Woodford
8	Dave Patten	1977	15 ►Anthony Schreiber
8	Adam Noble	2004	13 Michael Nordyke
8	►Anthony Schreiber	2005	12 Brent Jeffers
7	four times, last:		12 Jon Jones
	►George Kadlec	2006	

Average Yards per Catch

Season (min 20 rec)		Career (min 75 rec)	
20.33	Chad Postal (36-732)	1991	19.34 Chad Postal (91-1,760)
19.00	Ben Woodford (30-570)	2000	16.74 Ben Woodford (95-1,590)
18.94	Drew Wilson (35-663)	1999	15.93 Ryan Welle (168-2,676)
17.50	Chad Postal (42-735)	1992	15.55 Brent Jeffers (95-1,477)
17.43	Dave Schmidt (21-366)	1992	15.21 Adam Noble (123-1,871)
17.42	Ryan Welle (60-1,045)	2001	14.24 Jeff Rothmund (79-1,124)
17.15	Eddie Acosta ^{RB} (27-463)	2001	14.09 Chad Christianson (78-1,169)
16.86	Adam Noble (22-371)	2002	13.62 ►Anthony Schreiber (140-1,907)
16.78	Ray King (23-386)	1977	13.57 Michael Nordyke (118-1,601)
16.52	Chad Christianson (21-347)	2005	13.53 Bruce Ecklund (114-1,542)

Receptions per Game

Season (min 5 gms)		Career (min 20 gms)	
7.40	Dave Patten (10 gms)	1977	5.90 Michael Nordyke (20 gms)
6.90	►Anthony Schreiber (10 gms)	2005	5.18 Bruce Ecklund (22 gms)
6.27	Michael Nordyke (11 gms)	2004	4.84 ►Anthony Schreiber (31 gms)
5.82	Ryan Welle (11 gms)	2002	4.55 Chad Postal (20 gms)
5.50	Jason Leden (10 gms)	1998	4.47 Jon Jones (32 gms)
5.45	Ryan Welle (11 gms)	2001	4.31 Jason Leden (39 gms)
5.44	Michael Nordyke (9 gms)	2003	4.31 Ryan Welle (39 gms)
5.09	Jon Jones (11 gms)	1986	4.27 Dave Patten (30 gms)
5.00	Gene Fisher (10 gms)	1987	3.48 Gene Fisher (31 gms)
4.80	►Anthony Schreiber (12 gms)	2006	3.24 Adam Noble (38 gms)

100-Yard Receiving Games

Season		Career	
4	Ryan Welle	2001	10 Ryan Welle
4	Ryan Welle	2002	6 ►Anthony Schreiber
4	►Anthony Schreiber	2005	6 Chad Postal
3	Brent Jeffers	1984	6 Jason Leden
3	Gene Fisher	1987	5 Adam Noble
3	Chad Postal	1991	4 Michael Nordyke
3	Chad Postal	1992	3 Brent Jeffers
			1983-84

BSU Recordbook RECEIVING

Quickly...

Receptions	
Game:	18.....11/5/2005 Anthony Schreiber vs Wayne State (Neb.)
Season:	74.....1977 Dave Patten
Career:	168.....1998-2001 Jason Leden 168.....1999-2002 Ryan Welle

Yards	
Play:	96.....9/28/1991 Chad Postal from Marty Follis vs Northern State
Game:	248.....10/5/1985 Jon Jones vs Winona State
Season:	1,045.....2001 Ryan Welle
Career:	2,676.....1999-2002 Ryan Welle

Touchdowns

Game:	4.....11/17/1991 Chad Postal vs Southwest State
Season:	10.....1991 Chad Postal 10.....2002 Ryan Welle 10.....2003 Adam Noble 10.....2004 Michael Nordyke
Career:	25.....2001-04 Adam Noble

Annual Leaders (since 1971)

yr	name (rec/yds)	ypg
1971	Mark Tracy (9/265)	29.4
1972	Lee Patten (21/226)	25.1
1973	Rick Palmer (23/301)	33.4
1974	Rick Palmer (25/3238)	36.4
1975	Dave Patten (23/263)	29.2
1976	Dave Patten (29/288)	28.8
1977	Dave Patten (74/1,028)	102.8
1978	Bruce Rambo (21/287)	31.9
1979	Troy Hunter (24/249)	24.9
1980	Carl Parker (26/299)	29.9
1981	Bruce Ecklund (40/440)	44.0
1982	Wayne Fussy (27/435)	43.5
1983	Bruce Ecklund (45/708)	64.4
1984	Brent Jeffers (56/919)	83.5
1985	Jon Jones (47/693)	69.3
1986	Jon Jones (56/720)	65.5
1987	Gene Fisher (50/640)	64.0
1988	Gene Fisher (43/571)	57.1
1989	Dean Bunting (16/284)	31.6
1990	Chad Soldatke (26/304)	27.6
1991	Chad Postal (36/732)	81.3
1992	Chad Postal (42/735)	73.5
1993	John Kostyryk (15/288)	28.8
1994	Mike Heino (22/316)	35.1
1995	Steve Smuk (15/166)	18.4
1996	Steve Smuk (24/276)	27.6
1997	Ty Houglum (27/367)	36.7
1998	Jason Leden (55/756)	75.6
1999	Jason Leden (39/500)	50.0
2000	Jason Leden (41/508)	46.2
2001	Ryan Welle (60/1,045)	95.0
2002	Ryan Welle (64/989)	89.9
2003	Michael Nordyke (49/649)	72.1
2004	Michael Nordyke (69/952)	86.4
2005	Anthony Schreiber (69/957)	95.7
2006	Anthony Schreiber (68/790)	65.8

BEMIDJI STATE FOOTBALL

BSU Recordbook TOTAL OFFENSE

Quickly...

Total Offense Yardage	
Game: 527.....	9/11/2004
Nathan Sannes at Chadron (Neb.) St.	
Season: 2,869.....	2005
Nathan Sannes	
Career: 5,782.....	2001-05
Nathan Sannes	

All-Purpose Yardage

Game: 352.....	10/26/02
Karl Mikolon at MSU-Moorhead	
Season: 2,208.....	2001
Eddie Acosta	
Career: 6,785.....	1999-2003
Eddie Acosta	

TDs Responsible For

Game: 6.....	10/31/1998
Chris Meyer (5 rush, 1 rec) vs Minn.-Duluth	
6.....	9/23/2005
Nathan Sannes (6 pass) at Minot State	
Season: 30.....	2001
Geoff Martinson	
30.....	2005
Nathan Sannes	
Career: 74.....	1999-2003
Eddie Acosta	

Annual Leaders (since 1971)

yr	name (rush yds)	ypg
1971	Gary Dahlberg (169)	109.1
1972	Scott Lindberg (104)	58.9
1973	Scott Lindberg (214)	80.2
1974	Scott Lindberg (355)	139.3
1975	Scott Longenecker (320)	166.8
1976	Ed Acosta (1296)	129.6
1977	Scott Longenecker (149)	207.1
1978	K Johnson (-136)	55.0
1979	Ron Johnson (449)	44.9
1980	John Noga (-150)	45.0
1981	Mike Harreld (162)	100.3
1982	Mike Colgrove (33)	78.5
1983	Todd Jeffers (-145)	97.5
1984	Tom Peterson (-45)	123.5
1985	Tom Peterson (-80)	162.3
1986	Al Wolden (1,452)	133.2
1987	John Gronski (1,203)	120.3
1988	Stephan Vanner (-50)	99.1
1989	Marty Follis (185)	112.9
1990	Marty Follis (163)	95.5
1991	Marty Follis (229)	149.7
1992	Marty Follis (590)	198.4
1993	Bert Brandt (64)	85.3
1994	Bert Brandt (1)	131.8
1995	Brad Prigge (551)	61.2
1996	Chris Meyer (660)	66.0
1997	Pat O'Connor (7)	113.9
1998	Ben Morie (-21)	192.1
1999	Ben Morie (171)	226.6
2000	Geoff Martinson (85)	217.5
2001	Geoff Martinson (29)	257.0
2002	Jason Smith (185)	212.5
2003	Jason Smith (71)	187.4
2004	Nathan Sannes (393)	243.7
2005	Nathan Sannes (226)	286.9
2006	Cory Wardpole (185)	152.4

Total Offense Yardage

Season		Career			
2,869	Nathan Sannes (410-2,869)	2005	5,782	Nathan Sannes (842-5,782)	2001-05
2,827	Geoff Martinson (366-2,827)	2001	5,766	Eddie Acosta ^{RB} (1,039-5,766)	1999-2003
2,681	Nathan Sannes (388-2,681)	2004	5,461	Geoff Martinson (754-5,461)	1998-2001
2,512	Ben Morie (385-2,512)	1999	5,397	Marty Follis (1,209-5,397)	1989-92
2,393	Geoff Martinson (358-2,393)	2000	4,486	Jason Smith (748-4,486)	2000-03
2,338	Jason Smith (377-2,338)	2002	4,241	Ben Morie (675-4,241)	1998-99
2,071	Scott Longenecker (377-2,071)	1977	4,182	Scott Longenecker (946-4,182)	1974-77
2,061	Jason Smith (361-2,061)	2003	3,914	Chris Meyer ^{RB} (898-3,914)	1996-99
1,984	Marty Follis (409-1,984)	1992	2,982	Tom Peterson (564-2,982)	1984-85
1,729	Ben Morie (290-1,729)	1998	2,972	John Gronski ^{RB} (541-2,971)	1986-89

Touchdowns Responsible For

Season		Career			
30	Geoff Martinson	2001	74	Eddie Acosta ^{RB}	1999-2003
30	Nathan Sannes	2005	60	Nathan Sannes	2001-05
28	Geoff Martinson	2000	59	Geoff Martinson	1998-2001
28	Jason Smith	2002	51	Jason Smith	2000-03
27	Ben Morie	1999	45	Marty Follis	1989-92
26	Nathan Sannes	2004	44	Ben Morie	1998-99
25	Eddie Acosta ^{RB}	2001	41	Chris Meyer ^{RB}	1996-99
23	Jason Smith	2003	37	Al Wolden ^{RB}	1983-86
22	Eddie Acosta ^{RB}	2000	31	Scott Longenecker	1974-77
18	Marty Follis	1992	30	Tom Peterson	1984-85
			30	Jason Leden ^{WR}	1998-2001

Total Offense per Game

Season (min-5 gms)		Career (min-20 gms)			
286.9	Nathan Sannes (10 gms)	2005	212.1	Ben Morie (20 gms)	1998-99
257.0	Geoff Martinson (11 gms)	2001	199.1	Scott Longenecker (21 gms)	1974-77
243.7	Nathan Sannes (11 gms)	2004	192.7	Nathan Sannes (30 gms)	2001-05
228.4	Ben Morie (11 gms)	1999	179.4	Jason Smith (25 gms)	2000-03
217.5	Geoff Martinson (11 gms)	2000	174.1	Marty Follis (31 gms)	1989-92
212.5	Jason Smith (11 gms)	2002	142.0	Tom Peterson (21 gms)	1984-85
198.4	Marty Follis (10 gms)	1992	127.0	Geoff Martinson (43 gms)	1998-2001
192.1	Ben Morie (9 gms)	1998	122.7	Eddie Acosta ^{RB} (47 gms)	1999-2003
187.4	Jason Smith (11 gms)	2003	99.1	John Gronski ^{RB} (30 gms)	1986-89
166.8	Scott Longenecker (9 gms)	1975	97.8	Chris Meyer ^{RB} (40 gms)	1996-99

Total Offense per Play

Season (min-50 plays)		Career (min-500 plays)			
7.72	Geoff Martinson (366-2,827)	2001	7.24	Geoff Martinson (754-5,461)	1998-2001
7.25	John Gronski ^{RB} (166-1,203)	1987	6.87	Nathan Sannes (842-5,782)	2001-05
7.00	Nathan Sannes (410-2,869)	2005	6.28	Ben Morie (675-4,241)	1998-99
6.91	Nathan Sannes (388-2,681)	2004	6.00	Jason Smith (748-4,486)	2000-03
6.68	Geoff Martinson (358-2,393)	2000	5.55	Eddie Acosta ^{RB} (1,039-5,766)	1999-2003
6.52	Ben Morie (385-2,512)	1999	5.49	John Gronski ^{RB} (541-2,972)	1986-89
6.48	Eddie Acosta ^{RB} (139-901)	1999	5.29	Tom Peterson (564-2,982)	1984-85
6.43	Eddie Acosta ^{RB} (266-1,710)	2001	4.60	Al Wolden ^{RB} (618-2,841)	1983-86
6.23	Mike Colegrove ^{RB} (126-785)	1982	4.46	Marty Follis (1,209-5,397)	1989-92
6.20	Jason Smith (377-2,338)	2002	4.42	Scott Longenecker (946-4,182)	1974-77

All-Purpose Yardage

Season		Career			
2,208	Eddie Acosta	2001	6,785	Eddie Acosta	1999-2003
1,920	Eddie Acosta	2000	5,511	Jason Leden	1998-2001
1,803	Michael Nordyke	2004	4,478	Chris Meyer	1996-99
1,660	Chris Meyer	1998	3,790	Al Wolden	1983-86
1,613	Al Wolden	1986	3,419	John Gronsk	1986-89
1,568	Jason Leden	1998	3,245	Ryan Welle	1999-2002
1,530	Karl Mikolon	2002	2,961	Michael Nordyke	2003-04
1,512	Jason Leden	2000	2,732	Chad Postal	1990-92
1,386	Ed Acosta	1976	2,730	▶ Anthony Schreiber	2004-p
1,382	John Gronski	1987	2,258	Lee Patten	1971-72

All-Purpose Yardage per Game

Season (min-5 gms)		Career (min-20 gms)			
200.7	Eddie Acosta (11 gms)	2001	148.1	Michael Nordyke (20 gms)	2003-04
174.5	Eddie Acosta (11 gms)	2000	144.4	Eddie Acosta (47 gms)	1999-2003
167.6	Jason Leden (8 gms)	2001	141.3	Jason Leden (39 gms)	1998-2001
166.0	Chris Meyer (10 gms)	1998	136.6	Chad Postal (20 gms)	1990-92
163.9	Michael Nordyke (11 gms)	2004	114.0	John Gronski (30 gms)	1986-89
156.8	Jason Leden (10 gms)	1998	111.9	Chris Meyer (40 gms)	1996-99
146.6	Al Wolden (11 gms)	1986	101.2	Tyler Olson (20 gms)	2003-P
139.1	Karl Mikolon (11 gms)	2002	96.4	Ray Betton (20 gms)	1989-90
138.6	Ed Acosta (10 gms)	1976	88.1	Al Wolden (43 gms)	1983-86
138.2	John Gronski (10 gms)	1987	88.1	▶ Anthony Schreiber (31 gms)	2004-p

300-Yard Games

Season		Career			
6	Nathan Sannes	2005	8	Nathan Sannes	2001-05
4	Geoff Martinson	2001	6	Geoff Martinson	1998-2001

Single-Game Highs


Total Offense				
Yds	Name	Opponent	Date	
527	Nathan Sannes	at Chadron St.	9/11/04	
438	Nathan Sannes	vs Wayne St.	11/5/05	
422	Geoff Martinson	Southwest St.	10/7/00	
391	Nathan Sannes	at C'cida-St. Paul	9/24/05	
374	Geoff Martinson	at Southwest St.	10/13/01	
367	Nathan Sannes	at Northern St.	10/23/04	
344	Ben Morie	Minn.-Duluth	10/23/99	
339	Geoff Martinson	St. Thomas (Minn.)	9/9/00	
338	Geoff Martinson	Minn.-Duluth	10/27/01	
323	Geoff Martinson	MSU-Moorhead	10/20/01	
323	Nathan Sannes	at Minot State	9/3/05	
320	Ben Morie	vs UW-Stevens Point	11/14/99	
317	Geoff Martinson	at Minn.-Morris	11/3/01	
313	Nathan Sannes	at UW-River Falls	9/17/05	
311	Jason Smith	Northern St.	10/5/02	
309	Jason Smith	UM-Crookston	11/15/03	
307	Nathan Sannes	at Winona St.	10/8/05	
300	Nathan Sannes	SW Minnesota St.	10/1/05	

records available beginning with 1989 season

All-Purpose Yardage

Yds	Name	Opponent	Date
352	Karl Mikolon	at MSU-Moorhead	10/26/02
332	Michael Nordyke	at Chadron St.	9/11/04
281	Eddie Acosta	UM-Morris	10/28/00
273	Anthony Schreiber	vs. Upper Iowa	11/10/06
267	Jason Leden	C'cida-St. Paul	10/6/01
260	Eddie Acosta	at MSU-Moorhead	10/14/00
260	Anthony Schreiber	vs Wayne St.	11/5/05
254	Jason Leden	vs UW-Stevens Point	11/14/99
254	Eddie Acosta	MSU-Moorhead	10/20/01
253	Jason Leden	Southwest St.	10/7/00
247	Ryan Welle	at UM-Morris	11/3/01
246	Eddie Acosta	at Wayne St.	9/22/01
245	Michael Nordyke	at Northern St.	10/25/03
241	Eddie Acosta	vs St. Thomas	9/11/99
233	Tyler Olson	at Minnesota St.	8/26/04
232	Karl Mikolon	UM-Morris	11/9/02
229	Eddie Acosta	Minot St.	9/2/00
228	Eddie Acosta	C'cida-St. Paul	10/6/01
227	Jason Leden	at St. Thomas	9/8/01
222	Jason Leden	at Southwest St.	10/13/01
221	Eddie Acosta	at Southwest St.	10/13/01
217	Jason Leden	at Minot St.	9/1/01
215	Eddie Acosta	MSU-Moorhead	10/4/03
212	Jason Leden	vs UM-Crookston	11/6/05
207	Jason Leden	C'cida-St. Paul	9/30/00
207	Eddie Acosta	at UM-Morris	11/3/01
202	Jason Leden	vs UW-River Falls	11/10/00
201	Eddie Acosta	UM-Crookston	11/4/00
201	Eddie Acosta	at St. Thomas	9/8/01
201	Michael Nordyke	at Northern St.	10/23/04

records available beginning with 1999 season



Above: Quarterback **Ben Morie** is BSU's all-time leader in career total offense per game, averaging more than 212 yards during his 20-game career.

BSU STATE FOOTBALL

BSU Recordbook SCORING AND KICKING

Quickly...

Punt Attempts	
Game: 12.....11/2/1985	Danny Krause vs Minnesota-Duluth
Season: 84.....1979	Mike Guzzo
Career: 252.....1982-85	Danny Krause

Punting Yards	
Punt: 85.....9/27/1997	Cullen Garrity vs Southwest State
Game: 402.....11/2/1985	Danny Krause vs Minn.-Duluth
Season: 2,946.....1979	Mike Guzzo
Career: 9,632.....1982-85	Danny Krause

Punting Average	
Game: 49.4.....10/27/1984	Danny Krause vs Loras
Season: 41.8.....1977	Rick Van Roekel
Career: 38.2.....1982-85	Danny Krause

Annual Punting Leaders (since 1971)

yr	name (punts/yds)	ypg
1971	John Backes (51/1,663)	32.6
1972	John Backes (54/1,861)	34.5
1973	John Backes (40/1,638)	40.9
1974	Dale Gilson (23/815)	35.4
1975	Rick Van Roekel (62/2,134)	34.4
1976	Rick Van Roekel (72/2,182)	30.3
1977	Rick Van Roekel (53/2,317)	41.8
1978	Mike Guzzo (64/2,427)	37.9
1979	Mike Guzzo (84/2,946)	35.1
1980	Troy Hawkshhead (17/545)	32.1
1981	Pat Pfau (69/2,380)	34.5
1982	Danny Kraus (54/1,994)	36.9
1983	Danny Kraus (71/2,643)	37.2
1984	Danny Kraus (60/2,479)	41.3
1985	Danny Kraus (66/2,516)	38.1
1986	Jeff Spry (54/1,734)	32.1
1987	Jeff Spry (45/1,411)	31.4
1988	Mark Leonartowicz (20/687)	34.4
1989	Steve Bell (66/1,854)	33.1
1990	Lin Anderson (33/1,112)	33.7
1991	Brian Murray (49/1,572)	32.1
1992	Brian Murray (49/1,464)	29.9
1993	Brian Murray (67/2,166)	32.3
1994	Bert Brandt (56/1,995)	35.6
1995	Dan Brown (40/1,444)	36.1
1996	Cullen Garrity (78/2,762)	35.4
1997	Cullen Garrity (57/2,105)	36.9
1998	Geoff Martinson (57/1,909)	33.5
1999	Geoff Martinson (57/1,967)	34.5
2000	Neil Collier (46/1,488)	32.3
2001	Neil Collier (41/1,499)	36.6
2002	Neil Collier (52/1,801)	34.6
2003	Jason Baez (45/1,742)	38.7
2004	Adam Noble (26/860)	33.1
2005	Michael McDonald (48/1,815)	37.8
2006	Michael McDonald (57/2,142)	37.6

Points Scored

Season	Player	Points
152	Eddie Acosta (25 TD, 1 PAT)	2001
134	Eddie Acosta (22 TD, 1 PAT)	2000
98	Ed Acosta (16 TD, 1 PAT)	1976
98	Tyler Olson (16 TD, 1 PAT)	2004
96	Al Wolden (16 TD)	1986
90	Chris Meyer (15 TD)	1998
90	Eddie Acosta (15 TD)	2003
86	Michael Nordyke (14 TD, 1 PAT)	2004
78	John Gronski (13 TD)	1987
78	Chris Meyer (13 TD)	1999

Career	Player	Points
450	Eddie Acosta (74 TD, 3 PAT)	1999-2003
246	Chris Meyer (41 TD)	1996-99
224	Al Wolden (37 TD, 1 PAT)	1983-86
182	Jason Leden (30 TD, 1 PAT)	1998-2001
172	Ryan Welle (28 TD, 2 PAT)	1999-2002
170	Michael McDonald (128PAT, 14 FG)	2004-p
168	John Gronski (28 TD)	1986-89
155	Neil Collier (110 PAT, 15 FG)	1999-2002
150	Adam Noble (25 TD)	2001-04
136	Charlie Warring (61 PAT, 25 FG)	1981-84
133	Mike Guzzo (55 PAT, 26 FG)	1976-79

Points Scored - Kicking

Season	Player	Points
68	Michael McDonald (53 PAT, 5 FG)	2005
54	Mike Guzzo (27 PAT, 9 FG)	1977
52	Charlie Warring (19 PAT, 11 FG)	1983
51	Michael McDonald (39 PAT, 4 FG)	2006
51	Michael McDonald (36 PAT, 5 FG)	2005
48	Charlie Warring (30 PAT, 6 FG)	1984
46	Brian Heredos (22 PAT, 8 FG)	1985
43	Neil Collier (40 PAT, 1 FG)	2001
41	Neil Collier (29 PAT, 4 FG)	2002
40	Pete Theriault (25 PAT, 5 FG)	1986
37	David Hagen (31 PAT, 2 FG)	2003

Career	Player	Points
170	Michael McDonald (128PAT, 14 FG)	2004-p
155	Neil Collier (110 PAT, 15 FG)	1999-02
136	Charlie Warring (61 PAT, 25 FG)	1981-84
133	Mike Guzzo (55 PAT, 26 FG)	1976-79
55	Matt Wallace (22 PAT, 11 FG)	1992-93
46	Brian Heredos (22 PAT, 8 FG)	1985
40	Pete Theriault (25 PAT, 5 FG)	1983, 85-86
37	David Hagen (31 PAT, 2 FG)	2003
36	Brad Boser (21 PAT, 5 FG)	1990-91
31	Matt Leonartowicz (16 PAT, 5 FG)	1988

Touchdowns Scored

Season	Player	TDs
25	Eddie Acosta (21 rush, 4 rcv)	2001
22	Eddie Acosta (18 rush, 4 rcv)	2000
16	Ed Acosta (15 rush, 1 rcv)	1976
16	Al Wolden (13 rush, 3 rcv)	1986
16	Tyler Olson (15 rush, 1 rcv)	2004
15	Chris Meyer (13 rush, 2 rcv)	1998
15	Eddie Acosta (14 rush, 1 rcv)	2003
14	Michael Nordyke (4 rush, 10 rcv)	2004
13	John Gronski (13 rush)	1987
13	Chris Meyer (7 rush, 6 rcv)	1999

Career	Player	TDs
74	Eddie Acosta (64 rush, 10 rcv)	1999-2003
41	Chris Meyer (33 rush, 8 rcv)	1996-99
37	Al Wolden (29 rush, 8 rcv)	1983-86
30	Jason Leden (24 rcv, 6 ret)	1998-2001
28	John Gronski (27 rush, 1 rcv)	1986-89
28	Ryan Welle (3 rush, 24 rcv, 1 ret)	1999-2002
26	Tyler Olson (22 rush, 4 rcv)	2003-2006
25	Adam Noble (25 rcv)	2001-04
21	►Anthony Schreiber (5 rush, 15 rcv, 1 ret)	2004-p
19	Michael Nordyke (6 rush, 13 rcv)	2003-04
19	Alvaro Carvajal (18 rush, 1 rcv)	2004-05

PAT Kicks Made

Season	Player	Points
53	Michael McDonald (53-55)	2004
40	Neil Collier (40-55)	2001
39	Michael McDonald (39-42)	2006
36	Michael McDonald (36-44)	2005
31	David Hagen (31-40)	2003
30	Charlie Warring (30-34)	1984
29	Neil Collier (29-32)	2002
27	Mike Guzzo (27-na)	1977
25	Pete Theriault (25-27)	1986
23	Neil Collier (23-24)	1999

Career	Player	Points
128	Michael McDonald (128-141)	2004-P
110	Neil Collier (110-136)	1999-2002
61	Charlie Warring (61-66)	1981-84
55	Mike Guzzo (55-57)	1976-79
31	David Hagen (31-40)	2003
30	Cullen Garrity (30-37)	1995-97
25	Pete Theriault (25-27)	1983, 85-86
22	Brian Heredos (22-24)	1985
22	Matt Wallace (22-na)	1992-93
21	Brad Boser (21-29)	1990-91

Field Goals Made

Season	Player	Points
11	Charlie Warring (11-18)	1983
9	Mike Guzzo (9-16)	1977
8	Mike Guzzo (8-13)	1979
8	Brian Heredos (8-11)	1985
7	Matt Wallace (7-na)	1993
6	Charlie Warring (6-10)	1984
6	Neil Collier (6-7)	2000
5	six times. Last: Michael Mc Donald (5-7)	2005

Career	Player	Points
26	Mike Guzzo (26-48)	1976-79
25	Charlie Warring (25-42)	1981-84
15	Neil Collier (15-23)	1999-2002
14	Michael McDonald (14-22)	2004-P
11	Matt Wallace (11-11)	1992-93
8	Brian Heredos (8-11)	1985
5	Pete Theriault (5-10)	1983, 85-86
5	Matt Leonartowicz (5-8)	1988
5	Brad Boser	1990-91
5	Cullen Garrity (5-12)	1995-97

Punts

Season	Player	Points
84	Mike Guzzo (84-2,946)	1979
78	Cullen Garrity (78-2,762)	1996
72	Rick Van Roekel (72-2,182)	1976
71	Danny Kraus (71-2,643)	1983
69	Pat Pfau (69-2,380)	1981
67	Brian Murray (67-2,166)	1993
66	Danny Kraus (66-2,516)	1985
64	Mike Guzzo (64-2,427)	1978
62	Rick Van Roekel (62-2,134)	1975
60	Danny Kraus (66-2,516)	1985

Career	Player	Points
251	Danny Kraus (251-9,632)	1982-85
194	Brian Murray (914-6,107)	1990-93
187	Rick Van Roekel (187-6,533)	1975-77
154	Cullen Garrity (154-5,460)	1995-97
148	Mike Guzzo (148-5,373)	1976-79
145	John Backes (145-5,162)	1971-73
139	Neil Collier (139-4,788)	1999-2002
120	Michael McDonalds (120-4,423)	2004-p
114	Geoff Martinson (114-3,876)	1998-2001
96	Jeff Spry (96-3,145)	1985-87

Quickly...

Points Scored	
Game: 36.....10/31/1998	Chris Meyer vs Minnesota-Duluth
Season: 152.....2001	Eddie Acosta
Career: 450.....1999-2003	Eddie Acosta

Touchdowns Scored

Game: 6.....10/31/1998	Chris Meyer vs Minn.-Duluth
Season: 25.....2001	Eddie Acosta
Career: 74.....1999-2003	Eddie Acosta

PAT Kicks Made

Game: 7.....six times	Last: Michael McDonald vs Wis.-River Falls
Season: 53.....2004	Michael McDonald
Career: 128.....2004-p	Michael McDonald

Field Goals

Long FG: 53.....10/15/1977	Mike Guzzo vs Winona State
Game: 3.....three times	Last: 11/10/2000 Neil Collier vs Minn.-Crookston
Season: 11.....1983	Charlie Warring
Career: 26.....1976-79	Mike Guzzo

Annual Scoring Leaders (since 1971)

yr	name (TD)	TDpg
1971	Lee Patten (6)	4.9
1972	Lee Patten (3)	2.0
1973	Charlie Meyers (6)	4.0
1974	Scott Lindberg (5)	3.3
1975	Scott Longenecker (7)	4.7
1976	Ed Acosta (16)	9.8
1977	Mike Guzzo (0)	5.4
1978	Mike Guzzo (0)	2.1
1979	Mike Guzzo (0)	3.5
1980	John Stanslanski (3)	1.8
1981	Ron Johnson (5)	3.2
1982	Charlie Warring (0)	3.2
1983	Charlie Warring (0)	4.7
1984	Al Wolden (10)	5.5
1985	Al Wolden (10)	6.2
1986	Al Wolden (16)	8.7
1987	John Gronski (13)	7.1
1988	Mark Leonartowicz (0)	3.1
1989	John Gronski (10)	6.7
1990	Ray Betton (9)	4.9
1991	Chad Postal (11)	7.3
1992	Marty Follis (9)	5.8
1993	Matt Wallace (0)	2.8
1994	Dan Brown (7)	5.6
1995	Brad Prigge (8)	5.0
1996	Chris Meyer (5)	3.0
1997	Chris Meyer (8)	4.8
1998	Chris Meyer (15)	9.0
1999	Chris Meyer (13)	7.8
2000	Eddie Acosta (22)	12.2
2001	Eddie Acosta (25)	14.0
2002	Ryan Welle (12)	6.7
2003	Eddie Acosta (15)	8.2
2004	Tyler Olson (16)	9.8
2005	Alvaro Carvajal (12)	7.4
2006	Anthony Schreiber (9)	4.5

BEMIDJI STATE FOOTBALL

BSU Recordbook TACKLES AND SACKS

Annual Tackle Leaders (since 1976)

yr	name (UT-AT)	tot
1976	Frank Turk (22-68)	90
1977	Mark Wambach (45-83)	128
1978	Marlin Campbell (26-87)	113
1979	Jeff Kulovits (23-79)	102
1980	Bill Bryand (22-76)	98
1981	Bill Bryand (31-66)	97
1982	Bill Bryand (44-94)	138
1983	Bill Bryand (49-90)	139
1984	Matt Oxford (23-78)	101
1985	Steve Nejman (29-64)	93
1986	Chris Holgard (46-82)	128
1987	Rick Jensen (26-54)	80
1988	Will Kuloloia (36-77)	113
1989	two players with	83
1990	Larry Phillippi (43-88)	131
1991	Matt Juhl (21-54)	75
1992	Matt Juhl (44-47)	91
1993	Jim Carlson (58-58)	116
1994	Rick Tawarowski (46-42)	88
1995	Tim Andree (52-44)	96
1996	Eric Zajkowski (41-80)	121
1997	Ben McAninch (45-36)	81
1998	Rob Sutera (50-38)	88
1999	Terrance Wilcox (45-45)	90
2000	Jon Aamot (43-63)	106
2001	Pat Engleright (56-50)	106
2002	Jon Aamot (52-63)	115
2003	Marty Humeniuk (53-66)	119
2004	Jeremiah Johnson (39-66)	105
2005	Jeremiah Johnson (41-71)	112
2006	Zach Christ (30-55)	85

Annual Tackle-For-Loss Leaders (since 1976)

yr	name	TFL
1976	Two players with	9.0
1977	Frank Turk	19.0
1978	Marlin Campbell	12.0
1979	Jeff Kiehl	9.0
1980	Gerald Settles	7.0
1981	Rob Holm	11.0
1982	Dale Graff	8.0
1983	Jeff Moore	13.0
1984	Two players with	9.0
1985	Bob Brabender	12.0
1986	Matt Wellumson	14.0
1987	Two players with	5.0
1988	Ernie Heifort	10.0
1989	Ernie Heifort	6.0
1990	Mark Glowack	9.0
1991	Chad McAlpine	6.0
1992	Dana Graveson	8.0
1993	Two players with	5.0
1994	Daryl Fish	7.0
1995	Fred Miller	12.0
1996	Ben McAninch	13.0
1997	Ben McAninch	17.0
1998	Jay Hanson	20.0
1999	Jay Hanson	21.0
2000	Wallie Kuchinski	16.0
2001	Wallie Kuchinski	13.5
2002	James Midboe	8.0
2003	Marty Humeniuk	14.5
2004	three players	8.5
2005	Zach Stafford	8.5
2006	Zach Stafford	15.5

Annual Sack Leaders (since 1985)

yr	name (UT-AT)	tot
1985	Matt Wellumson	7.0
1986	Matt Wellumson	13.5
1987	Ernie Heifort	6.0
1988	Darius Belcher	6.0
1989	three players with	2.0
1990	Les Bragg	3.5
1991	Brad Surina	3.0
1992	Nick Skarich	5.0
1993	two players with	2.0
1994	Corey Peters	4.0
1995	two players with	2.5
1996	three players with	3.5
1997	four players with	3.0
1998	Jay Hanson	16.5
1999	Jay Hanson	12.0
2000	Wallie Kuchinski	5.0
2001	Wallie Kuchinski	9.5
2002	James Midboe	6.0
2003	Ben Jacobson	5.0
2004	James Midboe	6.5
2005	Zach Stafford	5.0
2006	Robert Molstad	7.0

Total Tackles

Season (UT-AT)	Career		
139 Bill Bryand (49-90)	1983	472 Bill Bryand (146-326)	1980-83
138 Bill Bryand (44-94)	1982	362 Jon Aamot (157-205)	1999-2003
136 Bob Prigge (57-79)	1990	351 Eric Zajkowski (150-201)	1995-98
131 Larry Phillippi (43-88)	1990	314 Larry Phillippi (101-213)	1987-90
128 Matt Wambach (45-83)	1977	304 Marty Humeniuk (150-154) ^{DB}	1999-2003
128 Chris Holgard (46-82)	1986	296 Pat Engleright (140-156)	1998-2001
121 Eric Zajkowski (41-80)	1996	293 Rich Schwartz (134-159)	1981, 83-85
119 Marty Humeniuk ^{DB} (53-66)	2003	288 ▶Jeremiah Johnson	2004-p
116 Jim Carlson (58-58)	1993	273 Tony Weber (114-159)	1975-78
115 Jon Aamot (52-63)	2002	266 Matt Juhl (97-169)	1990-93

Solo Tackles

Season	Career		
58 Jim Carlson	1993	157 Jon Aamot	1999-2003
58 Eric Zajkowski	1995	155 Joe Olsen	1994-97
57 Bob Prigge	1990	150 Eric Zajkowski	1995-98
56 Pat Engleright	2001	150 Marty Humeniuk ^{DB}	1999-2003
55 Tim Andree	1995	146 Bill Bryand	1980-83
53 Kevin Prosser	1986	140 Pat Engleright	1998-2001
53 Marty Humeniuk ^{DB}	2003	134 Rich Schwartz	1981, 83-85
52 Jon Aamot	2002	134 Shane Gibb	1994-96
50 Joe Olsen	1997	123 Ben McAninch	1995-98
50 Rob Sutera	1998	120 Rob Sutera	1997-99

Assisted Tackles

Season	Career		
94 Bill Bryand	1982	326 Bill Bryand	1980-83
90 Bill Bryand	1983	213 Larry Phillippi	1987-90
88 Larry Phillippi	1990	204 Jon Aamot	1999-2003
87 Marlin Campbell	1978	201 Eric Zajkowski	1995-98
83 Matt Wambach	1977	186 ▶Jeremiah Johnson	2004-p
82 Chris Holgard	1986	176 Tom Jacobsen	1976-79
80 Eric Zajkowski	1996	169 Matt Juhl	1990-93
79 Bob Prigge	1990	159 Tony Weber	1975-78
78 Matt Oxford	1984	159 Rich Schwartz	1981, 83-85
77 Will Kuloloia	1988	156 Pat Engleright	1998-2001

Tackles for Loss

Season (UTFL-ATFL/Yds)	Career		
20.0 Jay Hanson (20-0/133)	1998	52.0 Ben McAninch (52-0/201)	1995-98
20.0 Jay Hanson (20-0/106)	1999	43.5 Wallie Kuchinski (41-5/208)	1998-2001
19.0 Frank Turk (19-0/na)	1977	40.0 Jay Hanson (40-0/239)	1998-99
18.0 Terrance Wilcox (18-0/40)	1999	33.0 Wes Ehlers (33-0/124)	1997-2000
17.0 Ben McAninch (14-0/60)	1998	32.0 James Midboe (23-18/181)	2001-05
16.0 Wallie Kuchinski (16-0/75)	2000	30.0 Eric Zajkowski (30-0/144)	1995-98
15.5 ▶Zach Stafford (14-3/50)	2006	27.5 Jon Aamot (21-13/83)	1999-2003
14.5 Marty Humeniuk ^{DB} (10-9/53)	2003	27.0 Frank Turk (27-0/na)	1976-77
14.0 Todd Arndt (14-0/na)	1977	27.0 ▶Zach Stafford (27.0/99)	2004-p
14.0 Matt Wellumson (14-0/na)	1986	26.0 Tom Jacobson (26-0/na)	1976-79
14.0 Ben McAninch (14-0/60)	1998	26.0 Terrance Wilcox (26-0/77)	1998-99
		26.0 Pat Engleright (25-2/92)	1998-2001

Yards from Tackles for Loss

Season	Career		
133 Jay Hanson	1998	239 Jay Hanson	1998-99
106 Jay Hanson	1999	208 Wallie Kuchinski	1998-2001
75 Ben McAninch	1997	201 Ben McAninch	1995-98
75 Wallie Kuchinski	2000	181 James Midboe	2001-05
71 ▶Robert Molstad	2006	144 Eric Zajkowski	1995-98
69 Wallie Kuchinski	2001	124 Wes Ehlers	1997-2000
64 Fred Miller	1995	119 Adam Coughlin	2000-03
63 James Midboe	2004	112 ▶Seth Iverson	2004-p
61 James Midboe	2002	99 ▶Zach Stafford	2004-p
60 Ben McAninch	1998	96 ▶Robert Molstad	2004-p

Quarterback Sacks

Season (yds)	Career (yds)		
16.5 Jay Hanson (16-1/118)	1998	26.5 Jay Hanson (205)	1995-98
13.5 Mat Wellumson (13-1/na)	1986	22.5 Wallie Kuchinski (143)	1998-2001
10.0 Jay Hanson (9-2/87)	1999	20.5 Matt Wellumson (na)	1981, 83-85
9.5 Wallie Kuchinski (8-3/59)	2001	20.0 James Midboe (156)	2001-05
9.0 Bart Bodway (9-0/na)	1986	16.5 Ben McAninch (90)	1995-98
7.5 Ben McAninch (7-1/50)	1998	14.0 Bart Bodway (na)	1985-86
7.0 Matt Wellumson (7-0/na)	1985	13.5 ▶Zach Stafford	2004-p
7.0 Bruce Kranig (7-0/na)	1986	13.0 Wes Ehlers (87)	1997-2000
7.0 Kevin Prosser (7-0/na)	1986	12.5 Ernie Heifort (na)	1986-89
7.0 ▶Robert Molstad (7.0/62)	2006	12.0 Bruce Kranig (na)	1984-87
6.5 James Midboe (4-5/58)	2004	11.5 ▶Seth Iverson (73)	2004-p
6.5 ▶Zach Stafford (6.5/31)	2006		

Quickly...

Solo Tackles	
Game: 14.....	9/25/1993
Jim Carlson vs Michigan Tech	
Season: 58.....	1993
Jim Carlson	
Career: 146.....	1980-83
Bill Bryand	

Assisted Tackles	
Game: 18.....	9/29/1984
Matt Oxford vs Moorhead State	
Season: 94.....	1982
Bill Bryand	
Career: 326.....	1980-83
Bill Bryand	

Total Tackles	
Game: 23.....	11/8/1986
Chris Holgard vs Moorhead State	
Season: 139.....	1983
Bill Bryand	
Career: 472.....	1980-83
Bill Bryand	

Tackles for Loss	
Game: not available	
Season: 21.....	1999
Jay Hanson	
Career: 52.....	1995-98
Ben McAninch	

Yards From Tackles for Loss	
Game: not available	
Season: 133.....	1999
Jay Hanson	
Career: 239.....	1998-2001
Jay Hanson	

Quarterback Sacks	
Game: 4.....	9/12/1998
Jay Hanson vs St. Thomas (Minn.)	
Season: 16.5.....	1998
Jay Hanson	
Career: 26.5.....	1998-2000
Jay Hanson	



Above: After just three seasons, junior Michael McDonald owns BSU records for points scored by a kicker (170) and PATs made (128). He currently ranks sixth on BSU's all-time scoring list.

BSU FOOTBALL STATE

BSU Recordbook RETURNS

Quickly...

Punt Return Yards

Play: 86.....10/22/1955
D. Campbell vs Mankato State

Game: 154.....9/8/2001
Jason Leden at St. Thomas

Season: 380.....1985
A.J. Ritacco

Career: 1,047.....1998-2001
Jason Leden

Punt Return Touchdowns

Game: 2.....9/8/2001
Jason Leden at St. Thomas

Season: 2.....1985
Joe Olson

Career: 3.....1998-2001
Jason Leden

Kickoff Return Yards

Play: 100.....10/13/1973
Mark Patten vs Southwest State

Game: 100.....9/30/06
Johnathan Hawks at Northern State

Season: 710.....1986
A.J. Ritacco

Career: 2,030.....1998-2001
Jason Leden

Kickoff Return Touchdowns

Game: 1.....many times

Season: 1.....many times

Career: 3.....1998-2001
Jason Leden

Annual Pass Defense Leaders (since 1976)

yr	name	PBU
1976	Two players with	8
1977	Ron Cunningham	8
1978	Kevin Baglein	8
1979	Two players with	7
1980	Ken Brown	9
1981	Rich Schwartz	8
1982	Bill Bryand	11
1983	Jeff Buerkle	8
1984	Rich Schwartz	11
1985	Two players with	5
1986	Pete Theriault	5
1987	Carey Woods	6
1988	Four players with	3
1989	Brian Griffin	12
1990	Two players with	6
1991	Two players with	4
1992	Roger Campanelli	10
1993	Robb Reed	6
1994	Joe Olsen	9
1995	Joe Olsen	10
1996	Cullen Garrity	13
1997	Two players with	10
1998	Ryan Fritts	6
1999	Ryan Fritts	8
2000	Ryan McCrady	11
2001	Three players with	4
2002	Chris Canter	8
2003	Chris Canter	7
2004	Torry Joubert	12
2005	Willy Plancher	6
2006	Zach Christ	5

Quickly...

Interceptions

Game: 3.....11/20/1983
Rich Schwartz vs Augsburg

Season: 8.....11/6/2004
Cory Brewer vs Wayne State (Neb.)

Career: 20.....1982-85
Rich Schwartz

Interception Return Yards

Play: 97.....9/24/1948
Jack Vinje vs Winona State

Game: 97.....9/24/1948
Jack Vinje vs Winona State

Season: 133.....2004
Kyle Rambow

Career: 209.....1982-85
Rich Schwartz

Interception Return Touchdowns

Game: 1.....many times

Season: 2.....1985
Matt Wellumson

Career: 2.....2003
Adam Coughlin^{FE}

Game: 2.....2006
Matt Herber

Career: 2.....1981, 83-85
Matt Wellumson

Game: 2.....2000-03
Adam Coughlin^{FE}

Career: 2.....2006
Matt Herber

Passes Defensed

Game: not available

Season: 19 (8 INT).....1984
Rich Schwartz

Career: 52 (20 INT).....1982-85
Rich Schwartz

PAT Returns

Game: 1.....9/25/2004
Corey Brewer (INT) vs Concordia-St. Paul

Season: 1.....2004
Corey Brewer

Career: 1.....2004-p
Corey Brewer

Annual Interception Leaders (since 1976)

yr	name	IPG
1976	Tony Weber (6)	0.60
1977	Tony Weber (4)	0.30
1978	Tony Weber (3)	0.33
1979	Two players (2)	0.20
1980	Ken Brown (3)	0.30
1981	Two players (2)	0.20
1982	Dick Lugeanbeal (6)	0.60
1983	Rich Schwartz (7)	0.64
1984	Rich Schwartz (8)	0.73
1985	A.J. Ritacco (5)	0.50
1986	Pete Theriault (6)	0.55
1987	Jeff Knaup (5)	0.50
1988	Steve Tax (3)	0.30
1989	Brian Griffin (6)	0.67
1990	Two players (3)	0.27
1991	Two players (2)	0.22
1992	Roger Capanelli (4)	0.40
1993	Jim Carlson (2)	0.20
1994	Two players (2)	0.22
1995	Joe Olsen (5)	0.50
1996	Cullen Garrity (4)	0.40
1997	Two players (2)	0.20
1998	Five players (1)	0.10
1999	Ryan Fritts (4)	0.36
2000	Ryan McCrady (5)	0.45
2001	Kyle Rambow (2)	0.18
2002	John Roscoe (4)	0.36
2003	Torry Joubert (5)	0.45
2004	Torry Joubert (5)	0.45
2005	Chris Canter (2)	0.25
2006	Matt Herber (4)	0.33

Interceptions

Season	Career
8 Rich Schwartz	20 Rich Schwartz
7 Rich Schwartz	13 Tony Weber
6 Jim Swanson	12 Pete Theriault
6 Tony Weber	11 A.J. Ritacco
6 Dick Lugeanbeal	11 Joe Olsen
6 Pete Theriault	10 Jim Swanson
6 Brian Griffin	10 Dick Lugeanbeal
5 eight times. Last: Torry Joubert	10 Jeff Buerkle
	10 Torry Joubert
	8 Cullen Garrity
	8 Ryan McCrady

Interception Return Yardage

Season	Career
133 Kyle Rambow (3-133)	209 Rich Schwartz (20-209)
126 Jim Swanson (6-126)	178 Cullen Garrity (8-178)
121 Cullen Garrity (4-121)	173 Ryan McCrady (8-173)
109 Matt Wellumson (2-109)	166 Kyle Rambow (5-166)
106 Rich Schwartz (8-106)	162 Tony Weber (13-162)
101 Ryan mcCrady (2-101)	149 Joe Olsen (11-149)
93 Rich Schwartz (7-93)	145 Jim Swanson (10-145)
93 Torry Joubert (5-93)	130 A.J. Ritacco (11-130)
92 Dick Lugeanbeal (6-92)	123 Torry Joubert (10-123)
86 ►Matt Heber (4-86)	114 Pete Theriault (12-114)

Interception Return Touchdowns

Season	Career
2 Matt Wellumson	2 Matt Wellumson
2 Adam Coughlin	2 Adam Coughlin
2 ►Matt Heber	2 ►Matt Heber
1 19 times. Last: T.J. Schmitz	1 19 times. Last: Josh Smith
Zach Christ	Jeremiah Johnson
Josh Smith	Zach Christ
	T.J. Schmitz

Punt Return Yardage

Season	Career
380 A.J. Ritacco	1,047 Jason Leden
363 Jason Leden	882 A.J. Ritacco
328 A.J. Ritacco	313 Michael Nordyke
278 Jason Leden	280 ►Anthony Schreiber
275 Michael Nordyke	250 Jim Swanson
271 Jason Leden	192 James Weston
213 Jim Swanson	190 Anthony Acosta
212 ►Anthony Schreiber	185 Karl Mikolon
192 James Weston	184 Mike Skinner
190 Anthony Acosta	180 Danny Long

Punt Return Touchdowns

Season	Career
2 Joe Olsen	3 Jason Leden
2 Jason Leden	2 Joe Olsen
1 Blue Olson	1 Blue Olson
1 Vince Varpness	1 Vince Varpness
1 Jason Leden	1 Ryan Welle
1 Ryan Welle	1 Karl Mikolon
1 Karl Mikolon	1 ►Anthony Schreiber
1 ►Anthony Schreiber	

Kickoff Return Yardage

Season	Career
710 A.J. Ritacco	2,030 Jason Leden
674 Jason Leden	1,145 Lee Patten
662 Jason Leden	982 A.J. Ritacco
606 Lee Patten	917 Bruce Rambo
559 Mike Mielke	896 Chad Postal
539 Lee Patten	850 Michael Nordyke
508 Jonathan Hawks	748 Drew Wilson
473 Bruce Rambo	743 Mark Patten
455 Michael Nordyke	620 Mike Mielke
444 Bruce Rambo	571 Johnathan Hawks
444 James Weston	

Kickoff Return Touchdowns

Season	Career
1 Robb Reed	3 Jason Leden
1 Brad Prigge	1 Robb Reed
1 Jason Leden	1 Brad Prigge
1 Jason Leden	1 Drew Wilson
1 Drew Wilson	1 Johnathan Hawks
1 Jason Leden	
1 Jonathan Hawks	

BEMIDJI STATE FOOTBALL

BSU Recordbook TEAM RECORDS

Team Single-Season

Rushing yards		
2,519	508-2519	2004
2,317	456-2317	2001
2,275	517-2275	1976
2,213	439-2213	2000
2,061	443-2061	1974

Rushing attempts

533	533-1,858	2006
517	517-2275	1976
512	512-1785	1986
508	508-2519	2004
501	501-1917	1990

Rushing TDs

33	2004
30	2001
28	1999
24	1976
23	2000
23	2006

Rushing yards/game

229.0	9 games	1974
229.0	11 games	2004
227.5	10 games	1976
215.2	9 games	1989
210.6	11 games	2001

Pass attempts

323	187-323-13	2005
322	176-322-14	2003
317	174-317-15	1999
313	158-313-19	1977
304	147-304-15	1985

Pass completions

188	188-302-10	2001
187	18-323-13	2005
176	176-322-14	2003
174	174-317-15	1999
173	173-294-10	2004

Passing yards

2,864	188-302-10	2001
2,680	187-323-13	2005
2,510	174-317-15	1999
2,371	169-301-12	2000
2,367	173-294-10	2004

Team Single-Season

Passing TDs		
27	2001
27	2005
26	2003
25	2000
23	2002

Pass completion pct

62.3	188-302-10	2001
58.8	173-294-10	2004
57.9	187-323-13	2005
57.0	298-170-13	2006
56.1	169-301-12	2000

Pass efficiency

164.8	188-302-10	2001
147.1	187-323-13	2005
144.4	173-294-10	2004
141.7	169-301-12	2000
134.5	158-284-10	1998

Passing yards/game

268.0	10 games	2005
260.4	11 games	2001
228.2	11 games	1999
219.7	10 games	1998
215.5	11 games	2000

Total offense yards

5,181	758-2317	2001
4,886	802-4886	2004
4,584	740-2213	2000
4,395	777-1885	1999
4,380	721-4380	2005

Total offense/game

471.0	11 games	2001
444.2	11 games	2004
438.0	10 games	2005
416.7	11 games	2000
399.5	11 games	1999

Total offense/play

6.84	758-2317	2001
6.19	740-2213	2000
6.09	802-4886	2004
6.07	721-4380	2005
5.66	777-1885	1999

Team Single-Season

All purpose yards		
6,460	2001
6,037	2004
5,977	1999
5,880	2000
5,278	2003

Total points scored

422	58 TD	2004
415	61 TD	2001
367	51 TD	2000
366	52 TD	1999
353	49 TD	2005

Touchdowns scored

61	30/27/4	2001
58	33/22/3	2004
52	28/21/3	1999
51	23/25/3	2000
49	19/26/4	2003
49	19/27/3	2005

Field goals made

14	14-n/a	1990
11	11-18	1983
9	9-16	1977
8	8-11	1985
8	8-13	1979

Punt yards

2,946	84-2946	1979
2,762	78-2762	1996
2,711	72-2711	1983
2,516	66-2516	1985
2,479	60-2479	1984

Punt attempts

84	84-2946	1979
78	78-2762	1996
72	72-2182	1976
72	72-2711	1983
71	71-2193	1980

Punt return yards

451	37-451	1986
445	43-445	1985
424	27-424	2001
383	39-383	1999
344	29-344	1984

Team Single-Season

Punt return TDs		
3	2001
2	1995
1	1994
1	1998
1	2000
1	2006

Kick return yards

1,063	51-1063	1999
955	58-955	1990
931	51-931	1997
893	51-893	1987
888	39-888	1986

Kick return TDs

2	1999
1	1991
1	1995
1	1998
1	2000
1	2006

Interceptions

28	28-399	1985
26	26-165	1983
25	25-214	1984
23	23-343	2003
22	22-292	2006

Interception return TDs

5	1985
4	2003
3	1996
3	2005
3	2006

Total tackles

1,059	613-446	1995
1,008	326-682	1977
983	308-675	1984
955	448-507	1986
929	402-527	2002

Sacks

53.0	53-0/0	1986
40.5	40-1/279	1998
40.0	40-296	2006
34.5	32-5/260	1999
28.5	21-15/161	2001

Team Records

Most First Downs

Gm.:	35 at Chadron St.	9/11/04
Sea.:	270	2004

Most First Downs Allowed

Gm.:	33 vs St. Cloud St.	10/28/78
Sea.:	222	2000

Most Rushing Yards

Gm.:	453 vs N'western (Minn)	9/16/89
Sea.:	2,519	2004

Most Rushing Yards Allowed

Gm.:	585 vs UW-River Falls	11/14/98
Sea.:	2,437	1978

Most Passes Attempted

Gm.:	57 vs St. Cloud St.	10/11/75
	57 at Chadron St.	9/11/04
Sea.:	323	2005

Most Passes Completed

Gm.:	34 at Chadron St.	9/11/04
Sea.:	188	2001

Most Passing Yards

Gm.:	500 at Chadron St.	9/11/04
Sea.:	2,864	2001

Most Completions Allowed

Gm.:	34 vs Southwest St.	10/7/00
Sea.:	202	2006

Most Passing Yards Allowed

Gm.:	559 vs Southwest St.	11/17/91
Sea.:	2,470	2005

Most Interceptions Thrown

Gm.:	►11 vs St. Cloud St.	10/31/70
Sea.:	27	1970

Most Total Plays

Gm.:	112 vs St. Cloud St.	10/30/71
Sea.:	831	2006

Most Total Yards

Gm.:	658 at Chadron St.	9/11/04
Sea.:	5,181	2001

Most Total Yards Allowed

Gm.:	646 at Winona St.	10/8/05
Sea.:	4,252	1993

Most Touchdowns Scored

Gm.:	10 vs Minn.-Morris	10/28/00
	10 vs Minn.-Morris	11/3/01
Sea.:	61	2001

Most Touchdowns Allowed

Gm.:	10 vs Michigan Tech	10/23/71
Sea.:	53	1993

Most Points Scored

Gm.:	70 Minn.-Morris	10/28/00
Sea.:	422	2004

Most Points Allowed

Gm.:	70 vs Michigan Tech	10/23/71
Sea.:	379	1993

Most Fumbles Lost

Gm.:	7 vs St. John's	10/1/49
Sea.:	19	1976, 1977

Most Fumbles Recovered

Gm.:	6 vs Michigan Tech	11/5/55
Sea.:	26	1984

Most Punts For

Gm.:	12 vs St. John's	9/20/35
	12 Valley City State	9/12/81
	12 vs Southwest St.	9/17/83
	12 Minn.-Duluth	11/2/85

► NCAA Division II record

Miscellaneous Records and Notes

First and Best

First Team	1926
First Opponent	Oct. 11, 1926; Cass Lake (L, 0-33)
Most Victories, Season	9 (9-2), 2000
	9 (9-3), 2006
First Conference Championship	1947 (NIC)
First Undefeated Season	1928 (3-0-3)
Undefeated Seasons	1928 (3-0-3), 1944 (4-0-0)
Undefeated Conference Season	2006 (8-0)
Most Shutouts, Season	6 (6-2-0), 1941
NIC Championships	1947, 1950, 1957, 1959
Number of Head Co		

BSU FOOTBALL STATE

BSU History TEAM YEAR-BY-YEAR STATS

Year	G	1st Dn	Rushing			Passing						Total Off.	Punts	Points	PRet	KORet
			Att	Yds	TD	Att	Comp	INT	Yds	TD	Comp %					
1970	9	107	476	1,192	n/a	190	73	27	1,073	n/a	0.384	2,265	51	113	n/a	n/a
1971	9	127	386	1,256	n/a	173	56	17	901	10	0.324	2,157	51	161	148	637
1972	9	123	386	1,328	n/a	203	73	17	780	5	0.360	2,108	54	84	59	753
1973	9	129	471	1,874	n/a	118	48	12	547	3	0.407	2,421	44	163	218	609
1974	9	134	443	2,061	n/a	180	88	9	1,081	6	0.489	3,142	43	160	47	770
1975	9	142	371	944	11	301	120	18	1,278	5	0.399	2,222	62	118	111	668
1976	10	169	517	2,275	24	235	86	16	839	5	0.366	3,114	62	219	83	650
1977	10	172	522	1,482	18	313	158	19	2,029	12	0.505	3,511	53	248	180	371
1978	9	86	327	644	1	173	62	13	742	4	0.358	1,386	64	49	36	906
1979	10	85	379	700	5	220	93	24	891	5	0.423	1,591	84	103	122	784
1980	10	107	403	753	5	207	91	14	915	3	0.440	1,668	71	65	100	789
1981	10	118	428	932	7	210	92	13	984	2	0.438	1,916	71	69	161	587
1982	10	137	451	986	11	229	116	16	1,539	7	0.507	2,525	67	150	161	648
1983	11	152	462	1,037	8	293	147	17	2,031	14	0.502	3,068	73	198	149	715
1984	11	137	387	910	16	294	145	16	1,924	18	0.493	2,834	62	278	344	616
1985	10	148	346	1,229	10	304	147	15	1,907	17	0.484	3,136	66	248	76	433
1986	11	153	512	1,785	18	228	122	20	1,346	12	0.535	3,131	66	251	451	888
1987	10	136	382	1,689	19	287	144	15	1,737	10	0.502	3,426	52	207	104	893
1988	10	127	371	986	10	266	122	20	1,567	10	0.459	2,553	59	151	179	810
1989	9	142	464	1,937	20	166	68	7	871	2	0.410	2,808	56	164	52	689
1990	11	165	501	1,917	14	235	86	17	1,186	5	0.366	3,103	62	150	129	955
1991	9	n/a	467	1,649	8	167	66	11	1,118	12	0.395	2,767	51	152	98	733
1992	10	164	471	1,581	15	242	91	14	1,430	9	0.376	3,011	52	179	105	694
1993	10	130	440	1,178	6	190	65	14	809	2	0.342	1,987	67	90	47	n/a
1994	9	138	410	1,346	11	187	84	5	1,185	10	0.449	2,531	62	147	106	644
1995	10	120	485	1,384	13	155	70	6	786	5	0.452	2,170	59	147	153	766
1996	10	123	359	940	9	265	95	12	1,016	8	0.358	1,956	78	145	89	786
1997	10	144	445	1,521	14	257	103	15	1,248	8	0.401	2,769	65	144	88	931
1998	10	200	427	1,788	19	284	158	10	2,197	18	0.556	3,985	59	272	161	851
1999	11	224	460	1,885	28	317	174	15	2,510	21	0.549	4,395	58	362	380	1,007
2000	11	226	439	2,213	23	301	169	12	2,371	25	0.561	4,584	46	367	292	850
2001	11	247	456	2,317	30	302	188	10	2,864	27	0.623	5,181	41	415	424	735
2002	11	211	446	1,860	18	298	157	11	2,169	23	0.527	4,029	53	310	281	811
2003	11	228	470	1,621	19	322	176	14	2,218	26	0.547	3,839	59	342	265	831
2004	11	270	508	2,519	33	294	173	10	2,367	22	0.588	4,886	58	422	277	658
2005	10	205	398	1,700	19	323	187	13	2,680	27	0.579	4,380	49	353	324	869
2006	12	220	533	1,858	23	298	170	13	1,987	19	0.570	3,845	57	349	226	675
Total	372	5,646	16,199	55,277	485	9,027	4,263	527	55,123	417	0.472	110,400	2,187	7,545	6,226	26,012



BEMIDJI STATE FOOTBALL

BSU History INDIVIDUAL AWARDS

NFL Draft Selections

1946	T Dean Widseth	
	Chicago Bears	21st rd/194th
1970	TE John Redebaugh	
	Cleveland Browns	16th rd/411th

All-America Selections (1976-1999) First Team

1976	RB Ed Acosta (NAIA)
Second Team	
1986	RB Al Wolden (NAIA)
1965	David Odegaard (NAIA)
1977	DE Dave Patten (NAIA)
1985	DB Rich Schwartz (NAIA)

Third Team

1959	RB Dennis Price (NAIA)
------	------------------------

Honorable Mention

1956	Harold Drescher (NAIA)
1958	FB Guy Vena (NAIA)
1966	RB Ron Diagiaco (NAIA)
1989	RB John Gronski (NAIA)
	OL Dan Soltau (NAIA)
1990	RB Ray Betton (NAIA)
	LB Larry Filippi (NAIA)

NAIA All-District

1964	HB Don Thompson
------	-----------------

d2football.com All-America

2001	RB Eddie Acosta	hon. mention
2003	OL Bryan Stoffel	3rd Team

d2football.com All-Region

2002	WR Ryan Welle	Hon. Mention
2003	OL Bryan Stoffel	1st Team
2003	S Marty Humeniuk	2nd Team
2004	OT Blaine Thomas	2nd Team
2004	CB Torry Joubert	Hon. Mention
2004	WR/KR Michael Nordyke	Hon. Mention
2005	DE James Midboe	Hon. Mention
2005	QB Nathan Sannes	Hon. Mention
2006	OT Justin Guy	2nd Team

Don Hansen's Football Gazette All-America

2000	RB Eddie Acosta	2nd Team
2001	RB Eddie Acosta	3rd Team

Football Gazette All-Midwest Region

2002	LB Jon Aamot	3rd Team
------	--------------	----------

Daktronics, Inc. All-Region

2000	RB Eddie Acosta	2nd Team
2001	RB Eddie Acosta	1st Team
2002	LB Jon Aamot	2nd Team
2006	OL Justin Guy	2nd Team
2006	OL John Keaveney	2nd Team

CoSIDA Academic All-District V

2002	DE Mike Thomas	2nd Team
2003	OL Blaine Thomas	3rd Team
2004	OT Blaine Thomas	2nd Team
2004	LB Mitch Feierabend	3rd Team

CoSIDA Academic All-America

1998	Ben McAninch	2nd Team
------	--------------	----------



All-Northern Intercollegiate Conference First Team

1934	FB Walter Krueger
1935	Norman Nelson
1936	Norman Nelson
1937	Norman Nelson
1938	Leroy Maas
1941	Dick Otterstad
1942	Dick Otterstad
1943	Dick Otterstad
1946	Dick Otterstad; Leo Hoosline
1949	Jim Richmire; Jack Vinji; Bill Robertson
1950	Earl Perkins
1952	Hubert Howland
1953	Les Dreschel; Jim Henkes
1954	Les Dreschel; Jim Henkes
1955	Dwaine Marten; Harold Drescher
1956	Dwaine Marten; Harold Drescher
1957	Dwaine Marten; FB Guy Vena; QB Dale Hartje; RB Dennis Price
1958	FB Guy Vena; LH Dennis Price; QB Ken Hendrickson; LT Dale Hartje; C Ron Phillips;
1959	RB Dennis Price; Dale Hartje; Al Toriseva
1960	Dale Hartje; Al Toriseva
1961	Lowell Nomeland
1962	QB Jack Brandt; Lowell Nomeland
1963	Lowell Nomeland
1964	HB Don Thompson
1965	David Odegaard; Dick Werner
1966	DE Dennis Black;
	RB Ron Diagiaco
1968	DB Tom Weiser; FB Ed Treska
1970	LB Ginto Navjokas; C Dave Ross
1971	OT Chuck Knott; SE Lee Patten
1972	OT Chuck Knott; SE Lee Patten
1973	DB Jim Swanson; LB Bob Whelan
1974	LB Bob Whelan
1975	DE Bryan Westerman
1976	RB Ed Acosta
1977	OT Scott LaCoursiere; WR Dave Patten; QB Scott Longenecker
1978	OT Scott LaCoursiere
1979	Mike Guzzo
1980	DL Jeff Kiehl
1981	TE Bruce Ecklund
1982	TE Bruce Ecklund; LB Dale Graff; LB Billy Bryant
1983	TE Bruce Ecklund
1984	WR Brent Jeffers; OG John Pullia; LB Rich Schwartz; DL Danny Woods
1985	OL Gary Spiering; PK Rich Schwartz; DL Trent Baalke
1986	OG Jeff Dunlap; RB Al Wolden; DT Matt Wellumson; LB Chris Holgard
1987	OG Bret Kasak
1988	LB William Kullolia
1989	OL Dan Soltau; RB John Gronski
1990	RB Ray Betton
1991	RB Mike Bakke; DB Brad Surina; WR Chad Postal
1992	DB Dana Gravesen; LB Matt Juhl
1993	DB Jim Carlson
1994	OL Matt Gay; LB Rich Twaroski

Second Team

1935	Ted Schmeekpepper
1936	G Miles Nelson
1954	QB Charles Broekmeier
1958	LE Jim Lawrence
1992	QB Marty Follis
	WR Chad Postal
1993	OL Jim Templin
	PK Matt Wallace

left: **Dick Otterstad** was a four-time First-Team All-Northern Intercollegiate Conference selection from 1941-46.

above right: Two-time All-America and 2001 NSIC Player of the Year **Eddie Acosta** finished his career as the 10th-leading rusher in NCAA Division II history with 5,766 yards.

right: WR/KR/PR **Michael Nordyke** earned All-NSIC honors at three different positions in 2004.

All-Northern Sun Intercollegiate Conference First Team

1995	OL Matt Gay; DL Fred Miller; LB Tom Andree
1996	DB Rich Carlson; DB Joe Olson
1997	OL Randy Qual
1998	RB Chris Meyer; WR Jason Leden; DL Jay Hanson; DL Ben McAninch
2000	C Jerry Dagle; RB Eddie Acosta; KR Jason Leden
2001	OG Bryan Stoffel; C Jerry Dagle; QB Geoff Martinson; RB Eddie Acosta; DE Wallie Kuchinski; LB Pat Engleright; PR Jason Leden
2002	OT Brandon Pink; WR Ryan Welle
2003	OL Bryan Stoffel; S Marty Humeniuk; P Jason Baez
2004	OT Blaine Thomas; DE James Midboe; CB Torry Joubert
2005	DE James Midboe
2006	OT Justin Guy; OG John Keaveney; DT Zach Stafford; KR Johnathan Hawks; PR Anthony Schreiber

Second Team

1996	OL Randy Qual; TE Steve Smuk
1997	DB Joe Olsen; DE Ben McAninch
1998	OL Jim McKeon; QB Ben Morie; LB Ben Hudson; DB Rob Sutera
1999	QB Ben Morie; WR Jason Leden; DE Jay Hanson; LB Terrence Wilcox; DB Rob Sutera
2000	OG Brad Borkhuis; WR Jason Leden
2002	LB Jon Aamot; S Marty Humeniuk
2003	DE Adam Coughlin; DT Ben Jacobson; LB Jon Aamot
2004	C Brice Vollbrecht; RB Tyler Olson; WR Adam Noble; DT Gabe Rodriguez; LB Mitch Feierabend; PR Michael Nordyke
2005	RB Alvaro Carvajal; S Jeremiah Johnson; QB Nathan Sannes; OL Rob Selb
2006	DE Robert Molstad; LB Zach Christ; LB Matt Heber; CB Willy Plancher; S Jeremiah Johnson

All-Northern Sun Intercollegiate Conference Honorable Mention

1996	CB Cullen Garrity; LB Eric Zajkowski
1997	RB Chris Meyer
1998	OG Brad Borkhuis; LB Terrence Wilcox; WR Ben Woodford
1999	OG Brad Borkhuis; WR Drew Wilson; RB Chris Meyer; DB Ryan Fritts
2000	QB Geoff Martinson; LB Pat Engleright; DE Wes Ehlers; WR Ben Woodford
2001	OT Brandon Pink; LB Jon Aamot
2002	PK Neil Collier; DT Mitch Hecker; CB Tom Maus; LB John Roscoe; OG Bryan Stoffel; C Bryce Vollbrecht
2003	RB Eddie Acosta; WR/KR Michael Nordyke; S Kurtis Woodard
2004	OT Rob Sell; OG Cole Scott; QB Nathan Sannes; WR Michael Nordyke; KR Michael Nordyke
2005	LB Ben Baratto; LB Zach Christ; OG John Keaveney; RB Tyler Olson; WR Anthony Schreiber; DT Zach Stafford
2006	C Chase Peterson; WR Anthony Schreiber; P Michael McDonald; LB Ben Baratto; OL Brian Vollbrecht; WR Chad Christianson

NSIC Player of the Year

2001	RB Eddie Acosta - offense
------	---------------------------

NSIC Coach of the Year

1989	Kris Diaz
1995	Kris Diaz
1998	Jeff Tesch
2006	Jeff Tesch

NSIC Glen Galligan Award

1949	RB Jim Richmire (co)
1951	RB Jack Buckley
1956	T Harold Drescher
1964	HB Don Thompson
1986	DT Matt Wellumson (co)
1992	QB Marty Follis
1993	LB Matt Juhl (co)
2004	OT Blaine Thomas
2005	QB Nathan Sannes



BSU FOOTBALL STATE

BSU History All-Time Results



R.E. Mendenhall
1926 - 1927
2 years / 6-5-1 (.542)

1926 (1-2-1)

Head Coach: R.E. Mendenhall

O11	-	-	Cass Lake HS	a	L	0	33
O23	-	-	Deer River HS		L	0	7
O27	-	-	Cass Lake HS	h	W	13	0
N3	-	-	Park Rapids HS		T	6	6

1927 (5-3)

Head Coach: R.E. Mendenhall

S10	-	-	Grand Rapids HS	h	W	36	0
S17	-	-	St. Cloud Cathedral	a	W	19	0
S24	-	-	Itasca J.C.	*h	W	9	0
O1	-	-	Park Rapids HS	a	W	44	0
O7	-	-	St. Cloud T.C.	+h	L	6	26
O15	-	-	Hibbing J.C.	a	L	0	69
O22	-	-	Virginia J.C.	a	L	6	25
O29	-	-	Crookston A.C.	a	W	6	0

* first intercollegiate game
+ homecoming



Eldon Mason
1928 - 1930
2 years / 8-9-3 (.475)
BSU Sports Hall of Fame

1928 (3-0-3)

Head Coach: Eldon Mason

S15	-	-	UM-Cass Lake	h	W	32	6
S29	-	-	St. Cloud T.C.	*a	T	0	0
O5	-	-	Hibbing J.C.	+h	W	23	0
O13	-	-	Itasca J.C.	a	T	0	0
O20	-	-	Virginia J.C.	h	T	0	0
N9	-	-	Crookston A.C.	h	W	54	0

* BSTC later awarded 1-0 forfeit victory
+ homecoming

1929 (2-5)

Head Coach: Eldon Mason

S20	-	-	UM-Cass Lake	h	W	20	0
S28	-	-	Moorhead T.C.	a	L	6	8
O5	-	-	North Dakota Frosh	h	L	6	26
O12	-	-	Virginia J.C.	a	L	0	6
O18	-	-	St. Cloud T.C.	h	L	0	26
O26	-	-	Itasca J.C.	h	W	9	0
N9	-	-	Eveleth J.C.	a	L	6	46

1930 (3-4)

Head Coach: Eldon Mason

S27	-	-	Moorhead T.C.	h	L	0	33
O4	-	-	St. Cloud T.C.	a	L	6	26
O11	-	-	Virginia J.C.	h	L	0	31
O25	-	-	Itasca J.C.	a	W	6	0
O30	-	-	Hibbing J.C.	a	W	7	6
N8	-	-	Eveleth J.C.	h	L	0	18
N14	-	-	Crookston A.C.	h	W	25	0



Jack Sterrett
1931 - 1934
4 years / 11-16-2 (.414)
NIC: 4-10 (.400)

1931 (3-4)

Head Coach: Jack Sterrett

S25	-	-	Hibbing J.C.		L	0	12
O2	-	-	Crookston A.C.	a	W	24	6
O9	-	-	Virginia J.C.	a	L	0	41
O16	-	-	St. Cloud T.C.	+h	L	0	18
O31	-	-	Itasca J.C.		W	18	0
N7	-	-	Eveleth J.C.		W	34	7
N14	-	-	Duluth T.C.	h	W	14	0

+ homecoming

1932 (2-4-1 / 1-3 NIC / t-5th)

Head Coach: Jack Sterrett

S24	-	-	Northland		T	6	6
O1	-	-	Winona T.C.	a	L	0	12
O8	-	-	Virginia J.C.	h	W	6	0
O15	-	-	St. Cloud T.C.	+h	W	6	0
O22	-	-	Moorhead T.C.	a	L	0	9
O29	-	-	Eveleth J.C.		L	12	13
N5	-	-	Duluth T.C.		L	9	12

^ NIC contest
+ homecoming

1933 (3-3-1 / 2-3 NIC / 4th)

Head Coach: Jack Sterrett

S23	-	-	Itasca J.C.		T	0	0
S30	-	-	Winona T.C.	h	L	0	7
O8	-	-	Mankato T.C.	a	W	6	0
O14	-	-	St. Cloud T.C.	+h	L	0	6
O21	-	-	Moorhead T.C.		W	2	0
O28	-	-	Crookston A.C.		W	64	6
N4	-	-	Duluth T.C.		L	0	31

^ NIC contest
+ homecoming

1934 (3-5 / 1-4 NIC / 6th)

Head Coach: Jack Sterrett

S15	-	-	Itasca J.C.		W	6	0
S22	-	-	St. John's Univ.		L	0	20
S29	-	-	Winona T.C.		L	0	6
O6	-	-	Mankato T.C.	+h	L	0	13
O12	-	-	St. Cloud T.C.	a	L	7	19
O20	-	-	Northland		W	20	0
O27	-	-	Duluth T.C.		W	3	0
N3	-	-	Moorhead T.C.		L	0	44

^ NIC contest
+ homecoming



R.B. Frost
1935 - 1937
3 years / 7-14-1 (.341)
NIC: 3-12 (.200)

1935 (1-6-1 / 1-4 NIC / 5th)

Head Coach: R.B. Frost

S13	-	-	Itasca J.C.	*h	T	7	7	
S20	-	-	St. John's Univ.	h	L	0	20	
S27	-	-	Winona T.C.		h	W	20	14
O4	-	-	Mankato T.C.	a	L	6	27	
O11	-	-	St. Cloud T.C.	+h	L	12	13	
O16	-	-	Itasca J.C.		h	L	0	6
O26	-	-	Duluth T.C.	a	L	12	13	
N2	-	-	Moorhead T.C.	a	L	12	44	

* first night game at BSTC Field
^ NIC contest
+ homecoming

1936 (3-4 / 1-4 NIC / 5th)

Head Coach: R.B. Frost

S18	-	-	Moorhead T.C.		L	6	27
S25	-	-	Mayville T.C.		W	12	0
O2	-	-	Winona T.C.		W	2	0
O9	-	-	Mankato T.C.	+h	L	12	27
O16	-	-	St. Cloud T.C.		L	0	6
O23	-	-	Duluth T.C.		L	6	26
O30	-	-	Hibbing J.C.		W	20	19

+ homecoming
^ NIC contest

1937 (3-4 / 2-3 NIC / 4th)

Head Coach: R.B. Frost

S18	-	-	Moorhead T.C.		L	0	24
S25	-	-	Itasca J.C.		W	26	0
O2	-	-	Winona T.C.		W	12	0
O9	-	-	Mankato T.C.		W	20	19
O16	-	-	St. Cloud T.C.		L	7	33
O22	-	-	Jersey of Mpls.	+h	L	0	6
O30	-	-	Duluth T.C.	a	L	2	31

^ NIC contest
+ homecoming



H.J. Erickson
1938 - 1954
17 years / 53-54-5 (.496)
NIC: 25-31-4 (.450)
BSU Sports Hall of Fame

1938 (1-5 / 0-4 NIC / 6th)

Head Coach: H.J. Erickson

S16	-	-	Itasca J.C.	h	W	19	0
S23	-	-	Wahpeton (N.D.)	h	L	13	14
S30	-	-	Winona T.C.	a	L	0	13
O7	-	-	Mankato T.C.	+h	L	0	31
O15	-	-	St. Cloud T.C.	a	L	0	7
O28	-	-	Duluth T.C.	h	L	0	6

^ NIC contest
+ homecoming

1939 (3-3-1 / 1-3-1 NIC / 4th)

Head Coach: H.J. Erickson

S16	-	-	Mayville T.C.	a	W	12	0
S22	-	-	Moorhead T.C.	a	L	0	6
S29	-	-	Winona T.C.	h	L	0	12
O6	-	-	Mankato T.C.	a	T	6	6
O13	-	-	St. Cloud T.C.	h	W	19	6
O21	-	-	Augsburg College	+h	W	26	0
O27	-	-	Duluth T.C.	a	L	6	9

^ NIC contest
+ homecoming

1940 (4-2-1 / 3-2 NIC / 3rd)

Head Coach: H.J. Erickson

S13	-	-	Mayville College	h	W	20	6
S27	-	-	Concordia College	h	T	19	19
O4	-	-	Winona St. T.C.	a	L	7	14
O12	-	-	St. Cloud St. T.C.	a	L	0	6
O18	-	-	Moorhead St. T.C.	+h	W	21	12
O25	-	-	Duluth St. T.C.	h	W	10	0
N1	-	-	Mankato St. T.C.	h	W	13	7
N8	-	-	Wahpeton Science	a	ccd-a		

^ NIC contest
+ homecoming
a- snow storm

1941 (6-2 / 3-2 NIC / 3rd)

Head Coach: H.J. Erickson

S12	-	-	Mayville St.	a	W	19	0
S19	-	-	Jamestown College	*h	W	14	0
S26	-	-	Wahpeton Science	h	W	19	0
O4	-	-	Winona St. T.C.	+h	W	13	0
O10	-	-	Duluth St. T.C.	a	W	34	0
O18	-	-	Moorhead St. T.C.	a	W	25	0
O24	-	-	Mankato St. T.C.	a	L	19	21
O31	-	-	St. Cloud St. T.C.	h	L	0	21

* first game in BSTC Stadium
^ NIC contest
+ homecoming

1942 (3-4 / 3-2 NIC / t-3rd)

Head Coach: H.J. Erickson

S18	-	-	St. Thomas	a	L	0	6
O2	-	-	Mankato St. T.C.	h	L	0	7
O9	-	-	Moorhead St.	+h	W	33	0
O17	-	-	St. Cloud St. T.C.	a	L	0	14
O23	-	-	Winona St. T.C.	a	W	27	0
O30	-	-	Duluth St. T.C.	h	W	34	0
N6	-	-	North Dakota	h	L	7	13

^ NIC contest
+ homecoming

1943 (1-1)

Head Coach: H.J. Erickson

O8	-	-	Concordia College	h	W	7	2
	-	-	Concordia College		L	7	26

1944 (4-0)

Head Coach: H.J. Erickson

O13	-	-	Eau Claire St.	+h	W	6	2
O24	-	-	Concordia College	h	W	18	6
	-	-	Concordia College		W	27	6
	-	-	Eau Claire St.	h	W	27	6

+ homecoming

1945 (3-4)

Head Coach: H.J. Erickson

S15	-	-	St. Thomas	a	L	0	28
S24	-	-	St. John's Univ.	a	W	6	0
S28	-	-	North Dakota St.	h	W	6	0
O5	-	-	St. Olaf's College	+h	L	0	19
O12	-	-	Hamline Univ.	h	L	8	17
O19	-	-	South Dakota St.	a	W	6	0
O27	-	-	Winnipeg Bombers	h	L	7	40

+ homecoming

1946 (3-4 / 2-2 NIC / t-3rd)

Head Coach: H.J. Erickson

S13	-	-	North Dakota	h	L	0	25
S20	-	-	St. John's Univ.	h	L	0	32
S27	-	-	Mayville St.	a	W	39	0
O5	-	-	St. Cloud St.	+h	W	18	0
O11	-	-	Moorhead St.	h	W	7	0
O18	-	-	Mankato St.	a	L	12	21
O25	-	-	Duluth St.	a	L	0	12

^ NIC contest
+ homecoming

1947 (4-3 / 3-1 NIC / t-1st)

Head Coach: H.J. Erickson

S12	-	-	North Dakota St.	h	L	0	20
S19	-	-	Hamline Univ.	h	L	6	20
S27	-	-	Mankato St.	+h	W	27	6
O3	-	-	Winona St.	a	W	6	0
O10	-						

BEMIDJI STATE FOOTBALL

BSU History All-Time Results

1950 (5-1-1 / 3-0-1 NIC / t-1st)

Head Coach: H.J. Erickson

S15	-	-	Jamestown St.	h	W	33	12
S30	-	-	^ Winona State	h	W	na	na
O13	-	-	^ St. Cloud St.	h	W	14	13
	-	-	^ Mankato St.	T		13	13
	-	-	^ Moorhead St.	W		20	0
	-	-	^ North Dakota	a	L	6	26
N2	-	-	^ Valley City St.	W		19	13

^ NIC contest

1951 (6-2 / 3-1 NIC / 2nd)

Head Coach: H.J. Erickson

S15	-	-	Marshall Blocks(Mpls)	h	W	38	0
S22	-	-	^ Duluth St.	W		26	18
S29	-	-	^ Winona St.	a	W	20	13
O5	-	-	^ Valley City St.	h	W	45	7
O13	-	-	^ St. Cloud St.	a	L	0	26
O20	-	-	^ Mankato St.	+h	W	20	13
O26	-	-	^ Moorhead St.	h	W	12	0
N2	-	-	^ South Dakota St.	a	L	0	48

^ NIC contest

+ homecoming

1952 (2-4 / 1-3 NIC / 5th)

Head Coach: H.J. Erickson

S20	-	-	^ North Dakota	h	L	0	31
S26	-	-	^ Moorhead St.	a	L	6	19
O4	-	-	^ Winona St.	+h	W	12	0
O17	-	-	^ St. Cloud St.	h	L	0	20
O24	-	-	^ Mankato St.	a	L	7	27
O31	-	-	^ Valley City St.	h	W	18	13

^ NIC contest

+ homecoming

* victory forfeited for using ineligible player

1953 (1-6 / 1-3 NIC / t-4th)

Head Coach: H.J. Erickson

S19	-	-	^ North Dakota	h	L	13	21
S25	-	-	^ Moorhead St.	+h	W	13	6
O3	-	-	^ Winona St.	a	L	7	26
O10	-	-	^ Buena Vista (Iowa)	a	L	7	19
O17	-	-	^ St. Cloud St.	a	L	12	18
O23	-	-	^ Mankato St.	h	L	14	19
O30	-	-	^ Valley City St.	a	L	6	26

^ NIC contest

+homecoming

1954 (1-5-1 / 0-3-1 NIC / 5th)

Head Coach: H.J. Erickson

S18	-	-	^ North Dakota	a	L	12	27
S25	-	-	^ Moorhead St.	a	L	7	20
O2	-	-	^ Winona St.	h	T	13	13
O16	-	-	^ St. Cloud St.	h	L	12	18
O23	-	-	^ Mankato St.	a	L	7	26
O29	-	-	^ Wis. St.-Superior	h	L	14	21
N6	-	-	^ Northland (Wis.)	a	W	34	6

^ NIC contest



Chet Anderson
1955-60 / 1962-65
10 years / 43-34-5 (.555)
NIC: 25-20-2 (.553)
BSU Sports Hall of Fame

1955 (4-3-1 / 1-3 NIC / t-3rd)

Head Coach: Chet Anderson

S16	-	-	^ Northland (Wis.)	h	W	37	0
S23	-	-	^ Moorhead St.	h	W	20	7
S30	-	-	^ Winona St.	a	L	6	13
O8	-	-	^ Northern Michigan	a	W	25	14
O15	-	-	^ St. Cloud St.	a	L	6	46
O22	-	-	^ Mankato St.	+h	L	12	19
O29	-	-	^ Wis. St.-Superior	T		0	0
N5	-	-	^ Michigan Tech	W		13	0

^ NIC contest

+ homecoming

1956 (2-4-2 / 0-3-1 NIC / 5th)

Head Coach: C.A. Anderson

S14	-	-	^ Valley City St.	W		33	0
S21	-	-	^ Jamestown (N.D.)	W		18	7
S29	-	-	^ Winona St.	h	L	7	13
O6	-	-	^ Northern Michigan	h	T	13	13
O13	-	-	^ St. Cloud St.	h	L	13	19
O20	-	-	^ Mankato St.	a	L	6	25
O27	-	-	^ Moorhead St.	a	T	13	13
N3	-	-	^ Michigan Tech	a	L	13	32

^ NIC contest

1957 (4-4 / 3-1 NIC / t-1st)

Head Coach: C.A. Anderson

S20	-	-	^ North Dakota	a	L	19	34
S27	-	-	^ Northern St.	h	L	13	14
O4	-	-	^ Winona St.	a	L	8	19
O11	-	-	^ St. Cloud St.	a	W	18	13
O18	-	-	^ Mankato St.	h	W	14	13
O25	-	-	^ Moorhead St.	+h	W	27	14
N1	-	-	^ Valley City St.	h	W	12	6
N8	-	-	^ Wis. St.-Superior	a	L	0	26

^ NIC contest

+ homecoming

1958 (7-1 / 4-1 NIC / 2nd)

Head Coach: C.A. Anderson

S13	-	-	^ North Dakota	h	W	13	6
S20	-	-	^ Michigan Tech	a	W	36	21
O4	-	-	^ St. Cloud St.	+h	W	50	12
O11	-	-	^ Mankato St.	a	L	12	13
O18	-	-	^ Moorhead St.	a	W	48	7
O25	-	-	^ Winona St.	h	W	38	13
N1	-	-	^ Northern St.	a	W	40	7
N7	-	-	^ Wis. St.-Superior	h	W	48	14

^ NIC contest

+ homecoming

1959 (6-1-1 / 4-1 NIC / t-1st)

Head Coach: C.A. Anderson

S12	-	-	^ Eau Claire St.	h	W	32	12
S19	-	-	^ Northwest Missouri	a	T	0	0
O3	-	-	^ St. Cloud St.	a	W	45	8
O10	-	-	^ Mankato St.	+h	W	6	0
O17	-	-	^ Moorhead St.	h	W	34	6
O24	-	-	^ Winona St.	a	W	31	8
O31	-	-	^ Michigan Tech	h	L	0	22
N6	-	-	^ Wis. St.-Superior	a	W	32	26

^ NIC contest

+ homecoming

1960 (2-6 / 2-3 NIC / t-3rd)

Head Coach: C.A. Anderson

S10	-	-	^ South Dakota St.	a	L	6	22
S17	-	-	^ Northwest Missouri	h	L	6	27
S24	-	-	^ Michigan Tech	h	L	8	33
O1	-	-	^ Winona St.	a	L	6	26
O9	-	-	^ St. Cloud St.	+h	W	14	10
O13	-	-	^ Mankato St.	a	L	3	20
O20	-	-	^ Moorhead St.	a	W	20	8
N4	-	-	^ Wis. St.-Superior	h	L	12	20

+ homecoming

^ NIC contest



John Kulbitski
1961
1 year / 3-6 (.333)
NIC: 3-2 (.600)

1961 (3-6 / 3-2 NIC / t-2nd)

Head Coach: John Kulbitski

S9	-	-	^ South Dakota St.	h	L	8	34
S16	-	-	^ St. John's	a	L	6	30
S23	-	-	^ Augustana	a	L	6	22
S30	-	-	^ Mankato St.	h	L	6	16
O7	-	-	^ Moorhead St.	h	W	34	8
O14	-	-	^ Michigan Tech	a	W	16	2
O21	-	-	^ Winona St.	+h	L	0	12
O28	-	-	^ St. Cloud St.	a	W	12	7
N3	-	-	^ Wis. St.-Superior	a	L	9	13

+ homecoming

^ NIC contest

1962 (3-6 / 2-3 NIC / t-4th)

Head Coach: C.A. Anderson

S8	-	-	^ St. John's	h	L	14	30
S15	-	-	^ Central Wisconsin	h	L	7	18
S22	-	-	^ Augustana	h	W	13	6
S29	-	-	^ Moorhead St.	a	L	7	10
O6	-	-	^ Michigan Tech	h	W	43	12
O13	-	-	^ Winona St.	a	L	6	20
O20	-	-	^ St. Cloud St.	+h	L	14	15
O27	-	-	^ Mankato St.	a	W	9	7
N2	-	-	^ Wis. St.-Superior	h	L	16	35

+ homecoming

^ NIC contest

1963 (6-1-1 / 3-1-1 NIC / 2nd)

Head Coach: C.A. Anderson

S14	-	-	^ South Dakota	a	W	33	7
S21	-	-	^ Lakeland College	h	W	38	12
S28	-	-	^ St. Cloud St.	a	W	35	0
O5	-	-	^ Mankato St.	+h	W	15	9
O12	-	-	^ Moorhead St.	h	T	20	20
O19	-	-	^ Michigan Tech	a	L	13	14
O26	-	-	^ Winona St.	h	W	41	0
N1	-	-	^ Wis. St.-Superior	a	W	34	0

+ homecoming

^ NIC contest

1964 (5-4 / 3-2 NIC / 3rd)

Head Coach: C.A. Anderson

S12	-	-	^ South Dakota	h	L	0	14
S19	-	-	^ North Dakota	h	L	0	10
S26	-	-	^ Winona St.	a	L	0	6
O3	-	-	^ St. Cloud St.	+h	W	26	2
O10	-	-	^ Mankato St.	a	W	21	20
O17	-	-	^ Moorhead St.	a	L	14	15
O24	-	-	^ Michigan Tech	h	W	35	7
O30	-	-	^ LaCrosse St.	a	W	21	7
N6	-	-	^ Wis. St.-Superior	h	W	51	20

+ homecoming

^ NIC contest

1965 (4-4 / 3-2 NIC / t-2nd)

Head Coach: C.A. Anderson

S11	-	-	^ North Dakota	a	L	6	20
S18	-	-	^ St. John's Univ.	a	L	0	7
S25	-	-	^ Winona St.	h	L	20	22
O2	-	-	^ St. Cloud St.	a	W	14	6
O9	-	-	^ Mankato St.	+h	W	20	13
O16	-	-	^ Moorhead St.	h	L	7	14
O23	-	-	^ Michigan Tech	a	W	9	8
O30	-	-	^ LaCrosse St.	h	W	24	14

+ homecoming

^ NIC contest



Don Palm
1966 - 1968
3 years / 9-16-1 (.360)
NIC: 4-10-1 (.300)
BSU Sports Hall of Fame

1966 (3-5 / 2-3 NIC / t-4th)

Head Coach: Don Palm

Captains: Larry Koehler, Dennis Black

S10	-	-	^ Stevens Point	h	W	3	0
S17	-	-	^ St. John's Univ.	h	L	20	26
S24	-	-	^ Michigan Tech	h	L	0	18
O1	-	-	^ Winona St.	a	W	14	7
O8	-	-	^ St. Cloud St.	+h	W	9	7
O15	-	-	^ Mankato St.	a	L	0	6
O22	-	-	^ Moorhead St.	a	L	0	13
O29	-	-	^ Parsons	a	L	17	46

+ homecoming

^ NIC contest

1967 (3-5-1 / 1-3-1 NIC / t-4th)

Head Coach: Don Palm

S16	-	-	^ UM-Morris	a	W	28	14
S23	-	-	^ Northern Michigan	h	L	3	33
S30	-	-	^ Mankato St.	h	L	13	22
O7	-	-	^ Moorhead St.	h	T	20	20
O14	-	-	^ Michigan Tech	a	W	21	14
O21	-	-	^ Winona St.	+h	L	0	33
O28	-	-	^ St. Cloud St.	a	L	6	20
N4	-	-	^ Mayville St. (ND)	h	W	33	3
N11	-	-	^ St. Thomas	a	L	31	42

+ homecoming

^

BSU MIDJ STATE FOOTBALL

BSU History All-TIME RESULTS

1972 (2-7 / 1-5 NIC / 6th)

Head Coach: James Malmquist

S9	-	-	Valley City St.	h	W	17	13
S16	-	-	Concordia (Minn.)	a	L	0	37
S23	-	-	Illinois St.	a	L	0	35
S30	-	-	^ Moorhead St.	a	L	15	48
O7	-	-	^ UM-Morris	h	L	14	26
O14	-	-	^ Southwest St.	a	L	7	20
O21	-	-	^ Michigan Tech	+h	L	15	21
O28	-	-	^ St. Cloud St.	a	L	7	24
N4	-	-	^ Winona St.	h	W	9	7

+ homecoming
^ NIC contest

1973 (5-4 / 2-4 NIC / t-4th)

Head Coach: James Malmquist

S8	-	-	Valley City St.	a	W	20	0
S15	-	-	Dakota St.	h	W	26	7
S22	-	-	Eastern Montana	a	W	10	0
S29	-	-	^ Moorhead St.	h	L	7	17
O6	-	-	^ UM-Morris	a	W	41	40
O13	-	-	^ Southwest St.	h	L	13	14
O20	-	-	^ Michigan Tech	a	L	6	38
O27	-	-	^ St. Cloud St.	+h	W	31	7
N3	-	-	^ Winona St.	a	L	9	35

+ homecoming
^ NIC contest



Larry Mortier
1974
1 year / 2-7 (.222)
NIC: 0-6 (.000)

1974 (2-7 / 0-6 NIC / 7th)

Head Coach: Larry Mortier

S7	-	-	Mayville St.	h	W	40	6
S14	-	-	Dakota St.	a	L	14	28
S21	-	-	^ UM-Morris	h	L	23	31
S28	-	-	^ Southwest St.	a	L	17	27
O5	-	-	^ Michigan Tech	+h	L	6	62
O12	-	-	^ St. Cloud St.	a	L	17	36
O19	-	-	^ Winona St.	h	L	17	40
O26	-	-	^ UW-Stout	h	W	26	20
N2	-	-	^ Moorhead St.	a	L	0	40

+ homecoming
^ NIC contest



Don Turner
1975 - 1977
3 years / 14-15 (.483)
NIC: 9-11 (.450)

1975 (2-7 / 1-5 NIC / 6th)

Head Coach: Don Turner
Captains: Rick Palmer, Bryan Westernman

S6	-	-	Mayville St.	a	L	14	33
S20	-	-	^ UM-Morris	a	L	0	54
S27	-	-	^ Southwest St.	+h	W	29	7
O4	-	-	^ Michigan Tech	a	L	8	55
O11	-	-	^ St. Cloud St.	h	L	24	43
O18	-	-	^ Winona St.	a	L	15	48
O25	-	-	^ UW-Stout	a	W	7	0
N1	-	-	^ Moorhead St.	h	L	0	28
N8	-	-	^ Valley City St.	a	L	21	43

+ homecoming
^ NIC contest

1976 (6-4 / 3-4 NIC / t-5th)

Head Coach: Don Turner

S11	-	-	Valley City St.	h	W	34	3
S18	-	-	Morningside	a	W	7	3
S25	-	-	^ Southwest St.	a	W	36	0
O2	-	-	^ Michigan Tech	h	L	7	48
O9	-	-	^ St. Cloud St.	a	L	10	20
O16	-	-	^ Winona St.	+h	W	38	7
O23	-	-	^ UM-Duluth	a	L	13	42
O30	-	-	^ Moorhead St.	a	W	24	22
N6	-	-	^ UM-Morris	h	L	7	55
N13	-	-	^ UW-Superior	h	W	43	0

+ homecoming
^ NIC contest

1977 (6-4 / 5-2 NIC / t-2nd)

Head Coach: Don Turner

S10	-	-	Valley City St.	a	L	10	17
S17	-	-	^ UM-Duluth	h	W	21	18
S24	-	-	^ Southwest St.	h	W	20	0
O1	-	-	^ Michigan Tech	a	W	31	20
O8	-	-	^ St. Cloud St.	+h	W	28	7
O15	-	-	^ Winona St.	a	W	38	3
O22	-	-	Weber St.	a	L	28	31
O29	-	-	^ Moorhead St.	h	L	14	21
N5	-	-	^ UM-Morris	a	L	9	17
N12	-	-	^ UW-Superior	a	W	49	13

+ homecoming (50th)
^ NIC contest



Sparky Adams
1978 - 1981
4 years / 2-36-1 (.064)
NIC: 2-27 (.069)

1978 (0-9 / 0-8 NIC / 9th)

Head Coach: Sparky Adams

S9	-	-	Valley City St.	h	L	14	23
S16	-	-	^ UM-Duluth	h	L	0	42
S23	-	-	^ Mankato St.	a	L	3	32
S30	-	-	^ Winona St.	h	L	14	20
O7	-	-	^ Moorhead St.	a	L	0	28
O14	-	-	^ Michigan Tech	+h	L	3	32
O21	-	-	^ UM-Morris	a	L	9	33
O28	-	-	^ St. Cloud St.	h	L	3	31
N4	-	-	^ Southwest St.	a	L	3	7

+ homecoming
^ NIC contest

1979 (1-8-1 / 1-7 NIC / 8th)

Head Coach: Sparky Adams

S8	-	-	Valley City St.	a	L	28	43
S15	-	-	^ UM-Duluth	a	L	0	40
S22	-	-	^ Mankato St.	+h	L	0	28
S29	-	-	^ Winona St.	a	W	17	14
O6	-	-	^ Moorhead St.	h	L	2	35
O13	-	-	^ Michigan Tech	a	L	24	26
O20	-	-	^ UM-Morris	h	L	6	28
O27	-	-	^ St. Cloud St.	a	L	10	34
N3	-	-	Mayville St.	h	T	0	0
N10	-	-	^ Southwest St.	h	L	13	20

+ homecoming
^ NIC contest

1980 (1-9 / 1-7 NIC / 9th)

Head Coach: Sparky Adams

S6	-	-	^ Mankato St.	a	L	7	24
S13	-	-	Valley City St.	h	W	21	6
S20	-	-	^ Winona St.	h	L	7	10
S27	-	-	^ Moorhead St.	a	L	3	39
O4	-	-	^ Northern St.	+h	W	17	14
O11	-	-	^ UM-Morris	a	L	0	42
O18	-	-	^ UM-Duluth	h	L	7	55
O25	-	-	^ Michigan Tech	a	L	0	39
N1	-	-	^ Southwest St.	a	L	3	45
N8	-	-	^ St. Cloud St.	h	L	0	7

* Later forfeited game
+ homecoming
^ NIC contest

1981 (0-10 / 0-6 NIC / 7th)

Head Coach: Sparky Adams

S5	-	-	Mankato St.	h	L	0	10
S12	-	-	Valley City St.	a	L	6	24
S19	-	-	^ Winona St.	a	L	13	17
S26	-	-	^ Moorhead St.	h	L	7	35
O3	-	-	^ Northern St.	a	L	8	13
O10	-	-	^ UM-Morris	+h	L	15	45
O17	-	-	^ UM-Duluth	a	L	3	21
O24	-	-	^ Northwestern (Iowa)	a	L	7	21
O31	-	-	^ Southwest St.	h	L	0	17
N7	-	-	^ St. Cloud St.	a	L	10	28

+ homecoming
^ NIC contest



John Peterson
1982 - 1988
7 years / 30-40-3 (.432)
NIC: 13-26-3 (.345)

1982 (2-8 / 2-4 NIC / t-4th)

Head Coach: John Peterson

S4	-	-	Sioux Falls	a	L	12	14
S11	-	-	^ UW-Superior	h	L	7	24
S18	-	-	^ Southwest St.	a	L	16	28
S25	-	-	^ Moorhead St.	h	L	23	38
O2	-	-	^ Winona St.	a	L	28	40
O9	-	-	^ UM-Morris	+h	W	14	10
O16	-	-	^ Northern St.	a	W	21	20
O23	-	-	^ Northwestern (Iowa)	a	L	12	35
O30	-	-	^ UM-Duluth	h	L	0	28
N6	-	-	^ Mayville St.	h	L	17	20

+ homecoming
^ NIC contest

1983 (4-6-1 / 1-4-1 NIC / 7th)

Head Coach: John Peterson

S3	-	-	Sioux Falls	h	W	31	0
S10	-	-	^ UW-Superior	a	L	0	3
S17	-	-	^ Southwest St.	h	L	10	17
S24	-	-	^ Moorhead St.	a	W	33	28
O1	-	-	^ Winona St.	h	L	11	29
O8	-	-	^ UM-Morris	a	L	13	24
O15	-	-	^ Northern St.	+h	T	7	7
O22	-	-	^ Northwestern (Iowa)	h	L	28	42
O29	-	-	^ UM-Duluth	a	L	15	24
N5	-	-	^ Mayville St.	a	W	27	6
N20	-	-	^ Augsburg	1	W	23	7

+ homecoming
^ NIC contest
1 Metrodome Classic; Minneapolis, Minn.

1984 (8-3 / 4-2 NIC / t-3rd)

Head Coach: John Peterson

S8	-	-	Bethel College	a	W	30	11
S15	-	-	Mt. Senario (Wis.)	h	W	44	0
S22	-	-	^ Southwest St.	a	W	17	9
S29	-	-	^ Moorhead St.	+h	L	28	35
O6	-	-	^ Winona St.	a	W	24	14
O13	-	-	^ UM-Morris	h	W	16	10
O20	-	-	^ Northern St.	a	W	26	0
O27	-	-	^ Loras College	a	W	20	6
N3	-	-	^ UM-Duluth	h	L	0	19
N10	-	-	^ UW-Superior	h	W	44	14
N18	-	-	^ Macalester	1	L	29	32

+ homecoming
^ NIC contest
1 Metrodome Classic; Minneapolis, Minn.

1985 (7-3 / 3-3 NIC / t-3rd)

Head Coach: John Peterson

S7	-	-	Bethel College	h	W	23	12
S14	-	-	Mt. Senario (Wis.)	a	W	45	0
S21	-	-	^ Southwest St.	h	W	32	0
S28	-	-	^ Moorhead St.	a	L	7	14
O5	-	-	^ Winona St.	+h	W	28	0
O12	-	-	^ UM-Morris	a	L	10	15
O19	-	-	^ Northern St.	h	W	37	14
O26	-	-	^ Loras College	h	W	19	12
N2	-	-	^ UM-Duluth	a	L	7	10
N9	-	-	^ UW-Superior	a	W	40	13

+ homecoming
^ NIC contest

1986 (6-4-1 / 3-2-1 NIC / 3rd)

Head Coach: John Peterson

S6	-	-	Mayville St.	h	W	33	3
S13	-	-	Mt. Senario (Wis.)	h	W	51	0
S20	-	-	^ St. Joseph's (Ind.)	a	L	10	37
S27	-	-	^ Winona St.	a	W	21	16
O4	-	-	^ UM-Morris	+h	L	24	45
O11	-	-	^ Northern St.	a	L	0	16
O18	-	-	^ Northwestern (Iowa)	a	W	28	3
O25	-	-	^ UM-Duluth	h	T	3	3
N1	-	-	^ Southwest St.	a	W	29	6
N8	-	-	^ Moorhead St.	h	W	27	26
N15	-	-	^ Winona St.	1	L	25	27

+ homecoming
^ NIC contest
1 Metrodome Classic; Minneapolis, Minn.

1987 (2-7-1 / 0-5-1 NIC / 6th)

Head Coach: John Peterson

S1	-	-	Mayville St.	a	W	30	14
S26	-	-	^ Winona St.	h	L	7	16
O3	-	-	^ UM-Morris	a	L	19	20
O10	-	-	^ Northern St.	+h	L	12	59
O17	-	-	^ Northwestern (Minn.)	h	W	41	25
O24	-	-	^ UM-Duluth	a	L	0	40
O31	-	-	^ Southwest St.	h	T	46	46
N7	-	-	^ Moorhead St.	a	L	14	36
N14	-	-	^ Huron College	a	L	32	39
N21	-	-	^ UW-Stout	1	L	6	45

+ homecoming
^ NIC contest
1 Metrodome Classic; Minneapolis, Minn.

1988 (1-9 / 0-6 NIC / 7th)

Head Coach: John Peterson

S10	-	-	Augustana	h	L	6	41
S17	-	-	^ Northwestern (Minn.)	a	W	30	7
S24	-	-	^ UM-Morris	+h	L	20	27
O1	-	-	^ Northern St.	a	L	21	36
O8	-	-	^ Michigan Tech	a	L	14	28
O15	-	-	^ UM-Duluth	h	L	3	43
O22	-	-	^ Southwest St.	a	L	10	16
O29	-	-	^ Moorhead St.	h	L	14	47
N5	-	-	^ Winona St.	a	L	19	26
N12	-	-	^ Northern St.	1	L	14	37

+ homecoming
^ NIC contest
1 Metrodome Classic; Minneapolis, Minn.



Kris Diaz
1989 - 1995
6 years / 13-55 (.191)
NSIC: 9-32 (.220)

1989 (4-5 / 2-4 NIC / 6th)

Head Coach: Kris Diaz

S9	-	-	Augustana	a	L	6	50
S16	-	-	^ Northwestern (Minn.)	h	W	40	12
S23	-						

BEMIDJI STATE FOOTBALL

BSU History All-Time Results

1991 (2-7 / 1-4 NIC / 5th)

Head Coach: Kris Diaz
Captains: Mike Bakke, Mike Skinner

S7	-	-	St. John's (Minn.)	h	L	0	29
S14	-	-	Mayville St.	a	W	14	10
S21	-	-	Wayne St. (Neb.)	a	ccd-a		
S28	-	-	Northern St.	h	L	10	12
O5	-	-	Michigan Tech	+h	L	0	35
O12	-	-	UM-Duluth	a	L	19	48
O19	-	-	Southwest St.	h	L	28	60
O26	-	-	Moorhead St.	a	L	7	42
N2	-	-	Winona St.	h	ccd-b		
N9	-	-	UM-Morris	a	W	28	25
N17	-	-	Southwest St	1	L	46	47

+ homecoming
^ NIC contest
1 Metrodome Classic; Minneapolis, Minn.
a- "scheduling conflicts"
b- weather

1992 (2-8 / 2-4 NSIC / t-5th)

Head Coach: Kris Diaz
Captains: Dana Graveson, Les Bragg, Marty Follis, Chad Postal

S12	-	-	St. John's	a	L	8	35
S19	-	-	Wayne St. (Neb.)	h	L	7	44
S26	-	-	Michigan Tech	a	L	7	47
O3	-	-	UM-Duluth	+h	L	13	22
O10	-	-	Southwest St.	a	L	39	53
O17	-	-	Moorhead St.	h	W	28	27
O24	-	-	Winona St.	a	L	12	14
O31	-	-	UM-Morris	h	W	34	7
N7	-	-	Northern St.	a	L	10	17
N14	-	-	Neb. - Kearney	1	L	21	31

+ homecoming
^ NSIC contest
1 Metrodome Classic; Minneapolis, Minn.

1993 (0-10 / 0-6 NSIC / 7th)

Head Coach: Kris Diaz
Captains: Matt Juhl, Brian Murray

S11	-	-	South Dakota	a	L	3	42
S18	-	-	Wayne St. (Neb.)	a	L	7	59
S25	-	-	Michigan Tech	h	L	23	52
O2	-	-	UM-Duluth	a	L	0	20
O9	-	-	Southwest St.	+h	L	8	35
O16	-	-	Moorhead St.	a	L	16	36
O23	-	-	Winona St.	h	L	3	51
O30	-	-	UM-Morris	a	L	7	21
N6	-	-	Northern St.	h	L	20	35
N13	-	-	Neb. - Kearney	1	L	3	28

+ homecoming
^ NSIC contest
1 Metrodome Classic; Minneapolis, Minn.

1994 (1-8 / 1-5 NSIC / 6th)

Head Coach: Kris Diaz
Captains: Bert Brandt, Roger Capannelli

S10	-	-	North Dakota	a	L	6	42
S17	-	-	UW-Stout	h	L	21	22
S24	-	-	UM-Duluth	h	L	13	48
O1	-	-	Southwest St.	a	L	20	28
O8	-	-	Moorhead St.	+h	L	6	33
O15	-	-	Winona St.	a	L	14	63
O22	-	-	UM-Morris	h	W	33	12
O29	-	-	Northern St.	a	L	12	21
N5	-	-	Wayne St. (Neb.)	h	L	22	53

+ homecoming
^ NSIC contest

1995 (3-7 / 3-3 NSIC / t-3rd)

Head Coach: Kris Diaz
Captains: Jay Nelson, Matt Gay

S9	-	-	North Dakota	h	L	0	63
S16	-	-	UW-Stout	a	L	17	49
S23	-	-	UM-Duluth	h	L	9	40
S30	-	-	Southwest St.	a	L	6	8
O7	-	-	Moorhead St.	a	L	20	32
O14	-	-	Winona St.	+h	W	25	14
O21	-	-	UM-Morris	a	W	16	12
O28	-	-	Northern St.	h	W	25	24
N4	-	-	Wayne St. (Neb.)	a	L	14	55
N12	-	-	Winona St	1	L	15	29

+ homecoming
^ NSIC contest
1 Metrodome Classic; Minneapolis, Minn.



Jeff Tesch
1996 - present
12th year / 71-46 (.607)
NSIC: 51-31 (.622)

1996 (2-8 / 1-5 NSIC / 6th)

Head Coach: Jeff Tesch
Captains: Matt Juhl, Brian Murray

S7	-	-	St. John's (Minn.)	a	L	2	20
S14	-	-	UW-Stout	h	L	13	28
S21	-	-	UW-Stevens Point	h	L	7	52
S28	-	-	Southwest St	a	L	7	32
O5	-	-	Moorhead St.	+h	L	27	29
O12	-	-	Winona St	a	L	28	35
O19	-	-	UM-Morris	h	W	19	15
O26	-	-	Northern St.	a	L	14	52
N9	-	-	UM-Duluth	h	L	0	49
N17	-	-	Southwest St	1	W	28	14

+ homecoming
^ NSIC contest
1 Metrodome Classic; Minneapolis, Minn.

1997 (2-8 / 1-5 NSIC / t-6th)

Head Coach: Jeff Tesch
Captains: Ty Houglum, Eric Zajkowski, Eric Morris, Randy Qual

S6	-	-	St. John's (Minn.)	h	W	25	21
S13	-	-	UW-Stout	a	L	6	43
S20	-	-	UW-Stevens Pt	a	L	0	47
S27	-	-	Southwest St.	+h	L	0	16
O4	-	-	Moorhead St.	a	L	17	36
O11	-	-	Winona St.	h	L	14	58
O18	-	-	UM-Morris	a	L	28	45
O25	-	-	Northern St.	h	W	25	22
N8	-	-	UM-Duluth	a	L	0	41
N16	-	-	UM-Morris	1	L	34	41

+ homecoming
^ NSIC contest
1 Metrodome Classic; Minneapolis, Minn.

1998 (6-4 / 4-2 NSIC / 3rd)

Head Coach: Jeff Tesch
Captains: Ben McAninch, Chris Meyer

S5	-	-	UM-Crookston	a	L	30	34
S12	-	-	St. Thomas (Minn.)	h	W	25	21
S19	-	-	Mayville St.	a	W	32	7
S26	-	-	Moorhead St.	+h	W	22	10
O3	-	-	Winona St.	a	L	19	38
O10	-	-	UM-Morris	h	W	48	13
O17	-	-	Northern St.	a	L	6	34
O31	-	-	UM-Duluth	h	W	48	18
N7	-	-	Southwest St.	a	W	28	18
N14	-	-	UW-River Falls	1	L	14	45

+ homecoming
^ NSIC contest
1 Metrodome Classic; Minneapolis, Minn.

1999 (8-3 / 6-2 NSIC / t-2nd)

Head Coach: Jeff Tesch
Captains: Chris Meyer, Ben Morie, Ben Hudson, Rob Sutera

S4	-	-	Minot St.	h	W	28	7
S11	-	-	St. Thomas (Minn.)	a	W	24	14
S18	-	-	Wayne St.	+h	W	52	38
S25	-	-	Northern St.	a	L	17	45
O2	-	-	Concordia-St. Paul	h	W	54	7
O9	-	-	Southwest St.	a	W	13	10
O16	-	-	Moorhead St.	h	L	25	32
O23	-	-	UM-Duluth	h	W	35	26
O30	-	-	UM-Morris	a	W	53	20
N6	-	-	UM-Crookston	a	W	38	31
N14	-	-	UW-Stevens Point	1	L	23	35

+ homecoming
^ NSIC contest
1 Metrodome Classic; Minneapolis, Minn.

2000 (9-2 / 6-2 NSIC / 2nd)

Head Coach: Jeff Tesch

S2	-	-	Minot State	a	W	25	0
S9	-	-	St. Thomas	h	W	32	9
S16	-	-	Wayne St. (Neb.)	a	W	24	21
S23	-	-	Northern St.	h	W	39	38
S30	-	-	Concordia-St. Paul	a	L	8	19
O7	-	-	Southwest St.#	+h	W	65	63
O14	-	-	MSU-Moorhead	a	W	28	14
O21	-	-	UM-Duluth	a	L	19	38
O28	-	-	UM-Morris	h	W	70	0
N4	-	-	UM-Crookston	h	W	34	28
N10	-	-	UW-River Falls	1	W	23	20

+ homecoming
^ NSIC contest
1 Metrodome Classic; Minneapolis, Minn.
four-overtime game

2001 (7-4 / 5-4 NSIC / 4th)

Head Coach: Jeff Tesch

S1	-	-	Minot State	a	W	39	20
S8	-	-	St. Thomas (Minn.)	a	W	26	16
S15	-	-	Winona State	h	L	35	41
S22	-	-	Wayne State (Neb.)	a	L	7	13
S29	-	-	Northern State#	a	W	47	46
O6	-	-	Concordia-St. Paul	+h	L	27	42
O13	-	-	Southwest State	a	W	52	14
O20	-	-	MSU-Moorhead	h	W	28	14
O27	-	-	UM-Duluth	h	L	38	42
N3	-	-	UM-Morris	a	W	69	6
N10	-	-	UM-Crookston	1	W	47	7

+ homecoming
^ NSIC contest
1 Metrodome Classic; Minneapolis, Minn.
two-overtime game

2002 (6-5 / 6-3 NSIC / 4th)

Head Coach: Jeff Tesch

A29	-	-	MSU-Mankato	a	L	23	45
S7	-	-	Minot State	h	L	28	35
S21	-	-	Winona State	a	L	23	25
S28	-	-	Wayne St. (Neb.)	h	W	38	2
O5	-	-	Northern State	+h	W	28	21
O12	-	-	Concordia-St. Paul	a	L	14	38
O19	-	-	Southwest State	h	W	37	0
O26	-	-	MSU-Moorhead#	a	W	35	28
N2	-	-	15 ^ Minn.-Duluth	a	L	25	52
N9	-	-	Minn.-Morris	h	W	38	13
N16	-	-	Minn.-Crookston	a	W	21	7

+ homecoming
^ NSIC contest
two-overtime game

2003 (7-4 / 5-3 NSIC / 4th)

Head Coach: Jeff Tesch

A28	-	-	MSU-Mankato	h	W	12	10
S6	-	-	Minot State	a	W	48	0
S13	-	-	12 Chadron State	h	L	22	43
S20	-	-	Concordia-St. Paul	a	L	14	28
O4	-	-	MSU-Moorhead	+h	W	23	15
O11	-	-	18 ^ Winona State	a	L	21	40
O18	-	-	SW Minnesota St.	h	W	41	3
O25	-	-	Northern State	a	W	48	42
N1	-	-	1 ^ Minn.-Duluth	h	L	21	34
N7	-	-	Wayne St. (Neb.)	1	W	45	21
N15	-	-	1 ^ Minn.-Crookston	h	W	47	35

+ homecoming
^ NSIC contest
1 Metrodome Classic; Minneapolis, Minn.

2004 (8-3 / 5-2 NSIC / t-2nd)

Head Coach: Jeff Tesch

A26	-	-	Minnesota State	a	W	42	35
S4	-	-	Minot State	h	W	49	14
S11	-	-	Chadron (Neb.) St.	a	L	43	50
S18	-	-	Wis.-River Falls	h	W	58	14
S25	-	-	Concordia-St. Paul	+h	W	47	27
O2	-	-	SW Minnesota St.	a	W	30	7
O9	-	-	16 ^ Winona State	h	L	28	41
O16	-	-	1 ^ Minn.-Crookston	h	W	28	20
O23	-	-	Northern State	a	L	31	34
O30	-	-	MSU-Moorhead	a	W	42	0
N6	-	-	Wayne St. (Neb.)	1	W	24	0

+ homecoming
^ NSIC contest
1 Metrodome Classic; Minneapolis, Minn.

2005 (7-3 / 4-3 NSIC / t-4th)

Head Coach: Jeff Tesch

S3	-	-	Minot State	a	W	42	17
S10	-	-	Minnesota State	h	W	28	23
S17	-	-	Wis.-River Falls	a	W	35	19
S24	-	-	Concordia-St. Paul	a	L#	48	55
O1	-	-	SW Minnesota St.	+h	W	47	9
O8	-	-	Winona State	a	L	13	47
O15	-	-	1 ^ Minn.-Crookston	a	W	40	14
O22	-	-	Northern State	h	W	45	33
O29	-	-	MSU-Moorhead	h	W	27	13
N5	-	-	Wayne St. (Neb.)	1	L	28	38

overtime
+ homecoming
^ NSIC contest
1 Metrodome Classic; Minneapolis, Minn.

2006 (9-3 / 8-0 NSIC / 1st)

Head Coach: Jeff Tesch

A31	-	-	Minnesota Duluth	h	L	7	23
S9	-	-	Minot State	a	W	30	9
S16	-	-	MSU-Moorhead	a	W	21	9
S23	-	-	1 ^ Minn.-Crookston	h	W	56	7
S30	-	-	Northern State	a	W	25	22
O7	-	-	Mary (N.D.)	h+	L	21	27
O15	-	-	Wayne St. (Neb.)	a	W	40	37
O21	-	-	Winona State	h	W	28	7
O28	-	-	SW Minnesota St.	h	W	23	15
N4	-	-	Concordia-St. Paul	a	W	27	7
N10	-	-	Upper Iowa	1	W	44	20
D2	-	-	Pittsburg State	2	L	27	35

+ homecoming
^ NSIC contest
1 Metrodome Classic; Minneapolis, Minn.
2 Mineral Water Bowl; Excelsior Springs, Mo.

Coaching Records

Seasons Coached

17	H.J. Erickson	1938-'54
11	Jeff Tesch	1996-pres.
10	C.A. Anderson	1955-'60/1962-'65
7	John Peterson	1982-'88
7	Kris Diaz	1989-'95

Games Coached

118	Jeff Tesch	1996-pres.
111	H.J. Erickson	1938-'54
82	C.A. Anderson	19

The War Years

Bemidji State holds a proud distinction of being the only Minnesota Teachers College to continue its football program through World War II, when other teams across the state temporarily suspended their teams due to a lack of available men on campus to fill out their rosters. "Jolly" Erickson, BSU's head coach at the time, simply felt it foolish not to continue.

BSU finished 4-0 with its depleted 1944 squad, one of just 15 undefeated teams in the nation that year. It remains the only unbeaten, untied team in BSU history.

Following is a story from the Sep. 27, 1944 edition of *The Northern Student* which recounts BSU's decision to carry on.

BSTC Carries On in Football Only State Peds With Uninterrupted Program

Bemidji State Teachers college is still having football! So far this northern Minnesota college, although severely handicapped by lack of men, has carried on every year in a wartime football program. It is the only one of the State Teachers colleges in Minnesota to do so.

Coach "Jolly" Erickson says, "I think it is foolish to quit just because there aren't 30 or 40 men around the campus. Ten boys out for the sport will get just as much out of it as a larger squad." Coach Erickson went on to say that as long as the school has the equipment to fit out a team, every effort should be made to schedule games. Two home games are being planned this year instead of one. Eau Claire Teachers college of Wisconsin will send their team to Bemidji on October 13. The two teams should be of about the same ability as both have all-civilian teams. However, Eau Claire will have about twice as many men on the campus as Bemidji.

"I would like to see the game with Eau Claire on October 13 be our annual homecoming game with all of the festivities included," said "Jolly," "and we hope that the fans will come out and help us carry out our plans."

Carl Knutson is the only returning major letter winner. He is a sophomore from Benson, Minnesota. LeRoy Voxland from Fosston won a minor letter last year. "Any able-bodied or slightly disabled man is welcome to join the squad." So said Mr. Erickson.

Other members of the team were recently announced by Jolly. They are Ralph Magnuson, Shevlin, Minn.; Louis Marchand and Robert Liapis, Bemidji, Minn.; Clarence Sohlin and Gerald Haring, St. Paul, Minn.; LaVerne Harvey, Hibbing, Minn.; and Donald Letendre, Cass Lake, Minn. Ralph Magnuson and LaVerne Harvey have both had experience as gridgers before. Magnuson bucked the line for BSTC in 1938 and Harvey fought with Hibbing high school. Four or five men are expected to report in the near future. Magnuson is the only man on this season's team with a wife and family, so here's hoping the Eau Claire boys won't be too rough with him.

The School Colors

In Feb., 1920, an assembly hour was set aside for the selection of school colors. After the balloting on colors had resulted in a deadlock, Cyrillus Freeman, a student from Minneapolis, rose and commanded attention.

"As we sat here discussing this question," she said, "I happened to glance out the window. The sight that met my eyes was fresh, green pines silhouetted against pure white snow. What could be more appropriate than green and white?"

This idea was accepted unanimously.

The Naming of the Beavers

As President Deputy reviewed football practice one evening in May, 1932, he called the team into a huddle and raising his hands above their heads declared, "I christen this team the Beavers."

The name "Beavers" is symbolic of the silent, hard-working teams representing Bemidji State University.

Fight Song

"Go Bemidji Beavers
Go you green and white
Go Bemidji Beavers
Fight with all your might!
Rah! Rah! Rah!
We are here to cheer you
We are out to bring you fame
So go Bemidji Beavers
Fight and win this game!"

Homecoming

The first homecoming at Bemidji Teachers College was held Oct. 5, 1928. Until 1931 Homecoming was a biennial affair. In that year the demands of the alumni, eager for this season of reunion, changed it to an annual celebration with all the traditional dinners, teas, parades, dances, bonfires and football games.

Recently, BSU has been celebrating victories in its annual Homecoming football game with a post-game celebration in the waters of Lake Bemidji which borders Chet Anderson Stadium on the east.

BSU History FOOTBALL TRADITIONS

The BSU Logo

During the fall semester of 1998, campus-wide discussions were held on the need for new marks to represent the University as well as BSU athletics. The University marks at the time had been in place since 1974, with minor revisions in 1987, while no official athletic mascot, logo or image had been adopted for University use.

A committee was formed and for the next academic year an audit and review were conducted on the school logo and athletics imagery to determine what images were being used to represent the institution.

During the spring and summer of 1999, requests for proposals (RFP) were sought from outside firms to assist the university in this historic undertaking.

The BSU coaching staffs took great interest in the efforts to produce the new Beaver logo. They desired an image that would represent pride and confidence while being gender-neutral and not appearing cartoonish in nature.

The public relations firm of Russell & Herder of Brainerd was awarded the RFP for the logo project during the summer of 2000. For the remainder of 2000 and through early 2001, Russell & Herder helped oversee focus groups and surveys regarding the logo change.

In Dec. 2000, preliminary logo designs were presented to the committee, and revisions were made until the time the new marks were formally adopted and officially unveiled March 28, 2001 at a ceremony on campus.



BSU History CHET ANDERSON STADIUM

As the Bemidji State Teachers College continued to increase its enrollment from just 130 students when it opened its doors on June 23, 1919 to 160 in 1923, the need for more space and facilities became apparent.

Mr. A.P White, a member of the Bemidji community and the Normal School Board, stated "now is the time for us to get our campus developed."

At that time the east side of campus along the lakeshore was still wilderness. Mr. White's suggestion was carried out and the grounds for tennis courts and a football field were leveled and surfaced in 1923.

The football field was located just east of the current student union along the shore of Lake Bemidji, just a few feet south from the current location of the stadium. The field ran north-south with sidelines running along the lakeshore.

In 1926, R.E. Mendenhall, BSU's first staff member to hold a PhD who taught history and physical education, organized the college's first football team. The team played four games that fall against local high schools. The first game played on the Bemidji State field (often referred to as Diamond Point Field) was held Oct. 27, 1926 against Cass Lake High School. Bemidji was victorious, winning the battle 13-0. The team ended the first season in Bemidji State history with a record of 1-2-1.

In August of 1935, with sponsorship by local organizations, citizens of Bemidji and the faculty, a \$2,400 lighting system was installed in time for the upcoming season. Forty lights, mounted on eight 60-foot poles, illuminated the field brilliantly for the 1935 home opener Sept. 13 against Itasca Junior College. This would be the first night game to be played in Bemidji State history. The dedication for the new lighting system took place during halftime with a crowd of 1,500 in attendance. Bemidji State president M.W. Deputy, Mr. F.J McPartlin and Mr. H.Z. Mitchell spoke at the dedication ceremony and the game was preceded by a torchlight parade through the business section of the city.

A practice field was built in 1938. The field was built extending from the already-existing field west to Birchmont Road. A concrete building was also constructed at the southwest corner of the playing field to house football equipment.

In 1939, BSU received a \$172,000 federal grant provided

for sports fields, and all but a small portion was used to upgrade BSU's athletics facilities. The projects included two new football fields and relocation of the existing fields, as well as a track, softball and baseball diamonds, soccer field, tennis court and a general playing court. Concrete bleachers for the football field were included in the improvement plans. One of the new fields would be used as a practice field for football, while the game field was built inside the round cinder track. The location of the new field constructed as part of that project is the exact location of today's field.

Throughout spring and summer of 1940, work continued on the new sports fields as well as the concrete bleachers. The 1940 football season opened on the newly constructed field as BSU played host to Concordia College on Sept. 27. But the \$25,000 bleachers would not be complete until the 1941 season.

In 1941 the bleachers, one on each side of the field, were completed. The newly constructed bleachers housed two rest rooms, two shower rooms, a refreshment stand, two first-aid rooms, two ticket booths and offices for the coaches. The inside passageway of the bleachers was home to a 160 foot long and 11 foot wide cinder track used by the track team for training during inclement weather. The bleachers were made of reinforced concrete and were 180 foot long and 40 feet wide. The seats consisted of 15 rows of redwood benches set atop steel straps and would seat an estimated 1,500 people.

An enclosed sports booth, six feet wide and 14 feet long, occupied the position above and in the center of the north side bleachers. A glass front was installed to protect sports writers from inclement weather. With both bleachers completed the estimated capacity of the stadium was 3,500.

The present-day stadium and field has undergone modifications throughout the years, but the main structures are the same today as 60 years ago. A new press box was added to the south side bleachers as well as additional seating, bringing the estimated capacity to 5,000.

In 1989, a new scoreboard and new playing surface were installed.

The facility was named the Chet Anderson Stadium on Oct. 5, 1996, in honor of former head coach Chester A. Anderson (1955-1965).

Home Cookin'

As Bemidji State has developed into a year-in, year-out title contender in the Northern Sun Intercollegiate Conference, the Beavers have also established one of the true home-field advantages in the region.

Since 1996, when Jeff Tesch took the reigns of the BSU program, the Beavers have posted a 33-14 record at Chet Anderson Stadium (.702) which includes five-game home winning streaks from Oct. 23, 1999 to Sep. 15, 2001, from Sept. 28, 2003 to Aug. 28, 2003 and from Oct. 16, 2004 to the present.

BSU has won 16 of its last 19 games played at Chet Anderson Stadium dating back to a Sept. 28, 2002 win over Wayne State (Neb.), with the only three losses in that span coming to then-12th ranked Chadron (Neb.) State, eventual NCAA Playoff participant Minn.-Duluth, and then 16th-ranked Winona State.

Perhaps the most exciting game in BSU history came on the turf at Chet Anderson Stadium on Oct. 7, 2000 in a Homecoming contest against Southwest State. In that game, BSU prevailed 65-63 in a four-overtime marathon, with the Beavers pulling out the win on a successful two-point conversion at the end of the fourth extra period.

BSU at Home in the Tesch Era

	non-conf	NSIC	total
1996	0-2	1-2	1-4
1997	1-0	1-2	2-2
1998	1-0	3-0	4-0
1999	1-0	3-1	4-1
2000	1-0	4-0	5-0
2001	0-0	1-3	1-3
2002	0-1	4-0	4-1
2003	1-1	3-1	4-2
2004	2-0	2-1	4-1
2005	1-0	3-0	4-0
2006	0-2	3-0	3-2
TOTAL	8-6	28-10	36-16



BEMIDJI STATE FOOTBALL

All-Time Results

Year	Result	Loc
1948	L 6 13	Bemidji
1949	W 13 6	Moorhead
1950	W 20 0	n/a
1951	W 12 0	Bemidji
1952	L 6 19	Moorhead
1953	W 13 6	Bemidji
1954	L 7 20	Moorhead
1955	W 20 7	Bemidji
1956	T 13 13	Moorhead
1957	W 27 14	Bemidji
1958	W 48 7	Moorhead
1959	W 34 6	Bemidji
1960	W 20 8	Moorhead
1961	W 34 8	Bemidji
1962	L 7 10	Moorhead
1963	T 20 20	Bemidji
1964	L 14 15	Moorhead
1965	L 7 14	Bemidji
1966	L 0 13	Moorhead
1967	T 20 20	Bemidji
1968	L 10 28	Moorhead
1969	W 28 12	Bemidji
1970	L 6 33	Moorhead
1971	L 8 28	Bemidji
1972	L 15 48	Moorhead
1973	L 7 17	Bemidji
1974	L 0 40	Moorhead
1975	L 0 28	Bemidji
1976	W 24 22	Moorhead
1977	L 14 21	Bemidji
1978	L 0 28	Moorhead
1979	L 2 35	Bemidji
1980	L 3 39	Moorhead
1981	L 7 35	Bemidji
1982	L 23 38	Bemidji
1983	W 33 28	Moorhead
1984	L 28 35	Bemidji
1985	L 7 14	Moorhead
1986	W 27 26	Bemidji
1987	L 14 36	Moorhead
1988	L 14 47	Bemidji
1989	L 12 46	Moorhead
1990	L 19 37	Bemidji
1991	L 14 42	Moorhead
1992	W 28 27	Bemidji
1993	L 16 36	Moorhead
1994	L 6 33	Bemidji
1995	L 20 32	Moorhead
1996	L 27 29	Bemidji
1997	L 17 36	Moorhead
1998	W 22 10	Bemidji
1999	L 25 32	Bemidji
2000	W 28 14	Moorhead
2001	W 28 14	Bemidji
2002	W 35 28	Moorhead
2003	W 23 15	Bemidji
2004	W 42 0	Moorhead
2005	W 27 13	Bemidji
2006	W 21 9	Moorhead

Points 1021 1312
PPG 17.6 22.2

overall record: 23-33-3 (.415)
in Bemidji*: 13-15-2 (.467)
in Moorhead*: 9-18-1 (.339)
consecutive wins: 7, 2000-present
consecutive losses: 6, twice

* does not include the 1950 game, the location of which is not known

BSU History BATTLE FOR THE AXE

The 1948 Bemidji State College football homecoming committee decided that something symbolic was needed to add color to the festivities. Publicity stunts that year included dropping leaflets, which included game admissions among them, from an airplane.

Homecoming committee chairman Ron Smith and others decided that an axe, then in possession of Smith, would serve as a suitable trophy to mark the hotly-contested annual Beaver-Dragon gridiron clash. The axe would be awarded to the university president representing the victor of the contest.

Smith's axe originated in the native village of Mount Hagon, New Guinea. The axe is hand made and was polished underwater by its maker. Two types of axe are produced by natives in the Mount Hagon area, one with a blade of black stone for work and one of gray stone for ceremonies. Smith procured the gray trophy axe through a series of shrewd trades with the natives.

In 1948 the teams fought to the bitter end for possession of the weapon in the inaugural Battle for the Axe, with Moorhead State winning 13-6. Despite a loss in the first battle, Bemidji State dominated the early history of the trophy series posting a 10-3-1 record in its first 14 games. BSU won five consecutive meetings in the series from 1957-'61 and was unbeaten in seven consecutive meetings from 1955-'61.


The tide turned in 1962, with the Dragons taking control of the series for the next few decades. In 21 games played from 1962 to 1982, the Beavers brought home the battle axe just twice - after a 28-12 win in Bemidji in 1969 and a 24-22 win in Moorhead in 1976. The Beavers broke through with two wins in four games from 1983-'86, but would then win just once - a 28-27 win in Bemidji in 1992 - in 11 games from 1987-'97.

But the tide has once again turned in BSU's favor, as the Beavers have captured seven of the last eight battles for the axe - including an active series-long streak of six consecutive wins.

From the Sep. 29, 1948 edition of The Northern Student:

"Bemidji Presents Trophy to MSTC

Today a Homecoming committee journeyed to Moorhead State Teachers college for a special pepe convocation. At this time invitations were extended to the faculty, student body, band and queen to come to BSTC where they will be given an active part in the Homecoming activities. At the convocation Ron Smith presented the New Guinea "Battle Ax" which is the new trophy between BSTC and MSTC."



NCAA Division II Trophy Games

Following is a list of the current Division II trophy games, including the year the trophy was first exchanged.

Trophy	Date	Teams
Old Hickory Stick	1931	NW Mo. St.—Truman St.
Springfield Mayor's	1941	American Int't—Springfield
Bronze Derby	1946	Newberry—Presbyterian
Battle Axe	1948	Bemidji St.—MSU Moorhead
Sitting Bull	1953	North Dakota—South Dakota
Bishop's	1970	Lenior-Rhyne—Newberry
Top Dog	1971	Indianapolis—Butler
Axe Bowl	1975	Northwood—Saginaw Valley
Old Settler's Musket	1975	Adams St.—Fort Lewis
Battle of the Ravine	1976	Henderson St.—Ouachita Baptist
Traveling	1976	Ashland—Hillsdale
Traveling Training Kit	1978	MSU-Mankato—St. Cloud St.
Governor's	1979	S.Conn. St.—Cent. Conn. St.
Heritage Bell	1979	Delta St.—Mississippi Col.
Eagle-Rock	1980	Chadron St.—Black Hills St.
Elm City	1983	New Haven—S. Conn. St.
Field Cup	1983	Ky. Wesleyan—Evansville
John Wesley	1984	Ky. Wesleyan—Union (Ky.)
Miner's Bowl	1986	Mo. Southern St.—Pittsburg St.
Wagon Wheel	1986	Eastern NM—W. Texas A&M
Backyard Bowl	1987	Cheyney—West Chester
East Meets West	1987	Chadron St.—Peru St.
Hub Cap	2004	Bemidji St.—Minn.-Crookston
Paddle	2006	U-Mary-MSU Moorhead

BEMIDJI STATE FOOTBALL

Bemidji, Mnn. **FIRST CITY ON THE MISSISSIPPI**



The Bemidji area is home to a population of more than 30,000 and includes the Leech Lake, White Earth, and Red Lake Indian Reservations, and Lake Itasca, the headwaters to the Mississippi River. The City of Bemidji provides a focus for educational, business, and medical services. Recreational and cultural activities reflect a multicultural heritage that includes American Indian, European and Canadian influences.

Bemidji is a "golden city" along the river's bank, only miles from where the mighty Mississippi River begins its 2,552 mile journey to New Orleans and the Gulf of Mexico, a city at the center of the legends of Paul Bunyan and Babe the Blue Ox.

Bemidji's natural beauty and bounty as a meeting or group tour destination is also enhanced with historic character. From world renown statues and architecture listed on the National Register of Historic Places, to ancient earth mounds and burial grounds, the past takes an interesting turn in Bemidji.

Bemidji's waterfront is home to the world-famous statues of Paul Bunyan and Babe the Blue Ox listed in the National Register of Historic Places. Nearby is Bemidji's Tourist Information Center. In addition to Paul Bunyan memorabilia, The Bunyan House features the Fireplace of States built with stones from every state in the U.S. and Canadian provinces.

To the north, you'll encounter Library Park and the statue of Bemidji's founding Chief Bemidji, as well as the Community Arts Center in the Carnegie Building, also on the National Register.

At the south end of Lake Bemidji is Nymore Beach, site of the Crookston Lumber Co. The burning of the mill in 1924 marked the end of the county's logging era.

On the way into Bemidji, you may cross over the historic Mississippi River Bridge, built in 1916. This structure is listed on the National Register as one of

the earliest examples of a steel-reinforced concrete bridge. At the southern end of Minnesota Avenue lies the Great Northern Depot, completed in 1913. On the Historic Register, the Depot is the last early 20th century railroad building left in its original condition.

The Commercial Building on Third Street, built in 1910, is cited in the Architecture of Minnesota Guide as a successful prairie-style solution for a single-story building.

Other examples of historic architecture include the Beltrami County Courthouse built in 1902. Across the street you'll find the 1917 Colonial Revival-style former Post Office.

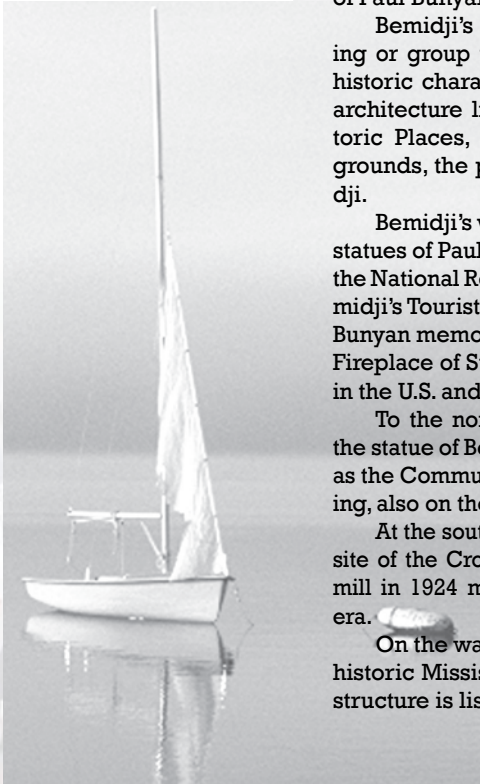
Perhaps Bemidji's best-known historic district is the eight-block section of Lake Boulevard. Once known as Bemidji's "Gold Coast," among the many venerable homes to be viewed is the Dr. Johnson House built in 1910 with a showcase garden.

The Bacon House was also built in 1910, later used for a Catholic convent. An unusual log structure, the Fisk House was reconstructed log-by-log at the present site. Judge Fisk enjoyed entertaining many distinguished guests, including writer F. Scott Fitzgerald. Further along you'll find Warfield House, the 1912 home of the man who built Bemidji's electric light plant.

Two lady teachers resided at the 1930s Parker & Mangelsdorf House, also known for its large, informal gardens.

Birchmont Avenue displays two art deco classics built in 1937, one with a semicircular glass projection, is located at Bemidji State University, the only lakeshore campus in the state with architecture dating back to 1919.

Located about midway between Minneapolis/St. Paul to the south and Winnipeg, Canada to the north, Bemidji has easy access by air, motor carrier, and automobile to metropolitan areas and international airports.



BEMIDJI STATE FOOTBALL

Bemidji State University **UNIVERSITY PROFILE**

Goals

Bemidji State approaches the 21st century with a deep sense of commitment to its region, a national reputation for quality programming and an international perspective for its 4,800 students. Founded on a sound liberal education, University programs are designed to educate students so that they may live as responsible, productive and free citizens in a global society.

History

Bemidji State began as a state Normal school in 1919, became a leading teachers' college in the region, and achieved University status in 1975. Currently, BSU recognizes over 28,000 alumni.



Academic Program

The only baccalaureate institution in northern Minnesota, Bemidji State offers 65 undergraduate major fields of study and 13 graduate programs housed in one of three major colleges: Arts and Letters, Social and Natural Sciences, and Professional Studies. Quality education is a priority at BSU, as many programs have earned national acclaim. The accounting program ranks among the nation's Top 10 in preparing students for the CPA examination, and scientific research has gained national exposure in a variety of fields.

Students / Faculty

Nearly 70 percent of Bemidji State students come from northern Minnesota, but the University broadens its services to attract students and faculty from diverse backgrounds and aspirations. Through teaching and informed attention to the educational needs of students, the University seeks to instill the spark of openness and commitment for lifelong learning. In fact, many BSU faculty members continue to pursue knowledge as specialists and educators in their fields.

Location

Bemidji State University lies in the heart of the city of Bemidji, midway between Minneapolis/St. Paul and Winnipeg, deep within Minnesota's lakes and forest region. With stands of pine, oak and birch reflecting the nearby presence of the northern woods, the east side of campus lines the shores of Lake Bemidji. The city of Bemidji, which serves a population of approximately 40,000, provides a regional focus for educational, business and medical services. Entertainment and activities include lively downtown Bemidji, shopping malls, theatre, art, downhill and cross country skiing and various forms of water recreation.

Facilities

The modern campus spans 89 acres on the shores of Lake Bemidji, including the recently-renovated Physical Education Complex which houses the John S. Glas Fieldhouse, host to several NCAA Championships. The BSU Gymnasium hosts the basketball and volleyball events, and a 3,000 square foot weight room, human performance laboratory, indoor track, and tennis, racquetball and swimming areas complete the complex.

Football fans can catch a spectacular view of Lake Bemidji through the east end zone of Chet Anderson Stadium.

Financial Aid / Scholarships

Eighty-two percent of students at Bemidji State receive some form of financial assistance. Over \$16 million was awarded last year to students, including \$6 million in grants and scholarships.

Internships

Each year, students complete internships with the NASA space program in Houston, Tex., Disneyland, Compaq, Rubbermaid and a host of architectural firms.

BEMIDJI STATE FOOTBALL

Bemidji State University ATHLETICS FACILITIES



Chet Anderson Stadium is home to BSU's football and outdoor track and field programs. It is one of just three collegiate football stadiums in the nation with a lakeside setting.



BSU Baseball Field plays host to the Beaver baseball program in the spring. The stadium grandstand is BSU's newest athletics facility, completed for the 2002 season.



BSU Gymnasium is the home of BSU's men's and women's basketball and volleyball programs. BSU's men and women each won a home-court first-round NSIC playoff game in 2004.



Bemidji State's softball program plays its home contests at the **BSU Softball Field**, adjacent to the baseball field.



John S. Glas Fieldhouse is the legendary home of BSU's men's and women's ice hockey programs. BSU's men have won five national championships in the building.



The BSU indoor track and tennis teams make their home in the **Gillette Rec Center**. One of the finest indoor facilities in the region, the center also serves as the campus recreational center.

Help Fill a Piece of the Puzzle

Support BSU Student-Athlete Scholarships

Join Beaver Pride

Call (218) 755-2827

<http://www.gobeaverpride.org>



Beaver Pride
1500 Birchmont Drive NE
David Park House
Bemidji, MN 56601

Rob Bollinger
phone: (218) 755-3783
e-mail: rbollinger@bemidjistate.edu

Joe Dunn
phone: (218) 755-2142
e-mail: bstewart@bemidjistate.edu

Lisa Hofstad
phone: (218) 755-2872
e-mail: lhofstad@bemidjistate.edu

NCAA Rules Compliance REGULATIONS REGARDING BOOSTERS

Who Are Boosters?

You are considered a booster or a representative of Bemidji State University Athletics interests if you:

- Participated in or are currently a member of any athletics department booster group, including Beaver Pride
- Have made a donation to the athletic program
- Have assisted or been asked to assist with recruiting of prospective student athletes
- Have assisted in providing benefits to enrolled student athletes or families
- Have helped to promote BSU athletics or BSU athletic interests in any way

Once a person has become identified as a booster to BSU they retain that identity indefinitely even if they no longer support the athletics program.

Who Are Prospective Student-Athletes?

The NCAA defines a "prospect" as anyone who has started classes for the ninth grade.

In addition, a student who has not started classes for the ninth grade becomes a prospect if the institution provides any financial assistance or other benefits not provided to any prospective student

What Are Permissible Activities by Boosters?

The following are activities that BSU boosters can participate in:

- May attend events such as contests or banquets where prospects are present so long as the booster is there on their own initiative. Boosters are **NOT** able to contact prospects or prospect's relatives at such events.
- Boosters **CAN** inform BSU coaches of prospects in their area by contacting the BSU staff and/or sending newspaper clippings about the prospect.
- Boosters may arrange employment for prospects. Prospects may not start the job until after completion of their senior year in high school, and compensation must be based on actual work performed at a normal rate.
- Boosters can continue to establish family relationships with friends and neighbors. Contacts with prospects are permitted as long as they are **NOT** for recruiting purposes and are **NOT** initiated by BSU staff members.

What is a Contact?

What is Considered Recruiting?

Contact is any face-to-face encounter between a prospect or their parents/guardians and a BSU staff member or athletics representative (booster) during which dialogue occurs in excess of a greeting.

Recruiting is any solicitation of a prospect or the prospect's relatives by a BSU staff member or athletics representative (booster) for the purpose of securing the prospect's enrolment and eventual participation in the BSU intercollegiate athletics program.

info.bemidjstate.edu/sports

The official web site of the Bemidji State University Sports Information Office, info.bemidjstate.edu/sports contains all the information you need to assist with your coverage of Bemidji State men's ice hockey or any of the other 16 varsity intercollegiate sports offered at BSU.

The web site contains typical schedule and roster information, biographical sketches of the Beavers and the coaching staff, comprehensive statistical information and news release archives.

Additionally, information from previous seasons is archived and remains available on the web site, providing a valuable research tool for media or others covering the Bemidji State men's ice hockey program. Season stats are available for BSU's entire Division I era, beginning with the 1999-2000 season, and small-college era statistics are currently available back to the 1997-98 season. More information is being added to the archive sections of the web site on a frequent basis, so if you cannot find what you're looking for check back or contact the sports information office for assistance.



Mike Curfman
Compliance Coordinator



Sara Anderson
Compliance G.A.

BSU Athletics Compliance Office
1500 Birchmont Drive NE, Box 29
Bemidji, MN 56601

Compliance Coordinator
Mike Curfman
phone: (218) 755-3783
fax: (218) 755-3898
e-mail: mcurfman@bemidjstate.edu

Compliance Graduate Assistant
Sara Anderson
phone: (218) 755-2142
e-mail: sanderson@bemidjstate.edu

Media Services

Bemidji State provides extensive Internet information resources for those covering BSU football and its other athletics programs.

The BSU sports information web site contains schedules, rosters, updated statistics and some historical information from previous seasons. Print-quality photos of BSU players and coaches are also available for download.

BSU's weekly game-notes package is completed and made available on-line during the season, and are typically available Wednesday afternoon. BSU's game notes are in Adobe PDF format and will be distributed via electronic means only (e-mail or web). Due to the size of the release, it will not be regularly distributed via fax.

Official BSU athletics web site:

- <http://info.bemidjstate.edu/sports>

Game-Day Services

Gameday packages containing programs, game notes and other information will be available in the press box prior to all home contests. Final statistics include an official NCAA box score, game summary, individual and team statistics. Game notes and quotes from coaches and selected players will also be available on request. Telephone, copier and fax services are available on a first-come, first-served basis.

There is limited Internet service in the BSU Football Press box. Media requiring post-game Internet access are welcome to use the BSU sports information offices in the adjoining Gilette Recreation Center.

Credentials / Pass List

Season credentials will be issued to all media covering the Beavers on a regular basis.

For single-game passes and credentials, contact the BSU sports information office no less than 24 hours before the scheduled starting time of the event. Credential requests must be submitted via fax on official letterhead.

Credentials will be issued only to representatives of an accredited media outlet who will be working in an official capacity to cover a BSU athletic event. No credentials will be issued to friends, spouses, children or other family members.

Credentials remain the property of Bemidji State University and may be revoked at any time.

Professional Scouts

By NCAA regulation, persons in attendance at a Bemidji State hockey contest for the purpose of scouting players for professional leagues or franchises must purchase a ticket in order to gain access to the contest.

Scouts will be provided with a pass which will give them access to the press box for the purpose of obtaining line charts and statistics. **Requests for these passes must be made in advance through SID Brad Folkestad.**

Practice

Bemidji State's daily practice sessions are open to the media. Please contact SID Brad Folkestad if you wish to attend.

Interview Policies

All player interviews outside of post-game and practice time must be arranged through the BSU sports information office. Player interviews are typically arranged during early-afternoon hours before the team has its afternoon practice.

For interviews with coaches, contact the sports information office at (218) 755-2763.

By NCAA rule, no player interviews will be available on gameday until the conclusion of that day's contest. Contact the sports information office with questions or for assistance.



BEMIDJI STATE FOOTBALL

Remidji State University MEDIA OUTLET INFORMATION

Local Print

- **Bemidji Pioneer**.....(218) 751-3740
Fax(218) 751-6914
1320 Washington Ave, SE
Bemidji, MN 56601
<http://www.bemidjipioneer.com>
Jim Carrington.... sports@bemidjipioneer.com
John McRaejmcr@bemidjipioneer.com
Eric Stromgren.... sports@bemidjipioneer.com
- **The Northern Student**.....(218) 755-2987
Phone/Fax(218) 755-3757 or 2913
Bemidji State University
Bemidji, MN 56601

Local Television

- **KAWB/KAWB-TV**.....(218) 751-0085
Toll-free(800) 292-0922
Fax(218) 759-0460 or (800) 861-7544
Lakeland News
Bemidji State University, Box 9
Bemidji, MN 56601
Dennis Weimann..... News Director
Steve Amorose.....samorose@lakelandptv.org
- **KBSU TV-17**.....(218) 755-2402
Bemidji State University
Bemidji, MN 56601
Jon Gunnar (sports dir.).... jongunnar@kbsu.tv
Scott Williams..... scottw1000@charter.net

Local Radio

- **KKBJ 1360 Talk Radio**(218) 751-7777
Fax(218) 759-0658
Flagship Network
2115 Washington Ave.; Bemidji, MN 56601
<http://www.kkbj.com>
Brian Schultz (Voice of the Beavers)
e-mail..... brian@brian-schultz.com
- **KBUN 1450 AM**.....(218) 444-1500
Fax.....(218) 751-8091
502 Beltrami Avenue
Bemidji, MN 56601
Moose Richards sports director
e-mail..... moosenb@charter.net
Scott Williams..... scottw1000@charter.net

Regional Print

- **Duluth News-Tribune**(800) 456-8181
Fax(218) 723-5314
424 W. First Street; Duluth, MN 55802
<http://www.duluthnews.com>
Jon Nowacki sports@duluthnews.com
- **Fargo Forum**(701) 235-7311
Fax(701) 241-5487
e-mail..... sports@forumcomm.com
101 5th Street North; Fargo, ND 58102
<http://www.in-forum.com>
Contact:..... Brian Peterson (Sports Editor)
- **Grand Forks Herald**(710) 780-1100, x243
Toll-free(800) 477-6572
Fax(701) 795-4603
P.O. Box 6008; Grand Forks, ND 58206
<http://www.gfherald.com>
Contact:..... Kevin Fee (kfee@gfherald.com)
- **Minneapolis Star-Tribune**(800) 829-8742
425 Portland Ave.; Minneapolis, MN 55488
<http://www.startribune.com>
Fax(612) 673-7774
- **St. Paul Pioneer Press**.....(612) 228-5516
345 Cedar State; St. Paul, MN 55101
Fax.....(612)228-5527

Regional Television

- **KVLY-TV (Channel 11, Fargo)**
Phone(701) 237-5211 / (800) 450-5844
Fax:(701) 237-5396
P.O. Box 1878; Fargo, ND 58103
- **WDIO-TV (Channel 13, Duluth)**
Phone/Fax...(218) 727-6865 / 727-2318/4415
10 Observation Road; Duluth, MN 55811
Contact: Tyler Jacobson

State-Wide Outlets

- **Minn. Associated Press**(612) 332-2727
Toll-free(800) 552-7250
Fax(612) 342-5299
511 11th Avenue S. (404)
Minneapolis, MN 55415
- **Minn. News Network Radio** ..(612) 321-7211
Toll free(800) 879-3462
Fax(612) 321-7222
1370 Davern Street
St. Paul, MN 55116
- **USA Today Online Edition**(800) 872-3410
Fax(703) 276-5505
1000 Wilson Blvd.
Arlington, VA 22229
<http://www.usatoday.com>

National Outlets

- **USA Today**
<http://www.usatoday.com>
- **ESPN**
<http://www.espn.com>
- **College Sports Report**
<http://www.dopke.com>
Editor: Brad Dopke
e-mail:..... bdopke@dopke.com
- **d2football.com**
<http://www.d2football.com>
Editor: Brandon Misener
Midwest beat writer:..... Jeff Harlin
e-mail:..... JeffHarlin@aol.com
- **Don Hansen's Football Gazette**
P.O. Box 305; Westmont, IL 60559-0305
Phone:(630) 964-1062
Fax:.....(630) 964-1105
<http://www.donhansen.com>
Editor:..... Don Hansen
e-mail:..... don@donhansen.com
- **American Football Coaches Association**
<http://www.afca.org>

Broadcast Outlets

Radio: KKBJ 1360 a.m.

Voice of the Beavers **Brian Schultz** joins KKBJ for his fourth year behind the mic as Bemidji State continues its broadcast agreement with R.P. Broadcasting of Bemidji. **Brian Bissonette** provides expert analysis and color commentary for BSU home games.

KKBJ's coverage of BSU football begins 40 minutes prior to opening kickoff with a comprehensive pre-game show, featuring interviews with BSU players, coaches and others involved with the school's athletics programs, as well as analysis and insights on the coming game.

Additionally, all game broadcasts will be streamed live over the Internet via KKBJ's web site (<http://www.kkbjam.com/sports.html>). Broadcasts are available to Windows, Macintosh and UNIX computer users.

TV: KBSU TV 17

In 2003, Bemidji State athletics entered a new era of media coverage, partnering with Charter Communications to provide live coverage for up to 50 BSU sporting events each year exclusively to Bemidji-area customers on Charter cable systems.

KBSU, Bemidji State's campus television station, will continue its long-standing tradition of producing BSU athletics events. In addition to the full home schedule of BSU men's hockey, KBSU will also produce BSU's full schedule of home football games, most home women's hockey games and a selection of men's and women's basketball and volleyball games. In total, KBSU and Charter have a 47-game schedule on tap for 2007-08, giving BSU unparalleled media coverage for its intercollegiate programs.

Local radio personality **Scott Williams**, recognized as one of the region's pre-eminent on-air talents, handles play-by-play duties for all KBSU-produced television broadcasts.

Bemidji State University Administration

Dr. Jon Quistgaard

President, Bemidji State University
University of Arizona (1970)

Dr. **Jon E. Quistgaard** became the ninth president of Bemidji State University in August, 2001. The Minnesota State Colleges and Universities Board of Trustees named him to the position in late May, 2001 following a national search.

A member of the BSU community for 23 years, he had served since 1997 as the vice president for academic and student affairs. As the chief academic officer of the institution, he was responsible for academic programming in three colleges, integrative studies,



distance learning, academic services, international student services, counseling, career services, the American Indian Resource Center, and student development programs.

Quistgaard began his association with BSU in 1979 as an admissions representative. He became the director of admissions and advising in 1980; was named the dean of undergraduate admissions and graduate studies in 1988; served as acting vice president for academic and student affairs from 1993-94; and was the associate vice president for academic affairs and dean of academic services from 1994-1997.

Quistgaard is an active presenter on the national level in the areas of continuous quality improvement, challenges in higher education, planning, assessment models, and transforming higher education. He received a doctorate in political science from the University of Arizona, where he also earned his master's and bachelor's degrees in government.

Dr. Rick Goeb

Director of Athletics
North Dakota State University (1989)

A new era in Bemidji State University athletics began July 13, 2001 when **Dr. Rick Goeb** was named BSU's first full-time director of intercollegiate athletics.

Goeb directs a 17-sport varsity athletics program at BSU with NCAA Division I men's and women's ice hockey and 15 Division II sports.

Beaver athletics has undergone dramatic changes in Goeb's tenure, having seen more than a dozen positions created or filled with new hires - including head coaches for women's hockey, men's and women's basketball, soccer, softball, baseball, women's golf, tennis and volleyball - and the hiring of BSU's first full-time athletics fundraiser.

In Goeb's five years overseeing BSU athletics, the program has entered one of the best all-around eras in the program's history. Men's ice hockey has won two College Hockey America regular-season titles, two tournament titles and made its first Division I NCAA Tournament appearance; men's basketball won its first NSIC Championship in decades, advanced to its first-ever NCAA Tournament and has hosted first-round NSIC playoff games each of the last four years; women's basketball hosted and won its first-ever NSIC playoff game; indoor track



won its first-ever NSIC Championship; men's and women's golf have made NCAA regional appearances with both full teams and individual performers.

BSU athletics has also assembled a strong academic reputation under Goeb's leadership. Men's hockey has set a CHA single-season record for number of Academic All-CHA performers three times and produced the 2005 CHA Student-Athlete of the Year; women's ice hockey posted three consecutive WCHA Student-Athletes of the Year from 2002-04; and nearly two dozen BSU student-athletes have been recognized on the CoSIDA/ESPN The Magazine Academic All-District V Team with four Academic All-America honorees.

Goeb came to Bemidji State after six years as senior associate athletics director at the University of Alaska-Fairbanks. At Fairbanks, Goeb served as NCAA compliance officer, monitored academic eligibility and acted as the liaison for booster clubs.

Prior to his position at Fairbanks, Goeb spent two years as an administrator at North Dakota. Goeb also served as the head wrestling coach at St. Cloud State from 1990-93 when he was an instructor in physical education and a facility coordinator; was the strength and conditioning coach at Northern Colorado from 1989-'90; and served as an assistant wrestling coach at North Dakota State from 1988-'89.

Originally from Anoka, Minn., Goeb received his undergraduate degree at North Dakota State, where he was also a Division II national wrestling champion. Goeb earned his master's from Northern Colorado and doctorate from North Dakota. He and his wife Carol have two daughters, Amber and Anne and a son, Jordan.

Brad Folkestad

Sports Information Director
Bemidji State University (2001)

Brad Folkestad is in his sixth year in the Sports Information office at Bemidji State. As Sports Information Director he oversees all publicity and media relations operations for BSU's 17-sport athletics department, and directly handles the university's football, men's hockey, golf and track and field programs.



Entering his eighth year in the athletic media relations field, Folkestad was promoted to the Sports Information Director post in the spring of 2007.

Folkestad has spent five years of professional career at BSU. Starting with a two-year stint as a graduate assistant in 2002,

he returned as the Assistant SID in the fall of 2004 after a one-year assignment in the same capacity at the University of Minnesota Duluth.

In addition to serving as the men's and women's basketball contact during each of the last four years, Folkestad's interests and experience in collegiate basketball run deep. He has volunteered at numerous conference, regional and national tournaments including the 2003 and 2006 NCAA Division I Men's Midwest Regional Tournament in Minneapolis, Minn., the 2005 NCAA Division II Elite Eight in Grand Forks, N.D. and the 2003 NCAA Division II Women's Frozen Four.

He is an active member of the College Sports Information Directors of America and has been recognized for excellence in publications on a number of occasions including a Ninth in the Nation finish for his 2005 BSU Volleyball Media Guide.

Folkestad, 29, received his bachelor's degree in communication from BSU in 2001 and continues to work toward a master's degree in

sports studies. He resides in Bemidji, Minn. with his wife Lisa and their four children Tim, Nicole, Carly and Mackenna.

BSU Sports Information staff Sports Information Director

Brad Folkestad (Bemidji State, 2001)
football, men's hockey
(218) 755-4603
bfolkestad@bemidjistate.edu

Assistant Sports Information Director
Troy Berneking (Minn.-Crookston, 2004)
volleyball, men's & women's basketball
(218) 755-2763
tberneking@bemidjistate.edu

Graduate Assistant
Cedrique Flemming (Kansas State, 2007)
women's ice hockey, softball
(218) 755-2763
cflemming@bemidjistate.edu

Student Interns

Shane Claypool 4th year
Lynsey Andrews 3rd year

BEMIDJI STATE FOOTBALL

Bemidji State University STAFF DIRECTORY



Dr. Rick Goeb
Director of Athletics



Laurie Bitter
Sr. Woman Administrator
Head Volleyball Coach



Bill Crews
Head Trainer



Pam DeLancey
Assistant Trainer



Vance Balstad
Equipment Manager



Gloria Bannor
Equipment Manager



Deb Slough
Office Manager



Brad Folkestad
Sports Information
Director



Jeff Tesch
Head Coach
Football



Tom Serratore
Head Coach
Men's Ice Hockey



Steve Sertich
Head Coach
Women's Ice Hockey



Matt Bowen
Head Coach
Men's Basketball



Mike Curfman
Head Coach
Women's Basketball



Jim Stone
Head Coach
Soccer



Craig Hougen
Head Coach
Track & Field/XC



Don Niskanen
Head Coach
Men's Golf



Krissi Super
Head Coach
Women's Golf



Scott Sorenson
Head Coach
Tennis



Tim Bellew
Head Coach
Baseball



TBA
Head Coach
Softball



Bucky the Beaver
Mascot

Administration & Support Staff

Dr. Rick Goeb, Athletics Director
Debbie Slough, Athletics Secretary
Laurie Bitter; SWA/HC, Volleyball
Brad Folkestad, Sports Information Director
Troy Berneking, Assistant SID
Cedrique Flemming, Graduate Assistant SID
Bill Crews, Head Trainer
Pam DeLancey, Ass't Trainer
Eric Sand, Ass't Trainer
Vance Balstad & Gloria Bannor, Equip. Mgrs

phone	e-mail
755-2941	rgoeb
755-2941	dslough
755-3785	lbitter
755-4603	bfolkestad
755-2763	tberneking
755-2763	cflemming
755-2769	wcrews
755-2769	pdelancey
755-2769	esand
755-3292	

Coaching Staff

Tim Bellew; HC, Baseball
Steve Sertich; HC, Women's Hockey
Heather Ferrell, Ass't WIH Coach
Shane Veenker, Ass't WIH/HC, Softball
Tom Serratore; HC, Men's Hockey
Bert Gilling, Ass't MIH Coach
Ted Belisle, Ass't MIH Coach
Mike Curfman; HC, Women's Basketball
Krissi Super, Ass't WBB/HC, Women's Golf
Craig Hougen; HC, Track & Field
Jim Stone; HC, Soccer
Scott Sorenson; HC, Tennis
Don Niskanen; HC, Men's Golf

phone	e-mail
755-4619	tbellew
755-2958	ssertich
755-4215	hferrell
755-4215	sveenker
755-2879	tserratore
755-2765	bgilling
755-2765	ebelisle
755-2783	mcurfman
755-4619	ksuper
755-2883	chougen
755-3784	jstone
755-4620	ssorenson
755-4619	

Coaching Staff

Jeff Tesch; HC, Football
Rich Jahner, Assoc. HC, Football
Brent Bolte, Ass't Football Coach
Matt Bowen; HC, Men's Basketball
Jeremy Tiers, Ass't MBB Coach

phone	e-mail
755-2772	jtesch
755-3785	rjahner
755-2768	bbolte
755-2774	mbowen
755-4619	jtiers

All numbers area code (218); e-mail suffix @bemidjistate.edu