



2024
BELMONT BASEBALL

MEDIA GUIDE

2024 BELMONT BASEBALL MEDIA GUIDE



TEAM INFORMATION

GENERAL INFORMATION

School	Belmont University
Location	Nashville, Tenn.
Founded	1890
Enrollment	8,532
Nickname	Bruins
Colors	Navy Blue, Red, and White
Affiliation	NCAA Division I
Conference	Missouri Valley Conference
President	Dr. Gregory Jones
Athletics Director	Scott Corley
Home Field	E.S. Rose Park
Capacity	500
Website	www.belmontbruins.com
Twitter	@BelmontBaseball
Instagram	BelmontBaseball

TEAM HISTORY

2022 Overall Record	27-33
2022 MVC Record	10-17 (7th)
2022 Postseason	2-2
First Year of Program	1953 (1998 DI)
Conference Championships	3 (ASUN (2x), OVC)
Players in MLB Draft	43

ROSTER INFORMATION

Starting Position Players Returning/Lost	9/0
Starting Pitchers Returning/Lost	3/1
Letterwinners Returning/Lost	26/6
Newcomers	8 (4 Freshmen, 4 Transfers)

COACHING STAFF

Head Coach	Dave Jarvis
Record at Belmont	737-678-2 (27th season)
Overall Record	1,061-830-2 (42nd season)
Asst. Head Coach/Pitching	A.J. Gaura (3rd season)
Asst. Coach / Recruiting Coord.	Jason Stein (1st season, 9th overall at BU)
Director of Baseball Operations	Connor Sherwood
Director of Video and Analytics	Nathanel Rorie
Athletic Trainer	Brock Potter

MEDIA RELATIONS

Baseball Contact	Carter Gledhill
Syverson's Email	carter.gledhill@bruins.belmont.edu
Gledhill's Cell Phone	847-313-8229
Media Relations Fax	(615) 460-5584
Mailing Address	Belmont Office of Athletics Athletic Media Relations 1900 Belmont Blvd. Nashville, TN 37212

SCHEDULE

FEBRUARY

Friday	16	EASTERN MICHIGAN	4 pm	E.S. Rose Park
Saturday	17	EASTERN MICHIGAN (DH)	1 pm	E.S. Rose Park
Sunday	18	EASTERN MICHIGAN	1 pm	E.S. Rose Park
Tuesday	20	North Alabama	3 pm	Mike D. Lance Field
Friday	23	South Carolina	3 pm	Founders Park
Saturday	24	South Carolina	1 pm	Founders Park
Sunday	25	South Carolina	12:30 pm	Founders Park
Tuesday	27	Tennessee Tech	3 pm	Bush Stadium

MARCH

Friday	1	LITTLE ROCK	4 pm	E.S. Rose Park
Saturday	2	LITTLE ROCK	2 pm	E.S. Rose Park
Sunday	3	LITTLE ROCK	1 pm	E.S. Rose Park
Tuesday	5	Lipscomb	3 pm	Dugan Field
Wednesday	6	KENNESAW STATE	4 pm	E.S. Rose Park
Friday	8	UAB	4 pm	E.S. Rose Park
Saturday	9	UAB	2 pm	E.S. Rose Park
Sunday	10	UAB	1 pm	E.S. Rose Park
Wednesday	13	UT MARTIN	4 pm	E.S. Rose Park
Friday	15	Indiana	4 pm	E.S. Rose Park
Saturday	16	Indiana	1 pm	E.S. Rose Park
Sunday	17	Indiana	12 pm	E.S. Rose Park
Tuesday	19	Vanderbilt ^	6 pm	First Horizon Park
Friday	22	UIC*	4 pm	E.S. Rose Park
Saturday	23	UIC*	2 pm	E.S. Rose Park
Sunday	24	UIC*	1 pm	E.S. Rose Park
Tuesday	26	Alabama ^	6 pm	Toyota Park
Thursday	28	Murray State*	5 pm	Johnny Reagan Field
Friday	29	Murray State*	5 pm	Johnny Reagan Field
Saturday	30	Murray State*	1 pm	Johnny Reagan Field

APRIL

Tuesday	2	LIPSCOMB	4 pm	E.S. Rose Park
Friday	5	EVANSVILLE*	4 pm	E.S. Rose Park
Saturday	6	EVANSVILLE*	2 pm	E.S. Rose Park
Sunday	7	EVANSVILLE*	1 pm	E.S. Rose Park
Tuesday	9	AUSTIN PEAY	4 pm	E.S. Rose Park
Friday	12	Valparaiso*	3 pm	Emory G. Bauer Field
Saturday	13	Valparaiso*	1 pm	Emory G. Bauer Field
Sunday	14	Valparaiso*	1 pm	Emory G. Bauer Field
Tuesday	16	NORTH ALABAMA	4 pm	E.S. Rose Park
Friday	19	SOUTHERN ILLINOIS*	4 pm	E.S. Rose Park
Saturday	20	SOUTHERN ILLINOIS*	2 pm	E.S. Rose Park
Sunday	21	SOUTHERN ILLINOIS*	1 pm	E.S. Rose Park
Tuesday	23	Southern Indiana	6 pm	USI Baseball Field
Friday	26	BRADLEY*	4 pm	E.S. Rose Park
Saturday	27	BRADLEY*	2 pm	E.S. Rose Park
Sunday	28	BRADLEY*	1 pm	E.S. Rose Park

MAY

Friday	3	Indiana State*	5:30 pm	Bob Warn Field
Saturday	4	Indiana State*	1 pm	Bob Warn Field
Sunday	5	Indiana State*	12 pm	Bob Warn Field
Tuesday	7	Austin Peay	6 pm	Raymond C. Hand Park
Friday	10	MISSOURI STATE*	4 pm	E.S. Rose Park
Saturday	11	MISSOURI STATE*	2 pm	E.S. Rose Park
Sunday	12	MISSOURI STATE*	1 pm	E.S. Rose Park
Tuesday	14	Tennessee	4 pm	Lindsey Nelson Stadium
Thursday	16	Illinois State*	5 pm	Duffy Bass Field
Friday	17	Illinois State*	3 pm	Duffy Bass Field
Saturday	18	Illinois State*	1 pm	Duffy Bass Field
	21-26	MVC Tournament		Evansville, Indiana

*- denotes Missouri Valley Conference games

^ denotes neutral site game

CAPS and bold-Home Games at Rose Park
ALL TIMES LISTED IN CENTRAL STANDARD TIME

2024 BELMONT BASEBALL MEDIA GUIDE



NUMERICAL ROSTER

No.	Name	Pos.	B/T	Ht.	Year	Hometown (Last School)
1	Michael Lareau	OF	L/L	6-3	R-SO	Allen Park, MI (Wabash Valley CC)
2	Brodey Heaton	INF	R/R	6-5	GR	Newburgh, IN (Castle HS)
3	Zach Hernandez	RHP	R/R	6-2	FR	Fayetteville, TN (Lincoln County HS)
4	Simon Tesh	RHP	R/R	6-4	SO	Knoxville, TN (Christian Academy Knoxville)
5	Sam Kirkpatrick	INF	R/R	5-10	SR	Franklin, TN (Holy Cross)
6	Kaden Galason	INF	R/R	6-0	SO	Kathleen, GA (Houston County HS)
7	Ty Allen	OF	R/R	5-10	FR	Franklin, TN (Independenc HS)
8	Jeff Clarke	OF	L/R	6-1	SR	Irving, TX (Fort Scott CC)
9	Sam Slaughter	OF	L/R	6-1	SR	Smyrna, TN (Calhoun CC)
10	Blake Barton	C	R/R	6-0	JR	Franklin, TN (Grace Christian Academy)
13	Ethan Harden	P/OF	R/L	6-0	R-SO	Franklin, TN (Battle Ground Academy)
14	Caleb Guisewite	RHP	R/R	6-2	JR	Greenbrier, TN (White House Heritage HS)
15	Max Jones	INF	R/R	6-2	SR	Pekin, IL (Illinois Central College)
17	Heath Owen	C	R/R	6-0	SO	Marietta, GA (Pope HS)
20	Wyatt Fooks	OF	R/R	6-0	R-FR	Hoschton, GA (Mountain View HS)
22	Blake Ciuffetelli	LHP	R/L	5-11	GR	Newburgh, IN (Southern Indiana)
23	Jordan Zuger	RHP	R/R	6-3	JR	Hendersonville, TN (Hendersonville HS)
24	Hank Liss	RHP	R/R	6-0	FR	Evanston, IL (Evanston Township HS)
25	Joe Ruzicka	RHP	R/R	6-3	SO	Webster Groves, MO (Webster Groves HS)
26	Jett Thielke	RHP	R/R	6-6	R-SR	Suamico, WI (Madison College)
27	Will Pryor	RHP	R/R	6-2	SO	Whitwell, TN (Marion County HS)
28	Kaden Wu	C	R/R	5-11	R-FR	Mercer Island, WA (Mercer Island HS)
29	Mason Landers	INF	R/R	6-1	SR	Shelbyville, TN (Shelbyville HS)
30	Landon Godsey	C/IF	R/R	6-0	JR	Indianapolis, IN (Volunteer State CC)
31	Jake Timbes	RHP	R/R	6-2	SO	Kingsport, TN (Dobyns Bennett HS)
32	Jalen Borders	LHP	R/L	6-7	R-SR	Alexandria, AL (Alexandria HS)
33	Max Blessinger	OF	R/R	5-11	SR	La Crescenta, CA (Pasadena City College)
34	Cade Rogers	INF	R/R	6-0	R-JR	Jonesboro, AR (Valley View HS)
35	Bill Duby	RHP	R/R	6-3	GR	Orinda, CA (Western Kentucky)
36	Dominic Baratta	LHP	L/L	6-0	R-SR	Dunedin, FL (Eastern FL State College)
37	Pete Daniel	INF	R/R	6-3	FR	Nashville, TN (Ensworth HS)
39	Jack Rando	INF	R/R	5-8	SR	Brentwood, TN (Brentwood HS)
40	Cade Granzow	RHP	R/R	6-3	JR	Franklin, TN (Auburn)
41	Austin Krider	C	R/R	5-9	R-JR	Pensacola, FL (West Florida HS of Advanced Tech)
44	Phillip Pritchett	LHP	L/L	6-1	R-FR	Indianapolis, IN (Franklin Central HS)

Pronunciation Guide

#6 Kaden Galason	GAL-uh-sun
#14 Caleb Guisewite	GUYS-white
#20 Wyatt Fooks	rhymes with "books"
#22 Blake Ciuffetelli	CHEW-fuh-tell-e
#23 Jordan Zuger	ZOO-ger
#25 Joe Ruzicka	Rue-ZISS-kah
#26 Jett Thielke	TILL-key
#31 Jake Timbes	Tims
#33 Max Blessinger	BLESS-in-ger
#35 Bill Duby	DUE-BEE
#36 Dominic Baratta	Buh-ROT-uh
#40 Cade Granzow	Gran-zo
#41 Austin Krider	CRY-dur

Asst. HC A.J. Gaura	GORE-uh
AC Jason Stein	STEEN

BRUINS BY CLASS

* - REDSHIRT

GRADUATES (3)

Brodey Heaton
Blake Ciuffetelli
Bill Duby

SENIORS (10)

Sam Kirkpatrick
Jeff Clarke
Sam Slaughter
Max Jones
Jett Thielke*
Mason Landers
Jalen Borders*
Max Blessinger
Dominic Baratta*
Jack Rando

JUNIORS (7)

Blake Barton
Caleb Guisewite
Jordan Zuger
Landon Godsey
Cade Rogers*
Cade Granzow
Austin Krider*

BRUINS BY STATE

ALABAMA (1)

Jalen Borders

ARKANSAS (1)

Cade Rogers

CALIFORNIA (2)

Max Blessinger
Bill Duby

FLORIDA (2)

Dominic Baratta
Austin Krider

GEORGIA (3)

Kaden Galason
Heath Owen
Wyatt Fooks

ILLINOIS (2)

Max Jones
Hank Liss

INDIANA (4)

Brodey Heaton
Blake Ciuffetelli
Phillip Pritchett
Landon Godsey

MICHIGAN (1)

Michael Lareau

MISSOURI (1)

Joe Ruzicka

SOPHOMORES (7)

Michael Lareau*
Simon Tesh
Ethan Harden*
Heath Owen
Joe Ruzicka
Will Pryor
Jake Timbes

FRESHMEN (7)

Zach Hernandez
Ty Allen
Wyatt Fooks*
Hank Liss
Kaden Wu*
Pete Daniel
Phillip Pritchett*

TENNESSEE (15)

Zach Hernandez
Simon Tesh
Sam Kirkpatrick
Ty Allen
Sam Slaughter
Blake Barton
Ethan Harden
Caleb Guisewite
Jordan Zuger
Will Pryor
Mason Landers
Jake Timbes
Pete Daniel
Jack Rando
Cade Granzow

TEXAS (1)

Jeff Clarke

WASHINGTON (1)

Kaden Wu

WISCONSIN (1)

Jett Thielke

2024 BELMONT BASEBALL MEDIA GUIDE



1 Chase Katafias
R-So. • OF • 6-3
Allen Park, Mich.



2 Brodey Heaton
Gr. • INF • 6-5
Newburgh, Ind.



3 Zach Hernandez
Fr. • RHP • 6-2
Fayetteville, Tenn.



4 Simon Tesh
So. • RHP • 6-4
Knoxville, Tenn.



5 Sam Kirkpatrick
Sr. • INF • 5-10
Franklin, Tenn.



6 Kaden Galason
Fr. • INF • 6-0
Kathleen, Ga.



7 Ty Allen
Fr. • OF • 5-10
Franklin, Tenn.



8 Jeff Clarke
Sr. • OF • 6-1
Irving, Texas



9 Slam Slaughter
Sr. • OF • 6-1
Smryna, Tenn.



10 Blake Barton
Jr. • C • 6-0
Franklin, Tenn.



13 Ethan Harden
R-So. • P/OF • 6-0
Franklin, Tenn.



14 Caleb Guisewite
Jr. • RHP • 6-2
Greenbrier, Tenn.



15 Max Jones
Sr. • INF • 6-2
Pekin, Ill.




17 Heath Owen
So. • C • 6-0
Marietta, Ga.



20 Wyatt Fooks
R-Fr. • OF • 6-0
Hoschton, Ga.



22 Blake Ciuffetelli
Gr. • LHP • 5-11
Newburgh, Ind.



23 Jordan Zuger
Jr. • RHP • 6-3
Hendersonville, Tenn.



24 Hank Liss
Fr. • RHP • 6-0
Evanston, Ill.



25 Joe Ruzicka
So. • RHP • 6-3
Webster Groves, Mo.




26 Jett Thielke
R-Sr. • RHP • 6-6
Suamico, Wisc.



27 Will Pryor
So. • RHP • 6-2
Whitwell, Tenn.



28 Kaden Wu
R-Fr. • C • 5-11
Mercer Island, Wa.



29 Mason Landers
Sr. • INF • 6-1
Shelbyville, Tenn.




30 Landon Godsey
Jr. • C/INF • 6-0
Indianapolis, Ind.



31 Jake Timbes
So. • RHP • 6-2
Kingsport, Tenn.



32 Jalen Borders
R-Sr. • LHP • 6-7
Alexandria, Ala.



33 Max Blessinger
Sr. • OF • 5-11
La Crescenta, Ill.



34 Cade Rogers
R-Jr. • INF • 6-0
Jonesboro, Ark.



35 Bill Duby
Gr. • RHP • 6-3
Orinda, Calif.



36 Dominic Baratta
R-Sr. • LHP • 6-1
Dunedin, Fla.



37 Pete Daniel
Fr. • INF • 6-3
Nashville, Tenn.



39 Jack Rando
Sr. • INF • 5-8
Brentwood, Tenn.



40 Cade Granzow
Jr. • RHP • 6-3
Brentwood, Tenn.



41 Austin Krider
R-Jr. • C • 5-9
Pensacola, Fla.



44 Phillip Pritchett
R-Fr. • LHP • 6-1
Indianapolis, Ind.



HC Dave Jarvis
27th Season



AHC/PC A.J. Gaura
3rd Season



AC Jason Stein
1st Season, Belmont '01-'08



AC Will Craig
1st Season



HEAD COACH | DAVE JARVIS



CAREER | 1,061-830-2

**Belmont (1998-present):
>737-678-2<**

**Three Rivers (1985-93):
>324-152<**

2 NCAA Tournaments

4 Conference Championships

12 conf. Tournament Appearances

27th Year at Belmont

29 Professional Baseball Players

Belmont

Season	W/L	Postseason
1998	23-21-1 (.522)	
1999	28-24 (.538)	
2000	27-25 (.519)	
2001	30-23 (.566)	
2002	22-30 (.423)	
2003	29-23 (.558)	Atlantic Sun Tournament
2004	31-23 (.574)	
2005	28-26 (.519)	
2006	24-31 (.436)	
2007	34-26 (.567)	Atlantic Sun Championship
2008	25-33 (.431)	Atlantic Sun Tournament
2009	29-29 (.500)	Atlantic Sun Tournament
2010	27-27 (.500)	
2011	38-26 (.594)	ASUN Champions, NCAA Regional
2012	39-24 (.619)	ASUN Champions, NCAA Regional
2013	38-20 (.655)	OVC Tournament
2014	24-30-1 (.445)	
2015	29-29 (.500)	OVC Tournament
2016	33-27 (.550)	OVC Tournament
2017	31-29 (.517)	OVC Tournament
2018	19-36 (.345)	
2019	27-30 (.474)	OVC Tournament
2020	14-3 (.824)	
2021	22-30 (.423)	
2022	39-20 (.661)	OVC Regular Season Champions
2023	27-33 (.450)	
TOTAL:	737-678-2 (.520)	

Entering his 27th season at the helm of Belmont's baseball program and 42nd year of coaching overall, head coach Dave Jarvis has cultivated a rich program that's seen success both on the field and in the classroom. Jarvis has led the Bruins since their inception as a NCAA Division I institution in 1998, leading Belmont to four conference championships and its two NCAA Tournament berths in 2011 and 2012.

As a coach, Jarvis has culminated an overall record of 1,061-830-2 in 35 years as a head coach and helped produce nine seasons in which the Bruins garnered 30 or more wins. The team constructed a program-best 39 wins during both the 2012 and 2022 seasons.

Not only has Jarvis lifted Belmont Baseball to new heights, but he is also in elite company in NCAA Division I baseball. Jarvis is one of just 16 active head coaches to record 700 or more Division I wins at their current school.

Jarvis has developed 29 players from Belmont who have gone on to play professional baseball, including current San Diego Padres infielder/outfielder Matt Beaty and 2022 MLB Draft pick Guy Lipscomb, who was selected No. 151 overall by the Cleveland Guardians to become the highest draft selection in program

history. In addition to his on-field success, Jarvis has helped his players excel in the classroom. Following the 2021-22 academic year, a league-high 30 Belmont baseball players were named to the OVC Commissioner's Honor Roll.

During the 2022 season, Belmont secured their first OVC Regular Season championship by finishing conference play with an 18-6 mark, tying the program record for both regular season wins (37) and total wins (39). The Bruins swept the conference's major awards, with Jarvis earning OVC Coach of the Year, Guy Lipscomb earning OVC Player of the Year, and Andy Bean taking home OVC Pitcher of the Year. On April 22-24, the Bruins swept Purdue on the road, the program's first-ever road sweep of a Power Five opponent.

The Bruins boasted one of the top defenses in the country in 2022, finishing 4th in NCAA Division I in fielding percentage (.983) with first baseman Brodey Heaton being named one of three finalists for the 2022 Rawlings Gold Glove Award, given annually to the top defender at each position. Guy Lipscomb turned in one of the best individual seasons in program history, setting program records for batting average (.406) and stolen bases (42) on the way to Third-Team All-American status and towards becoming the first player in NCAA Division I since 2011 to hit over .400 and steal at least 40 bags.

Lipscomb and Bean earned First-Team All-Conference honors while Heaton, Jalen Borders, and Kyle Brennan picked up Second-Team All-Conference recognition in 2022.

Jarvis recorded his 1,000th career win on February 23, 2022 with an 11-1 victory over Middle Tennessee. On April 26, 2022, Jarvis picked up his 700th win at Belmont with an 8-2 victory at Evansville.

Jarvis developed 28 players from Belmont who have gone on to play professional baseball, including current Los Angeles Dodgers infielder/outfielder Matt Beaty. In addition to his on-field success, Jarvis has helped his players excel in the classroom. Following the 2019-20 academic year, 21 Belmont baseball players were named to the OVC Commissioner's Honor Roll.

The 2020 Belmont Bruins finished the season receiving votes in the final two weeks of the National Collegiate Baseball Writers Association Top 30 poll, posting the 17th-highest win-loss percentage in NCAA Baseball with an .824 mark. The Bruins were also 18th in the country in total home runs with 20.

In 2011, Belmont beat Oklahoma State and Troy in the Baton Rouge Regional, marking the first time in program history that the Bruins won an NCAA tournament game in any sport. Concluding the landmark season, Jarvis was named the TBCA College Coach of the Year. The previous year carved another program-best when Belmont started the season with a perfect 10-0 start.

Belmont toppled its first ranked opponent in 2001 when Jarvis' squad beat then-No. 13 ranked Georgia, who would be an eventual College World Series participant. Since then the Bruins have beaten multiple ranked opponents.

Jarvis fine-tuned his coaching ability with a nine-year stint as head coach at Three Rivers Community College in Poplar Bluff, Mo. from 1985-93. With Jarvis at the helm, the Raiders were consistently ranked in the National Junior College Athletic Association top 20 poll, highlighted by a No. 4 ranking in 1992.

Jarvis broke into NCAA Division I baseball as an assistant with Murray State in the fall of 1993. At Murray State, he was primarily responsible for the instruction of hitters and catchers as well as teaching base running skills. Jarvis also used his extensive junior college network to create a recruiting pipeline for the Racers.

He finished his playing career at Arkansas State as the starting catcher and team captain. The Missouri native earned a bachelor's degree in education and later received his master's in education, both at Arkansas State.

A dedicated family man, Jarvis has three sons, Jordan, Logan, and Jackson. The family resides in Franklin, Tenn.

COACHING STAFF

A.J. Gaura • Associate Head Coach / Pitching Coach



A.J. Gaura enters his first year as Belmont's assistant head coach, and third season as the Belmont pitching coach, after being introduced to the Bruins' staff on Jan. 3, 2022.

Gaura's first season in the dugout for the Bruins resulted in Belmont owning the best pitching staff in the Ohio Valley Conference, leading the league in ERA (4.59) with the runner-up nearly a full run behind (5.52). Belmont was also first in the conference in opponent batting average (.253), first in wins (39), first in saves (18), second in home runs allowed (60), and third in walks allowed (217).

With Gaura's guidance, the Bruins owned one of the best weekend rotations in the country, with OVC Pitcher of the Year Andy Bean and Second-Team All-Conference selection Jalen Borders bookending two-time OVC Preseason Pitcher of the Year Joshua South. Bean, Borders, and South were all in the top-10 in the Ohio Valley Conference in ERA, in the top-5 in opponent batting average, in the top-7 in innings pitched, and in the top-10 in strikeouts.

Under Gaura's tutelage, Bean earned Belmont's first-ever OVC Pitcher of the Year honor after going 9-1 with a 4.64 ERA and 75 strikeouts in 2022, to help lead the Bruins to their first OVC Regular Season Championship, winning the league with an 18-6 conference mark while tying the program-record for wins (39).

In the bullpen, reliever Kyle Brennan enjoyed a record-breaking year as the Bruin closer, finishing 4th in the country in saves (14) while breaking the program's all-time career record for saves (31). Gaura's efforts with reliever Dusty Baird resulted in the right-hander developing finishing the season on a scorching stretch that saw him allow just one run over his final 13 innings, before signing a professional contract with the Rocky Mountain Vibes of the Pioneer League.

A native of Suamico, Wisconsin, Gaura came to Belmont after three seasons as the pitching coach and recruiting coordinator at the University of Evansville.

In 2021, the Aces finished with a 28-27 overall record competing in the Missouri Valley Conference, their first winning season since 2014. That season, Gaura helped sophomore pitcher Shane Gray to one of the best pitching performances from an Ace in recent memory, coaching Gray to a spot on the All-MVC Second Team after he finished with a 2.84 ERA, the third best mark in the Missouri Valley Conference. Under Gaura, the Aces finished with a 4.82 team ERA in his first season in 2019, down from a 6.04 ERA mark the previous year.

Prior to arriving in Evansville, Gaura spent three seasons at national power Mississippi State, where he worked as a graduate assistant video coordinator in 2016 before being promoted to the Bulldogs' director of player development in 2017. In that role, Gaura was responsible for the organization of all on-campus recruiting, the scholarship and recruiting database, and video needs for both player development and advanced scouting.

Gaura's assistance in recruiting the 2018 and 2019 classes to Mississippi State resulted in both being ranked No. 4 in the nation by Perfect Game.

Prior to the 2018 season, Gaura became the Bulldogs' volunteer assistant and camp coordinator while also taking on the duties of catchers' coach and assistant pitching coach, helping Mississippi State take two out of three games from Vanderbilt in the Super Regional before winning two games at the College World Series in Omaha.

Gaura graduated from Austin Peay in 2015 with a degree in business administration, helping the Governors to the OVC Championship in 2013 as a right-handed pitcher. Prior to arriving in Clarksville, Gaura pitched for Iowa Western Community College, where he was a part of the 2012 NJCAA Division I national championship team.

Upon his graduation in 2015, Gaura remained with the Austin Peay program in 2016 as a volunteer assistant/camp coordinator while earning his master's of science in management.

Gaura lives in Nashville with his wife, Rachel.

Jason Stein • Assistant Coach



Belmont University baseball head coach Dave Jarvis announced Aug. 22, 2023, the hire of Jason Stein to the position of assistant coach and recruiting coordinator.

Stein most recently as an assistant coach and recruiting coordinator at Middle Tennessee. He returns to Belmont having served on Jarvis' staff from 2001-08.

"We are excited to welcome Jason back to the Belmont coaching staff," Jarvis said. "He brings outstanding experience from several quality programs and conferences. He's seen the college game from every angle. Jason's teaching ability, energy and dedication to players will benefit our program."

Stein brings a wealth of experience and industry knowledge to the Bruin diamond, having spent over two decades in the college game.

In all, Stein has recruited and coached 45 Major League Baseball draft picks – including 12 former Bruins, most notably sixth-round selection Blake Owen.

Stein previously served as an assistant coach at Duke from 2015 to 2022, holding responsibilities such as hitting coach, third base coach, coaching infielders, coordinating the team's community service efforts, and managing the program's on-campus facilities.

In 2021, Stein helped the Blue Devils capture the program's first ACC Baseball Tournament Championship title in program history and their first conference title since 1961. While on the Blue Devil staff, Stein was a part of four NCAA Regional appearances and back-to-back NCAA Super Regional appearances in 2018 and 2019.

Before Duke, Stein was the head coach at Eastern Kentucky from 2008 to 2015. Stein earned Ohio Valley Conference Coach of the Year in 2012 after leading ECU to a share of the OVC regular season title.

Under Stein's direction, the Colonels regularly ranked in the top 10 nationally in home runs per game, ranking first in the nation in home runs per game with 1.22 per contest in 2012. ECU's 66 home runs tied for second-most in the nation. ECU belted 59 home runs and posted a .450 team slugging percentage in 2015.

During his first stint with the Bruins, Stein coached 24 All-Atlantic Sun Conference selections, including Carlo Testa who earned First Team honors as a starting pitcher and outfielder.

Stein earned two degrees at ECU. He graduated with a bachelor's degree in ornamental horticulture in 1997 and received his master's degree in sports administration in 1998. Stein posted a .334 career batting average; his .378 average in 1993 led the Ohio Valley Conference.

Stein and his wife Terri have five children (Ryker, Riley, Jaxton, Jacey and Kacen).

COACHING STAFF



Will Craig • Assistant Coach

Will Craig enters his first season as an assistant coach at Belmont University.

The highly decorated former first-round draft pick by the Pittsburgh Pirates will be a valuable asset in player development, and hitting instruction.

A native of Johnson City, Tennessee, Craig attended Science Hill High School. He was drafted in the 37th round of the 2013 MLB Draft by the Kansas City Royals but chose to attend Wake Forest University in the fall.

From 2014-2016, Craig became one of the most decorated Deacons in program history. Over his collegiate career, Craig posted an average of .347 with 42 doubles, 37 homers, 160 RBIs and 108 walks through three seasons. He also excelled on the mound, holding a 6-4 career record. As a junior in 2016, Craig tallied a .379 average, 16 home runs and 66 RBIs and went 2-0 with a team-high nine saves and a 3.54 ERA, earning him unanimous All-American and D1Baseball's National Player of the Year honors as well as being named a Dick Howser Trophy Finalist and a Golden Spikes Award Semifinalist. During his sophomore season, Craig was named the 2015 ACC Player of the Year, the sixth Deacon to earn Player of the Year honors, and became just the fourth Demon Deacon to be named an All-American by five different outlets.

Craig made his debut for the Pirates on August 27, 2020, in against the St. Louis Cardinals. He appeared in two games for Pittsburgh during the shortened 2020 season. In 2021, Craig played in 18 games for the Pirates, with a .217 batting average, 13 hits, a home run, and three RBIs.

Craig was selected by the Pittsburgh Pirates with the 22nd overall pick in the 2016 MLB Draft. He began his professional career with the West Virginia Bears of the New York-Penn League (Class A Short). He made his debut on June 17 against Mahoning Valley and went 1-for-4 with two strikeouts. He finished the season with a .280 batting average, 61 hits, two home runs, 23 RBIs, and a .774 on-base plus slugging. He hit his first professional home run on July 17 vs. Williamsport, and started 46 games at third base.

In 2017, he entered the season as Pittsburgh's ninth-best prospect, according to Baseball America. He spent the season with the Bradenton Marauder (Single-A) where he led all Florida State League first basemen in total chances (940), putouts (855), and assists (78). He was named to the Florida State League's mid-season All-Star team. A durable player, Craig ranked third among all Pirates farmhands in games played.

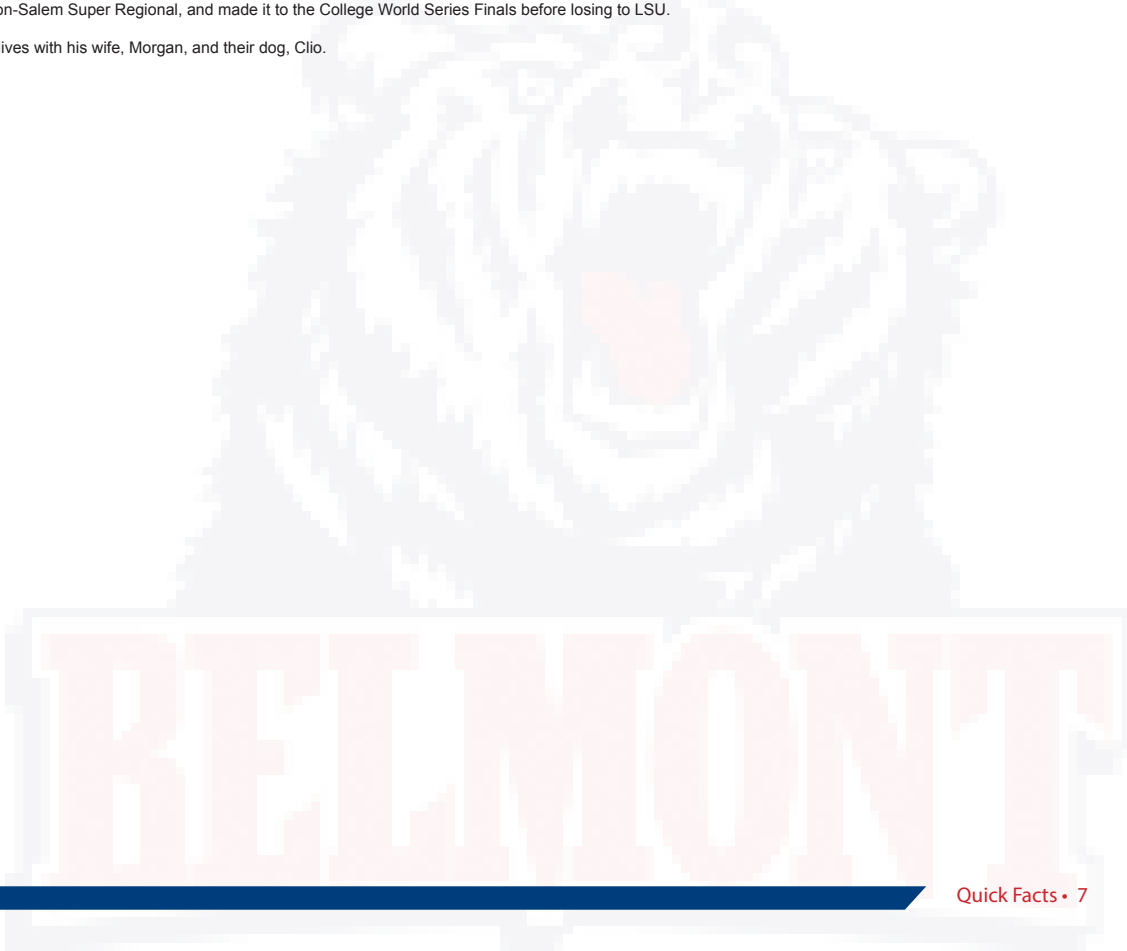
Craig's 2018 campaign with the Altoona Curve (Double-A) propelled his professional career to new heights. He was voted the team's MVP, and was named both a mid- and post-season All-Star for the Eastern League. He led the league in RBIs (102), which ranked fifth in all of minor league baseball. He became the second player in Altoona's history to reach triple digits in RBIs, and the first Pirates minor league to reach 100 RBIs and highest total since 2007. In addition to being ranked the 16th-best-prospect by MLB.com, Craig was named the "Best Defensive First Baseman" in the Eastern League by Baseball America. He later was named All-Arizona Fall League.

Craig joined the Indianapolis Indians (Triple-A) in 2019. He won his first Rawlings Minor League Gold Glove at first base after posting a .999 fielding percentage in 886 total chances (recorded 828 putouts and 57 assists) while making only one error in 111 games at first base. Craig's power showed with a career-high 23 home runs, and a team-high 78 RBIs; the highest single-season total for an Indians player since Brandon Moss in 2010. His home run total also ranked third-best among all Pirates minor leaguers. With 27 home runs before the All-Star break, Craig represented the Pirates the All-Star Futures Game at Progressive Field in Cleveland.

After his time with the Pirates, Craig finished his playing career overseas in Korea with the Kiwoom Heroes. He made his KBO debut on August 13, 2021, against the Doosan Giants. In 61 games, Craig posted a .248 batting average, 12 doubles, 6 home runs, and 30 RBIs.

He returned to the United States in 2022 to finish his degree at Wake Forest and was an assistant coach for a team that made it to the College World Series. The Deacons went 54-12 and 22-7 in ACC play. After the conference tournament, Wake Forest won the Winston-Salem Regional, swept Alabama in the Winston-Salem Super Regional, and made it to the College World Series Finals before losing to LSU.

Craig lives with his wife, Morgan, and their dog, Clio.



SUPPORT STAFF



Connor Sherwood • Director of Baseball Operations

Connor Sherwood enters his first season with the Bruins in 2024 as the director of baseball operations.

In his current role at Belmont, Sherwood handles team travel, team meals, game-day organization, team equipment and uniforms, and other day-to-day operations within the program.

Prior to joining Belmont, Sherwood graduated from the University of Dayton in 2023 with a bachelor's degree in sport management. While at Dayton, Sherwood spent four years working with Dayton's baseball team as a student-manager and as the director of baseball operations.

Sherwood also spent the 2021 and 2022 seasons working as a baseball operations intern in the Cape Cod Baseball League with the Bourne Braves and Wareham Gatemen.

Sherwood is working towards earning his master's degree in sports administration and expects to graduate in the Spring of 2025.



Nathanael Rorie • Director of Video and Analytics / Manager

Nathanael Rorie enters his fourth season with the Belmont University baseball program in 2024, and second first as Director of Video and Analytics.

In his current role, Rorie oversees data and video usage with TrackMan, Synergy, Blast, WIN Reality, Rapsodo, and Baseball Cloud, as well as assists with advanced scouting reports.

The Evansville, Indiana, native also collects and analyzes data for player development purposes and oversees proper performance of equipment.

Prior to being named the Director of Video and Analytics in August 2022, Rorie worked as a student manager for the team since the 2021 season.

Additionally, Rorie has worked with Play9 Sports as a Scout and Analytics intern, an assistant hitting instructor with Home Run Hitting Academy, and an assistant coach for the Southern Indiana Shockers.

The Belmont junior is pursuing a Bachelor of Science in Data Science and a Bachelor of Science in Sport Administration.



Brock Potter • Assistant Athletic Trainer

Brock Potter enters his fifth year as an assistant athletic trainer for Belmont Athletics in 2023-24. He is the point of contact for Belmont Baseball and Men's and Women's Golf.

Prior to arriving at Belmont, Potter served as a clinical assistant at Elite Sports Medicine and Orthopedics in Nashville. Before Music City, Potter served as the head athletic trainer for the Evansville Thunderbolts of the SPHL in Evansville, Ind.

Potter served as a graduate assistant athletic trainer for the University of Memphis Athletic department, working with baseball and men's golf. He also assisted with the athletic training efforts for the Chicago Cubs during Spring Training in 2014.

Potter earned a Bachelor of Science degree in Athletic Training from Grand Valley State University in 2014 and received his Masters of Science in Sport and Leisure Commerce from the University of Memphis in 2016.

He and his wife, Claire, reside in Nashville with their two dogs, Poppy and Pepper. In his spare time, Potter enjoys watching racing and any other sport, playing golf, fishing, trying new restaurants and going to concerts.



Jarrett Thompson • Associate Director of Sports Performance

Jarrett Thompson begins his third year with Belmont University Athletics as Assistant Director of Sports Performance.

Thompson spent the 2019-20 and 2020-21 academic years at Belmont as a graduate assistant for sports performance, where he worked with Belmont softball, men's soccer, and women's golf, while supporting baseball and track throwers.

A baseball student-athlete in college, Thompson posted a 3.63 earned run average as a senior.

Thompson earned his bachelor's degree in exercise science from Gardner-Webb University in 2019 and completed in master's degree in sport administration from Belmont in May 2021.



PLAYER BREAKDOWN

RETURNING PLAYERS 2023 STATS

STARTING PITCHERS

Player (Yr)	W/L	ERA	IP	SO	BB	GS
Will Pryor (Fr.)	4-2	4.22	59.2	58	21	4
Jalen Borders (Jr.)	0-2	8.34	18	25	13	5
Dominic Baratta (R-Jr.)	4-5	5.06	64	46	32	13
Joe Ruzicka (Fr.)	1-3	5.59	48.1	54	38	13
Jordan Zuger (So.)	2-6	8.05	50.1	35	13	11

RELIEF PITCHERS

Player (Yr)	W/L	ERA	IP	SO	BB	APP
Simon Tesh (Fr.)	1-1	3.78	33.1	23	12	18
Ethan Harden (R-Fr.)	5-2	2.61	48.1	43	12	21
Caleb Guisewite (So.)	1-1	6.53	30.1	32	13	20
Jett Thielke (R-Jr.)	5-1	4.76	45.1	57	19	24
Cade Granazow (So.)	1-2	8.34	22.2	14	20	15
Phillip Pritchett (Fr.)	-	-	-	-	-	-

STARTING POSITION PLAYERS

Player (Yr)	POS	GP/GS	AVG.	RBI	SLG%
Brodey Heaton (Sr.)	1B	59/57	.267	44	.465
Sam Kirkpatrick (Jr.)	SS	52/51	.271	25	.352
Jeff Clarke (Jr.)	CF	48/42	.272	25	.463
Sam Slaughter (Jr.)	RF	52/44	.260	13	.348
Blake Barton (So.)	C	59/58	.260	35	.411
Mason Landers (Jr.)	3B	60/60	.277	42	.496
Max Blessinger (Jr.)	LF	56/51	.263	20	.384
Jack Rando (Jr.)	2B	59/55	.250	22	.342
Ethan Harden (R-Fr.)	DH	53/40	.250	13	.348

RETURNING POSITION PLAYERS

Player (Yr)	POS	GP/GS	AVG.	RBI	SLG%
Kaden Galason (Fr.)	INF	15/3	.214	4	.286
Max Jones (Sr.)	INF	27/23	.187	0	.286
Heath Owen (Fr.)	C	3/1	.250	0	.250
Wyatt Fooks (Fr.)	INF	-	-	-	-
Kaden Wu (Fr.)	C	-	-	-	-
Cade Rogers (R-So.)	INF	12/8	.115	3	.115
Austin Krider (R-So.)	C	8/2	.000	0	.000

PLAYERS LOST

POSITION PLAYERS

Player	POS	GP/GS	AVG.	RBI	SLG%
Chase Katafias	OF	23/14	.238	12	.286
Drew Lowry	INF	33/32	.220	14	.275
Dalton Wasson	INF	6/1	.000	0	.000

PITCHERS

Player	W/L	ERA	IP	SO	BB	SV
Andy Bean	3-6	3.50	72	69	22	0
Aaron Hubbell	0-0	17.36	4.2	2	10	0
Ryan Schneider	-	-	-	-	-	-
Carter Park	0-0	99.99	0	0	0	0

BRUINS BY POSITION

C

Blake Barton
Heath Owen
Kaden Wu
Austin Krider
Landon Godsey

OF

Michael Lareau
Ty Allen
Jeff Clarke
Sam Slaughter
Wyatt Fooks
Max Blessinger
Ethan Harden

INF

Brodey Heaton
Sam Kirkpatrick
Kaden Galason
Max Jones
Mason Landers
Cade Rogers
Pete Daniel
Jack Rando
Landon Godsey

RHP

Zach Hernandez
Simon Tesh
Caleb Guisewite
Jordan Zuger
Hank Liss
Joe Ruzicka
Jett Thielke
Will Pryor
Jake Timbes
Bill Duby
Cade Granazow

LHP

Blake Ciuffetelli
Jalen Borders
Dominic Baratta
Ethan Harden
Phillip Pritchett

NEWCOMERS

TRUE FRESHMEN (4)

Zach Hernandez
Ty Allen
Hank Liss
Pete Daniel

TRANSFERS (4)

Michael Lareau
Blake Ciuffetelli
Landon Godsey
Bill Duby

NOTES

TOP 25 OPPONENTS

Belmont plays four teams ranked in the Preseason Top 25 Rankings by D1baseball.com: #25 South Carolina (Feb. 23-25), #6 Vanderbilt (Mar. 19), #19 Alabama (Mar. 26), and #9 Tennessee (May 14).

ARMY OF ARMS

Even with the departure of ace Andy Bean, the Bruins' pitching staff is setup for success in the 2024 season. Assistant head coach A.J. Gaura and the Bruins return 85% of their innings and strikeouts from last season. Belmont saw five different pitchers make five or more starts last season: Dominic Baratta (13), Joe Ruzicka (13), Jordan Zuger (11), Jalen Borders (5), and Will Pryor (4). The opening weekend rotation will feature Will Pryor on Friday, Jake Timbes in the first game of the doubleheader on Saturday, and Jalen Borders on Sunday. The second starter for Saturday's doubleheader is yet to be decided.

SLAM THE DOOR

Belmont closer Ethan Harden and go-to relief arm Jett Thielke are set to carry the workload for close games for the Bruins. The duo combined for 10 of Belmont's 12 saves last season and 100 strikeouts. Harden's seven saves led the Bruins and was the third-most in the MVC last season. Thielke was third on the team in strikeouts (57) and was tied for the most wins (5).

VETERAN LINEUP

Belmont returns all of their starting lineup and 92% of their at-bats from last year featuring seven seniors, led by first baseman Brodey Heaton. His power potential backed by 44 RBIs and 10 home runs last season makes him Belmont's big-swing threat in the lineup. Belmont's most productive bat last season was in the hands of Mason Landers. The senior from Shelbyville, Tennessee led the team with a .277 batting average, 12 home runs, and 118 total bases.

THE LEGEND OF JARVIS

Head coach Dave Jarvis enters his 27th season at the helm of the Belmont Baseball program. Jarvis is one of 16 active Division I coaches to record more than 700 career wins at their current university. He became the winningest coach in program history back in 2021 thanks to a pair of doubleheader wins on April 17 against Murray State. He passed Belmont legend Dave Whitten (1969-1997) for the all-time wins total in program history with 737 wins.

MR. MILESTONE

With an 11-1 win over Middle Tennessee on Feb. 23, 2022 Dave Jarvis recorded his 1,000th career win (324 at Three Rivers College, 676 at Belmont).

With an 8-2 win over Evansville on April 26, 2022, Jarvis notched his 700th win at Belmont, one of only 16 active coaches with 700+ Division I wins at their current school.

FOLLOW THE LEADERS

Team captains for the Bruins in 2024 are Brodey Heaton, Mason Landers, and Jalen Borders. This is Heaton's second season serving as a team captain.

WELCOME THE TRANSFERS

The Bruins welcome four transfers to the 2024 roster. Michael Lareau joins the Bruins after two seasons at Wabash Valley Community College. In 2023, he posted a .338 batting average, recorded 35 RBIs, and totaled 51 runs. Lareau helped the Warriors to a 57-13 record and were runners-up in the NJCAA Division I World Series under a first-year head coach. Graduate student Blake Ciuffetelli reunites with former high school teammate Brodey Heaton, after spending four seasons at Southern Indiana. Last year, Ciuffetelli made 24 appearances and seven starts in the Screaming Eagles' inaugural Division I season. He set a new career-high with 48 strikeouts. Landon Godsey joins the Bruins after two years at Volunteer State Community College, in Gallatin, Tennessee. Godsey had a spectacular 2023 campaign at the plate hitting .368 in 55 games, including 68 hits, eight home runs, and 23 extra-base hits. The junior catcher/outfielder from Indianapolis busted on the scene with 31 hits in his first 22 games last season. Bill Duby is a graduate transfer from Western Kentucky, who joins the Bruins following a year away from baseball. Before his one season for the Hilltoppers in 2022, Duby pitched at Diablo Valley Community College for three seasons.


FRESH FACES

The Bruins add four freshmen to the roster for the 2024 season. Belmont adds a pair of position players, Ty Allen and Pete Daniel, and pitchers, Zach Hernandez and Hank Liss. Allen was a four-year varsity starter at Independence High School in Franklin, Tennessee. The two-time All-District and All-Midstate honoree recorded a .350 batting average, nine home runs, 24 doubles, and 76 RBIs in his last two years of high school ball. He was selected by the Tennessee Baseball Coaches Association to represent Team Tennessee. Independence High School won both the district and regional championships twice during Allen's time, along with a state tournament appearance. Nashville native Pete Daniel was a two-time D-IIAA All-Region selection and multi-sport athlete at Ensworth High School (played varsity basketball). Right-handed pitcher Zach Hernandez, hailing from Fayetteville, Tennessee, attended Lincoln County High School. Hernandez earned All-District honors and helped Lincoln County secure a district championship. Hank Liss is the only freshman joining the Bruins from outside Tennessee. A native of Evanston, Illinois, Liss racked up an impressive resume at Evanston Township High School. He earned an IHSA All-State selection, tossed three no-hitters, and helped the Wildkits win three conference and regional championships. Liss played travel ball for Top Tier North and led the pitching staff with the lowest ERA

HOME GROWN

Fifteen Bruins hail from Tennessee: Zach Hernandez (Fayetteville), Simon Tesh (Knoxville), Sam Kirkpatrick (Franklin), Ty Allen (Franklin), Sam Slaughter (Symrna), Blake Barton (Franklin), Ethan Harden (Greenbrier), Jordan Zuger (Hendersonville), Will Pryor (Whitwell), Mason Landers (Shelbyville), Jake Timbes (Kingsport), Pete Daniel (Nashville), Jack Rando (Brentwood), and Cade Granzow (Franklin).

KEY RETURNERS





BRODEY HEATON | 1B

- Three consecutive seasons with 50+ hits and 40+ RBIs
- Seventh-most career home runs in program history (27).
- Ranked sixth in program history with 160 career RBIs
- 2023 D1Baseball 14th Ranked MVC Draft Prospect

MASON LANDERS | 3B

- 2023 All-MVC Second Team
- Only Burin to appear and start in all 60 games in 2023
- Led team and ranked in top 15 in MVC in hits (66)
- Held a 13-game hit streak from Apr. 21 - May 14
- Career stats: .262 AVG, 108 hits, .447 SLG%, 66 RBIs



SAM SLAUGHTER | RF

- 52 appearances with 44 starts in 2023
- Led team with .891 OPS
- 2023 stats: .260 AVG, 40 H, 13 doubles, 29 RBIs, .481 SLG%
- 2022 All-ACCC First Team at Calhoun Community College

KEY RETURNERS



WILL PRYOR | RHP

- 15 relief outings and four starts during freshman year
- 4-2 record and 4.22 ERA in 59.2 innings pitched
- Second on the team in strike-outs in 2023 (58)
- Named Opening Day starter against Eastern Michigan on Feb. 16

ETHAN HARDEN | P/OF

- Two-way player making 30 starts as a position player and 21 bullpen outings, which was the second most on the team in 2023
- Led Bruins with seven saves; the third most saves in the MVC
- Led Bruins with .341 AVG in MVC Play



JALEN BORDERS | LHP

- 45 career appearances and 25 stars
- 117 career strikeouts in 130.2 innings pitched
- No. 19 MLB Draft Prospect in MVC Top 20 (Perfect Game)
- 2022 Second Team All-OVC



2024 BELMONT BASEBALL MEDIA GUIDE



2023 Results



2023 Belmont Baseball Game Results for Belmont (as of Feb 14, 2024) (All games)



Date	Opponent	Score	Inns	Overall	MVC	Pitcher of record	Attend	Time
Feb 18, 2023	UT MARTIN-1	L 2-4	7	0-1-0	0-0-0	Bean (L 0-1)	272	1:45
Feb 18, 2023	UT MARTIN-2	L 3-7	9	0-2-0	0-0-0	Borders (L 0-1)	-	2:50
Feb 19, 2023	UT MARTIN-1	w 11-4	7	1-2-0	0-0-0	Zuger (W 1-0)	277	1:55
Feb 19, 2023	UT MARTIN	w 4-2	9	2-2-0	0-0-0	Harden (W 1-0)	0	2:10
Feb 21, 2023	WESTERN KENTUCKY	L 7-9	9	2-3-0	0-0-0	Granzow (L 0-1)	133	3:20
Feb 24, 2023	at #21 NC State	L 4-11	9	2-4-0	0-0-0	Bean (L 0-2)	2855	2:22
Feb 25, 2023	at #21 NC State	L 0-7	9	2-5-0	0-0-0	Zuger (L 1-1)	2387	2:24
Feb 26, 2023	at #21 NC State	L 1-7	9	2-6-0	0-0-0	Baratta (L 0-1)	2721	2:20
Feb 28, 2023	at Middle Tennessee	w 10-7	9	3-6-0	0-0-0	Guisewite (W 1-0)	762	3:03
Mar 03, 2023	KANSAS	w 7-5	9	4-6-0	0-0-0	Thielke (W 1-0)	209	2:55
Mar 04, 2023	KANSAS	L 0-5	9	4-7-0	0-0-0	Zuger (L 1-2)	237	2:20
Mar 05, 2023	KANSAS	w 7-4	9	5-7-0	0-0-0	Baratta (W 1-1)	221	2:20
Mar 07, 2023	at Western Kentucky	L 1-11	7	5-8-0	0-0-0	Ruzicka (L 0-1)	187	2:00
Mar 08, 2023	at Lipscomb	w 4-1	9	6-8-0	0-0-0	Pryor (W 1-0)	307	2:25
Mar 10, 2023	WESTERN ILLINOIS	L 2-5	9	6-9-0	0-0-0	Bean (L 0-3)	124	2:45
Mar 11, 2023	WESTERN ILLINOIS	L 5-6	9	6-10-0	0-0-0	Zuger (L 1-3)	138	2:40
Mar 12, 2023	WESTERN ILLINOIS	w 4-3	9	7-10-0	0-0-0	Thielke (W 2-0)	141	2:40
Mar 14, 2023	vs #6 Vanderbilt	L 6-15	9	7-11-0	0-0-0	Ruzicka (L 0-2)	1410	3:10
Mar 17, 2023	LINDENWOOD	w 9-0	9	8-11-0	0-0-0	Bean (W 1-3)	102	2:24
Mar 18, 2023	LINDENWOOD-1	w 5-1	7	9-11-0	0-0-0	Zuger (W 2-3)	117	1:34
Mar 18, 2023	LINDENWOOD-2	w 9-7	7	10-11-0	0-0-0	Baratta (W 2-1)	99	2:19
Mar 19, 2023	LINDENWOOD	w 3-0	9	11-11-0	0-0-0	Pryor (W 2-0)	163	2:14
Mar 21, 2023	SOUTHERN INDIANA	w 6-3	9	12-11-0	0-0-0	Thielke (W 3-0)	62	2:54
* Mar 24, 2023	ILLINOIS STATE	w 2-0	9	13-11-0	1-0-0	Bean (W 2-3)	147	1:48
* Mar 25, 2023	ILLINOIS STATE	w 6-3	9	14-11-0	2-0-0	Pryor (W 3-0)	193	2:05
* Mar 26, 2023	ILLINOIS STATE	L 7-11	9	14-12-0	2-1-0	Baratta (L 2-2)	311	3:00
* 04/01/23	at Univ. of Evansville	w 8-1	9	15-12-0	3-1-0	Bean (W 3-3)	251	2:35
* 04-02-23	at Univ. of Evansville-1	w 9-2	9	16-12-0	4-1-0	Baratta (W 3-2)	-	2:24
* 04/02/23	at Univ. of Evansville-2	w 7-5	(13)	17-12-0	5-1-0	Thielke (W 4-0)	322	3:15
Apr 04, 2023	TENNESSEE TECH	w 9-4	9	18-12-0	5-1-0	Granzow (W 1-1)	127	3:04
* Apr 06, 2023	at Southern Illinois	L 6-7	(11)	18-13-0	5-2-0	Harden (L 1-1)	301	2:53
* Apr 07, 2023	at Southern Illinois	L 1-6	9	18-14-0	5-3-0	Bean (L 3-4)	312	2:13
* Apr 08, 2023	at Southern Illinois	L 3-4	(12)	18-15-0	5-4-0	Thielke (L 4-1)	372	3:11
Apr 11, 2023	at Austin Peay	w 12-6	9	19-15-0	5-4-0	Harden (W 2-1)	483	3:27
* Apr 14, 2023	INDIANA STATE	L 1-2	9	19-16-0	5-5-0	Bean (L 3-5)	152	2:31
* Apr 15, 2023	INDIANA STATE	L 2-10	9	19-17-0	5-6-0	Baratta (L 3-3)	197	2:43
* Apr 16, 2023	INDIANA STATE	L 3-5	9	19-18-0	5-7-0	Zuger (L 2-4)	131	2:47
Apr 18, 2023	at North Alabama	w 6-5	(10)	20-18-0	5-7-0	Thielke (W 5-1)	279	2:59
* 04-20-23	at Missouri State	L 5-17	8	20-19-0	5-8-0	Guisewite (L 1-1)	508	3:03
* 04-21-23	at Missouri State	L 1-5	9	20-20-0	5-9-0	Zuger (L 2-5)	279	2:00
* 04-22-23	at Missouri State	L 1-6	9	20-21-0	5-10-0	Baratta (L 3-4)	612	2:30
Apr 25, 2023	MIDDLE TENNESSEE	L 4-8	9	20-22-0	5-10-0	Tesh (L 0-1)	173	3:20
* Apr 28, 2023	MURRAY STATE	w 7-5	9	21-22-0	6-10-0	Harden (W 3-1)	189	2:10
* Apr 29, 2023	MURRAY STATE	L 9-11	9	21-23-0	6-11-0	Zuger (L 2-6)	317	2:47
* Apr 30, 2023	MURRAY STATE	L 1-10	9	21-24-0	6-12-0	Ruzicka (L 0-3)	189	2:47
* May 05, 2023	at UIC Flames	L 8-13	9	21-25-0	6-13-0	Pryor (L 3-1)	320	2:36
* May 06, 2023	at UIC Flames	L 3-4	9	21-26-0	6-14-0	Baratta (L 3-5)	282	2:15
* May 07, 2023	at UIC Flames	L 5-10	9	21-27-0	6-15-0	Harden (L 3-2)	492	2:34
May 09, 2023	LIPSCOMB	L 7-8	9	21-28-0	6-15-0	Borders (L 0-2)	503	2:39
* May 12, 2023	VALPARAISO	L 3-12	9	21-29-0	6-16-0	Pryor (L 3-2)	124	2:26
* May 13, 2023	VALPARAISO	w 13-3	7	22-29-0	7-16-0	Ruzicka (W 1-3)	149	2:28
* May 14, 2023	VALPARAISO	w 5-1	9	23-29-0	8-16-0	Tesh (W 1-1)	224	2:16
May 16, 2023	at #9 Tennessee	L 5-9	8	23-30-0	8-16-0	Timbes (L 0-1)	4191	2:49
* 5/18/2023	at Bradley	w 4-0	9	24-30-0	9-16-0	Baratta (W)	292	
* 5/19/2023	at Bradley	w 5-3	(12)	25-30-0	10-16-0	Harden (W)	392	
* 5/20/2023	at Bradley	L 3-4	9	25-31-0	10-17-0	Granzow (L)	0	
May 23, 2023	vs #6 UIC Flames	L 5-10	9	25-32-0	10-17-0	Bean (L 3-6)	481	2:44
May 24, 2023	vs #8 Valparaiso	w 10-9	9	26-32-0	10-17-0	Pryor (W 4-2)	521	2:22
May 25, 2023	vs #3 Southern Illinois	w 6-5	9	27-32-0	10-17-0	Harden (W 5-2)	681	3:02
May 25, 2023	INDIANA STATE	L 0-10	8	27-33-0	10-17-0	Ruzicka (L 1-4)	980	2:15

2024 BELMONT BASEBALL MEDIA GUIDE



2023 Statistics



2023 Belmont Baseball Overall Statistics for Belmont (as of Feb 14, 2024) (All games Sorted by Batting avg)



Record: 27-33 Home: 16-16 Away: 9-15 Neutral: 2-2 MVC: 10-17

Player	avg	gp-gs	ab	r	h	2b	3b	hr	rbi	tb	slg%	bb	hp	so	gdp	ob%	sf	sh	sb-att	po	a	e	fld%	
LANDERS, Mason	.277	60-60	238	39	66	14	1	12	42	118	.496	22	4	39	5	.345	3	0	1-2	52	96	8	.949	
CLARKE, Jeff	.272	48-42	162	34	44	14	1	5	25	75	.463	27	5	52	1	.392	0	1	8-8	91	0	4	.958	
KIRKPATRICK, Sam	.271	52-51	199	30	54	8	1	2	25	70	.352	8	5	26	2	.310	4	7	7-9	58	119	9	.952	
HEATON, Brodey	.267	59-57	217	33	58	11	1	10	44	101	.465	27	2	50	3	.351	2	0	5-8	388	31	3	.993	
BLESSINGER, Max	.263	56-51	190	30	50	9	1	4	20	73	.384	17	2	41	3	.327	2	4	8-9	113	2	3	.975	
BARTON, Blake	.260	59-58	219	32	57	15	3	4	35	90	.411	26	1	35	6	.337	3	0	7-7	469	27	8	.984	
SLAUGHTER, Sam	.260	52-44	154	24	40	13	0	7	29	74	.481	36	4	45	1	.410	1	0	6-12	57	1	3	.951	
RANDO, Jack	.250	59-55	196	34	49	9	0	3	22	67	.342	25	5	36	2	.348	1	7	10-12	130	118	10	.961	
HARDEN, Ethan	.250	45-39	132	17	33	7	0	2	13	46	.348	10	4	33	1	.318	2	1	4-6	45	6	2	.962	

OWEN, Heath	.250	3-1	4	1	1	0	0	0	0	1	.250	2	0	2	0	.500	0	0	0-0	10	2	0	1.000	
KATAFIAS, Chase	.238	23-14	42	3	10	2	0	0	5	12	.286	8	2	12	1	.385	0	1	0-0	13	0	0	1.000	
LOWRY, Drew	.220	33-32	109	11	24	6	0	0	14	30	.275	5	4	28	0	.280	0	0	9-10	72	11	2	.976	
GALASON, Kaden	.214	15-3	14	2	3	1	0	0	0	4	.286	3	0	4	0	.353	0	0	1-1	6	8	3	.824	
JONES, Max	.187	27-23	75	10	14	2	0	0	2	16	.213	21	2	22	3	.378	0	0	0-0	6	15	0	1.000	
ROGERS, Cade	.115	12-8	26	2	3	0	0	0	2	3	.115	3	0	6	0	.194	2	1	0-0	28	0	0	1.000	
WASSON, Dalton	.000	3-1	5	0	0	0	0	0	0	0	.000	0	0	2	0	.000	0	0	0-0	0	1	0	1.000	
KRIDER, Austin	.000	8-2	2	0	0	0	0	0	0	0	.000	0	0	1	0	.000	0	2	0-0	14	0	0	1.000	
Totals	.255	60	1984	302	506	111	8	49	278	780	.393	240	40	434	28	.344	20	24	66-84	1572	493	63	.970	
Opponents	.268	60	2027	358	543	109	12	65	330	871	.430	248	59	483	37	.360	25	19	67-85	1564	559	57	.974	

LOB - Team (443), Opp (447). DPs turned - Team (46), Opp (38). CI - Team (3), Barton 3. IBB - Team (5), Heaton 2, Landers 1, Slaughter 1, Clarke 1, Opp (12). Picked off - Rando 5, Clarke 2, Lowry 2, Barton 2, Blessinger 1, Kirkpatrick 1, Harden 1, Slaughter 1, Landers 1, Heaton 1.

(All games Sorted by Earned run avg)

Player	era	w-l	app	gs	cg	sho	sv	ip	h	r	er	bb	so	2b	3b	hr	b/avg	wp	hp	bk	sfa	sha
BEAN, Andy	3.50	3-6	13	12	1	1/1	0	72.0	60	34	28	22	69	13	2	8	.222	7	4	0	1	0
BARATTA, Dominic	5.06	4-5	14	13	0	0/1	0	64.0	69	40	36	32	46	17	2	6	.275	5	6	0	5	2

HARDEN, Ethan	2.61	5-2	21	2	0	0/1	7	48.1	28	16	14	12	43	3	0	3	.171	2	2	0	2	1
TESH, Simon	3.78	1-1	18	0	0	0/0	1	33.1	30	15	14	12	23	5	0	2	.248	1	2	1	1	1
PRYOR, Will	4.22	4-2	19	4	0	0/1	0	59.2	60	34	28	21	58	12	1	8	.264	7	9	0	4	3
THIELKE, Jett	4.76	5-1	24	0	0	0/1	3	45.1	46	27	24	19	57	11	0	5	.257	4	4	0	2	3
RUZICKA, Joe	5.59	1-4	14	13	0	0/0	0	48.1	54	40	30	38	54	7	1	3	.281	7	10	1	2	2
WASSON, Dalton	6.23	0-0	3	0	0	0/0	0	4.1	7	5	3	4	2	2	0	1	.412	0	0	0	2	1
GUISEWITE, Caleb	6.53	1-1	20	0	0	0/0	1	30.1	39	27	22	13	32	8	1	6	.312	2	7	1	1	1
TIMBES, Jake	7.33	0-1	16	0	0	0/1	0	23.1	24	22	19	19	23	3	1	6	.270	4	3	0	1	1
ZUGER, Jordan	8.05	2-6	13	11	1	0/0	0	50.1	70	46	45	13	35	16	2	12	.335	3	4	0	2	2
GRANZOW, Cade	8.34	1-2	15	0	0	0/0	0	22.2	28	22	21	20	14	7	0	2	.308	2	5	0	1	2
BORDERS, Jalen	9.50	0-2	7	5	0	0/0	0	18.0	22	19	19	13	25	5	2	1	.301	2	2	0	1	0
HUBBELL, Aaron	17.36	0-0	5	0	0	0/0	0	4.2	5	10	9	10	2	0	0	1	.278	1	1	0	0	0
PARK, Carter	99.00	0-0	1	0	0	0/0	0	0.0	1	1	1	0	0	0	0	1	1.000	0	0	0	0	0
Totals	5.37	27-33	60	60	2	4/3	12	524.2	543	358	313	248	483	109	12	65	.268	47	59	3	25	19
Opponents	4.66	33-27	60	60	3	3/1	10	521.1	506	302	270	240	434	111	8	49	.255	53	40	4	20	24

PB - Team (6), Barton 4, Krider 2, Opp (6). Pickoffs - Team (8), Barton 2, Bean 2, Harden 1, Guisewite 1, Zuger 1, Pryor 1, Opp (17). SBA/ATT - Barton (66-80), Ruzicka (17-20), Thielke (9-9), Pryor (6-8), Guisewite (4-7), Bean (3-6), Tesh (5-6), Baratta (3-5), Harden (3-5), Borders (5-5), Granzow (5-5), Zuger (2-3), Hubbell (2-2), Wasson (1-2), Timbes (2-2), Owen (0-1).

2023 Category Leaders



2023 Belmont Baseball Batting Leaders for Belmont (as of Feb 14, 2024) (All games)



Hitting minimums - 1 Games 75% of Games
Pitching minimums - 1 Games 1.0 IP/Game

Batting avg		Slugging pct		On base pct	
1. LANDERS, Mason	.277	1. LANDERS, Mason	.496	1. SLAUGHTER, Sam	.410
2. CLARKE, Jeff	.272	2. SLAUGHTER, Sam	.481	2. CLARKE, Jeff	.392
3. KIRKPATRICK, Sam	.271	3. HEATON, Brodey	.465	3. HEATON, Brodey	.351
4. HEATON, Brodey	.267	4. CLARKE, Jeff	.463	4. RANDO, Jack	.348
5. BLESSINGER, Max	.263	5. BARTON, Blake	.411	5. LANDERS, Mason	.345
Runs scored		Hits		Runs batted in	
1. LANDERS, Mason	39	1. LANDERS, Mason	66	1. HEATON, Brodey	44
2. CLARKE, Jeff	34	2. HEATON, Brodey	58	2. LANDERS, Mason	42
RANDO, Jack	34	3. BARTON, Blake	57	3. BARTON, Blake	35
4. HEATON, Brodey	33	4. KIRKPATRICK, Sam	54	4. SLAUGHTER, Sam	29
5. BARTON, Blake	32	5. BLESSINGER, Max	50	5. 2 tied at...	25
Doubles		Triples		Home runs	
1. BARTON, Blake	15	1. BARTON, Blake	3	1. LANDERS, Mason	12
2. LANDERS, Mason	14	2. 5 tied at.....	1	2. HEATON, Brodey	10
CLARKE, Jeff	14			3. SLAUGHTER, Sam	7
4. SLAUGHTER, Sam	13			4. CLARKE, Jeff	5
5. HEATON, Brodey	11			5. 2 tied at.....	4
Total bases		Walks		Hit by pitch	
1. LANDERS, Mason	118	1. SLAUGHTER, Sam	36	1. CLARKE, Jeff	5
2. HEATON, Brodey	101	2. CLARKE, Jeff	27	RANDO, Jack	5
3. BARTON, Blake	90	HEATON, Brodey	27	KIRKPATRICK, Sam	5
4. CLARKE, Jeff	75	4. BARTON, Blake	26	4. 4 tied at..	4
5. SLAUGHTER, Sam	74	5. RANDO, Jack	25		
Sac bunts		Sac flies		Stolen bases	
1. RANDO, Jack	7	1. KIRKPATRICK, Sam	4	1. RANDO, Jack	10
KIRKPATRICK, Sam	7	2. LANDERS, Mason	3	2. LOWRY, Drew	9
3. BLESSINGER, Max	4	BARTON, Blake	3	3. CLARKE, Jeff	8
4. KRIDER, Austin	2	4. 4 tied at...	2	BLESSINGER, Max	8
5. 4 tied at.....	1			5. 2 tied at....	7
Caught stealing		Steal attempts		Stolen base pct	
1. SLAUGHTER, Sam	6	1. SLAUGHTER, Sam	12	1. BARTON, Blake	1.000
2. HEATON, Brodey	3	RANDO, Jack	12	CLARKE, Jeff	1.000
3. RANDO, Jack	2	3. LOWRY, Drew	10	3. BLESSINGER, Max	.889
KIRKPATRICK, Sam	2	4. KIRKPATRICK, Sam	9	4. RANDO, Jack	.833
HARDEN, Ethan	2	BLESSINGER, Max	9	5. KIRKPATRICK, Sam	.778
Strikeouts		Grounded into DP		Total plate appearances	
1. CLARKE, Jeff	52	1. BARTON, Blake	6	1. LANDERS, Mason	267
2. HEATON, Brodey	50	2. LANDERS, Mason	5	2. BARTON, Blake	249
3. SLAUGHTER, Sam	45	3. BLESSINGER, Max	3	3. HEATON, Brodey	248
4. BLESSINGER, Max	41	JONES, Max	3	4. RANDO, Jack	234
5. LANDERS, Mason	39	HEATON, Brodey	3	5. KIRKPATRICK, Sam	223
At bats		Games played		Game starts	
1. LANDERS, Mason	238	1. LANDERS, Mason	60	1. LANDERS, Mason	60
2. BARTON, Blake	219	2. RANDO, Jack	59	2. BARTON, Blake	58
3. HEATON, Brodey	217	HEATON, Brodey	59	3. HEATON, Brodey	57
4. KIRKPATRICK, Sam	199	BARTON, Blake	59	4. RANDO, Jack	55
5. RANDO, Jack	196	5. BLESSINGER, Max	56	5. 2 tied at.....	51
Games as sub					
1. GALASON, Kaden	12				
2. KATAFIAS, Chase	9				
3. SLAUGHTER, Sam	8				
4. 3 tied at....	6				

2024 BELMONT BASEBALL MEDIA GUIDE



2023 Category Leaders



2023 Belmont Baseball Pitching Leaders for Belmont (as of Feb 14, 2024) (All games)



Hitting minimums - 1 Games 75% of Games
Pitching minimums - 1 Games 1.0 IP/Game

Earned run avg 1. BEAN, Andy 3.50 2. BARATTA, Dominic 5.06	Opposing bat avg 1. BEAN, Andy .222 2. BARATTA, Dominic .275	Won-loss pct 1. BARATTA, Dominic .444 2. BEAN, Andy .333
Wins 1. THIELKE, Jett 5 HARDEN, Ethan 5 3. PRYOR, Will 4 BARATTA, Dominic 4 5. BEAN, Andy 3	Losses 1. BEAN, Andy 6 ZUGER, Jordan 6 3. BARATTA, Dominic 5 4. RUZICKA, Joe 4 5. 4 tied at... 2	Saves 1. HARDEN, Ethan 7 2. THIELKE, Jett 3 3. TESH, Simon 1 GUISEWITE, Caleb 1
Innings pitched 1. BEAN, Andy 72.0 2. BARATTA, Dominic 64.0	Batters struck out 1. BEAN, Andy 69 2. PRYOR, Will 58 3. THIELKE, Jett 57 4. RUZICKA, Joe 54 5. BARATTA, Dominic 46	Appearances 1. THIELKE, Jett 24 2. HARDEN, Ethan 21 3. GUISEWITE, Caleb 20 4. PRYOR, Will 19 5. TESH, Simon 18
Games started 1. RUZICKA, Joe 13 BARATTA, Dominic 13 3. BEAN, Andy 12 4. ZUGER, Jordan 11 5. BORDERS, Jalen 5	Games finished 1. HARDEN, Ethan 15 2. THIELKE, Jett 13 3. GUISEWITE, Caleb 7 4. TESH, Simon 5 5. 2 tied at... 4	Games in relief 1. THIELKE, Jett 24 2. GUISEWITE, Caleb 20 3. HARDEN, Ethan 19 4. TESH, Simon 18 5. TIMBES, Jake 16
Wild pitches 1. PRYOR, Will 7 BEAN, Andy 7 RUZICKA, Joe 7 4. BARATTA, Dominic 5 5. 2 tied at... 4	Balks 1. GUISEWITE, Caleb 1 RUZICKA, Joe 1 TESH, Simon 1	Hit batters 1. RUZICKA, Joe 10 2. PRYOR, Will 9 3. GUISEWITE, Caleb 7 4. BARATTA, Dominic 6 5. GRANZOW, Cade 5
Intentional BB allowed 1. THIELKE, Jett 3 GRANZOW, Cade 3 3. PRYOR, Will 2 HARDEN, Ethan 2 5. 2 tied at... 1	Runners picked off 1. BEAN, Andy 2 BARTON, Blake 2 3. 4 tied at... 1	Batters SO out looking 1. RUZICKA, Joe 24 2. BEAN, Andy 15 3. PRYOR, Will 12 4. BARATTA, Dominic 11 THIELKE, Jett 11
Sac bunts allowed 1. PRYOR, Will 3 THIELKE, Jett 3 3. 4 tied at... 2	Sac flies allowed 1. BARATTA, Dominic 5 2. PRYOR, Will 4 3. 5 tied at... 2	Hits allowed 1. BEAN, Andy 60 2. BARATTA, Dominic 69
Runs allowed 1. BEAN, Andy 34 2. BARATTA, Dominic 40	Earned runs allowed 1. BEAN, Andy 28 2. BARATTA, Dominic 36	Walks allowed 1. BEAN, Andy 22 2. BARATTA, Dominic 32
Doubles allowed 1. BEAN, Andy 13 2. BARATTA, Dominic 17	Triples allowed 1. BEAN, Andy 2 BARATTA, Dominic 2	Home runs allowed 1. BARATTA, Dominic 6 2. BEAN, Andy 8

2023 Team Highs



2023 Belmont Baseball Season Game Highs for Belmont (as of Feb 14, 2024) (All games)



TEAM GAME HIGHS

Batting

At bats:	51	-	at Univ. of Evansville (04/02/23)
Runs scored:	13	-	vs Valparaiso (May 13, 2023)
Hits:	18	-	vs Valparaiso (May 13, 2023)
RBIs:	12	-	vs Valparaiso (May 13, 2023)
Doubles:	7	-	vs Illinois State (Mar 26, 2023)
Triples:	2	-	vs Lindenwood (Mar 17, 2023)
Home runs:	6	-	vs UT Martin (Feb 19, 2023)
Total bases:	35	-	vs UT Martin (Feb 19, 2023)
Walks:	12	-	at Austin Peay (Apr 11, 2023)
	12	-	vs Southern Illinois (May 25, 2023 at Terre Haute, Ind.)
Strikeouts:	18	-	at Tennessee (May 16, 2023)
Sac hits:	2	-	vs Lipscomb (May 09, 2023)
	2	-	at Bradley (5/19/2023)
Sac flies:	3	-	at Austin Peay (Apr 11, 2023)
Stolen bases:	6	-	at Univ. of Evansville (04/02/23)
Hit by pitch:	3	-	at Univ. of Evansville (04/01/23)
Caught stealing:	2	-	vs Kansas (Mar 05, 2023)
Runners LOB:	14	-	vs Vanderbilt (Mar 14, 2023 at Nashville, Tenn.)
	14	-	vs Middle Tennessee (Apr 25, 2023)
Hit into DP:	3	-	vs Lindenwood (Mar 19, 2023)
	3	-	vs Indiana State (Apr 15, 2023)
	3	-	vs Murray State (Apr 30, 2023)

Fielding

Putouts:	39	-	at Univ. of Evansville (04/02/23)
Assists:	17	-	at Southern Illinois (Apr 08, 2023)
Errors:	4	-	vs Indiana State (Apr 15, 2023)
Passed balls:	1	-	(6 times)
DPs turned:	5	-	at Southern Illinois (Apr 08, 2023)

Pitching

Innings pitched:	13.0	-	at Univ. of Evansville (04/02/23)
Runs allowed:	17	-	at Missouri State (04-20-23)
Earned runs:	17	-	at Missouri State (04-20-23)
Walks allowed:	11	-	at Missouri State (04-20-23)
Strikeouts:	17	-	vs UT Martin (Feb 18, 2023)
Hits allowed:	17	-	vs Indiana State (Apr 15, 2023)
Doubles allowed:	5	-	vs Indiana State (Apr 15, 2023)
Triples allowed:	2	-	at UIC Flames (May 05, 2023)
	2	-	at Tennessee (May 16, 2023)
Homers allowed:	6	-	at Missouri State (04-20-23)
Wild pitches:	4	-	vs UT Martin (Feb 19, 2023)
	4	-	vs Valparaiso (May 12, 2023)
Hit batters:	4	-	vs Valparaiso (May 12, 2023)

2023 Individual Game Highs



2023 Belmont Baseball Season Game Highs for Belmont (as of Feb 14, 2024) (All games)



INDIVIDUAL GAME HIGHS

Batting

At bats:	7	- BARTON, Blake at Univ. of Evansville (04/02/23)
	7	- LANDERS, Mason at Univ. of Evansville (04/02/23)
	7	- KIRKPATRICK, Sam at Univ. of Evansville (04/02/23)
Runs scored:	3	- (7 times)
Hits:	5	- KIRKPATRICK, Sam at Univ. of Evansville (04/02/23)
RBIs:	5	- BARTON, Blake at Univ. of Evansville (04-02-23)
Doubles:	2	- (8 times)
Triples:	1	- (8 times)
Home runs:	2	- LANDERS, Mason vs UT Martin (Feb 19, 2023)
	2	- LANDERS, Mason vs Murray State (Apr 29, 2023)
	2	- HEATON, Brodey vs UIC Flames (May 23, 2023 at Terre Haute, Ind.)
Total bases:	9	- LANDERS, Mason vs UT Martin (Feb 19, 2023)
	9	- CLARKE, Jeff vs Lindenwood (Mar 17, 2023)
	9	- HEATON, Brodey vs UIC Flames (May 23, 2023 at Terre Haute, Ind.)
Walks:	4	- JONES, Max at Austin Peay (Apr 11, 2023)
Strikeouts:	4	- CLARKE, Jeff vs Indiana State (Apr 14, 2023)
	4	- BLESSINGER, Max at Bradley (5/19/2023)
Sac hits:	1	- (24 times)
Sac flies:	2	- KIRKPATRICK, Sam at UIC Flames (May 05, 2023)
Stolen bases:	4	- KIRKPATRICK, Sam at Univ. of Evansville (04/02/23)
Hit by pitch:	2	- LOWRY, Drew at Univ. of Evansville (04/01/23)
Caught stealing:	1	- (18 times)
Runners LOB:	6	- LOWRY, Drew at Univ. of Evansville (04/02/23)
	6	- LANDERS, Mason at Missouri State (04-20-23)

Fielding

Putouts:	16	- BARTON, Blake vs UT Martin (Feb 18, 2023)
	16	- BARTON, Blake vs Southern Indiana (Mar 21, 2023)
Assists:	6	- (5 times)
Errors:	2	- (4 times)
Passed balls:	1	- (6 times)

Pitching

Innings pitched:	9.0	- BEAN, Andy vs Illinois State (Mar 24, 2023)
Runs allowed:	8	- ZUGER, Jordan vs Murray State (Apr 29, 2023)
	8	- PRYOR, Will at UIC Flames (May 05, 2023)
Earned runs:	7	- ZUGER, Jordan vs Murray State (Apr 29, 2023)
Walks allowed:	6	- BARATTA, Dominic at Univ. of Evansville (04-02-23)
	6	- RUZICKA, Joe vs Tennessee Tech (Apr 04, 2023)
Strikeouts:	11	- BARATTA, Dominic vs Western Illinois (Mar 12, 2023)
Hits allowed:	10	- BARATTA, Dominic vs Indiana State (Apr 15, 2023)
Doubles allowed:	3	- (4 times)
Triples allowed:	1	- (12 times)
Homers allowed:	3	- PRYOR, Will vs Murray State (Apr 28, 2023)
Wild pitches:	4	- BARATTA, Dominic vs UT Martin (Feb 19, 2023)

2024 BELMONT BASEBALL MEDIA GUIDE



2023 Miscellaneous Stats



2023 Belmont Baseball Miscellaneous Stats for Belmont (as of Feb 14, 2024) (All games)

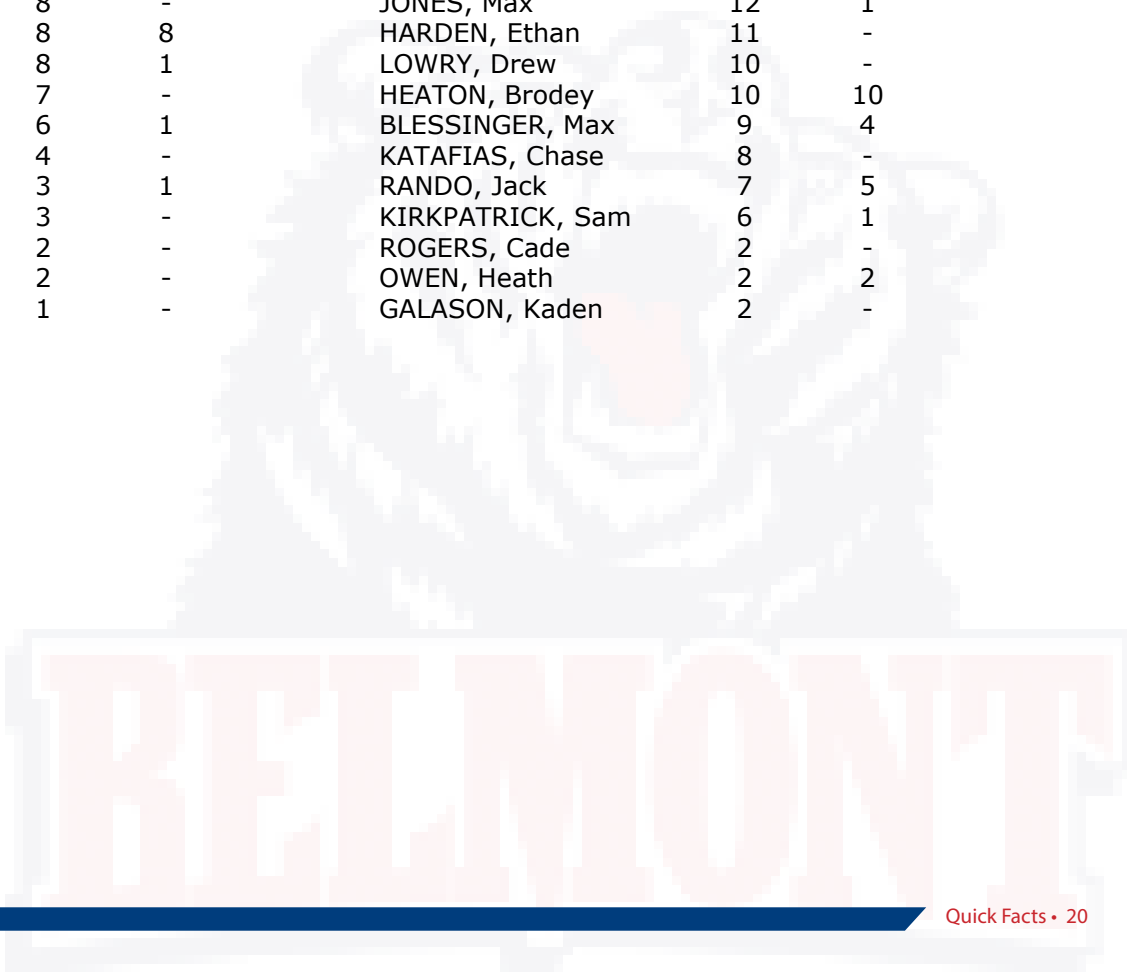


Multiple Hit Games	2	3	4	5+	Total
LANDERS, Mason	19	2	-	-	21
HEATON, Brodey	16	2	-	-	18
KIRKPATRICK, Sam	6	7	-	1	14
BLESSINGER, Max	8	4	-	-	12
BARTON, Blake	7	5	-	-	12
CLARKE, Jeff	10	-	1	-	11
RANDO, Jack	8	3	-	-	11
SLAUGHTER, Sam	9	-	-	-	9
HARDEN, Ethan	4	1	-	-	5
LOWRY, Drew	4	-	-	-	4
JONES, Max	1	-	-	-	1
GALASON, Kaden	1	-	-	-	1
TEAM	93	24	1	1	119

Multiple RBI Games	2	3	4	5+	Total
HEATON, Brodey	6	2	3	-	11
LANDERS, Mason	3	5	2	-	10
KIRKPATRICK, Sam	9	-	-	-	9
BLESSINGER, Max	6	1	-	-	7
BARTON, Blake	4	2	-	1	7
SLAUGHTER, Sam	7	-	-	-	7
CLARKE, Jeff	1	2	2	-	5
HARDEN, Ethan	3	-	-	-	3
LOWRY, Drew	2	1	-	-	3
RANDO, Jack	2	1	-	-	3
KATAFIAS, Chase	1	-	-	-	1
JONES, Max	1	-	-	-	1
TEAM	45	14	7	1	67

Hitting Streaks	Longest	Current
LANDERS, Mason	13	-
SLAUGHTER, Sam	10	-
BARTON, Blake	9	-
CLARKE, Jeff	8	4
LOWRY, Drew	8	-
HEATON, Brodey	8	8
BLESSINGER, Max	8	1
RANDO, Jack	7	-
KIRKPATRICK, Sam	6	1
HARDEN, Ethan	4	-
JONES, Max	3	1
KATAFIAS, Chase	3	-
GALASON, Kaden	2	-
ROGERS, Cade	2	-
OWEN, Heath	1	-

Reached Base Streaks	Longest	Current
LANDERS, Mason	27	-
SLAUGHTER, Sam	18	-
BARTON, Blake	15	-
CLARKE, Jeff	12	4
JONES, Max	12	1
HARDEN, Ethan	11	-
LOWRY, Drew	10	-
HEATON, Brodey	10	10
BLESSINGER, Max	9	4
KATAFIAS, Chase	8	-
RANDO, Jack	7	5
KIRKPATRICK, Sam	6	1
ROGERS, Cade	2	-
OWEN, Heath	2	2
GALASON, Kaden	2	-



2024 BELMONT BASEBALL MEDIA GUIDE



2023 Miscellaneous Stats



2023 Belmont Baseball Miscellaneous Stats for Belmont (as of Feb 14, 2024) (All games)



Starting Lineup By Position (Team W-L record when starter)

PITCHER:		
BARATTA, Dominic	13	(7-6)
RUZICKA, Joe	13	(7-6)
BEAN, Andy	12	(5-7)
ZUGER, Jordan	11	(4-7)
BORDERS, Jalen	5	(1-4)
PRYOR, Will	4	(2-2)
HARDEN, Ethan	2	(1-1)
CATCHER:		
BARTON, Blake	57	(25-32)
KRIDER, Austin	2	(1-1)
OWEN, Heath	1	(1-0)
FIRST BASE:		
HEATON, Brodey	57	(25-32)
ROGERS, Cade	3	(2-1)
SECOND BASE:		
RANDO, Jack	55	(22-33)
LOWRY, Drew	5	(5-0)
THIRD BASE:		
LANDERS, Mason	52	(23-29)
JONES, Max	8	(4-4)
SHORTSTOP:		
KIRKPATRICK, Sam	51	(23-28)
LANDERS, Mason	6	(4-2)
GALASON, Kaden	3	(0-3)
LEFT FIELD:		
LOWRY, Drew	27	(12-15)
BLESSINGER, Max	24	(13-11)
KATAFIAS, Chase	7	(1-6)
SLAUGHTER, Sam	1	(1-0)
CLARKE, Jeff	1	(0-1)
CENTER FIELD:		
CLARKE, Jeff	35	(18-17)
BLESSINGER, Max	20	(7-13)
HARDEN, Ethan	5	(2-3)
RIGHT FIELD:		
SLAUGHTER, Sam	28	(9-19)
HARDEN, Ethan	19	(12-7)
BLESSINGER, Max	7	(4-3)
CLARKE, Jeff	5	(1-4)
KATAFIAS, Chase	1	(1-0)
DESIGNATED HITTER:		
SLAUGHTER, Sam	15	(8-7)
JONES, Max	15	(8-7)
HARDEN, Ethan	14	(7-7)
KATAFIAS, Chase	6	(1-5)
ROGERS, Cade	5	(2-3)
LANDERS, Mason	2	(0-2)
CLARKE, Jeff	1	(0-1)
WASSON, Dalton	1	(0-1)
BARTON, Blake	1	(1-0)

Starting Lineup By Lineup Spot (Team W-L record when starter)

LEADOFF:		
KIRKPATRICK, Sam	23	(13-10)
RANDO, Jack	16	(3-13)
CLARKE, Jeff	12	(6-6)
SLAUGHTER, Sam	5	(1-4)
JONES, Max	4	(4-0)
2ND SPOT:		
CLARKE, Jeff	19	(12-7)
LANDERS, Mason	16	(6-10)
BLESSINGER, Max	9	(5-4)
SLAUGHTER, Sam	6	(1-5)
HARDEN, Ethan	5	(2-3)
KIRKPATRICK, Sam	3	(0-3)
RANDO, Jack	2	(1-1)
3RD SPOT:		
LANDERS, Mason	36	(19-17)
HEATON, Brodey	22	(7-15)
BARTON, Blake	1	(0-1)
ROGERS, Cade	1	(1-0)
CLEANUP:		
BARTON, Blake	31	(16-15)
SLAUGHTER, Sam	14	(6-8)
LANDERS, Mason	8	(2-6)
HEATON, Brodey	7	(3-4)
5TH SPOT:		
HEATON, Brodey	22	(12-10)
BLESSINGER, Max	18	(7-11)
BARTON, Blake	10	(4-6)
LOWRY, Drew	6	(3-3)
RANDO, Jack	2	(1-1)
CLARKE, Jeff	1	(0-1)
KIRKPATRICK, Sam	1	(0-1)
6TH SPOT:		
BARTON, Blake	16	(6-10)
RANDO, Jack	10	(3-7)
JONES, Max	9	(5-4)
HEATON, Brodey	6	(3-3)
LOWRY, Drew	6	(4-2)
BLESSINGER, Max	4	(1-3)
SLAUGHTER, Sam	3	(2-1)
CLARKE, Jeff	2	(0-2)
KIRKPATRICK, Sam	2	(2-0)
HARDEN, Ethan	1	(1-0)
KATAFIAS, Chase	1	(0-1)
7TH SPOT:		
RANDO, Jack	15	(7-8)
KIRKPATRICK, Sam	14	(6-8)
SLAUGHTER, Sam	9	(3-6)
KATAFIAS, Chase	5	(1-4)
LOWRY, Drew	5	(4-1)
JONES, Max	4	(2-2)
HARDEN, Ethan	4	(4-0)
BLESSINGER, Max	3	(0-3)
CLARKE, Jeff	1	(0-1)
8TH SPOT:		
BLESSINGER, Max	12	(8-4)
HARDEN, Ethan	9	(4-5)
LOWRY, Drew	7	(3-4)
RANDO, Jack	6	(4-2)

