



# BELMONT BRUINS

## 2024-25 MEN'S BASKETBALL

### GAME NOTES

#### 2024-25 SCHEDULE

Overall: 3-1 | MVC: 0-0

NOVEMBER			
Monday	4	MARYVILLE (TN)^	W, 93-70
Friday	8	FURMAN^	L, 74-76
Tuesday	12	at Lipscomb^	W, 80-79
Friday	15	at Air Force	W, 79-71
Tuesday	19	ORAL ROBERTS^	6:30 p.m.
Tuesday	26	^vs. Loyola Marymount	7:30 p.m.
Wednesday	27	^vs. Tulane/Wyoming	TBA
Friday	29	^GARDNER-WEBB^	4 p.m.
DECEMBER			
Wednesday	4	ILLINOIS STATE^^	6 p.m.
Saturday	7	MIDDLE TENNESSEE^	2 p.m.
Saturday	14	at Richmond^	5 p.m.
Thursday	19	UC IRVINE^	6:30 p.m.
Sunday	29	at Drake^^	1 p.m.
JANUARY			
Wednesday	1	at Northern Iowa^^	8 p.m.
Saturday	4	UIC^^	4 p.m.
Wednesday	8	SOUTHERN ILLINOIS^^	6:30 p.m.
Saturday	11	at Indiana State^^	12 p.m.
Tuesday	14	VALPARAISO^^	6:30 p.m.
Saturday	18	at Evansville^^	1 p.m.
Tuesday	21	BRADLEY^^	6:30 p.m.
Saturday	25	at Murray State^^	3 p.m.
Wednesday	29	at Illinois State^^	8 p.m.
FEBRUARY			
Saturday	2	EVANSVILLE^^	2 p.m.
Wednesday	5	at Bradley^^	8 p.m.
Saturday	8	MISSOURI STATE^^	4 p.m.
Wednesday	12	at Valparaiso^^	7 p.m.
Saturday	15	at Southern Illinois^^	6 p.m.
Wednesday	19	NORTHERN IOWA^^	6:30 p.m.
Saturday	22	INDIANA STATE^^	5 p.m.
Wednesday	26	at Missouri State^^	7 p.m.
MARCH			
Sunday	2	MURRAY STATE^^	2 p.m.
Thursday	6	^MVC First Round^	TBA
Friday	7	^MVC Quarterfinal^	TBA
Saturday	8	^MVC Semifinal	TBA
Sunday	9	^MVC Championship	TBA

1 - Cancun Challenge (multiple sites)  
2 - MVC Men's Basketball Championship (St. Louis, Mo.)  
^Denotes Missouri Valley Conference Game  
^Coverage on ESPN Family of Networks  
Home Games in CAPS and Bold | All Times Central

Play-by-Play | Steve Layman  
Color | Greg Sage  
Sideline | Will Boling  
Director | Christian Sadler



BELMONT BRUINS RADIO

#### ATHLETIC COMMUNICATIONS

Men's Basketball Contact.....Greg Sage  
E-mail..... greg.sage@belmont.edu  
Cell.....615.512.3633  
Office.....615.460.6698



3-1

**BELMONT  
BRUINS**

Head Coach: Casey Alexander  
Career Record: 258-164 (14th year)  
Record at Belmont: 121-44 (6th year)

#### GAME 5

**ORAL ROBERTS  
GOLDEN EAGLES**

Head Coach: Russell Springmann  
Career Record: 14-21 (2nd year)  
Record at Oral Roberts: Same



2-2

**NOVEMBER 19**  
**NASHVILLE, TENN. | CURB EVENT CENTER**  
**SERIES HISTORY | FIFTH MEETING | SERIES TIED 2-2**

#### QUICK HITTERS

- Belmont Basketball returns to game action November 19 vs. Oral Roberts.
- Belmont, Gonzaga, Kansas and Oregon are the only NCAA Division I programs to win 20 or more games 14 consecutive seasons.
- Belmont, Gonzaga, Kansas and San Diego State are the only NCAA Division I programs to win 19 or more games 19 consecutive seasons.
- Belmont has earned postseason play 15 of the last 19 years. That includes NCAA Tournament appearances in 2006, 2007, 2008, 2011, 2012, 2013, 2015, 2019 & 2020.
- Belmont has won 20 conference championships (eight tournament, 12 regular season) since 2006. Only Gonzaga and Kansas have won more conference championships over that span.
- Belmont has 121 victories since the start of the 2020 season, ranks T-13 nationally to start 2024-25
- Belmont has posted 347 conference wins since 2003 (includes tournament), second to Gonzaga nationally.
- Belmont's 433 victories since 2007 leads the state of Tennessee - including Tennessee, Memphis and Vanderbilt.
- Belmont won an OVC-record 30 consecutive conference games from Jan. 30, 2020-Feb. 24, 2021.
- Belmont is the only school in the nation to win 20 or more games nine consecutive seasons in men's and women's basketball.
- Belmont, Gonzaga, Princeton and Buffalo are the only four programs outside the autonomous conferences (plus Big East/AAC) to win NCAA Tournament games in men's and women's basketball since 2019.
- Belmont will play 13 games vs. teams who were Q1/Q2 in the final 2023-24 NET rankings.
- Belmont is among select programs with two or more first-round selections in the NBA Draft over the last six years.
- This marks Belmont's third season in the Missouri Valley Conference.

#### PROBABLE STARTERS



#### 2 // CARTER WHITT

Gr. | G | 6-3 | 190 | Raleigh, N.C. | Furman/Wake Forest

PPG	RPG	APG	SPG
14.3	3.0	3.8	1.0

NOTABLES: ... 112 games in four seasons at Wake & Furman...Averaged 7.9 ppg, 3.5 apg in '24...Career-hi 23 pts at UNCG...Former ESPN Top 100 recruit...Tremendous passer & floor leader...Played in postseason in '22 & '23...Majoring in sport administration



#### 1 // BRODY PEEBLES

Gr. | G | 6-2 | 170 | Hartselle, Ala. | Liberty

PPG	RPG	APG	SPG
14.5	0.3	1.5	0.5

NOTABLES: ... 101 games in three seasons at Liberty...Averaged 10.7 ppg in '24...Led CUSA in lowest turnover rate in '24...44 double figure scoring games...3x Academic All-Conference...2x NABC Honors Court...Smart, tough-minded player...Co-captain...Majoring in business administration



#### 7 // ISAIAH WALKER

Jr. | G | 6-5 | 200 | Wyoming, Ohio | Wyoming HS

PPG	RPG	APG	SPG
12.3	6.3	3.8	1.3

NOTABLES: Only player in fourth year with the program...Career-hi 19 pts in season opener...'24 Division I-AAA ADA Scholar-Athlete of the Year...Father, Tyrice, played at Xavier...Wears #7 to honor father, his pro number overseas...2x Academic All-District...Co-captain...Majoring in business administration



#### 14 // SAM ORME

Fr. | F | 6-9 | 215 | Carmel, Ind. | Carmel HS

PPG	RPG	APG	BPG
11.3	5.5	1.8	1.3

NOTABLES: Earned first career start at Lipscomb...Double figures in three of his first four games...Redshirt in '24...Played in '23 Indiana-Kentucky HS All-Star Game...'21 Indiana 4A State Champion...AAU Indy Heat EYBL...Majoring in finance.



#### 21 // BRIGHAM ROGERS

So. | F | 6-9 | 240 | Woodstock, Ga. | Blessed Trinity HS

PPG	RPG	APG	BPG
6.0	4.0	0.8	0.3

NOTABLES: 33 game appearances, nine starts in '24...Career-hi 15 points vs. Valparaiso...Among MVC leaders in blocked shots per 40 minutes...Rugged, dependable post player...AAU Atlanta All-Stars...Majoring in business administration



@BelmontMBB



@belmont\_mbb

## RADIO/TV ROSTER



**0** Win  
MILLER  
SO | G | 6-3 | 185  
Vestavia Hills, Ala.



**1** Brody  
PEEBLES  
GR | G | 6-2 | 170  
Hartselle, Ala.



**2** Carter  
WHITT  
GR | G | 6-3 | 190  
Raleigh, N.C.



**3** Jonathan  
PIERRE  
SR | F | 6-9 | 210  
Hallandale, Fla.



**4** Aidan  
NOYES  
JR | F | 6-7 | 195  
Cincinnati, Ohio  
(NOISE)



**5** Eoin  
DILLON  
FR | F | 6-9 | 200  
Peoria, Ill.  
(OWEN)




**7** Isaiah  
WALKER  
JR | G | 6-5 | 200  
Wyoming, Ohio



**8** Tyler  
LUNDBLADE  
JR | G | 6-5 | 210  
Dallas, Texas



**10** Jabez  
JENKINS  
FR | G | 6-4 | 185  
Covington, Ga.  
(jay-bezz)



**11** Drew  
SCHARNOWSKI  
FR | F | 6-9 | 225  
Burlington, Ill.  
(shar-NOW-skee)



**13** Cooper  
HAYNES  
FR | G | 6-2 | 185  
Memphis, Tenn.




**14** Sam  
ORME  
FR | F | 6-9 | 215  
Carmel, Ind.  
(ORM)



**20** Aidan  
BRACCIA  
SO | G | 6-1 | 170  
Atherton, Calif.  
(BRAH-chuh)



**21** Brigham  
ROGERS  
SO | F | 6-9 | 240  
Woodstock, Ga..



**23** Jake  
DYKSTRA  
JR | G | 6-4 | 195  
Nashville, Tenn.




**24** Keith  
ROBBINS  
SO | G | 6-5 | 180  
Milledgeville, Ga.



HC Casey  
ALEXANDER  
6<sup>th</sup> season



AHC Brian  
AYERS  
27<sup>th</sup> season




AHC Sean  
RUTIGLIANO  
(roo-TILL-ee-AH-no)  
6<sup>th</sup> season



AC Kerron  
JOHNSON  
(kuh-RON)  
3<sup>rd</sup> season



Luke  
SMITH  
1<sup>st</sup> season



Harrison  
GASCHO  
(GAS-show)  
3<sup>rd</sup> season



## ROSTER INFORMATION

### NUMERICAL ROSTER

NO.	NAME	POS	HT	WT	YR	EXP	HOMETOWN/PREVIOUS SCHOOL
0	Win Miller	G	6-3	185	So.	1L	Vestavia Hills, Ala. (Vestavia Hills HS)
1	Brody Peebles	G	6-2	170	Gr.	TR	Hartselle, Ala. (Liberty)
2	Carter Whitt	G	6-3	190	Gr.	TR	Raleigh, N.C. (Furman/Wake Forest)
3	Jonathan Pierre	F	6-9	210	Sr.	TR	Hallandale, Fla. (Memphis/Nova Southeastern)
4	Aidan Noyes	F	6-7	195	Jr.	TR	Cincinnati, Ohio (Richmond)
5	Eoin Dillon	F	6-9	200	Fr.	HS	Peoria, Ill. (Peoria Notre Dame HS)
7	Isaiah Walker	G	6-5	200	Jr.	2L	Wyoming, Ohio (Wyoming HS)
8	Tyler Lundblade	G	6-5	210	Jr.	TR	Dallas, Texas (TCU/SMU)
10	Jabez 'Bez' Jenkins	G	6-4	185	Fr.	HS	Covington, Ga. (Newton HS)
11	Drew Scharnowski	F	6-9	225	Fr.	RS	Burlington, Ill. (Burlington Central HS)
13	Cooper Haynes	G	6-2	185	Fr.	HS	Memphis, Tenn. (Briarcrest Christian)
14	Sam Orme	F	6-9	215	Fr.	RS	Carmel, Ind. (Carmel HS)
20	Aidan Braccia	G	6-1	170	So.	1L	Atherton, Calif. (Sacred Heart Prep)
21	Brigham Rogers	F	6-9	240	So.	1L	Woodstock, Ga. (Blessed Trinity HS)
23	Jake Dykstra	G	6-4	195	Jr.	2L	Nashville, Tenn. (Christ Presbyterian Academy)
24	Keith Robbins	G	6-5	180	So.	1L	Milledgeville, Ga. (John Milledge Academy)

### ALPHABETICAL ROSTER

NO.	NAME	POS	HT	WT	YR	EXP	HOMETOWN/PREVIOUS SCHOOL
20	Aidan Braccia	G	6-1	170	So.	1L	Atherton, Calif. (Sacred Heart Prep)
5	Eoin Dillon	F	6-9	200	Fr.	HS	Peoria, Ill. (Peoria Notre Dame HS)
23	Jake Dykstra	G	6-4	195	Jr.	2L	Nashville, Tenn. (Christ Presbyterian Academy)
13	Cooper Haynes	G	6-2	185	Fr.	HS	Memphis, Tenn. (Briarcrest Christian)
10	Jabez 'Bez' Jenkins	G	6-4	185	Fr.	HS	Covington, Ga. (Newton HS)
8	Tyler Lundblade	G	6-5	210	Jr.	TR	Dallas, Texas (TCU/SMU)
0	Win Miller	G	6-3	185	So.	1L	Vestavia Hills, Ala. (Vestavia Hills HS)
4	Aidan Noyes	F	6-7	195	Jr.	TR	Cincinnati, Ohio (Richmond)
14	Sam Orme	F	6-9	215	Fr.	RS	Carmel, Ind. (Carmel HS)
1	Brody Peebles	G	6-2	170	Gr.	TR	Hartselle, Ala. (Liberty)
3	Jonathan Pierre	F	6-9	210	Sr.	TR	Hallandale, Fla. (Memphis/Nova Southeastern)
24	Keith Robbins	G	6-5	180	So.	1L	Milledgeville, Ga. (John Milledge Academy)
21	Brigham Rogers	F	6-9	240	So.	1L	Woodstock, Ga. (Blessed Trinity HS)
11	Drew Scharnowski	F	6-9	225	Fr.	RS	Burlington, Ill. (Burlington Central HS)
7	Isaiah Walker	G	6-5	200	Jr.	2L	Wyoming, Ohio (Wyoming HS)
2	Carter Whitt	G	6-3	190	Gr.	TR	Raleigh, N.C. (Furman/Wake Forest)

Head Coach

Associate Head Coaches

Assistant Coach

Director of Player Development

Director of Basketball Operations

Casey Alexander (Belmont, 1995), 6<sup>th</sup> season

Brian Ayers (Lipscomb, 1993), 27<sup>th</sup> season

Sean Rutigliano (Cortland State, 2007), 6<sup>th</sup> season

Kerron Johnson (Belmont, 2013), 3<sup>rd</sup> season

Luke Smith (Belmont, 2022), 1<sup>st</sup> season

Harrison Gascho (Georgia, 2020), 3<sup>rd</sup> season

Pronunciation Guide

Aidan Braccia (BRAH-chuh)

Eoin Dillon (OWEN)

Harrison Gascho (GAS-show)

Jabez Jenkins (jay-bezz)

Kerron Johnson (kuh-RON)

Aidan Noyes (NOISE)

Sam Orme (ORM)

Sean Rutigliano (roo-TILL-ee-AH-know)

Drew Scharnowski (shar-NOW-skee)

### BRUINS BY CLASS

GRAD STUDENTS (2) SOPHOMORE (4)  
 Brody Peebles Aidan Braccia  
 Carter Whitt Win Miller

SENIORS (1) Bringham Rogers  
 Jonathan Pierre

JUNIORS (4) FRESHMEN (5)  
 Jake Dykstra Eoin Dillon  
 Tyler Lundblade Cooper Haynes  
 Aidan Noyes Jabez Jenkins  
 Isaiah Walker Sam Orme  
 Drew Scharnowski

### BRUINS BY STATE

ALABAMA (2) INDIANA (1)  
 Brody Peebles Sam Orme  
 Win Miller

CALIFORNIA (1) OHIO (2)  
 Aidan Braccia Aidan Noyes  
 Isaiah Walker

FLORIDA (1) NORTH CAROLINA (1)  
 Jonathan Pierre Carter Whitt

GEORGIA (3) TENNESSEE (2)  
 Jabez Jenkins Jake Dykstra  
 Keith Robbins Cooper Haynes  
 Brigham Rogers

ILLINOIS (2) TEXAS (1)  
 Eoin Dillon Tyler Lundblade  
 Drew Scharnowski



## BRUIN TRACKS

### GENERAL INFORMATION

School.....Belmont University  
 Location.....Nashville, Tenn.  
 Founded.....1890  
 Enrollment .....8,944  
 Nickname .....Bruins  
 Colors .....Blue and Red  
 Affiliation.....NCAA Division I  
 Conference.....Missouri Valley  
 President.....Dr. L. Gregory Jones  
 Vice President/Director of Athletics.....Scott Corley  
 Senior Associate AD/SWA.....Renee Schultz  
 Home Facility.....Curb Event Center  
 Capacity.....5,000  
 Athletic Department Phone.....615-460-6420  
 Ticket Office Phone.....615-460-8062  
 Website.....www.BelmontBruins.com  
 Twitter.....@BelmontMBB  
 Instagram.....@belmont\_mbb

### TEAM HISTORY

2023-24 Overall Record.....20-13  
 2023-24 Record.....12-8 (T-4<sup>th</sup>)  
 First Year of Program.....1952  
 All-Time Record.....1263-875  
 NCAA Division I Record.....574-306  
 Last Postseason Result.....L, 71-82  
     2022 Postseason NIT at Vanderbilt (3/15/22)  
 Conference Regular Season Titles.....12  
 Conference Tournament Titles.....8  
 NCAA Tournament Appearances.....9

### ROSTER INFORMATION

Starters Returning/Lost.....0/5  
 Letter Winners Returning/Lost.....6/6  
 Newcomers.....8

### COACHING STAFF

Head Coach.....Casey Alexander (Belmont, 1995)  
 Overall Record.....258-164 (14<sup>th</sup> Year)  
 Record at Belmont.....121-44 (6<sup>th</sup> year)  
 Associate HCS.....Brian Ayers (Lipscomb, 1993)  
     Sean Rutigliano (Cortland State, 2007)  
 Assistant Coaches..Kerron Johnson (Belmont, 2013)  
 Dir. of Player Development:.....Luke Smith (Belmont, 2022)  
 Dir. of Basketball Operations: Harrison Gascho (Georgia, 2020)  
 Director of Sports Medicine.....Kim Anderson  
 Director of Sports Performance.....Lee Scott

### ATHLETIC COMMUNICATIONS

Men's Basketball Contact.....Greg Sage  
 E-mail.....greg.sage@belmont.edu  
 Cell Phone.....(615) 512-3633  
 Office Phone.....(615) 460-6698  
 Mailing Address.....Belmont University Athletics  
     Athletic Communications  
     1900 Belmont Blvd.  
     Nashville, TN 37212

### NOTABLE

This marks the fifth meeting between Belmont and Oral Roberts. The programs last met in the 2012 Great Alaska Shootout, as the Bruins won 70-67 behind Blake Jenkins' 22 points.

Belmont assistant coach and hall of famer Kerron Johnson played in that game, recording 20 points, seven assists, four rebounds and two steals.

Series history  
 11/24/12 at Anchorage, Alaska.....W, 70-67  
 1/27/98 at Belmont.....L, 60-72  
 11/22/97 at Oral Roberts.....L, 69-85  
 11/14/89 at Belmont.....W, 87-85

Belmont graduate student Brody Peebles played against Oral Roberts two seasons ago while playing at Liberty. Peebles scored nine points.

CBS Nashville sports anchor and Voice of the Bruins Steve Layman covered Oral Roberts while working at KOKI-TV in Tulsa from 2007-11.

#### Most wins, last five seasons (2020-24)

-Gonzaga 148  
 -Houston 148  
 -San Diego State 134  
 -Kansas 133  
 -Baylor 128  
 -Arizona 126  
 -Drake 126  
 -Purdue 125  
 -Duke 124  
 -UConn 121  
 -UAB 120  
 -Liberty 119  
**-Belmont 118**  
 -Creighton 118  
 -St. Mary's (CA) 118  
 -Utah State 118  
 -Alabama 117  
 -Illinois 117  
 -UCLA 115  
 -Vermont 115

#### Most conference wins (includes tournament)

Since 2003  
 -Gonzaga 353  
**-Belmont 347**  
 -Kansas 336  
 -Murray State 316  
 -Davidson 306  
 -Memphis 300  
 -SFA 293

#### Multiple NBA First-Round Draft Picks (2019-2024)

-Alabama -Michigan  
 -Arizona -North Carolina  
 -Arkansas -Ohio State  
 -Auburn -Oregon  
 -Baylor -Pittsburgh  
**-Belmont** -Purdue  
 -Colorado -Santa Clara  
 -Dayton -Tennessee  
 -Duke -Texas  
 -Florida State -UCLA  
 -Gonzaga -UConn  
 -Houston -USC  
 -Indiana -Vanderbilt  
 -Iowa -Villanova  
 -Kansas -Virginia  
 -Kentucky -Washington  
 -LSU  
 -Memphis

#### Coaches w/ Eight Straight 20-Win Seasons

**Casey Alexander, Belmont**  
 Dana Altman, Oregon  
 Mark Few, Gonzaga  
 Greg McDermott, Creighton  
 Kelvin Sampson, Houston  
 Bill Self, Kansas

#### Longest-Tenured Assistant Coaches at One School

**Brian Ayers, Belmont - 27th year**  
 Stan Jones, Florida State - 23rd year  
 PJ Hogan, Northern Iowa - 22nd year  
 Kurtis Townsend, Kansas - 21st year  
 Matt Klingsley, Yale - 20th year  
 Rob Klinkofus, South Dakota State - 19th year

### BELMONT BENCHMARKS DOUBLE-DIGIT SCORING GAMES

	'24-'25	Career
Brody Peebles	3	44
Jonathan Pierre	1	29
Carter Whitt	3	17
Isaiah Walker	3	7
Sam Orme	3	3
Brigham Rogers	1	3
Tyler Lundblade	2	2
Win Miller	--	1
Drew Scharnowski	1	1

### 20+ POINT SCORING GAMES

Jonathan Pierre	1	7
Brody Peebles	1	6
Carter Whitt	--	4

### 30+ POINT SCORING GAMES

### 10+ REBOUND GAMES

Jonathan Pierre	1	3
Isaiah Walker	1	2

### 5+ ASSIST GAMES

Carter Whitt	1	17
Jonathan Pierre	--	8
Isaiah Walker	1	2
Win Miller	1	1

### DOUBLE-DOUBLES

Jonathan Pierre	1	3
Isaiah Walker	1	2

### 5+ THREE-POINT FG GAMES

Brody Peebles	--	5
Jonathan Pierre	--	2
Carter Whitt	--	1

### 3+ STEAL GAMES

Carter Whitt	--	7
Brigham Rogers	--	2
Isaiah Walker	1	2
Brody Peebles	--	1

### 3+ BLOCK GAMES

Brigham Rogers	--	2
Aidan Noyes	--	1
Sam Orme	1	1

### BELMONT 3-POINT TRACKER

(NCAA DI era, '96-present)  
 8,407 (leads the nation)  
 (thru 11/18/24)

### FASTEST TO 100 WINS

#### Current School

Coach	Gms	Record
Mark Few	126	100-26
Steve Prohm	127	100-27
Bill Self	128	100-28
<b>Casey Alexander</b>	<b>131</b>	<b>100-31</b>
Tom Izzo	132	100-32
Brian Dutcher	132	100-32
Greg McDermott	134	100-34
Mick Cronin	136	100-36





Former Belmont men's basketball All-American Ian Clark ('13) earned a regular season roster spot on the NBA New Orleans Pelicans and completed six years in the association. Clark won an NBA Championship ring with the Golden State Warriors in 2017. The Memphis, Tennessee native became an integral member of the Pelicans 2017-19, averaging 6.7 points per game in 60 game appearances last season. As part of New Orleans' playoff push, Clark buried a decisive 3-pointer in Game 1 of the Pelicans' opening round sweep of Portland, and scored a playoff career-high 18 points vs. Golden State in the NBA Western Conference semifinals. He averaged 11.0 points per game on 49 percent shooting after the NBA All-Star break. Clark led Belmont to three consecutive NCAA Tournament appearances and four consecutive regular season conference championships, standing as Belmont's NCAA Division I era career leader in points (1,920) and made three-point field goals (340). After strong performances in the Portsmouth Invitational and Orlando NBA Summer League for the Miami Heat, Clark latched on with the Golden State Warriors for 2013 Vegas NBA Summer League. Clark would score a then-record 33 points in the championship game, leading Golden State past Phoenix en route to Championship Game Most Valuable Player honors. Though Clark would ultimately agree to a two-year deal with the Utah Jazz, his impression upon the Golden State organization was undeniable. After closing the season with the Denver Nuggets - and shining with the team from the Mile High City in summer league - Clark and Golden State got together. But emblematic of his career journey, nothing would be handed to Clark; he would have to earn a regular season roster spot. And that meant beating out a collection of accomplished perimeter players from major conference programs, including former NCAA champion and No. 3 overall pick Ben Gordon. Clark is close friends with Stephen Curry and was part of Curry's pre-game warmup antics. He scored a career-high 36 points at San Antonio March 11. Clark won another championship in 2022, claiming the Australia NBL Championship with the Sydney Kings, reconnecting with former Golden State teammate and No. 1 NBA Draft selection Andrew Bogut. He currently plays for Melbourne.

Ben Sheppard was selected by the Indiana Pacers with the No. 26 pick in the 2023 NBA Draft. The Atlanta native led Belmont to 98 victories and three conference championships during his decorated career, impressing NBA organizations throughout the pre-draft process. Beyond individual workouts, Sheppard was among the top performers at the 2023 NBA Combine in Chicago, posting the fastest shuttle-run time and scoring a game-high 25 points in his final scrimmage. Sheppard averaged 18.8 points, 5.2 rebounds and 2.9 assists per game this past season as Belmont won 20 or more games for a 13th consecutive season. A finalist for the Lou Henson National Player of the Year award this past season, Sheppard posted 29 double figure scoring games, including 12 games with 20 or more points. Sheppard was one of only four players in college basketball this past season with at least 600 points, 150 rebounds, 75 assists, 75 3-point field goals while shooting at least 40 percent from 3-point distance (Brandin Podziemski, Souley Boum, Landers Nolley). The first player in the conference named Missouri Valley Conference Player of the Week three times this season, Sheppard was the only player this season named All-MVC First Team and MVC All-Defensive Team. Named to the Paradise Jam All-Tournament Team, Sheppard ranked among conference leaders in 16 statistical categories, including second in field goals made, third in total points and points per game and fourth in 3-point field goals made. The guard stood among select company in college basketball as players with at least 1,500 points, 450 rebounds, 200 assists and 100 steals. A two-time first team all-conference and NABC All-District selection, Sheppard joined program legends Clark and Kerron Johnson to earn first team all-conference honors in consecutive seasons in two different conferences. Sheppard was also runner-up for the Larry Bird Trophy - given to the MVC Player of Year. Among his notable performances, Sheppard scored a career-high 41 points at Tennessee Tech, a conference season-high 35 points at Murray State Feb. 1 and 33 points vs. Middle Tennessee Dec. 10. He made the game-winning shot at Bradley Jan. 21, game-winning free throws vs. Indiana State Feb. 22, and scored eight points in 100-seconds to give Belmont the lead late against Indiana State in the MVC quarterfinal round. Sheppard was one of the top Pacer players in efficiency in their run to the NBA Eastern Conference Finals. He and Dereck Lively II of Dallas played the most minutes among rookies in the NBA Playoffs.

Dylan Windler played for the Atlanta Hawks, Los Angeles Lakers and New York Knicks in 2023-24. Windler played the previous four seasons with the Cleveland Cavaliers, after being selected No. 26 overall in the 2019 NBA Draft. The 6-7 guard told belmontbruins.com he had meaningful conversations with Knicks head coach Tom Thibodeau during NBA Summer League in Las Vegas and is excited to contribute to the storied franchise. Windler scored a career-high 15 points vs. Atlanta and made nine consecutive 3-pointers during a two-game stretch - the most for a Cav in six years. The Indianapolis, Indiana native led Belmont to 94 victories and three conference championships in his career, including A5 victories over UCLA, Georgia and Vanderbilt. Windler capped his career by helping the Bruins earn their first-ever NCAA Tournament victory with a win over Temple. Two days later, he scored a game-high 35 points against Maryland. As a senior, Windler averaged 21.3 points, 10.9 rebounds and 2.5 assists per game. He joined future Hall of Famer Kevin Durant as one of two players in NCAA Division I history to average 20.0 points, 10.5 rebounds and at least two made 3-point field goals per game in a single season. Windler became just the fourth Ohio Valley Conference player since 1971 to post at least 1,600 career points and 1,000 career rebounds (Popeye Jones, Kenneth Faried, Chris Horton). In fact, of the nine 30 point-20 rebound games in college basketball over the last two seasons, only Windler and South Dakota State All-American Mike Daum recorded multiple 30-20 games. He graduated 18th in college basketball history in effective field goal percentage (.640) and ranked fourth nationally in offensive efficiency by noted statistician Ken Pomeroy (Brandon Clarke, Zion Williamson, Matt Rafferty). Windler was a finalist for the Julius Erving Award and Lou Henson Award and was named All-District by the United States Basketball Writers Association (USBWA) and National Association of Basketball Coaches (NABC). Windler averaged 12.2 points and 5.9 rebounds per game on 41 percent 3-point shooting in 11 game appearances for the Canton Charge of the NBA G-League last season - including 70 points over his final three games. He averaged 15.3 points and 10.6 rebounds per game for Canton in 2021-22. He currently plays for Perth.

Drew Hanlen is the CEO of Pure Sweat Basketball and has become the leading NBA Strategic Skills Coach & Consultant in the world. His client list includes NBA MVP Joel Embiid, All-Stars Jayson Tatum, Zach LaVine, Bradley Beal and rising stars Tyler Herro, Jordan Clarkson and RJ Barrett. As a honor student in entrepreneurship at Belmont, Hanlen built his business from the ground up, connecting with NBA Champion David Lee as his first client. As a senior point guard for Belmont in 2011-12, he averaged 10.8 points and 3.9 assists a game and ranked second nationally in 3-point field goal percentage. Real Leaders named Hanlen among the "Top 50 Keynote Speakers in the World," those who have stayed relentless in their commitment to making a difference, including Oprah Winfrey and Brene Brown.

## BELMONT IN THE PROS

Ben Sheppard (NBA)  
Indiana Pacers (2023-present)

Dylan Windler (NBA)  
Atlanta Hawks (2024)  
Los Angeles Lakers (2024)  
New York Knicks (2023)  
Cleveland Cavaliers (2019-23)

Ian Clark (NBA) | 2017 NBA Champion  
New Orleans Pelicans (2017-19)  
Golden State Warriors (2015-17)  
Denver Nuggets (2014-15)  
Utah Jazz (2013-15)

Drew Hanlen (NBA)  
Personal Skills Development Coach

Evan Bradds (NBA)  
Utah Jazz assistant coach (2022-present)  
Boston Celtics staff (2017-22)

Adam Barnes (NBA)  
New Orleans Pelicans (2019-present)  
Director of College Scouting  
Chief of Staff  
Cleveland Cavaliers (2016-19)  
Basketball Operations

TJ Saint (NBA)  
New Orleans Pelicans (2021-present)  
Birmingham G League Head coach  
Detroit Pistons (2014-18)  
Video Coordinator

Grayson Murphy (NBA G League)  
South Bay Lakers (2024-present)

Nick Muszynski (NBA G League)  
Rip City Remix (2024-present)

Alex Renfroe  
Real Betis (Spain)

Amanze Egekeze  
Valladolid (Spain)  
Nigerian National Team

Austin Luke  
KK Sutjeska Niksic (Montenegro)

JJ Mann  
Romerstrom (Germany)

Kevin McClain  
Giessen 46ers (Germany)

Keishawn Davidson (Serbia)  
KK Borac Cacak

## NBA DRAFT

## FIRST ROUND SELECTIONS

(OUTSIDE P5, BE, AAC, MW, A10, GONZAGA)

2010-present

Dillon Jones, Weber State (2024)

**Ben Sheppard, Belmont (2023)**

Brandin Podziemski, Santa Clara (2023)

Patrick Baldwin, UW Milwaukee (2022)

Jalen Williams, Santa Clara (2022)

Santi Aldama, Loyola (Md.) (2021)

**Dylan Windler, Belmont (2019)**

Ja Morant, Murray State (2019)

Pascal Siakam, New Mexico State (2016)

Cameron Payne, Murray State (2015)

R.J. Hunter, Georgia State (2015)

Elfrid Payton, Louisiana-Lafayette (2014)

CJ McCollum, Lehigh (2013)

Damian Lillard, Weber State (2012)

Jimmer Fredette, BYU (2011)

Kenneth Faried, Morehead State (2011)

Norris Cole, Cleveland State (2011)

## PROGRAM HONORS

Postseason Appearances (NCAA era)	15
NCAA	9 ('06, '07, '08, '11, '12, '13, '15, '19, '20)
NIT	5 ('04, '14, '16, '17, '22)
CIT	1 ('09)
Conference Championships (NCAA era)	20
Regular season	12
('06, '08, '10, '11, '12, '13, '14, '16, '17, '19, '20, '21)	
Tournament	8
('06, '07, '08, '11, '12, '13, '15, '20)	
NCAA All-America	
Robert Barnes	1956
Evan Bradds	2016, 2017
Ian Clark	2013
J.J. Mann	2014
Alex Renfro	2009
Adam Sonn	2003
Naismith Men's College Player of the Year	
Ian Clark - Candidate	2013
Lou Henson National Player of the Year	
Ian Clark - Finalist	2013
All-District	
Evan Bradds	2015, 2016, 2017
Craig Bradshaw	2014, 2015, 2016
Ian Clark	2011, 2013
Malik Dia	2024
Amanze Egekeze	2018
Kerron Johnson	2012
Adam Kunkel	2020
J.J. Mann	2014
Kevin McClain	2019
Grayson Murphy	2020, 2021, 2022
Nick Muszynski	2020, 2021, 2022
Alex Renfro	2009
Ben Sheppard	2022, 2023
Adam Sonn	2003
Cade Tyson	2024
Dylan Windler	2018, 2019
Freshman All-America	
Ian Clark	2010
Nick Muszynski	2019
OVC Player of the Year	
Evan Bradds	2016, 2017
Ian Clark (co)	2013
J.J. Mann	2014
ASUN Player of the Year	
Alex Renfro	2009
Adam Sonn	2003
MVC Freshman of the Year	
Cade Tyson	2023
OVC Freshman of the Year	
Nick Muszynski	2019
ASUN Freshman of the Year	
Ian Clark	2010
OVC Defensive Player of the Year	
Ian Clark	2013
Grayson Murphy	2020, 2021
ASUN Defensive Player of the Year	
Ian Clark	2012
First Team All-MVC	
Ben Sheppard	2023
Second Team All-MVC	
Malik Dia	2024
Ja'Kobi Gillespie	2024
Cade Tyson	2024
First Team All-OVC	
Evan Bradds	2016, 2017
Craig Bradshaw	2015, 2016
Ian Clark	2013
Amanze Egekeze	2018
Kerron Johnson	2013
Adam Kunkel	2020
Austin Luke	2017, 2018
J.J. Mann	2014
Kevin McClain	2019
Grayson Murphy	2020, 2021, 2022
Nick Muszynski	2019, 2020, 2021, 2022
Ben Sheppard	2022
Dylan Windler	2018, 2019
First Team All-ASUN	
Ian Clark	2011, 2012
Drew Hanlen	2012
Justin Hare	2007, 2008
Kerron Johnson	2012
Adam Mark	2003, 2004
Alex Renfro	2009
Adam Sonn	2002, 2003
MVC All-Newcomer	
Cade Tyson	2023
Drew Friberg	2023
Malik Dia	2024
OVC All-Newcomer	
Nick Muszynski	2019
Will Richard	2022
Luke Smith	2021
OVC Tournament Most Valuable Player	
Taylor Barnette	2015
Kerron Johnson	2013
Nick Muszynski	2020
ASUN Tournament Most Valuable Player	
Shane Dansby	2008
Justin Hare	2006, 2007
Mick Hedgepeth	2011
Kerron Johnson	2012
MVC All-Defensive Team	
Ben Sheppard	2023
Ja'Kobi Gillespie	2024
MVC All-Bench Team	
Ja'Kobi Gillespie	2023

## PLAYER CAPSULES

### 0 WIN MILLER

- Career-hi: 17 pts vs. Berry (11/14/23)
- Played in 28 games in '24
- Made first eight shots in Curb Event Center
- Added strength in the offseason
- 2023 Alabama Mr. Basketball Finalist
- Loves golf

### 1 BRODY PEEBLES

- Career-hi: 26 pts vs. Furman (11/8/24)
- 19 double figure games as junior
- Brings leadership, savvy, experience
- Led CUSA in lowest turnover rate in '24
- 3x Academic All-Conference
- Enrolled in Belmont MBA program

### 2 CARTER WHITT

- Career-hi: 23 pts at UNCG (1/3/24)
- Played in postseason in '22 and '23
- Instinctive player and passer
- Class of 2020 ESPN Top 100 recruit
- HS senior season at Brewster Academy canceled
- Early enrollee at Wake Forest

### 3 JONATHAN PIERRE

- Career-hi: 27 pts vs. Fla. Memorial (12/13/22)
- Played in 19 games at Memphis in '24
- Went 67-1 in two seasons at Nova SE
- In '23, only DII player 6-9 or taller w/ 100+ assists
- Among best talkers on defense
- Loves family atmosphere at Belmont

### 4 AIDAN NOYES

- Career-hi: 9 pts vs. Maryville (TN) (11/4/24)
- 27 game appearances at Richmond
- Standout HS baseball player
- Can play 3 or 4
- Made *ESPN SCTop 10* for dunk (3/1/23)
- No. 5 ranked recruit from Ohio, Class of 2021

### 5 EOIN DILLON

- Career-hi: --
- Plays with toughness, quiet confidence
- Loved soccer growing up
- Attended Bradley games as a kid
- Two brothers also play DI basketball
- Played AAU for Illinois Wolves

### 7 ISAIAH WALKER

- Career-hi: 19 pts vs. Maryville (TN) (11/4/24)
- '24 NACDA Scholar-Athlete of the Year
- 3x Academic All-Conference
- Elderstatesman on Belmont team
- Makes winning plays that don't show up in stats
- '21 *Cincinnati Enquirer* Player of the Year

### 8 TYLER LUNDBLADE

- Career-hi: 14 pts vs. Maryville (TN) (11/4/24)
- Committed to Belmont in July
- Provides competitiveness and wing depth
- HS senior season at NC Greensboro Day
- Texas native; father played at SMU
- Brother, Brad, former NFL center

## BELMONT SIGNS BRYCE BRADLEY

On Nov. 21, 2024, Belmont head coach Casey Alexander announced the signing of Bryce Bradley to a national letter of intent to join the Bruin program. Bradley, a five-year old from Franklin, Tenn., will bring joy and enthusiasm to the Bruins. "Bryce is an impactful signee for us," Alexander said. "His love of the game and his love for others will immediately make our team better." Bradley comes to Belmont in partnership with Team IMPACT, which matches children facing serious illness and disability with college sports teams, creating a long-term, life-changing experience for everyone involved. Bradley, who was diagnosed with cerebral palsy, loves basketball, swimming, playing in the sandbox and building blocks. Several Belmont teams, including men's soccer, men's tennis, baseball and track & field, have partnered with Team IMPACT. For more information on Team IMPACT, log onto [www.teamimpact.org](http://www.teamimpact.org).



### 10 JABEZ JENKINS

- Career-hi: --
- Instant impact with energy plays
- HS teammate of Spurs rookie Stephon Castle
- 2024 *Atlanta Journal-Constitution* All-State
- Dunked over Steph Curry & Dwight Howard
- He & brother have successful bowtie business

### 11 DREW SCHARNOWSKI

- Career-hi: 12 pts at Lipscomb (11/12/24)
- '24 redshirt; gained strength
- 2023 Illinois All-State
- Brother, Max, on '24 Alabama Final Four team
- Father emigrated from Germany at age 3
- Built near life-size Lego car

### 13 COOPER HAYNES

- Career-hi: --
- Scored 2,688 points in HS
- All-time leading scorer in Tennessee Division II-AA history
- 2024 Tennessee Mr. Basketball Runner-Up
- *Memphis Commercial Appeal* POTY
- Lefty who writes right-handed

### 14 SAM ORME

- Career-hi: 15 pts vs. Maryville (TN) (11/4/24)
- '24 redshirt
- Avg 18 ppg, 7.6 rpg as HS senior
- Played in 2023 Indiana-Kentucky All-Star Game
- 2021 Indiana 4A State Champion
- Skilled big, Chicago Cubs fan

### 20 AIDAN BRACCIA

- Career-hi: 3 pts vs. Maryville (TN) (11/4/24)
- '24 redshirt
- 2x MVC Honor Roll
- 2x California All-State PG
- *San Mateo Daily Journal* POTY
- Cousin, Frankie Ferrari, star at San Francisco

### 21 BRIGHAM ROGERS

- Career-hi: 15 pts vs. Valparaiso (3/7/23)
- 33 appearances, 9 starts as freshman
- Among MVC leaders in blocked shots
- Rugged, physical player
- 2x Georgia All-Stars
- He is not Mormon

### 23 JAKE DYKSTRA

- Career-hi: 9 pts vs. Berry (11/14/23)
- 23 appearances as sophomore
- Huge 2H 3-pt in victory over Drake
- 2x MVC Honor Roll
- Steady, trusted role player
- Taught himself how to play violin

### 24 KEITH ROBBINS

- Career-hi: 6 pts vs. Valparaiso (3/7/24)
- Nine game appearances as freshman
- Focused on weight room & Coach Scott
- Avg 19.8 ppg as HS senior
- Did not play basketball as a HS junior
- Parents were athletes at Georgia State



PROGRAM NOTES

- Belmont University men's basketball has been a postseason fixture the last two decades, including nine berths to the NCAA Tournament (2006, 2007, 2008, 2011, 2012, 2013, 2015, 2019 & 2020).
- Belmont, Gonzaga, Kansas and San Diego State are the only NCAA Division I programs to win 19 or more games 19 consecutive seasons.
- Belmont, Gonzaga, Kansas and Oregon are the only NCAA Division I programs to win 20 or more games 14 consecutive seasons.
- Belmont is the only school in the nation to win 20 or more games nine consecutive seasons in men's and women's basketball.

Most League Wins, First Year in New Conference  
Last Nine Seasons (2016-24)

Team	Wins	New	Old
Houston '24	15	Big 12	AAC
<b>Belmont '23</b>	14	MVC	OVC
FAU '24	14	AAC	CUSA
Southern Miss '23	14	Sun Belt	CUSA
SFA '22	14	WAC	Southland
Merrimack '20	14	NEC	NE10 D2
Liberty '19	14	ASUN	Big South
Wichita State '18	14	AAC	MVC

- Belmont Basketball has won 20 conference championships (12 regular season, eight tournament) since 2006. Nationally, only Gonzaga and Kansas have won more conference championships over that span.
- Belmont finished Top 3 in the Missouri Valley Conference in 10 statistical categories in 2023-24, and ranked among national leaders in 3-point field goal percentage, effective field goal percentage, assists and scoring offense.

BELMONT 40-POINT GAMES  
NCAA DIVISION I ERA

42, Craig Bradshaw (at Ohio, 11/30/14)  
41, Dylan Windler (at Morehead St, 2/10/19)  
41, Ben Sheppard (at Tennessee Tech, 2/5/22)

Most points in Belmont debut  
(Belmont NCAA Division I era)  
Malik Dia, 24 vs. Georgia St. (11/6/23)  
Nick Hopkins, 22 at Washington (11/10/17)  
Ian Clark, 21 vs. Portland State (11/13/09)  
JaCobi Wood, 21 vs. Howard (11/26/20)  
Luke Smith, 20 vs. Howard (11/26/20)  
Cade Tyson, 18 vs. Ohio (11/7/22)

Belmont NCAA Division I era  
Freshman Scoring  
Nick Muszynski (2019) 471  
Ian Clark (2010) 462  
Cade Tyson (2023) 409  
Will Richard (2022) 399  
Wes Burtner (1999) 391  
JaCobi Wood (2021) 339  
Justin Hare (2005) 320  
Ja'Kobi Gillespie (2023) 306

Most Consecutive Free Throws Made  
Steve Drabyn, 54  
Justin Hare, 42  
Cade Tyson, 32

- This marks the first time since its inaugural NCAA Division I season of 1996-97 that Belmont enters a campaign having to replace all five starters.
  - Belmont is a more experienced team in 2024-25. Belmont enters the season with nine players with 2+ years of college basketball experience, and six players with 3+ years of college basketball experience. Last season, Belmont had only three players with 2+ years of college basketball experience, with Keishawn Davidson and Jayce Willingham the only upperclassmen.
  - This marks the first time since the 2013-14 season that Belmont enters a campaign without a returning all-conference player. That season, led by OVC Player of the Year and AP All-America Honorable Mention selection JJ Mann, Belmont won the OVC, won 26 games and reached the Postseason NIT Elite 8.
  - Belmont Basketball has ranked in the Top 25 nationally in 3-point field goals made per game every year but one since becoming an NCAA Division-I member institution in 1996. Currently, no program has made more 3-pointers than Belmont since the Bruins went Division I.
  - Belmont, Gonzaga, Buffalo and Princeton are the only four programs outside the major conferences to win NCAA Tournament games in men's and women's basketball since 2019.
- | Conference | Order of Finish, Under Coach Alexander | Final |
|------------|--|-------|
| Year       | Preseason                              |       |
| 2020       | 1st                                    | T1    |
| 2021       | 3rd                                    | 1st   |
| 2022       | 1st                                    | 2nd   |
| 2023       | 6th                                    | T3    |
| 2024       | 5th                                    | T4    |
| 2025       | 6th                                    | --    |
- Belmont has been ranked in the CollegeInsider.com Mid Major Top 25 poll 19 consecutive seasons.
  - Belmont won seven OVC regular season championships and three OVC tournament championships in its 10 seasons of league membership.
  - Belmont went a league-best 145-27 (.843) in Ohio Valley Conference conference games from 2013-22 (81-5 home, 64-22 away).
  - Belmont won an OVC-record 30 consecutive conference games from Jan. 30, 2020-Feb. 24, 2021.
  - The Bruins have taken past mission trips to 15 countries and four continents. Including recent trips to Costa Rica, Nicaragua and Poland. Team manager Jace Kees went on the trip to Poland in summer 2024.
  - Belmont University has won its conference's Academic All Sport Trophy 21 of the last 23 years (9 Atlantic Sun, all 10 years in the Ohio Valley, 2 Missouri Valley).
  - Seven of Belmont's top nine career scorers (NCAA era) earned Academic All-America honors (Dylan Windler, Wes Burtner, Justin Hare, Adam Mark, J.J. Mann, Craig Bradshaw, Evan Bradds).

ACADEMIC ALL-AMERICA SELECTIONS  
SINCE 2001

<b>Belmont</b>	<b>19</b>
Butler	10
North Dakota St	9
Iowa	8
Duke	7
Florida	7

- The Curb Event Center has gained a national reputation as being one of the finest facilities in college basketball. Since the inaugural 2003-04 season, Belmont is 247-36 (.873) at the Curb Event Center. Moreover, the Bruins are 173-20 (.896) in league games at the Curb Event Center, including 81-5 in OVC.

- Belmont has earned victories over North Carolina, UCLA, Stanford, Vanderbilt, Marquette, Temple, Georgia, Cincinnati, Alabama, Butler, Missouri, Boston College and Saint Louis in recent years..
  - Basketball Times ranked Belmont as the No. 7 college basketball program in America in its 2017 'Top Programs' rankings. Basketball Times, the official publication of the United States Basketball Writers Association of America (USBWA), every five years undertakes an exhaustive comparative analysis of college basketball programs. The initial standard for consideration is winning at least two-thirds of all games played over the past 10 seasons, which narrowed 351 NCAA Division I programs to 35. From there, Basketball Times used six equally weighted criteria: winning percentage, number of NBA players, federal graduation rate, U.S. News & World Report academic peer assessment, program cleanliness, and head coach ranking.
  - Bleacher Report/Turner Broadcasting ranked Belmont as 'One of the Top 7 Mid-Majors Programs' of the last 20 years. Forbes Magazine also tabbed Belmont as the No. 6 men's basketball program 'For the Money' in all of NCAA Division I.
  - Belmont was one of the 25 winningest programs in college basketball for the decade of 2010-19.
- NCAA Division I Field Goal Percentage Leaders, All-Time  
Steve Johnson, Oregon State 67.8  
Michael Bradley, UK/Villanova 67.7  
Murray Brown, Florida St 66.8  
**Evan Bradds, Belmont 66.7**
- Belmont is the only NCAA Division I program to make the NCAA Academic Progress Rate (APR) Honor Roll every year.
  - • Belmont University hosted the 2008 Presidential Town Hall Debate on Oct. 7 in the Curb Event Center. President-elect Barack Obama debated John McCain; the proceedings were moderated by Longtime NBC News anchor Tom Brokaw. Belmont also hosted the final presidential debate of the 2020 campaign season between then President Donald Trump and President Joe Biden, with NBC News White Correspondent Kristen Welker serving as moderator.
  - Belmont hosted the 2018 Davis Cup tie between the United States and Belgium at the Curb Event Center. Team USA was represented by John Isner, Sam Querrey, Jack Sock and Ryan Harrison. Belmont Olympian and former assistant tennis coach Brian Baker commented for The Tennis Channel.
  - Being a stone's throw from famed Music Row in Nashville, Belmont has a proud and distinguished history in musical performance. Some notable alumni include: Brad Paisley, Trisha Yearwood, Stephen Curtis Chapman, Lee Ann Womack, Melinda Doolittle and former baseball stars Brian Kelley of Florida Georgia Line and Judah Akers of Judah and the Lion.
  - Entertainment Tonight correspondent and Miss USA 2007 Rachel Smith graduated magna cum laude from Belmont with degree in journalism. As an undergraduate, she covered the Bruins in her capacity as managing editor of the university student newspaper, the Belmont Vision.

## CURB RECORDS

Team	115, Belmont vs. Bethel (Ind.) (12/18/21)
Points, Game:	96, Murray State (2/6/14)
by opponent:	96, Samford (12/5/20)
Points, Half:	117, Detroit Mercy vs. HBU (11/19/17)
	64, Belmont vs. Campbell (1/2/06)
	64, Belmont vs. EKU (1/12/19)
	64, Belmont vs. Bethel (Ind.) (12/18/21)
by opponent:	67, ETSU (1/23/10)
Points, Combined:	202 (109-93, vs. EKU) (1/12/19)
	227, Detroit Mercy vs. HBU (11/19/17)
FG Made:	42, Belmont vs. SEMO (1/6/22)
by opponent:	36, Georgia State (11/6/23)
FG Attempts:	40, Detroit Mercy vs. HBU (11/19/17)
by opponent:	79, Belmont vs. Mercer (1/7/07)
	77, Mercer (1/26/09)
FG Percentage:	83, Detroit Mercy vs. HBU (11/19/17)
by opponent:	.638 (30-47), Belmont vs. JSU (1/2/14)
3PT FGs Made:	.643, Stetson (2/3/05)
by opponent:	20, Belmont vs. TSU (2/24/18)
3PT FGs Made, Half:	16, Furman (11/8/24)
3PT FG Attempts:	14, Belmont vs. UTM (1/5/17)
by opponent:	41, Belmont vs. Lipscomb (12/2/21)
	39, Arkansas State (12/20/23)
3PT FG Pct:	43, Detroit Mercy vs. HBU (11/19/17)
by opponent:	.708 (17-24), Belmont vs. JSU (1/29/15)
FT Made:	.667, Wright State (12/11/14)
by opponent:	35, Belmont vs. Morehead State (1/31/13)
	28, Chattanooga (12/18/04)
	28, Jacksonville (2/5/05)
	28, TSU (1/24/16)
FT Attempts:	32, HBU vs. Detroit Mercy (11/19/17)
by opponent:	50, Belmont v. ETSU (1/23/10)
	46, TSU (1/24/16)
FT Pct:	48, HBU vs. Detroit Mercy (11/19/17)
by opponent:	1.000 (15-15), Belmont vs. UNF (2/11/06)
	(15-15), Belmont vs. SIUE (1/23/21)
Rebounds:	.933, Gardner-Webb (1/22/04)
by opponent:	60, Belmont vs. Fisk (11/20/06)
	50, Florida Atlantic (2/7/04)
Assists:	50, Vanderbilt (11/21/03)
by opponent:	33, Belmont vs. Carson-Newman (12/11/19)
	23, Northern Iowa (1/17/24)
Steals:	20, Belmont vs. SIUE (2/19/22)
by opponent:	17, Troy State (2/15/04)
Blocks:	9, four times
	most recent vs. Lipscomb (1/31/06)
by opponent:	13, Middle Tennessee (12/10/22)
Turnovers:	23, Belmont vs. Fisk (11/20/06)
by opponent:	29, FGCU (1/28/11)
Fouls, Combined:	57 (vs. TSU) (1/24/16)
Margin of victory:	57, Belmont vs. Fisk (12/4/07)
Individual	
Points:	38, Alex Renfro vs. Jacksonville (2/28/09)
by opponent:	36, Justice Hill, Murray St (1/15/22)
	39, Corey Allen, Detroit Mercy vs. HBU (11/19/17)
FG Made:	14, Dylan Windler vs. Morehead (2/17/18)
by opponent:	12, Kevin Tiggs, ETSU (1/17/08)
FG Attempts:	24, Alex Renfro vs. Jacksonville (2/28/09)
by opponent:	23, James Florence, Mercer (1/26/09)
FG Pct:	1.000, Evan Bradds (10-10), vs. TSU (2/25/17)
by opponent:	1.000, Rob Marberry (11-11), Lipscomb (11/29/16)
3FG Made:	10, Andy Wickie, vs. GWU (2/15/07)
	10, Nick Smith vs. UTM (1/5/17)
by opponent:	8, Justice Hill, Murray St (1/15/22)
3FG Att:	14, Jesse Snyder, vs. Stetson (2/3/05)
	14, Jordan Campbell vs. MTSU (12/7/10)
by opponent:	15, Torrance Rowe, TTU (2/20/16)
3FG PCT (min 3):	1.000, Drew Windler vs. Brescia (11/26/13)
	Justin Hare, vs. Wright St (11/19/05)
FT Made:	19, Kerron Johnson vs. Morehead St. (1/31/13)
by opponent:	12, David Barlow, IUPUI (12/4/06)
	12, Josh Slater, Lipscomb (1/26/10)
	12, Corey Walden, EKU (1/25/14)
FT Att:	21, Alex Renfro vs. Jacksonville (2/28/09)
	21, Kerron Johnson vs. Morehead State (1/31/13)
by opponent:	21, Nick Muszynski vs. TSU (12/8/20)
	16, DeAndre Kane, Marshall (12/29/11)
	16, Tahjere McCall, TSU (1/24/16)
FT PCT:	1.000 (12-12) Kerron Johnson, vs. JSU (3/2/13)
Rebounds:	23, Terry Taylor, Austin Peay (2/8/20)
by Belmont:	20, Dylan Windler vs. Morehead (2/17/18)
Assists:	13, Grayson Murphy vs. UTM (1/29/22)
by opponent:	12, Patrick Miller, TSU (1/19/13)
Steals:	7, Brian Collins vs. Lipscomb (1/31/06)
	7, Kerron Johnson vs. Morehead State (1/31/13)
	7, Grayson Murphy vs. Furman (11/15/21)
	7, Ja'Kobi Gillespie vs. Berry (11/14/23)
by opponent:	7, Brian Fisk, Lipscomb (1/31/06)
	7, Rob Lewin, Troy State vs. GSU (3/4/04)
	7, Ledell Eackles, Campbell (2/17/07)
Blocked Shots:	7, Andrew Preston, vs. FAU (1/25/05)
	7, Even Brauns, vs. Murray State (1/17/23)
by opponent:	7, Calvin Henry, Mercer (1/7/07)
Top Crowds	
1. Belmont v. Vanderbilt (11/13/17)	5266
2. Belmont v. Lipscomb (1/6/12)	5227
3. Belmont v. Lipscomb (1/13/11)	5123
T4. Belmont v. Tennessee State (2/24/18)	5074
T4. Belmont v. Tennessee Tech (2/20/16)	5074
T4. Belmont v. Lipscomb (1/12/07)	5074
7. Belmont v. Vanderbilt (11/21/03)	5073
8. Belmont v. Lipscomb (2/22/08)	5072
9. Belmont v. Ohio (2/23/13)	4813
10. Belmont v. No. 24 VCU (12/1/13)	4811

## NCAA DIVISION I PROGRAM RECORDS

<b>TEAM</b>		
<b>SEASON</b>		
GAMES	36	2013-14
VICTORIES	30	2010-11
100-POINT GAMES	4	2018-19
POINTS	2876	2013-14
SCORING AVERAGE	86.9	2018-19
REBOUNDS	1275	2018-19
REBOUNDING AVG.	38.6	2018-19
FIELD GOALS	1042	2018-19
FIELD GOAL ATT.	2094	2018-19
FIELD GOAL PERC.	.498	2018-19
3-POINT FIELD GOALS	378	2017-18
3-PT. FIELD GOAL ATT.	1005	2017-18
3-PT. FIELD GOAL PERC.	.392	2013-14
FREE THROWS	587	2013-14
FREE THROW ATT.	794	2013-14
FREE THROW PERC.	.755	2001-02
ASSISTS	645	2018-19
STEALS	338	2010-11
BLOCKED SHOTS	129	2021-22

## SINGLE GAME

POINTS	
vs. TAMU-CC, 1/20/01	
POINTS VS. CONF. OPP.	
vs. SIUE, 1/23/21	
COMBINED POINTS	
Belmont (117) vs. TAMU-CC (116), 1/20/01	
VICTORY MARGIN	
Belmont (106) vs. Fisk (49), 12/4/07	
FIELD GOALS	
vs. Fisk, 12/4/07	
vs. Brescia, 11/26/13	
at UT Martin, 2/28/19	
vs. SEMO 1/6/22	
FIELD GOAL ATTEMPTS	
at Stetson, 2/21/01	
FIELD GOAL PERC.	
(31-46) at EKU, 1/26/13	
3-POINT FIELD GOALS	
vs. Tennessee State, 2/24/18	
3-POINT FIELD GOAL ATT.	
at ETSU, 12/1/05	
at UT Martin, 1/21/16	
at Tennessee Tech, 1/30/16	
at Lipscomb, 12/6/16	
3-POINT FIELD GOAL PERC.	
(11-15) at EKU, 1/26/13	
FREE THROWS	
vs. TAMU-CC, 1/20/01	
FREE THROW ATTEMPTS	
at Lipscomb, 11/8/13	
FREE THROW PERCENTAGE	
(17-17) at Jacksonville State, 1/3/13	
REBOUNDS	
vs. Fisk, 11/20/06	
ASSISTS	
vs. Carson-Newman, 12/11/19	
STEALS	
vs. SIUE 2/19/22	
BLOCKED SHOTS	
at Kennesaw State, 11/24/18	

## SINGLE-GAME OPPONENT

POINTS	
TAMU-CC, 1/20/01	
POINTS	
Stetson, 12/16/01	
FIELD GOALS	
TAMU-CC, 1/20/01	
Florida, 12/30/01	
FIELD GOAL ATTEMPTS	
Samford, 11/29/18	
FIELD GOAL PERCENTAGE	
(36-55) Jacksonville State, 2/4/02	
3-POINT FIELD GOALS	
Bradley, 1/20/24	
3-POINT FIELD GOAL ATT.	
Kennesaw State, 12/3/09	
Arkansas State, 12/20/23	
3-POINT FIELD GOAL PERC.	
Wright State, 12/11/14	
FREE THROWS	
Centenary, 1/22/01	
FREE THROW ATTEMPTS	
Tarleton State, 11/18/22	
FREE THROW PERCENTAGE	
Austin Peay, 11/27/99	
Stetson, 12/22/99	
Navy, 12/6/04	
REBOUNDS	
Saint Louis, 11/23/19	
ASSISTS	
Jacksonville State, 2/15/03	
STEALS	
Troy, 2/9/02	
BLOCKED SHOTS	
Notre Dame, 11/17/02	

## INDIVIDUAL SINGLE GAME

POINTS	42
Craig Bradshaw at Ohio, 11/29/14	
POINTS, CONF. OPP.	41
Dylan Windler at Morehead St, 2/10/19	
Ben Sheppard at Tennessee Tech, 2/5/22	
FIELD GOALS	15
Adam Mark at Gardner-Webb, 1/9/03	
Evan Bradds vs. Austin Peay, 3/4/16	
FIELD GOAL ATTEMPTS	26
Adam Sonn at Mercer, 2/7/02	
FIELD GOAL PERCENTAGE	1.000
(13-13) Evan Bradds at Evansville, 11/21/15	
3-POINT FIELD GOALS	11
Josh Goodwin at ETSU, 12/1/05	
3-POINT FIELD GOAL ATT.	19
Wes Burtner at Troy, 2/9/02	
Josh Goodwin at ETSU, 12/1/05	
117 FREE THROWS	19
Kerron Johnson vs. Morehead St., 1/31/13	
114 FREE THROW ATTEMPTS	21
233 Alex Renfro vs. Jacksonville, 2/28/09	
Kerron Johnson vs. Morehead St., 1/31/13	
57 Nick Muszynski vs. Tennessee St., 12/8/20	
42 FREE THROW PERCENTAGE	1.000
(13-13) Amanze Egekeze at TTU, 2/10/18	
REBOUNDS	21
Adam Sonn at UCF, 1/17/02	
84 Dylan Windler vs. Austin Peay, 3/8/19	
.674 ASSISTS	16
Grayson Murphy at UT Martin, 2/28/19	
20 STEALS	9
45 Kerron Johnson at Kennesaw St., 2/26/11	
BLOCKED SHOTS	8
Boomer Herndon at UNF, 2/24/07	
.733 <b>OPP. INDIVIDUAL SINGLE GAME</b>	
POINTS	36
Ronnie McCollum, Centenary, 1/22/01	
52 Ja Morant, Murray State, 3/9/19	
1.000 Justice Hill, Murray State, 1/15/22	
POINTS, CONF. OPP.	36
60 Ja Morant, Murray State, 3/9/19	
33 Justice Hill, Murray State, 1/15/22	
FIELD GOALS	14
20 Yante Maten, Georgia, 3/16/16	
9 Hassan Martin, Rhode Island, 11/25/16	
FIELD GOAL ATTEMPTS	26
Markeith Cummings, Kennesaw State, 12/3/09	
116 Tyler Hooker, Kennesaw State, 11/24/18	
FIELD GOAL PERCENTAGE	1.000
116 (11-11) Rob Marberry, Lipscomb, 11/29/16	
40 3-POINT FIELD GOALS	9
Cooper Neese, Indiana State, 3/3/23	
3-POINT FIELD GOAL ATT.	15
81 Torrance Rowe, Tennessee Tech, 2/20/16	
.655 FREE THROWS	18
Freddy Hicks, Tarleton State, 11/18/22	
18 FREE THROW ATTEMPTS	28
39 Freddy Hicks, Tarleton State, 11/18/22	
FREE THROW PERCENTAGE	1.000
(12-12) Corey Walden, EKU, 1/25/14	
REBOUNDS	24
36 Hasahn French, Saint Louis, 11/23/19	
ASSISTS	12
49 Patrick Miller, Tennessee State, 3/8/13	
1.000 STEALS	7
Rob Lewin, Troy, 1/24/03	
Brian Fisk, Lipscomb, 1/31/06	
60 Ledell Eackles, Campbell, 2/17/07	
26 Fernandez Lockett, Austin Peay, 11/17/07	
BLOCKED SHOTS	11
18 Jordan Cornette, Notre Dame, 11/17/02	
19	



## BRUIN TRACKS

The last time Belmont...

Team

Scored 100 pts: (100) at TTU 2/5/22  
 Scored under 20 pts in a half: (17) at SIU 1/1/23  
 Shot 60% or better: (.612) at Valpo 2/10/24  
 Made 40+ FG: (42) vs. SEMO 1/6/22  
 Made 15+ 3FG: (16) vs. Missouri St 2/24/24  
 Made 20+ 3FG: (20) vs. TSU 2/24/18  
 Made 30+ FT: (32) vs. SEMO 1/31/19  
 Had 50 Rebounds: (51) vs. Evansville 2/15/23  
 Forced 20 turnovers: (23) vs. UIC 1/27/24  
 Won Rebound Margin by 10+: (+14) at Lipscomb 11/12/24  
 Had two players w/ 30+ pts: at TTU 2/5/22  
 Ben Sheppard (41), Nick Muszynski (33)  
 Had 5 double figure scorers: at Air Force 11/15/24  
 Played an overtime game: at Penn 11/25/23

Player

40+ points: B. Sheppard (41) at TTU 2/5/22  
 30+ points: M. Dia (32) vs. Drake 1/7/24  
 20+ rebounds: D.Windler (21) vs. Austin Peay 3/18/19  
 10+ assists: K. Davidson vs. Missouri St 1/7/23  
 Made 15+ FG: E. Bradds (15) vs. Austin Peay 3/4/16  
 Made 10+ 3FG: N. Smith (10) vs. UTM 1/5/17  
 Had double-double: J. Pierre at Lipscomb 11/12/24  
 Had triple-double: G. Murphy (11-12-10) at SIUE 1/17/22  
 Had 20+ FTA: N. Muszynski (21) vs. TSU 12/8/21  
 Was on ESPN/ESPN2/ESPN+: vs. Missouri St 2/24/24  
 Was on CBS/CBSN: vs. Northern Iowa 1/17/24  
 Was on Fox/FS1: at Purdue 12/29/18  
 Was on TNT/TBS/Tru: vs. Maryland 3/21/19  
 Was on NBCSports/Peacock: at Saint Louis 12/7/21  
 Was on RSN: vs. Northern Iowa 3/8/24

### 1,000 POINT CLUB

#### NCAA DIVISION I ERA

Evan Bradds - 1,921  
 Ian Clark - 1,920  
 Nick Muszynski - 1,886  
 Wes Burtner - 1,833  
 Justin Hare - 1,761  
 Craig Bradshaw - 1,698  
 Dylan Windler - 1,687  
 Adam Mark - 1,574  
 Ben Sheppard - 1,516  
 J.J. Mann - 1,509  
 Keishawn Davidson - 1,406  
 Kerron Johnson - 1,388  
 Amanze Egekeze - 1,350  
 Kevin McClain - 1,279  
 Adam Sonn - 1,241  
 Steve Drabyn - 1,237  
 Andy Wicke - 1,236  
 Grayson Murphy - 1,218  
 Brian Collins - 1,199  
 Mick Hedgepeth - 1,191  
 Matthew Dotson - 1,165  
 Josh Goodwin - 1,161  
 Taylor Barnette - 1,085  
 Shane Dansby - 1,010  
 Brody Peebles - 846  
 Jonathan Pierre - 663

### MID MAJOR TOP 25 POLLS


Field of 68: --  
 CBB Review: --  
 CollegeInsider.com: --

- Career Record: 805-401
- Belmont Record: 713-346
- Naismith Memorial Basketball Hall of Fame Induction Candidate
- National Collegiate Basketball Hall of Fame Class of 2021
- 2022 Joe Lapchick Character Award Recipient
- 2022 John R. Wooden Legends of Coaching Award
- 14-time District/Conference Coach of the Year
- 3-time National Coach of the Year
- Tennessee Sports Hall of Fame Class of 2013
- Greater Knoxville Sports Hall of Fame Class of 2012
- NAIA Hall of Fame Class of 2004
- Chairman, NCAA Men's Basketball Rules' Committee, 2013-15
- 2012 NCAA Bob Frederick Sportsmanship Award
- 1994 Dr. James Naismith National Sportsmanship Award
- Namesake of Belmont University Rick Byrd Character Formation & Leadership Program

## THE RICK BYRD FILE



## THE CROCKETT CENTER FOR ATHLETIC EXCELLENCE



Belmont University Athletics officially opened the Crockett Center for Athletic Excellence on May 27, 2021 with a ribbon-cutting ceremony and celebration.

The Crockett Center for Athletic Excellence serves as the primary training home for Belmont's nationally-regarded men's and women's basketball, tennis and volleyball programs, and complements the existing game day facility at the Curb Event Center. In addition to housing two full courts for basketball and volleyball, the two-story, 45,000 square-foot facility features athletic training and strength and conditioning space, a video room with theatre-style seating, locker rooms, coaches' offices, conference rooms, equipment rooms and team lounge areas.

The NBA New Orleans Pelicans, Cleveland Cavaliers and Chicago Bulls have utilized the Crockett Center.

"The Crockett Center for Athletic Excellence is a game-changer for Belmont University Athletics. This project builds on our championship tradition and positions us favorably in attracting student-athletes who want to be part of the next chapter of Belmont's success story."

Scott Corley, Belmont VP/Director of Athletics

### BELMONT WHEN

	'24-'25 Under Alexander	
Leading at the Half	2-0	102-11
Opponent Leads at the Half	1-1	18-31
Game is Tied at the Half	0-0	1-2
Leading with five minutes to play	2-1	111-4
Opponent leads with five to play	1-0	9-39
Game is tied with five to play	0-0	1-1
Leading with a minute to play	2-1	110-2
Opponent leads with one to play	1-0	8-39
Game is tied with one to play	0-0	3-3
Outrebounding an opponent	3-0	64-8
An opponent outrebounds BU	0-1	48-34
Rebounds are equal	0-0	9-2
Committing fewer than 15 turnovers	2-1	91-34
Committing 15 or more turnovers	1-0	30-10
Forcing 15 or more turnovers	0-0	59-8
Forcing fewer than 15 turnovers	3-1	62-36
Shooting less than .300 from the floor	0-0	1-5
Shooting .300-.399 from the floor	0-0	5-15
Shooting .400-.499 from the floor	1-0	50-23
Shooting .500 or better from the floor	2-1	65-6
Opponent shoots less than .300	0-0	4-0
Opponent shoots .300-.399	1-0	42-3
Opponent shoots .400-.499	2-1	65-14
Opponent shoots .500 or better	0-0	10-25
Shooting less than .300 from 3-pt	0-0	26-21
Shooting .300-.399 from 3-pt	1-1	43-12
Shooting .400-.499 from 3-pt	2-0	42-10
Shooting .500 or better from 3-pt	0-0	10-1

	'24-'25 Under Alexander	
Opponent shoots less than .300 from 3-pt	2-0	60-7
Opponent shoots .300-.399 from 3-pt	1-0	39-14
Opponent shoots .400-.499 from 3-pt	0-1	19-15
Opponent shoots .500 or better from 3-pt	0-0	3-8
Attempt 25 or more 3-pt. FGs	3-0	70-25
Attempt fewer than 25 3-pt. FGs	0-1	51-19
Shooting .700 or better from FT line	2-0	81-19
Shooting less than .700 from FT line	1-1	40-25
Opponent shoots .700 or better from FT	2-1	55-28
Opponent shoots less than .700 from FT	1-0	66-16
Attempt 25 or more free throws	0-0	12-5
Attempt fewer than 25 free throws	3-1	109-39
Scoring 70 or more points	3-1	109-26
Scoring fewer than 70 points	0-0	12-18
Scoring 40-49 points	0-0	1-2
Scoring 50-59 points	0-0	0-5
Scoring 60-69 points	0-0	11-11
Scoring 70-79 points	1-1	43-16
Scoring 80-89 points	1-0	36-8
Scoring 90-99 points	1-0	22-2
Scoring 100+ points	0-0	7-0
Game margin is six points or less	1-1	27-12
Game margin is 7-9 points	1-0	18-7
Game margin is 10-15 points	0-0	29-15
Game margin is 16-19 points	0-0	9-2
Game margin is 20+ points	1-0	38-8
Game decided in overtime	0-0	4-2
Record Breakdown		
By Month		
November	3-1	25-13
December	0-0	24-5
January	0-0	32-13
February	0-0	23-8
March	0-0	6-5
By Day		
Monday	1-0	11-2
Tuesday	1-0	8-5
Wednesday	0-0	21-6
Thursday	0-0	25-5
Friday	1-1	6-9
Saturday	0-0	43-12
Sunday	0-0	7-5



@BelmontMBB



@belmont\_mbb

GAME NOTES



# CASEY ALEXANDER HEAD COACH



Casey Alexander was introduced as the 10th head men's basketball coach in program history Wednesday, April 10, 2019.

He begins his sixth season as head coach in 2024-25.

Alexander's first five seasons as head coach at Belmont - succeeding hall of fame coach Rick Byrd - have been extraordinary.

Belmont's 118 victories since the start of the 2019-20 season rank tied for 13th nationally with Creighton, St. Mary's (CA), and Utah State - more than Alabama, Illinois, Auburn and Tennessee and among the likes of Gonzaga, Houston, Kansas and Purdue.

Belmont posted another 20-win season in 2023-24, joining the exclusive company of Gonzaga, Kansas and Oregon as programs to win 20 or more games in 14 consecutive seasons.

Alexander has also posted eight consecutive 20-win seasons himself (dating back to his tenure at Lipscomb) - one of only six active NCAA Division I head coaches, joining Dana Altman, Mark Few, Greg McDermott, Kelvin Sampson and Bill Self.

Alexander also has one of the best conference records in the nation over the last eight seasons, 109-31 (.779).

Belmont finished Top 3 in the Missouri Valley Conference in 10 statistical categories in 2023-24, and ranked among national leaders in 3-point field goal percentage, effective field goal percentage, assists and scoring offense.

Belmont has posted 17 all-conference honorees during Alexander's tenure, including three in 2023-24.

With two-time all-conference guard Ben Sheppard selected No. 26 by the Indiana Pacers in the 2023 NBA Draft, Belmont is among exclusive company with two or more first-round selections in the NBA Draft over the last five years.

Despite graduating program legends Grayson Murphy and Nick Muszynski and seven of the Bruins' top eight scorers, Alexander led Belmont to a 21-11 record in its inaugural season in the always-competitive Missouri Valley Conference.

Belmont earned season sweeps of regular season champion Bradley and 2022 regular season champion Northern Iowa.

Belmont's 14 conference victories also represented the most league victories in the nation for any program in its first year in a new league since 2016.

Sheppard, Drew Friberg, Ja'Kobi Gillespie and Cade Tyson earned MVC conference honors.

Belmont ranked Top 50 nationally in eight statistical categories, including seventh in 3-point field goal percentage and 17th in effective field goal percentage.

Alexander was also named finalist for the Skip Prosser Man of the Year Award for the third time, an award he received in 2018.

He joined the exclusive company of Mark Few, Tom

Izzo and Jay Wright as the only coaches in America to win 100 or more games and win four consecutive conference championships from 2018-21.

Belmont has earned national Top 25 poll votes to 11 of the last 13 seasons, while finishing the season ranked Top 100 12 consecutive seasons - joining the likes of Gonzaga, Saint Mary's (CA), San Diego State and Wichita State outside the autonomous conferences.

Following another impressive campaign, Belmont finished its decade in the Ohio Valley Conference with an 81-5 record at the Curb Event Center in league games. The Bruins finished first or second in conference standings 17 consecutive seasons (12 first, 5 second) before placing third in its inaugural Missouri Valley Conference season.

Belmont finished the 2021-22 season with a 25-8 record, and joined Saint Mary's (CA) and San Francisco as one of three programs (outside traditional multi-bid conferences) to earn at-large bids to the NCAA Tournament and National Invitation Tournament over the last 15 years.

The Bruins played one of the nation's toughest non-conference schedules, earning victories over four programs receiving national Top 25 votes - including Drake and Iona - en route to the ESPN Events Invitational Championship game, broadcast by Jon Sciambi and Dick Vitale.

Nick Muszynski, Grayson Murphy and Ben Sheppard earned First Team All-OVC and NABC All-District honors.

In 2020-21, Belmont went 26-4, which included 21 consecutive victories, an OVC-record 30 consecutive conference victories (over two seasons, including tournament), national Top 25 poll votes eight consecutive weeks and the program's 12th regular season conference championship in 16 years.

Belmont also entered Selection Sunday with the most wins in America (26, Gonzaga).

The 1995 Belmont graduate was named 2021 Tennessee Sports Writers Association (TSWA) Men's Basketball Coach of the Year, was a candidate for the Naismith Men's Coach of the Year, and finalist for the Hugh Durham National Coach of the Year Award and the Jim Phelan National Coach of the Year Award.

Nick Muszynski and Grayson Murphy earned several national honors, while Luke Smith was named All-OVC Newcomer Team and CoSIDA Academic All-American.

Alexander led Belmont to Ohio Valley Conference regular season and tournament titles in 2020, and the program's ninth NCAA Tournament bid since 2006.

Alexander's 26 victories represented the most by any first-year head coach in NCAA Division I in 2019-20, and Belmont's victory at Boston College became the latest Power 5 Conference conquest.

Adam Kunkel, Grayson Murphy and Nick Muszynski earned All-OVC First Team honors, marking the third consecutive year Belmont had three players earn first team all-conference honors in the same season.

Moreover, Murphy joined NBA Champion Ian Clark as the second Belmont player of the program's NCAA Division I era to earn conference defensive player of the year honors.

One of the most instrumental contributors to Belmont's ascension to national prominence in NCAA Division I and NAIA, Alexander spent six seasons as head coach at Lipscomb University.

Alexander led Lipscomb to a 29-8 record in 2018-19, rewriting the program's record book from total wins, national Top 25 poll votes and top 50 ranking in the inaugural NET ranking system. The Bisons won the Atlantic Sun Conference regular season championship and defeated Davidson, UNC Greensboro, North Carolina State and Wichita State in succession during an historic run to the 2019 Postseason NIT Championship game.

Earlier in the season, Lipscomb defeated No. 18 TCU for the program's first-ever victory over a nationally ranked opponent.

Prior to Lipscomb, Alexander spent two seasons as head coach at Stetson University. Inheriting a program that spent the previous decade under .500, Alexander led the Hatters to an 11-7 conference mark in Year 2, equaling the most league wins for Stetson since 1987.

Alexander spent two decades at Belmont: first as a player and later as a member of Rick Byrd's coaching staff.

A product of nearby Brentwood Academy, Alexander played point guard for Byrd at Belmont from 1991-95. He compiled a 119-25 record as a player, and helped lead Belmont to the top of the NAIA. As a senior in 1995, Alexander directed the then-Rebels to a 37-2 record, a No. 1 national ranking and an appearance in the NAIA National Semifinals.

From there, he spent 16 seasons as part of Byrd's coaching staff. Belmont won 287 games with Alexander on staff. Over Alexander's final eight seasons, the Bruins tallied 172 victories, six postseason appearances (four NCAA Tournaments, one NIT, one CIT), four Atlantic Sun Conference regular season championships, four Atlantic Sun Conference tournament titles, a remarkable 132-41 record in Atlantic Sun play, and road victories over Missouri, Alabama, and Cincinnati.

Alexander's final season as a Byrd assistant in 2011 was arguably the finest in program history; Belmont went 30-5 and led the nation in scoring margin.

Alexander played an integral role in the recruitment and development of Belmont standouts, such as NBA Champion Ian Clark ('13), Kerron Johnson ('13), Drew Hanlen ('12), Alex Renfro ('09) and Justin Hare ('08).

Alexander was inducted into the Belmont University Athletic Hall of Fame in 2005.

He received a bachelor's degree in physical education from Belmont in 1995 and a master's degree in sports management from Austin Peay in 1996.

Alexander and his wife, the former Sunni Dixon, also a 1995 Belmont graduate, are the parents of three children: Allie, Reed and Mason.

## CAREER RECORD | YEAR-BY-YEAR

SEASON	RECORD	CONF.	FINISH	CHAMPIONSHIPS	NOTES
STETSON					
2011-12	9-20	6-12	T-8 <sup>th</sup>	--	--
2012-13	15-16	11-7	3 <sup>rd</sup>	--	Most ASUN wins since 1987
LIPSCOMB					
2013-14	15-15	10-8	T-4 <sup>th</sup>	--	--
2014-15	14-17	7-7	T-4 <sup>th</sup>	--	--
2016-16	12-21	7-7	T-5 <sup>th</sup>	--	--
2016-17	20-13	11-3	2 <sup>nd</sup>	--	School's First 20-win season since 2006
2017-18	23-10	10-4	2 <sup>nd</sup>	ASUN Tournament Champions	NCAA First Round
2018-19	29-8	15-3	1 <sup>st</sup>	ASUN Reg. Season Champions	Postseason NIT Finalist
BELMONT					
2019-20	26-7	15-3	1 <sup>st</sup>	OVC Reg. Season & Tournament Champions	NCAA (Canceled)
2020-21	26-4	18-2	1 <sup>st</sup>	OVC Reg. Season Champions	Paradise Jam Champions
2021-22	25-8	15-3	2 <sup>nd</sup>	--	Postseason NIT
2022-23	21-11	14-6	T-3 <sup>rd</sup>	--	--
2023-24	20-13	12-8	T-4 <sup>th</sup>	--	--
2024-25	3-1	--	--	--	--
OVERALL	258-164 (.611)	151-72 (.677)			





Belmont Men's Basketball  
Individual Career Summaries  
All games

Page 1/8  
as of Nov 16, 2024

BRACCIA, Aidan

				Field Goals		3-Point		F-Throws		Rebounds									Scoring	
SEASON	TEAM	GP-GS	MIN/AVG	FG-FGA	FG%	3FG-3FGA	3FG%	FT-FTA	FT%	OFF	DEF	TOT	AVG	PF-FO	A	TO	BLK	STL	PTS	AVG
2022-23	BEL	8-0	18/2.2	1-6	.167	0-5	.000	2-4	.500	0	3	3	0.4	2-0	0	1	0	1	4	0.5
2024-25	BEL	1-0	5/4.7	1-1	1.000	1-1	1.000	0-0	.000	0	0	0	0.0	0-0	0	0	0	0	3	3.0
TOTAL		9-0	22/2.5	2-7	.286	1-6	.167	2-4	.500	0	3	3	0.3	2-0	0	1	0	1	7	0.8

Single Game Highs

Statistic	Value	
Points	3	vs Maryville (TN) 11/04/24
Rebounds	1	vs Evansville 02/15/23, vs Samford 12/21/22, vs Trevecca Nazarene 12/06/22
Steals	1	vs UIC 02/11/23
FG Made	1	vs UIC 02/11/23, vs Maryville (TN) 11/04/24
FG Attempts	2	vs UIC 02/11/23, vs Howard 11/21/22
3FG Made	1	vs Maryville (TN) 11/04/24
3FG Attempts	2	vs Howard 11/21/22
FT Made	1	vs Trevecca Nazarene 12/06/22, vs Samford 12/21/22
FT Attempts	2	vs Trevecca Nazarene 12/06/22, vs Samford 12/21/22

DYKSTRA, Jake

				Field Goals		3-Point		F-Throws		Rebounds										Scoring	
SEASON	TEAM	GP-GS	MIN/AVG	FG-FGA	FG%	3FG-3FGA	3FG%	FT-FTA	FT%	OFF	DEF	TOT	AVG	PF-FO	A	TO	BLK	STL	PTS	AVG	
2022-23	BEL	9-0	22/2.4	1-7	.143	1-5	.200	1-2	.500	1	4	5	0.6	1-0	1	4	0	0	4	0.4	
2023-24	BEL	23-0	118/5.1	7-23	.304	7-19	.368	0-2	.000	5	17	22	1.0	11-0	4	6	0	4	21	0.9	
2024-25	BEL	2-0	19/9.5	1-3	.333	0-2	.000	0-0	.000	0	0	0	0.0	2-0	1	0	1	0	2	1.0	
TOTAL		34-0	159/4.7	9-33	.273	8-26	.308	1-4	.250	6	21	27	0.8	14-0	6	10	1	4	27	0.8	

Single Game Highs

Statistic	Value	
Points	9	vs Berry 11/14/23
Rebounds	5	vs Berry 11/14/23, at UIC 02/18/24
Assists	1	6 times
Steals	2	vs Valparaiso 03/07/24
Blocks	1	vs Maryville (TN) 11/04/24
FG Made	3	vs Berry 11/14/23
FG Attempts	6	vs Berry 11/14/23
3FG Made	3	vs Berry 11/14/23
3FG Attempts	6	vs Berry 11/14/23
FT Made	1	vs Howard 11/21/22
FT Attempts	2	vs Howard 11/21/22, vs Berry 11/14/23



Belmont Men's Basketball  
Individual Career Summaries  
All games

Page 2/8  
as of Nov 16, 2024

LUNDBLADE, Tyler

				Field Goals		3-Point		F-Throws		Rebounds									Scoring	
SEASON	TEAM	GP-GS	MIN/AVG	FG-FGA	FG%	3FG-3FGA	3FG%	FT-FTA	FT%	OFF	DEF	TOT	AVG	PF-FO	A	TO	BLK	STL	PTS	AVG
2022-23	TCU	9-0	24/2.6	1-5	.200	0-2	.000	1-2	.500	0	3	3	0.3	4-0	2	0	0	0	3	0.3
2023-24	TCU	6-0	28/4.6	1-5	.200	1-5	.200	2-2	1.000	0	2	2	0.3	1-0	1	3	0	1	5	0.8
2024-25	BEL	4-0	64/15.9	9-17	.529	7-14	.500	6-7	.857	2	4	6	1.5	3-0	5	1	1	1	31	7.8
TOTAL FOR BEL		4-0	64/15.9	9-17	.529	7-14	.500	6-7	.857	2	4	6	1.5	3-0	5	1	1	1	31	7.8
TOTAL		19-0	115/6.1	11-27	.407	8-21	.381	9-11	.818	2	9	11	0.6	8-0	8	4	1	2	39	2.1

Single Game Highs

Statistic	Value	
Points	14	vs Maryville (TN) 11/04/24
Rebounds	3	at Air Force 11/15/24
Assists	2	at Air Force 11/15/24
Steals	1	vs Mississippi Val. 11/17/23, vs Maryville (TN) 11/04/24
Blocks	1	vs Maryville (TN) 11/04/24
FG Made	4	vs Maryville (TN) 11/04/24
FG Attempts	6	vs Furman 11/08/24
3FG Made	4	vs Maryville (TN) 11/04/24
3FG Attempts	4	at Air Force 11/15/24, vs Furman 11/08/24, vs Maryville (TN) 11/04/24
FT Made	4	at Air Force 11/15/24
FT Attempts	5	at Air Force 11/15/24

MILLER, Win

				Field Goals		3-Point		F-Throws		Rebounds									Scoring	
SEASON	TEAM	GP-GS	MIN/AVG	FG-FGA	FG%	3FG-3FGA	3FG%	FT-FTA	FT%	OFF	DEF	TOT	AVG	PF-FO	A	TO	BLK	STL	PTS	AVG
2023-24	BEL	28-0	217/7.8	24-56	.429	6-27	.222	6-11	.545	0	18	18	0.6	15-0	18	16	1	3	60	2.1
2024-25	BEL	3-0	35/11.5	0-3	.000	0-2	.000	2-2	1.000	0	4	4	1.3	2-0	6	3	0	0	2	0.7
TOTAL		31-0	252/8.1	24-59	.407	6-29	.207	8-13	.615	0	22	22	0.7	17-0	24	19	1	3	62	2.0

Single Game Highs

Statistic	Value	
Points	17	vs Berry 11/14/23
Rebounds	3	vs Berry 11/14/23, vs Maryville (TN) 11/04/24
Assists	5	vs Maryville (TN) 11/04/24
Steals	1	at Furman 11/10/23, vs Illinois St. 01/10/24, vs UIC 01/27/24
Blocks	1	vs Illinois St. 01/10/24
FG Made	8	vs Berry 11/14/23
FG Attempts	10	vs Berry 11/14/23
3FG Made	1	6 times
3FG Attempts	3	4 times
FT Made	3	vs Illinois St. 01/10/24
FT Attempts	4	vs Illinois St. 01/10/24





Belmont Men's Basketball  
Individual Career Summaries  
All games

Page 3/8  
as of Nov 16, 2024

NOYES, Aidan

				Field Goals		3-Point		F-Throws		Rebounds										Scoring	
SEASON	TEAM	GP-GS	MIN/AVG	FG-FGA	FG%	3FG-3FGA	3FG%	FT-FTA	FT%	OFF	DEF	TOT	AVG	PF-FO	A	TO	BLK	STL	PTS	AVG	
2022-23	UR	12-0	52/4.3	9-15	.600	4-7	.571	2-2	1.000	2	5	7	0.6	1-0	0	0	0	2	24	2.0	
2023-24	UR	15-7	153/10.2	17-38	.447	9-25	.360	1-1	1.000	4	33	37	2.5	11-0	1	3	3	5	44	2.9	
2024-25	BEL	4-1	79/19.6	5-12	.417	2-8	.250	0-0	.000	2	13	15	3.8	5-0	2	2	0	2	12	3.0	
TOTAL FOR BEL		4-1	79/19.6	5-12	.417	2-8	.250	0-0	.000	2	13	15	3.8	5-0	2	2	0	2	12	3.0	
TOTAL		31-8	284/9.2	31-65	.477	15-40	.375	3-3	1.000	8	51	59	1.9	17-0	3	5	3	9	80	2.6	

Single Game Highs

Statistic	Value	
Points	9	at Saint Joseph's 03/01/23, vs Maryville (TN) 11/04/24
Rebounds	8	vs William & Mary 12/02/23, vs Maryville (TN) 11/04/24
Assists	2	vs Maryville (TN) 11/04/24
Steals	1	9 times
Blocks	3	vs UNLV 11/21/23
FG Made	4	vs Maryville (TN) 11/04/24
FG Attempts	9	vs William & Mary 12/02/23
3FG Made	2	vs FDU 12/13/22, vs VMI 11/06/23, at UNI 12/06/23
3FG Attempts	6	vs William & Mary 12/02/23
FT Made	2	at Saint Joseph's 03/01/23
FT Attempts	2	at Saint Joseph's 03/01/23

ORME, Sam

				Field Goals		3-Point		F-Throws		Rebounds									Scoring	
SEASON	TEAM	GP-GS	MIN/AVG	FG-FGA	FG%	3FG-3FGA	3FG%	FT-FTA	FT%	OFF	DEF	TOT	AVG	PF-FO	A	TO	BLK	STL	PTS	AVG
2024-25	BEL	4-2	73/18.3	16-28	.571	11-16	.688	2-2	1.000	7	15	22	5.5	6-0	7	5	5	1	45	11.3
TOTAL		4-2	73/18.3	16-28	.571	11-16	.688	2-2	1.000	7	15	22	5.5	6-0	7	5	5	1	45	11.3

Single Game Highs

Statistic	Value	
Points	15	vs Maryville (TN) 11/04/24
Rebounds	8	at Air Force 11/15/24
Assists	3	at Air Force 11/15/24
Steals	1	at Lipscomb 11/12/24
Blocks	3	at Lipscomb 11/12/24
FG Made	5	at Air Force 11/15/24, vs Maryville (TN) 11/04/24
FG Attempts	10	at Lipscomb 11/12/24
3FG Made	4	at Lipscomb 11/12/24
3FG Attempts	7	at Lipscomb 11/12/24
FT Made	2	vs Maryville (TN) 11/04/24
FT Attempts	2	vs Maryville (TN) 11/04/24



Belmont Men's Basketball  
Individual Career Summaries  
All games

Page 4/8  
as of Nov 16, 2024

PEEBLES, Brody

				Field Goals		3-Point		F-Throws		Rebounds										Scoring	
SEASON	TEAM	GP-GS	MIN/AVG	FG-FGA	FG%	3FG-3FGA	3FG%	FT-FTA	FT%	OFF	DEF	TOT	AVG	PF-FO	A	TO	BLK	STL	PTS	AVG	
2021-22	Lib	33-3	547/16.6	67-150	.447	25-63	.397	19-28	.679	4	59	63	1.9	29-0	40	27	5	10	178	5.4	
2022-23	Lib	36-0	603/16.8	95-201	.473	45-109	.413	32-36	.889	10	56	66	1.8	37-1	20	25	3	9	267	7.4	
2023-24	Lib	32-3	683/21.3	128-282	.454	45-134	.336	42-48	.875	17	44	61	1.9	32-0	22	25	0	9	343	10.7	
2024-25	BEL	4-4	105/26.4	24-54	.444	6-25	.240	4-4	1.000	0	1	1	0.3	4-0	6	5	0	2	58	14.5	
TOTAL FOR BEL		4-4	105/26.4	24-54	.444	6-25	.240	4-4	1.000	0	1	1	0.3	4-0	6	5	0	2	58	14.5	
TOTAL		105-10	1938/18.5	314-687	.457	121-331	.366	97-116	.836	31	160	191	1.8	102-1	88	82	8	30	846	8.1	

Single Game Highs

Statistic	Value	
Points	26	vs Furman 11/08/24
Rebounds	7	vs Carver 12/13/21
Assists	4	vs North Ala. 01/27/22, vs Boyce 12/31/21, vs Mid-Atlantic Christ. 12/21/22
Steals	3	vs Boyce 12/31/21, vs Louisiana Tech 02/10/24
Blocks	1	8 times
FG Made	12	vs Furman 11/08/24
FG Attempts	18	vs Furman 11/08/24
3FG Made	6	vs Southern Miss. 11/18/22
3FG Attempts	11	vs St. Andrews 12/16/23
FT Made	7	vs Middle Tenn. 02/08/24
FT Attempts	7	vs Middle Tenn. 02/08/24





Belmont Men's Basketball  
Individual Career Summaries  
All games

Page 5/8  
as of Nov 16, 2024

**PIERRE, Jonathan**

				Field Goals		3-Point		F-Throws		Rebounds										Scoring	
SEASON	TEAM	GP-GS	MIN/AVG	FG-FGA	FG%	3FG-3FGA	3FG%	FT-FTA	FT%	OFF	DEF	TOT	AVG	PF-FO	A	TO	BLK	STL	PTS	AVG	
2021-22	Nova	27-0	322/11.9	37-94	.394	24-71	.338	14-16	.875	10	32	42	1.6	21-0	19	15	3	10	112	4.1	
2022-23	Nova	35-21	809/23.1	174-348	.500	64-160	.400	93-113	.823	39	144	183	5.2	75-2	114	61	16	24	505	14.4	
2023-24	Mem	19-1	116/6.1	12-32	.375	8-22	.364	3-7	.429	3	10	13	0.7	8-0	4	8	1	5	35	1.8	
2024-25	BEL	4-2	81/20.1	15-36	.417	5-14	.357	1-2	.500	4	23	27	6.8	8-0	7	5	1	0	36	9.0	
TOTAL FOR BEL		4-2	81/20.1	15-36	.417	5-14	.357	1-2	.500	4	23	27	6.8	8-0	7	5	1	0	36	9.0	
TOTAL		85-24	1328/15.6	238-510	.467	101-267	.378	111-138	.804	56	209	265	3.1	112-2	144	89	21	39	688	8.1	

**Single Game Highs**

Statistic	Value	
Points	27	vs Fla. Memorial 12/13/22
Rebounds	12	at Tampa 02/18/23
Assists	10	vs Rollins 01/25/23
Steals	2	9 times
Blocks	2	vs Barry 02/15/23, vs Embry-Riddle (FL) 03/05/23, vs Francis Marion 11/26/22
FG Made	10	vs Fla. Memorial 12/13/22, vs Tampa 01/11/23
FG Attempts	18	vs Tampa 01/11/23
3FG Made	5	at Lynn 11/30/22, vs CSUSB 03/23/23
3FG Attempts	9	vs Alabama Huntsville 03/14/23
FT Made	8	at Barry 01/07/23, vs Lynn 01/21/23
FT Attempts	9	at Barry 01/07/23

**ROBBINS, Keith**

				Field Goals		3-Point		F-Throws		Rebounds									Scoring	
SEASON	TEAM	GP-GS	MIN/AVG	FG-FGA	FG%	3FG-3FGA	3FG%	FT-FTA	FT%	OFF	DEF	TOT	AVG	PF-FO	A	TO	BLK	STL	PTS	AVG
2023-24	BEL	9-0	29/3.2	4-9	.444	4-8	.500	0-0	.000	0	1	1	0.1	3-0	0	1	2	1	12	1.3
2024-25	BEL	1-0	4/3.8	0-1	.000	0-1	.000	0-0	.000	0	0	0	0.0	0-0	0	0	0	1	0	0.0
TOTAL		10-0	33/3.3	4-10	.400	4-9	.444	0-0	.000	0	1	1	0.1	3-0	0	1	2	2	12	1.2

**Single Game Highs**

Statistic	Value	
Points	6	at Indiana St. 01/13/24, vs Valparaiso 03/07/24
Rebounds	1	vs Valparaiso 03/07/24
Steals	1	at Indiana St. 01/13/24, vs Maryville (TN) 11/04/24
Blocks	1	at Drake 02/21/24, at Murray St. 02/28/24
FG Made	2	at Indiana St. 01/13/24, vs Valparaiso 03/07/24
FG Attempts	4	vs Valparaiso 03/07/24
3FG Made	2	at Indiana St. 01/13/24, vs Valparaiso 03/07/24
3FG Attempts	3	at Indiana St. 01/13/24, vs Valparaiso 03/07/24



Belmont Men's Basketball  
Individual Career Summaries  
All games

Page 6/8  
as of Nov 16, 2024

ROGERS, Brigham

				Field Goals		3-Point		F-Throws		Rebounds									Scoring	
SEASON	TEAM	GP-GS	MIN/AVG	FG-FGA	FG%	3FG-3FGA	3FG%	FT-FTA	FT%	OFF	DEF	TOT	AVG	PF-FO	A	TO	BLK	STL	PTS	AVG
2023-24	BEL	33-9	587/17.8	58-102	.569	3-9	.333	42-77	.545	41	55	96	2.9	75-3	32	43	26	24	161	4.9
2024-25	BEL	4-4	77/19.4	8-17	.471	0-0	.000	8-14	.571	6	10	16	4.0	9-0	3	4	1	3	24	6.0
TOTAL		37-13	664/17.9	66-119	.555	3-9	.333	50-91	.549	47	65	112	3.0	84-3	35	47	27	27	185	5.0

Single Game Highs

Statistic	Value	
Points	15	vs Valparaiso 03/07/24
Rebounds	7	vs Valparaiso 12/02/23, vs Furman 11/08/24
Assists	3	vs Lipscomb 12/06/23, vs Southern Ill. 02/14/24
Steals	3	vs Indiana St. 01/31/24, vs Valparaiso 03/07/24
Blocks	4	vs Berry 11/14/23, at Illinois St. 01/23/24
FG Made	6	vs Evansville 03/03/24, vs Valparaiso 03/07/24
FG Attempts	9	vs Evansville 03/03/24
3FG Made	1	at Arizona 11/17/23, vs Lafayette 11/26/23, at Murray St. 02/28/24
3FG Attempts	2	vs Lafayette 11/26/23
FT Made	5	vs Lafayette 11/26/23
FT Attempts	7	vs Berry 11/14/23, vs Valparaiso 03/07/24, at Air Force 11/15/24

SCHARNOWSKI, Drew

				Field Goals		3-Point		F-Throws		Rebounds									Scoring	
SEASON	TEAM	GP-GS	MIN/AVG	FG-FGA	FG%	3FG-3FGA	3FG%	FT-FTA	FT%	OFF	DEF	TOT	AVG	PF-FO	A	TO	BLK	STL	PTS	AVG
2024-25	BEL	4-0	57/14.2	9-12	.750	0-1	.000	3-5	.600	7	5	12	3.0	12-0	4	5	1	0	21	5.3
TOTAL		4-0	57/14.2	9-12	.750	0-1	.000	3-5	.600	7	5	12	3.0	12-0	4	5	1	0	21	5.3

Single Game Highs

Statistic	Value	
Points	12	at Lipscomb 11/12/24
Rebounds	5	vs Maryville (TN) 11/04/24
Assists	4	vs Maryville (TN) 11/04/24
Blocks	1	at Lipscomb 11/12/24
FG Made	6	at Lipscomb 11/12/24
FG Attempts	8	at Lipscomb 11/12/24
3FG Attempts	1	at Lipscomb 11/12/24
FT Made	3	vs Maryville (TN) 11/04/24
FT Attempts	4	vs Maryville (TN) 11/04/24



Belmont Men's Basketball  
Individual Career Summaries  
All games

Page 7/8  
as of Nov 16, 2024

WALKER, Isaiah

				Field Goals		3-Point		F-Throws		Rebounds										Scoring	
SEASON	TEAM	GP-GS	MIN/AVG	FG-FGA	FG%	3FG-3FGA	3FG%	FT-FTA	FT%	OFF	DEF	TOT	AVG	PF-FO	A	TO	BLK	STL	PTS	AVG	
2022-23	BEL	31-1	276/8.9	24-58	.414	11-32	.344	6-8	.750	11	38	49	1.6	17-0	9	7	0	12	65	2.1	
2023-24	BEL	33-23	915/27.7	72-171	.421	28-88	.318	23-37	.622	29	128	157	4.8	54-0	64	32	0	26	195	5.9	
2024-25	BEL	4-4	120/30.0	17-29	.586	4-8	.500	11-14	.786	8	17	25	6.3	3-0	15	4	2	5	49	12.3	
TOTAL		68-28	1311/19.3	113-258	.438	43-128	.336	40-59	.678	48	183	231	3.4	74-0	88	43	2	43	309	4.5	

Single Game Highs

Statistic	Value	
Points	19	vs Maryville (TN) 11/04/24
Rebounds	11	at Drake 02/21/24
Assists	6	at Air Force 11/15/24
Steals	5	vs Arkansas St. 12/20/23
Blocks	1	at Air Force 11/15/24, vs Furman 11/08/24
FG Made	8	vs Maryville (TN) 11/04/24
FG Attempts	11	vs Maryville (TN) 11/04/24
3FG Made	3	4 times
3FG Attempts	5	at Evansville 01/25/23, at Drake 02/21/24
FT Made	7	at Air Force 11/15/24
FT Attempts	8	at Air Force 11/15/24





Belmont Men's Basketball  
Individual Career Summaries  
All games

Page 8/8  
as of Nov 16, 2024

WHITT, Carter

SEASON	TEAM	GP-GS	MIN/AVG	Field Goals		3-Point		F-Throws		Rebounds									Scoring	
				FG-FGA	FG%	3FG-3FGA	3FG%	FT-FTA	FT%	OFF	DEF	TOT	AVG	PF-FO	A	TO	BLK	STL	PTS	AVG
2020-21	WF	19-10	424/22.3	35-107	.327	14-42	.333	6-9	.667	3	38	41	2.2	27-0	51	52	0	13	90	4.7
2021-22	WF	31-3	369/11.9	21-73	.288	9-41	.220	3-7	.429	3	47	50	1.6	15-0	46	41	2	8	54	1.7
2022-23	Furman	29-0	358/12.3	27-89	.303	15-58	.259	4-9	.444	5	42	47	1.6	17-0	60	36	3	11	73	2.5
2023-24	Furman	33-15	778/23.6	96-243	.395	24-89	.270	44-52	.846	18	84	102	3.1	51-2	117	64	5	41	260	7.9
2024-25	BEL	3-3	82/27.4	17-29	.586	5-9	.556	4-7	.571	1	8	9	3.0	9-0	11	7	0	3	43	14.3
TOTAL FOR BEL		3-3	82/27.4	17-29	.586	5-9	.556	4-7	.571	1	8	9	3.0	9-0	11	7	0	3	43	14.3
TOTAL		115-31	2011/17.5	196-541	.362	67-239	.280	61-84	.726	30	219	249	2.2	119-2	285	200	10	76	520	4.5

Single Game Highs

Statistic	Value	
Points	23	at UNC Greensboro 01/03/24
Rebounds	8	at Coastal Carolina 11/17/23, at Tulane 12/14/23
Assists	10	vs Bob Jones 12/09/23, vs The Citadel 01/10/24, at VMI 02/08/23
Steals	4	vs ETSU 01/13/24, vs Western Caro. 01/20/24, vs North Greenville 11/07/22
Blocks	2	vs Anderson (SC) 12/19/22
FG Made	8	at VMI 01/17/24
FG Attempts	20	at UNC Greensboro 01/03/24
3FG Made	5	at VMI 01/17/24
3FG Attempts	9	at Coastal Carolina 11/17/23, at UNC Greensboro 01/03/24
FT Made	12	at UNC Greensboro 01/03/24
FT Attempts	13	at UNC Greensboro 01/03/24



# 2024-25 Belmont Men's Basketball Combined Team Statistics All games

Page 1/1  
as of Nov 16, 2024

## Game Records

Record	Overall	Home	Away	Neutral
ALL GAMES	3-1	1-1	2-0	0-0
CONFERENCE	0-0	0-0	0-0	0-0
NON-CONFERENCE	3-1	1-1	2-0	0-0

## Score by Periods

Team	1st	2nd	OT	TOT
Belmont	144	182	0	326
Opponents	149	147	0	296

## Team Box Score

No.	Player				Total		3-Point		F-Throw		Rebounds											
		GP-GS	MIN	AVG	FG-FGA	FG%	3FG-3FGA	3FG%	FT-FTA	FT%	OFF	DEF	TOT	AVG	PF	DQ	A	TO	BLK	STL	PTS	AVG
1	PEEBLES, Brody	4-4	105:27	26.4	24-54	.444	6-25	.240	4-4	1.000	0	1	1	0.3	4	0	6	5	0	2	58	14.5
2	WHITT, Carter	3-3	82:18	27.4	17-29	.586	5-9	.556	4-7	.571	1	8	9	3.0	9	0	11	7	0	3	43	14.3
7	WALKER, Isaiah	4-4	119:54	30.0	17-29	.586	4-8	.500	11-14	.786	8	17	25	6.3	3	0	15	4	2	5	49	12.3
14	ORME, Sam	4-2	73:06	18.3	16-28	.571	11-16	.688	2-2	1.000	7	15	22	5.5	6	0	7	5	5	1	45	11.3
3	PIERRE, Jonathan	4-2	80:34	20.1	15-36	.417	5-14	.357	1-2	.500	4	23	27	6.8	8	0	7	5	1	0	36	9.0
8	LUNDBLADE, Tyler	4-0	63:34	15.9	9-17	.529	7-14	.500	6-7	.857	2	4	6	1.5	3	0	5	1	1	1	31	7.8
21	ROGERS, Brigham	4-4	77:25	19.4	8-17	.471	0-0	.000	8-14	.571	6	10	16	4.0	9	0	3	4	1	3	24	6.0
11	SCHARNOWSKI, Drew	4-0	56:60	14.2	9-12	.750	0-1	.000	3-5	.600	7	5	12	3.0	12	0	4	5	1	0	21	5.3
4	NOYES, Aidan	4-1	78:33	19.6	5-12	.417	2-8	.250	0-0	.000	2	13	15	3.8	5	0	2	2	0	2	12	3.0
20	BRACCIA, Aidan	1-0	04:44	4.7	1-1	1.000	1-1	1.000	0-0	.000	0	0	0	0.0	0	0	0	0	0	0	3	3.0
23	DYKSTRA, Jake	2-0	19:01	9.5	1-3	.333	0-2	.000	0-0	.000	0	0	0	0.0	2	0	1	0	1	0	2	1.0
0	MILLER, Win	3-0	34:36	11.5	0-3	.000	0-2	.000	2-2	1.000	0	4	4	1.3	2	0	6	3	0	0	2	0.7
24	ROBBINS, Keith	1-0	03:48	3.8	0-1	.000	0-1	.000	0-0	.000	0	0	0	0.0	0	0	0	0	0	1	0	0.0
Team											1	7	8					3				
Total		4	800		122-242	.504	41-101	.406	41-57	.719	38	107	145	36.3	63	0	67	44	12	18	326	81.5
Opponents		4	800		108-240	.450	39-114	.342	41-56	.732	31	92	123	30.8	62	1	68	45	13	29	296	74.0

## Team Statistics

	BEL	OPP
Scoring	326	296
Points per game	81.5	74.0
Scoring margin	+7.5	-
Field goals-att	122-242	108-240
Field goal pct	.504	.450
3 point fg-att	41-101	39-114
3-point FG pct	.406	.342
3-pt FG made per game	10.3	9.8
Free throws-att	41-57	41-56
Free throw pct	.719	.732
F-Throws made per game	10.3	10.3
Rebounds	145	123
Rebounds per game	36.3	30.8
Rebounding margin	+5.5	-
Assists	67	68
Assists per game	16.8	17.0
Turnovers	44	45
Turnovers per game	11.0	11.3
Turnover margin	+0.3	-
Assist/turnover ratio	1.5	1.5
Steals	18	29
Steals per game	4.5	7.3
Blocks	12	13
Blocks per game	3.0	3.3
Winning streak	2	-
Home win streak	0	-
Attendance	3910	6024
Home games-Avg/Game	2-1955	2-3012
Neutral site-Avg/Game	-	0-0

## Team Results

Date	Opponent		Score	Att.
11/04/2024	Maryville (TN)	W	93-70	1716
11/08/2024	Furman	L	74-76	2194
11/12/2024	at Lipscomb	W	80-79	4023
11/15/2024	at Air Force	W	79-71	2001