

# BOSTON COLLEGE

>>> 96th SEASON OF HOCKEY ON THE HEIGHTS <<<

0-0-0 | 0-0-0



OCT 6 | **GAME 1** | CHESTNUT HILL, MASS. | KELLEY RINK

BOSTON COLLEGE TRAILS THE OVERALL SERIES: **0-2-0**



0-0-0 | 0-0-0

**OCTOBER** RECORD: 0-0-0 overall | 0-0-0 hockey east

6th HOME   FRI   7p	13th HOME   FRI   7p	15th AWAY   SUN   5p	20th AWAY   FRI   8:30
21st AWAY   SAT   8p	27th AWAY   FRI   7p	28th HOME   SAT   7p	

**NOVEMBER** RECORD: 0-0-0 overall | 0-0-0 hockey east

3rd HOME   FRI   7p	4th AWAY   SAT   7p	7th HOME   TUE   7p	10th AWAY   FRI   7p
11th AWAY   SAT   7p	17th AWAY   FRI   7p	18th AWAY   SAT   7p	24th HOME   FRI   4p

**DECEMBER** RECORD: 0-0-0 overall | 0-0-0 hockey east

1st HOME   FRI   7p	2nd AWAY   SAT   7p	9th HOME   SAT   7p	30th HOME   SUN   3p
------------------------	------------------------	------------------------	-------------------------


**JANUARY** RECORD: 0-0-0 overall | 0-0-0 hockey east

5th VEGAS   FRI   8p	6th VEGAS   SAT   TBD	12th HOME   FRI   7p	14th HOME   SUN   1p
23rd HOME   TUE   7p	26th AWAY   FRI   7p	27th HOME   SAT   7p	

**FEBRUARY** RECORD: 0-0-0 overall | 0-0-0 hockey east

2nd AWAY   FRI   7p	5th BEANPOT   MON   5p	9th HOME   FRI   7p	12th B'POT   MON   TBD
15th AWAY   THU   7p	17th AWAY   SAT   7p	23rd HOME   FRI   7p	24th HOME   FRI   4p

JOSEPH WOLL



GAA  
**2.64**

SV %  
**.913**



All-Rookie Team

Honorable Mention All-Star

# HIGH OFFENSE


NGAA RANK ▶ 12th

HEA RANK ▶ 3rd

3.30 GPG



## OFFENSIVE LEADERS



POINTS

26 ||| christopher BROWN




GOALS

13 ||| jd DUDEK



ASSISTS

17 ||| casey FITZGERALD



SHOTS

101 ||| jd DUDEK



## OFFENSIVE NOTEABLES

### WHAT RETURNS TO THE HEIGHTS AS A WHOLE

When you're the youngest team in the country (again), you're going to end up losing a good amount of scoring from the previous season. Despite losing its top five point producers from 2016-17 (Cangelosi, Gaudreau, White, Ryan Fitzgerald, Savage), Boston College will return 45.7 percent (169-of-37) of its point production and 48.5 percent (64-of-132) of its goal scoring production from last season.

### WHAT RETURNS TO THE HEIGHTS INDIVIDUALLY

Junior captain Christopher Brown (9-17-26) returns as BC's leading point getter from last season while JD Dudek's 13 tallies are the most to grace the 2017-18 Eagle addition. Sophomore David Cotton, Boston College's leading freshman scorer last season, netted four power play goals which is the most to return to the lineup this season. Dudek also lobbed 101 shots on net which is the most of all returners. Defenseman Casey Fitzgerald quarterbacks much of the play and returns a team-best 17 assists.

### LOOKING BACK AT LAST SEASON

Boston College averaged 3.30 goals per game last season which slotted the Eagles in third place, overall, in Hockey East play and 12th on the national level. The Eagles 132 lamp lighters were also 12 most in college hockey, just 28 goals behind 2016-17 national leader Penn State. Despite this falling more into the defensive category, Boston College was able to turn a negative into a positive last year, tying UMass Lowell for the most short-handed goals on the season. BC accounted for 11 shorties last year, only one of three teams to record 10 or more all season.

### SPECIAL EFFECTS

The Eagles' power play finished 41st on the power play last season (28-of-172 - 16.3 percent), yet the combined special teams ended up in seventh in all the NCAA (208 - of - 388 - 53.6 percent). From a scoring margin perspective, Boston College outscored its opponent by a margin of +0.70 goals per game (132 to 104), slotting the Eagles 14th in all of college hockey.




# HIGH DEFENSE

NCAA RANK ▶ T-20th

HEA RANK ▶ 5th


2.60 GPG

## DEFENSIVE LEADERS




**PLUS/MINUS**

**+19** ||| christopher **BROWN**



**BLOCKS**

**49** ||| connor **MOORE**



**GAA**

**2.64** ||| joseph **WOLL**



**SAVE %**

**.913** ||| joseph **WOLL**

## DEFENSIVE NOTEABLES

### DON'T GET ALL DEFENSIVE

Boston College returns a strong core of its blue line unit (Casey Fitzgerald, Kim, McInnis, Moore, Jes. Mattila and Campoli), losing only one skater, veteran Scott Savage to graduation. Last season, Boston College held its opponents to under almost two and a half goals per game (2.60 gpg), tying the Eagles with North Dakota for 20th overall and fifth in Hockey East.

### PATROLLING THE PENALTY KILL

The Eagles were the 10th-most penalized (15.1 PIM/game) team in the NCAA last season, but did a sturdy job on the penalty kill, staving off 180 - of - 216 short-handed opportunities, tying them in 22nd place (83.3 percent) with Colgate. As mentioned before, BC's penalty kill managed to score 11 times last season, tied for most in all of college hockey with UMass Lowell.

### GOOD GOALTENDING

Perhaps the strength of Boston College's roster is at the goaltending position, particularly returning sophomore Joseph Woll. The St. Louis native played in and started 34 games, assembling a 17-13-3 record with a 2.64 goals against average (33rd - NCAA) and a .913 save percentage (28th - NCAA). The 6-foot-4 netminder was named to the Hockey East All-Rookie Team and earned a spot as a Hockey East Honorable Mention All-Star last season. Woll is accompanied by classmate Ryan Edquist who played in eight games, started six, and posted a 4-2-1 record with a 1.82 goals against average and a .923 save percentage. Both goaltenders turned in strong first-year campaigns on The Heights and will be pushed by 6-foot-7 backstopper Ian Milosz. The junior goalie did not see anytime last season but has played in a couple tight spots with the Eagles a couple seasons back.



## RECENT HISTORY

Date	Site	Result	Score
------	------	--------	-------

April 7, 2016	Amalie Arena *	L	2-3
---------------	----------------	---	-----

Dec. 29, 2016	PPG Paints Arena %	L	1-3
---------------	--------------------	---	-----

\* National Semifinal game (Tampa, Florida)

% Three Rivers Classic Tournament (Pittsburgh, Pa.)

## OPPONENT'S GOAL SCORING SITUATION

Goals For	Goals Per Game	Goals Against	Goals Against PG	Goal Margin
121	3.02	101	2.52	+20
Goals For	Goals Per Game	Goals Against	Goals Against PG	Goal Margin
132	3.30	104	2.60	+28

\* from 2016-17

**EAGLES**

## OPPONENT'S SPECIAL TEAMS' SITUATION

PPG	PPA	PP%	SHG against	PPG against	PKs	PK Opps	PK%	SH Goals
43	235	.183	4	27	164	191	.859	1
PPG	PPA	PP%	SHG against	PPG against	PKs	PK Opps	PK%	SH Goals
28	172	.163	3	36	180	216	.833	11

\* from 2016-17

**EAGLES**

## OPPONENT'S SHOTS ON GOAL SITUATION

Shots on Goal	SOG PG	SOG Against	SOG Against PG	SOG Margin
1421	35.52	1044	26.10	+377
Shots on Goal	SOG PG	SOG Against	SOG Against PG	SOG Margin
1319	32.98	1171	29.27	+148

\* from 2016-17

**EAGLES**

### BOSTON COLLEGE vs. QUINNIPIAC

Boston College starts off its 2017-18 campaign at home on The Heights and welcomes in for the first time a strong Quinnipiac squad that has defeated the Eagles in the two prior matchups from the 2015-16 and 2016-17 seasons. At the 2016 Frozen Four, BC and Quinnipiac met up for the first time in program history as the No. 1-seeded Bobcats' halted the Eagles' championship hopes in the national semifinals, 3-2, on April 7, 2016 at Amalie Arena in Tampa, Florida. Boston College and Quinnipiac met up again last season at the Three Rivers Classic in Pittsburgh on December 29, 2016 at PPG Paints Arena. QU handed the Eagles their second loss of the series, 3-1. Friday's home opener marks the first non-neutral contest between these two college hockey powers. Rand Pecknold has been at the helm of the Bobcats' in both meetings against BC.

### QUEEPING TABS ON QUINNIPIAC

Quinnipiac finished last season with a 23-15-2 and finished fifth in the ECAC with a 13-8-1 mark in conference play last season. Over the last few years, the Bobcats have been one of the most impressive programs in college hockey. Since QU qualified for the NCAA Tournament in 2012-13 through 2016-17, Quinnipiac ranks first among all NCAA Division I programs in the country with 132 wins in that span. The Bobcats have won 20 games or more in their last six seasons. Quinnipiac also returns senior Landon Smith, who currently ranks second in all of college hockey with 97 career points (38-59-97).



# QUICK FACTS

## UNIVERSITY INFORMATION

Location	Chestnut Hill, Mass.
Founded	1863
Nickname	Eagles
Colors	Maroon and Gold
Enrollment	9,100 (undergraduates) 14,100 (total)
Colors	Maroon and Gold
Home Rink	Kelley Rink (7,884)
President	Rev. William P. Leahy, SJ
NCAA Faculty Representative	Robert Taggart
Athletics Director	Martin Jarmond
Sr. Assoc. AD / Hockey Administrator	Tom Peters
Assistant Director / Media Contact	Mark Majewski
BC Athletics Website	bceagles.com

## HOCKEY STAFF

Jerry York (Boston College '67)	The Schiller Family Head Hockey Coach
Greg Brown (Boston College '90)	Associate Head Coach
Mike Ayers (New Hampshire '04)	Assistant Coach
Marty McInnis (Boston College '90)	Assistant Coach
John Hegarty (Boston College '94)	Director of Hockey Operations
Bert Lenz (Castleton State '91)	Athletic Trainer
Russ DeRosa (Springfield '95)	Strength Coach
Iggy Tarajos (Plymouth State '13)	Equipment Manager

## PROGRAM HISTORY

Affiliation	NCAA Division I
Conference	Hockey East Association
First Season	1917-18
Total Seasons	94
Overall Record	1515-807-131
Kelley Rink Record (1988-pres)	314-105-37 (.729)
McHugh Forum Record (1958-86)	282-95-10 (.748)
Winning Seasons	76 (including 2016-17)
NCAA Championships	5 (1949, 2001, 2008, 2010, 2012)
NCAA Tournament Record	49-42
NCAA Tournament Record under Jerry York	36-14
NCAA Frozen Four Appearances	25
(1948, 1949, 1950, 1954, 1956, 1959, 1963, 1965, 1968, 1973, 1978, 1985, 1990, 1998, 1999, 2000, 2001, 2004, 2006, 2007, 2008, 2010, 2012, 2014, 2016)	
NCAA Tournament Appearances	35
Hockey East Regular Season Titles	15 (tri - champs in 2017)
Hockey East Tournament Titles	11
Hockey East Tournament Record	68-31-2
Hockey East Tourney Record under Jerry York	59-19-1
All-Americans	61 (43 first-team honorees)

## HOCKEY INFORMATION

2016-17 Overall Record	21-15-5
2016-17 Hockey East Record (Finish)	13-6-3
(T-1st - Tri-Champs w/ Boston University & UMass Lowell)	
Final Ranking	No. 16 (USCHO) / Receiving votes (USA Today)
Lettermen Returning / Lost	18 / 6
Newcomers	7
2017-18 Captains	Christopher Brown, Casey Fitzgerald, Michael Kim

## ATHLETICS COMMUNICATIONS

Address	238 Conte Forum, Chestnut Hill, MA 02467
Contact	Mark Majewski
Email	mark.majewski@bc.edu
Office Phone	(617) 552-2094
Cell Phone	(734) 812-5480
Hockey Twitter / Instagram Feed	@BCHockey
BC Athletics Twitter/ Instagram Feed	@BCEagles
Hashtags	#BCEagles



# GAME NOTES

## HOME, HOME ON THE HEIGHTS

It's hard to believe Boston College has not had its season opener at Kelley Rink in almost TEN years. The last time the Eagles lifted the lid on their first game of the year was in 2008-09 when BC welcomed Wisconsin on Oct. 10. Boston College emerged victoriously, 5-4. Under head coach Jerry York's tenure, the Eagles have only had five TRUE home openers before Friday night's against Quinnipiac. BC has a perfect 5-0 record in those affairs. Including the Wisconsin win, BC defeated Northeastern (2006-07), Denver (2004-05) and Bowling Green twice (1999-2000 and 1997-98) when the Eagles play their first game of the season on The Heights.

## EAGLETS

For the third time in four seasons, Boston College sports the youngest roster in NCAA hockey. As of Oct. 1, the average age of the Eagles roster is 20 years and 125 days. Boston University is second with a mean just two days short of 20 years and 127 days. Michigan is the third youngest team at 20 years and 324 days.

## SENIOR-ITIS

Much of why the Eagles roster is so youthful is because Boston College has zero true seniors on its roster. If it was not for graduate student transfer, Kevin Lohan, who comes by way of the University of Michigan, Boston College would join Colorado College as the only two programs without a fourth-year member. The seniors this season would have been Noah Hanifin (Carolina Hurricanes), Zach Sanford (St. Louis Blues) and Alex Tuch (Vegas Golden Knights).

## OCTOBER'S BAPTISM BY FIRE

There is literally no one in college hockey who can point to Boston College's early non-conference slate and call it a cupcake. The Eagles first seven games not only include a tilt at home against defending champion and No. 1-ranked Denver on Oct. 28, all five opponents BC will play in its first seven games are currently ranked 14th or higher. Quinnipiac skates into Friday's season opener ranked No. 14 while Wisconsin weighs in at No. 12 for next Friday's bout. BC will take on Providence twice in the matter of 12 days as the Friars are currently ranked No. 11. Boston College will head to St. Cloud State on Oct. 20-21 as the Huskies possess a ninth-ranked label. All seven of these games fall in October.

## RETURNING CHAMPS

Many of the pundits are saying that it's anyone's league in Hockey East this season as Boston College was selected to finish fourth in the conference preseason poll. The Eagles technically return as regular season champions after BC won its league-record 15th Hockey East regular season championship in 2016-17. Boston College has claimed nearly half of the league's regular season crowns as we head into 34 years of Hockey East action. The Eagles joined UMass Lowell and Boston University as the league's first tri-Hockey East regular champion.

## IRON EAGLES

Boston College skated in 40 contests last season (21-15-4) and the Eagles will have four student-athletes return to the roster that played in every game last season, including David Cotton (10-14-24), JD Dudek (13-9-22), Michael Kim (5-16-21) and Connor Moore (1-12-13).

## DON'T FORGET ABOUT THAT GUY...

Boston College's head coach Jerry York needs no introduction as the Eagle skipper skates into his 24th season at the helm on The Heights and 46th season in all. York's 1,033 victories are the most of any Division I coach in the history of college hockey, more than 100 wins clear of the former leader, Ron Mason (Michigan State - 924). York is one of only three coaches in NCAA history to lead two different schools to national titles; led Bowling Green to the 1984 NCAA title, and Boston College to the 2001, 2008, 2010 and 2012 NCAA titles. He is the all-time leader in NCAA Tournament wins with 41 victories, as well, and has led 22 teams to 25 or more wins.

# USCHO.com POLL

#	Team (FPV)	W-L-T	Points	LW
1	Denver (48)	33-7-4	998	1
2	Boston University	24-11-3	837	6
3	Minnesota	23-12-3	822	7
4	Harvard (1)	28-6-2	744	3
5	UMass Lowell	27-11-3	711	4
6	Minnesota Duluth (1)	28-7-7	642	2
7	North Dakota	21-16-3	632	9
8	Notre Dame	23-12-5	611	5
9	St. Cloud State	16-19-1	547	NR
10	Penn State	25-12-2	530	8
11	Providence	22-12-5	494	15
12	Wisconsin	20-15-1	414	17
<b>13</b>	<b>Boston College</b>	<b>21-15-4</b>	<b>366</b>	<b>16</b>
14	Quinnipiac	23-15-2	286	20
15	Cornell	21-9-5	279	13
16	Union	25-10-3	215	11
17	Air Force	27-10-5	203	12
18	Minnesota State	22-13-4	198	NR
19	Ohio State	21-12-6	180	14
20	Northeastern	18-15-5	172	NR
20	Western Michigan	22-13-5	172	10

Others Receiving Votes: Vermont 119, Michigan Tech 60, Bemidji State 52, Clarkson 45, Robert Morris 39, Miami 37, Michigan 24, St. Lawrence 18, Omaha 17, Bowling Green 16, Yale 11, Ferris State 5, Brown 1, Canisius 1, Dartmouth 1, New Hampshire 1.

# USA TODAY POLL

#	Team (FPV)	Points	LW	W-L-T
1.	Denver (34)	510	1	33-7-4
2.	Boston University	424	6	24-12-3
3.	Minnesota	408	7	23-12-3
4.	Harvard	351	3	28-6-2
5.	Providence	348	15	22-12-5
6.	St. Cloud State	281	--	16-19-1
7.	North Dakota	276	9	21-16-3
8.	Notre Dame	269	4	23-12-5
9.	UMass Lowell	266	5	27-11-3
10.	Penn State	206	8	25-12-2
11.	Wisconsin	156	--	20-15-1
11.	Minnesota Duluth	156	2	28-7-7
13.	Quinnipiac	103	--	23-15-2
14.	Northeastern	101	--	18-15-5
15.	Minnesota State	41	--	22-13-5

Others Receiving Votes: Cornell, 37; Ohio State 32; **Boston College, 30**; Clarkson, 22; Air Force, 22; Union 14; Western Michigan, 12; Miami 7; Michigan Tech, 4; Yale, 1.

# POLLTRACKER

DATE	USCHO	USAToday	DATE	USCHO	USAToday
Sept. 25	13	R/V	Jan. 8	--	--
Oct. 2	--	--	Jan. 15	--	--
Oct. 9	--	--	Jan. 22	--	--
Oct. 16	--	--	Jan. 29	--	--
Oct. 23	--	--	Feb. 5	--	--
Oct. 30	--	--	Feb. 12	--	--
Nov. 6	--	--	Feb. 19	--	--
Nov. 13	--	--	Feb. 26	--	--
Nov. 20	--	--	March 5	--	--
Nov. 27	--	--	March 12	--	--
Dec. 4	--	--	March 19	--	--
Dec. 11	--	--	March 26	--	--
Dec. 18	--	--	April 2	--	--
Dec. 25	--	--	April 9	--	--
Jan. 1	--	--			

# GAME NOTES

## SHOW DOGS

Starting off the 2017-18 season, with 548 former NCAA players having reported to National Hockey League training camps this week for preseason preparation, the Boston College men's hockey program led the way with 33 representatives spread out over 18 franchises. As has been the way in the past, the Eagles' professional pedigree shined through as BC led all schools with 33 alumni earning training camp invitations, followed closely by Minnesota (29), Michigan (28), North Dakota (28) and Boston University (27). Boston College also had the most former players represent the Eagle hockey program in the NHL in 2016-17, having had 24 skaters dress in at least one NHL game last season.

## DRAFTED

Boston College has the fifth-most draft picks on any 2017-18 roster this college hockey season with eight, including: Joseph Woll (Toronto), Graham McPhee (Edmonton), JD Dudek (New Jersey), Casey Fitzgerald (Buffalo), Christopher Brown (Buffalo), David Cotton (Carolina), Aapeli Räsänen (Edmonton) and Michael Karow. Minnesota leads the way with 13, Boston University has 12, Michigan with 10 and Providence and Wisconsin each have nine.

## SHOT CALLERS

Sophomore forward Graham McPhee's father, George, played for Coach York at Bowling Green where he won the Hobey Baker Award in 1982 and is now the general manager of the new Las Vegas Golden Knights franchise. Junior captain Casey Fitzgerald's father, Tom, is the assistant manager of the New Jersey Devils.

## FAMILY TIES

The Eagles are a tight-knit group, but even more so given the number of family ties within the BC hockey program. Not only do the Eagles sport one set of twin brothers in Jesper and Julius Mattila, but Luke McInnis, sophomore defenseman for Boston College this season, is the son of Marty McInnis who is not only tied for 39th in most goals all-time on The Heights (58), but he is also entering his fifth season as an assistant coach. Associate head coach Greg Brown is the uncle of junior captain Christopher Brown.

## THE COLDEST PROGRAM OF 'EM ALL

When the Eagles took on Quinnipiac in the 2016 national semifinal contest, it marked Boston College's 25th Frozen Four appearance which is the most in college hockey history. BC looks to make it 26 this year in Minneapolis on April 5, 2017.

# 2017-18 HOCKEY EAST STANDINGS

Team	CONFERENCE PLAY						OVERALL PLAY						HOME			AWAY		
	W	L	T	Win%	GP	Pts	GF-GA	W	L	T	Win%	GF-GA	W	L	T	W	L	T
<b>Boston College</b>	<b>0</b>	<b>0</b>	<b>0</b>	<b>.000</b>	<b>0</b>	<b>0</b>	<b>-</b>	<b>0</b>	<b>0</b>	<b>0</b>	<b>.000</b>	<b>-</b>	<b>0</b>	<b>0</b>	<b>0</b>	<b>0</b>	<b>0</b>	<b>0</b>
Boston University	0	0	0	.000	0	0	-	0	0	0	.000	-	0	0	0	0	0	0
Connecticut	0	0	0	.000	0	0	-	0	0	0	.000	-	0	0	0	0	0	0
Maine	0	0	0	.000	0	0	-	0	0	0	.000	-	0	0	0	0	0	0
Massachusetts	0	0	0	.000	0	0	-	0	0	0	.000	-	0	0	0	0	0	0
Merrimack	0	0	0	.000	0	0	-	0	0	0	.000	-	0	0	0	0	0	0
New Hampshire	0	0	0	.000	0	0	-	0	0	0	.000	-	0	0	0	0	0	0
Northeastern	0	0	0	.000	0	0	-	0	0	0	.000	-	0	0	0	0	0	0
Providence	0	0	0	.000	0	0	-	0	0	0	.000	-	0	0	0	0	0	0
UMass Lowell	0	0	0	.000	0	0	-	0	0	0	.000	-	0	0	0	0	0	0
Vermont	0	0	0	.000	0	0	-	0	0	0	.000	-	0	0	0	0	0	0

## EAGLE GAME HIGHS

POINTS	21	at Wisconsin (Oct 16, 2016)
GOALS	8	at Wisconsin (Oct 16, 2016)
ASSISTS	13	at Wisconsin (Oct 16, 2016)
	13	vs Vermont (Mar 11, 2017)
SHOTS ON GOAL	59	vs Ferris State (Dec 30, 2016)
SAVES	42	vs Boston University (Mar 17, 2017)
	42	vs UConn (Jan 24, 2017)
PENALTIES	11	at Massachusetts (10/29/16)
	11	vs Colorado College (Oct 21, 2016)
PENALTY MINUTES	33	at Massachusetts (10/29/16)

## OPPONENT GAME HIGHS

POINTS	18	vs Merrimack (Feb 10, 2017)
GOALS	6	vs Merrimack (Feb 10, 2017)
ASSISTS	12	vs Merrimack (Feb 10, 2017)
SHOTS ON GOAL	44	vs Boston University (Mar 17, 2017)
SAVES	58	vs Ferris State (Dec 30, 2016)
PENALTIES	11	vs Colorado College (Oct 21, 2016)
PENALTY MINUTES	35	vs Boston University (Mar 17, 2017)

## EAGLE GAME LOWS

POINTS	0	vs Boston University (Jan 16, 2017)
GOALS	0	vs Boston University (Jan 16, 2017)
ASSISTS	0	vs Air Force (Oct 07, 2016)
	0	vs Boston University (Jan 16, 2017)
SHOTS ON GOAL	17	at Notre Dame (Dec 10, 2016)
SAVES	12	vs Massachusetts (Jan 20, 2017)
PENALTIES	3	at Holy Cross (Oct 22, 2016)
	3	at Boston University (Jan 13, 2017)
	3	vs Boston University (Jan 16, 2017)
	3	at UMass Lowell (Feb 24, 2017)
PENALTY MINUTES	6	at Holy Cross (Oct 22, 2016)
	6	at Boston University (Jan 13, 2017)
	6	vs Boston University (Jan 16, 2017)
	6	at UMass Lowell (Feb 24, 2017)

## OPPONENT GAME LOWS

POINTS	0	vs Vermont (Mar 10, 2017)
GOALS	0	vs Vermont (Mar 10, 2017)
ASSISTS	0	vs Vermont (Mar 10, 2017)
SHOTS ON GOAL	13	vs Massachusetts (Jan 20, 2017)
SAVES	15	at Notre Dame (Dec 10, 2016)
PENALTIES	2	vs Vermont (Feb 18, 2017)
PENALTY MINUTES	4	vs Vermont (Feb 18, 2017)

## EAGLE MULTI - POINT PERFORMANCES

### MIKE BOOTH

Oct. 22 at Holy Cross.....1-2

### CHRISTOPHER BROWN

Oct. 8, 2016 vs. Denver .....0-2-2  
 Oct. 16 at Wisconsin.....3-1-4  
 Nov. 4 at Maine.....0-2-2  
 Dec. 10 at Notre Dame.....0-2-2  
 Jan. 20 vs. Massachusetts.....0-3-3  
 March 10 vs. Vermont.....2-0-2  
 March 17 vs. Boston University.....0-2-2

### DAVID COTTON

Oct. 16 at Wisconsin.....1-2-3  
 Nov. 4 at Maine.....1-2-2  
 Jan. 20 vs. Massachusetts.....1-2-3  
 Jan. 28 vs. Notre Dame.....0-3-3

### JD DUDEK

Nov. 22 at Connecticut.....3-0-3  
 Dec. 6 vs. Northeastern.....2-0-2  
 Feb. 3 at New Hampshire.....1-1-2  
 March 11 vs. Vermont.....2-0-2  
 March 18 vs. UMass Lowell.....0-2-2

### CASEY FITZGERALD

Oct. 21 vs Colorado College.....1-1-2  
 Oct. 22 at Holy Cross.....2-0-2  
 Nov. 4 at Maine.....0-2-2  
 Nov. 18 at Harvard.....1-1-2  
 Jan. 28 vs. Notre Dame.....0-3-3  
 March 10 vs. Vermont.....0-2-2

### MICHAEL KIM

Oct. 8, 2016 vs. Denver .....0-2-2  
 March 11 vs. Vermont.....0-2-2

### JULIUS MATTILA

Oct. 16 at Wisconsin.....1-1-2  
 Nov. 22 at Connecticut.....1-1-2  
 Dec. 10 at Notre Dame.....1-1-2  
 Jan. 20 vs. Massachusetts.....1-1-2  
 Jan. 28 vs. Notre Dame.....1-1-2

### JESPER MATTILA

Oct. 29 at Massachusetts.....1-1-2

### LUKE MCINNIS

March 10 vs. Vermont.....1-3-4

### GRAHAM MCPHEE

Oct. 22 at Holy Cross.....0-3-3  
 Feb. 3 at New Hampshire.....0-2-2

### CONNOR MOORE

Oct. 16 at Wisconsin.....0-2-2

### ZACH WALKER

Oct. 22 Holy Cross.....0-2-2

## EAGLE MULTI - POINT PERFORMANCES

POINTS	4	Luke McInnis vs Vermont (Mar 10, 2017)
	4	Chris Brown at Wisconsin (Oct 16, 2016)

GOALS	3	JD Dudek at UConn (Nov 22, 2016)
	3	Austin Cangelosi at Maine (Nov 04, 2016)
	3	Chris Brown at Wisconsin (Oct 16, 2016)


ASSISTS	3	Colin White vs Vermont (Mar 11, 2017)
	3	Scott Savage vs Vermont (Mar 11, 2017)
	3	Luke McInnis vs Vermont (Mar 10, 2017)
	3	Ryan Fitzgerald vs Merrimack (Feb 10, 2017)
	3	David Cotton vs Notre Dame (Jan 28, 2017)
	3	Casey Fitzgerald vs Notre Dame (Jan 28, 2017)
	3	Christopher Brown vs Massachusetts (Jan 20, 2017)
	3	Matthew Gaudreau vs Northeastern (Dec 06, 2016)
	3	Scott Savage vs North Dakota (Dec. 3, 2016)
	3	Austin Cangelosi vs New Hampshire (Nov 7, 2016)
	3	Graham McPhee at Holy Cross (Oct 22, 2016)

SHOTS	10	JD Dudek vs Ferris State (Dec 30, 2016)
-------	----	---

SAVES	42	Joseph Woll vs Boston University (Mar 17, 2017)
	42	Joseph Woll vs UConn (Jan 24, 2017)

PENALTIES	4	Matthew Gaudreau vs Northeastern (Dec 06, 2016)
-----------	---	---

PIMs	17	Chris Calnan at New Hampshire (Feb 03, 2017)
	17	Luke McInnis at Massachusetts (10/29/16)



• MICHAEL KIM | DEFENSE

# SITUATIONAL RECORDS

	2012-13	2013-14	2014-15	2015-16	2016-17	2017-18
<b>Overall Record</b>	22-12-4	28-9-4	21-14-3	28-9-5	21-15-4	<b>0-0-0</b>
<b>League Record</b>	15-9-3	16-2-2	12-7-3	15-2-5	13-6-3	<b>0-0-0</b>
<b>vs. league opponents</b>	18-10-3	20-4-2	13-10-3	18-5-5	16-9-3	<b>0-0-0</b>
<b>vs. non-league opponents</b>	4-2-1	7-3-2	7-3-0	8-2-0	5-6-1	<b>0-0-0</b>
<b>vs. AHA opponents</b>	n/a	1-1-0	1-0-0	2-0-0	1-1-0	<b>0-0-0</b>
<b>vs. BIG 10</b>	n/a	3-2-1	2-1-0	2-1-0	1-2-0	<b>0-0-0</b>
<b>vs. NCHC opponents</b>	n/a	1-0-0	4-2-0	4-0-0	2-1-0	<b>0-0-0</b>
<b>vs. ECAC opponents</b>	2-1-1	2-1-1	0-1-0	2-2-0	0-2-0	<b>0-0-0</b>
<b>vs. WCHA opponents</b>	0-1-0	1-0-0	n/a	0-0-0	0-0-1	<b>0-0-0</b>
<b>Home record</b>	11-5-2	11-4-1	11-6-1	14-2-2	10-4-2	<b>0-0-0</b>
<b>Road record</b>	8-8-2	10-3-3	7-6-2	10-2-3	9-9-1	<b>0-0-0</b>
<b>Neutral</b>	3-2-0	7-1-0	3-2-0	4-4-0	2-6-1	<b>0-0-0</b>
<b>Overtime</b>	2-1-4	1-1-3	1-2-3	2-0-5	0-0-4	<b>0-0-0</b>
<b>Scoring first</b>	18-2-4	21-3-2	16-2-2	23-4-3	16-4-3	<b>0-0-0</b>
<b>Opponent scores first</b>	4-8-0	7-5-2	5-12-1	6-4-2	5-11-1	<b>0-0-0</b>
<b>Leading after one period</b>	9-1-2	10-1-2	13-0-2	6-2-1	13-2-3	<b>0-0-0</b>
<b>Behind after one period</b>	2-7-0	1-4-0	2-7-0	3-3-1	2-4-1	<b>0-0-0</b>
<b>Tied after one period</b>	12-3-2	9-3-2	6-7-1	9-3-3	6-9-0	<b>0-0-0</b>
<b>Leading after two periods</b>	14-1-2	23-0-2	17-1-0	23-0-2	19-1-2	<b>0-0-0</b>
<b>Behind after two periods</b>	1-1-0	0-5-1	2-9-2	1-3-3	1-1-1	<b>0-0-0</b>
<b>Tied after two periods</b>	6-0-2	5-3-1	2-4-1	4-5-0	1-3-1	<b>0-0-0</b>
<b>Scoring on the PP</b>	13-6-4	16-4-3	14-3-1	20-4-3	10-6-2	<b>0-0-0</b>
<b>Scoreless on the PP</b>	8-5-0	8-4-1	7-1-2	8-4-2	11-9-2	<b>0-0-0</b>
<b>Allowing a PPG</b>	10-7-6	11-4-3	11-7-1	8-4-3	14-9-1	<b>0-0-0</b>
<b>Opponent Scoreless on PP</b>	12-4-1	17-4-1	10-7-2	20-4-2	7-6-3	<b>0-0-0</b>
<b>10 or More Penalties</b>	0-1-0	0-0-0	1-0-0	3-0-0	4-1-0	<b>0-0-0</b>
<b>Fewer Than 10 Penalties</b>	22-11-4	28-8-4	20-14-3	25-8-5	17-14-4	<b>0-0-0</b>
<b>More Penalties than Opp.</b>	13-7-2	17-3-2	10-4-1	13-2-3	11-10-3	<b>0-0-0</b>
<b>Less Penalties than Opp.</b>	6-4-1	6-4-2	3-7-1	10-4-1	2-2-1	<b>0-0-0</b>
<b>Same # of Penalties as Opp.</b>	3-1-1	5-1-0	8-3-1	5-2-1	8-3-0	<b>0-0-0</b>
<b>First Goal of 1st Ptd.</b>	13-1-4	20-3-0	12-1-2	17-3-3	14-2-3	<b>0-0-0</b>
<b>First Goal of 2nd Ptd.</b>	16-3-2	17-1-2	14-5-0	20-3-1	16-3-1	<b>0-0-0</b>
<b>First Goal of 3rd Ptd.</b>	11-4-0	19-2-1	10-4-2	17-3-3	14-5-2	<b>0-0-0</b>
<b>One-Goal Games</b>	6-2-0	7-3-0	8-7-0	7-6-0	4-5-0	<b>0-0-0</b>
<b>Two-Goal Games</b>	4-4-0	6-2-0	7-3-0	5-2-0	8-6-0	<b>0-0-0</b>
<b>Overtime Games</b>	1-1-4	1-1-4	1-2-3	2-0-5	0-0-4	<b>0-0-0</b>
<b>Scored three goals</b>	20-1-4	3-0-2	5-2-0	9-1-2	7-3-1	<b>0-0-0</b>
<b>Scored four goals</b>	16-0-2	8-2-0	7-0-0	7-1-1	1-0-0	<b>0-0-0</b>
<b>Scored five or more goals</b>	9-0-0	15-0-0	6-0-0	12-0-1	11-0-0	<b>0-0-0</b>
<b>Held to two goals or fewer</b>	2-1-0	3-6-2	3-12-3	2-6-1	2-12-3	<b>0-0-0</b>
<b>Outshooting Opponent</b>	13-4-1	14-3-1	10-7-2	19-3-1	17-7-3	<b>0-0-0</b>
<b>Outshot by Opponent</b>	7-8-3	9-4-2	10-6-1	8-5-3	4-7-1	<b>0-0-0</b>
<b>Shots are Even</b>	2-0-0	3-1-1	1-1-0	1-0-1	0-1-0	<b>0-0-0</b>
<b>Taking 0-19 Shots</b>	0-1-0	1-0-0	1-0-0	0-0-0	0-1-0	<b>0-0-0</b>
<b>Taking 20-29 Shots</b>	10-4-3	8-3-1	6-7-1	6-4-1	4-4-0	<b>0-0-0</b>
<b>Taking 30-39 Shots</b>	9-5-1	13-5-2	13-4-2	19-3-4	14-9-3	<b>0-0-0</b>
<b>Taking 40-49 Shots</b>	3-2-0	5-0-1	1-2-0	2-1-0	3-1-0	<b>0-0-0</b>
<b>Taking 50+ Shots</b>	0-0-0	0-0-0	0-1-0	0-0-0	0-0-1	<b>0-0-0</b>
<b>Allowing 0-19 Shots</b>	1-0-0	1-1-0	n/a	1-1-0	2-0-0	<b>0-0-0</b>
<b>Allowing 20-29 Shots</b>	14-6-1	16-3-0	11-8-1	13-2-0	12-6-1	<b>0-0-0</b>
<b>Allowing 30-39 Shots</b>	6-8-2	9-3-4	8-5-2	14-5-4	4-9-3	<b>0-0-0</b>
<b>Allowing 40-49 Shots</b>	1-1-1	2-1-0	2-1-0	0-0-1	3-0-0	<b>0-0-0</b>
<b>Allowing 50+ Shots</b>	0-0-0	0-0-0	n/a	0-0-0	0-0-0	<b>0-0-0</b>
<b>Following a win</b>	13-8-1	21-3-4	12-7-2	17-6-5	12-8-1	<b>0-0-0</b>
<b>Following a loss</b>	4-4-3	5-2-0	6-6-1	5-2-0	7-5-2	<b>0-0-0</b>
<b>Following a tie</b>	4-0-0	2-2-0	3-0-0	5-0-0	2-1-1	<b>0-0-0</b>
<b>Monday games</b>	2-0-0	2-0-0	1-1-0	2-1-0	0-3-0	<b>0-0-0</b>
<b>Tuesday games</b>	0-1-0	1-0-0	0-1-0	2-1-0	5-0-1	<b>0-0-0</b>
<b>Wednesday games</b>	0-0-0	1-0-0	1-1-0	0-0-0	0-0-0	<b>0-0-0</b>
<b>Thursday games</b>	0-0-0	1-2-0	n/a	0-2-0	0-2-0	<b>0-0-0</b>
<b>Friday games</b>	9-5-3	11-2-2	10-4-3	15-1-0	7-8-2	<b>0-0-0</b>
<b>Saturday games</b>	7-5-0	9-2-2	9-5-0	6-2-5	6-3-1	<b>0-0-0</b>
<b>Sunday games</b>	4-1-1	3-2-0	0-2-0	3-1-0	3-1-0	<b>0-0-0</b>
<b>October</b>	4-1-0	2-2-1	4-1-0	5-1-0	6-2-1	<b>0-0-0</b>
<b>November</b>	6-1-0	6-2-1	3-6-0	7-0-0	6-2-0	<b>0-0-0</b>
<b>December</b>	2-1-1	4-0-0	2-0-1	1-3-1	1-3-1	<b>0-0-0</b>
<b>January</b>	2-4-1	7-0-1	7-1-1	4-0-3	4-2-0	<b>0-0-0</b>
<b>February</b>	4-2-1	6-0-1	4-3-1	7-1-1	1-5-2	<b>0-0-0</b>
<b>March</b>	4-3-1	3-3-0	1-3-0	4-2-0	3-1-0	<b>0-0-0</b>
<b>April</b>	0-1-0	0-1-0	n/a	0-1-0	0-0-0	<b>0-0-0</b>
<b>Wearing Gold</b>	6-3-0	6-4-1	4-3-0	1-2-1	2-2-0	<b>0-0-0</b>
<b>BC vs. League Teams</b>	18-10-3	20-4-2	13-10-3	18-5-5	6-9-3	<b>0-0-0</b>
<b>Connecticut</b>	n/a	n/a	1-1-0	1-0-1	2-0-0	<b>0-0-0</b>
<b>Maine</b>	1-2-0	1-1-0	1-1-0	2-0-0	2-0-0	<b>0-0-0</b>
<b>Massachusetts</b>	2-1-0	1-0-1	2-0-0	2-0-0	2-0-0	<b>0-0-0</b>
<b>UMass Lowell</b>	2-1-0	2-0-1	0-1-1	1-1-0	0-3-0	<b>0-0-0</b>
<b>Merrimack</b>	2-1-0	2-0-0	2-0-0	1-0-1	0-1-1	<b>0-0-0</b>
<b>New Hampshire</b>	1-1-1	2-0-0	1-0-1	2-0-0	2-0-0	<b>0-0-0</b>
<b>Northeastern</b>	3-1-0	3-0-0	1-1-1	1-1-1	2-1-0	<b>0-0-0</b>
<b>Providence</b>	1-1-1	2-0-0	1-1-0	1-1-1	2-0-0	<b>0-0-0</b>
<b>Vermont</b>	4-0-1	2-0-0	2-3-0	4-1-0	2-0-2	<b>0-0-0</b>
<b>Boston University</b>	2-2-0	3-0-0	1-1-0	2-0-1	1-3-0	<b>0-0-0</b>

# THE LAST TIME BOSTON COLLEGE . . .

Won in Overtime	vs. Vermont (HEA quarterfinals - game three) // (4-3 - Ryan Fitzgerald)	3-13-16
Lost in Overtime	vs. Vermont (2-3)	2-13-15
Overtime Tie	vs. Vermont (2-2)	2-18-17
Scored 11 goals	Army (11-0)	11-10-13
Scored 10 goals	Ottawa (10-0)	10-11-97
Scored 9 goals	Wisconsin (9-2)	10-18-13
Scored 15 goals	UMass-Lowell (15-6)	1-30-85
Allowed 10 goals	at Maine (12-5)	1-22-97
Had a home shutout	Vermont (7-0) // (Joseph Woll, 22 saves)	3-10-17
Had a road shutout	at Notre Dame (4-0) // (Thatcher Demko, 28 saves)	1-29-16
Had a neutral site shutout	Boston University (1-0, atTD Garden) // (Thatcher Demko, 30 saves)	2-8-16
Was shutout on road	at Providence (1-0)	11-29-14
Was shutout at home	vs. Boston University (3-0)	1-16-17
Had 4 PPGs	vs. Vermont (7 - 4 win in HEA Quarters) // (4-for-7)	3-11-17
Had 5 PPGs	PC (5-for-7)	11-21-03
Had 3 PPGs in one period	vs. Merrimack (6-1 win)	2-7-14
Had 2 SHGs	Julius Mattila (1), Christopher Brown (1) - vs Vermont	3-10-17
Had a 3 x 5 goal	Nathan Gerbe - vs. Wisconsin	10-27-06
Player had 2 PPGs	JD Dudek AND Austin Cangelosi - vs. Vermont (HEA Quarters)	3-11-17
Player had 2 PPGs in ONE period	JD Dudek AND Austin Cangelosi - vs. Vermont (HEA Quarters)	3-11-17
Player had 2 SHGs	Steven Whitney - Northeastern	2-6-12
Had a hat trick	JD Dudek - at Connecticut	11-22-16
Had a NATURAL hat trick	Austin Cangelosi - at Maine	11-4-16
Allowed a hat trick	Hampus Gustafsson - vs. Merrimack	2-10-17
Player scored 4 goals	Nathan Gerbe - at Harvard	2-12-07
Player scored 5 goals	Brian Gionta - vs. Maine	1-27-01
Player had 3 assists	Colin White AND Scott Savage - vs. Vermont (HEA Quarters)	3-11-17
Player had 4 assists	Johnny Gaudreau - at Vermont (2-4-6)	3-9-13
Player had 5 assists	Johnny Gaudreau - Maine (0-5-5)	1-18-14
Player had 5 points	Kevin Hayes (3-2-5) and Johnny Gaudreau (0-5-5) vs. Maine	1-18-14
Player had 6 points	Johnny Gaudreau - vs. Denver (3-3-6)	3-29-14
Allowed 50+ shots on goal	Minnesota-Duluth (51)	12-29-01
Goalie had 40-49 saves	Joseph Woll - vs. Boston University - HEA Semis (42)	3-17-17
Goalie had 50+ saves	Matti Kaltiainen at Minnesota-Duluth (50)	12-29-01
Goalie assist	Thatcher Demko - vs. UMass Lowell	2-26-16
Missed a penalty shot	Austin Cangelosi - vs. Quinnipiac	12-29-16
Made a penalty shot	Austin Cangelosi - vs. Air Force	10-7-16
Opp. missed a penalty shot	Kyle Singleton - vs. Merrimack (Thatcher Demko)	1-21-15
Came back from 3-goal deficit to win	vs. Merrimack (4-3)	11-16-12
Longest win streak in York era	19 games	(1-27-12 to 4-7-12)
Longest unbeaten streak in York era	19 games (TWICE), most recent	(12-6-13 and 2-22-14)
Went unpenalized	vs. New Hampshire	11-5-10
Opponent went unpenalized	vs. Northeastern (Beanpot)	2-10-14

# BOSTON COLLEGE'S RECORD WHEN

	Scores	Assists	is a +	is a -
<b>BOOTH</b>	--	--	--	--
<b>BROWN</b>	--	--	--	--
<b>CAMPOLI</b>	--	--	--	--
<b>CARREAU</b>	--	--	--	--
<b>COTTON</b>	--	--	--	--
<b>DUDEK</b>	--	--	--	--
<b>FITZGERALD</b>	--	--	--	--
<b>GRANDO</b>	--	--	--	--
<b>GREGO</b>	--	--	--	--
<b>HUSTKO</b>	--	--	--	--
<b>KAROW</b>	--	--	--	--
<b>KIM</b>	--	--	--	--
<b>LOHAN</b>	--	--	--	--
<b>JESPER MATTILA</b>	--	--	--	--
<b>JULIUS MATTILA</b>	--	--	--	--
<b>MCINNIS</b>	--	--	--	--
<b>McPHEE</b>	--	--	--	--
<b>MERULLA</b>	--	--	--	--
<b>MOORE</b>	--	--	--	--
<b>RÄSÄNEN</b>	--	--	--	--
<b>TORTORA</b>	--	--	--	--
<b>WALKER</b>	--	--	--	--



GRAHAM McPHEE | FORWARD

## CAREER POINTS LOG

NAME	GP	G	A	PTS
Casey Fitzgerald	76	9	40	49
Christopher Brown	75	11	26	37
Michael Kim	64	6	21	27
David Cotton	40	10	14	24
JD Dudek	74	14	11	25
Julius Mattila	30	8	8	16
Connor Moore	40	1	12	13
Luke McInnis	35	3	7	10
Graham McPhee	39	2	8	10
Jesper Mattila	34	2	7	9
Zach Walker	32	2	5	7
Mike Booth	37	2	4	6
Ron Greco	35	2	2	4
Michael Campoli	12	0	1	1
Joseph Woll	34	0	0	0
Ryan Edquist	8	0	0	0
Mike Merulla	3	0	0	0
Ian Milosz	2	0	0	0
Casey Carreau	0	0	0	0
Christopher Grando	0	0	0	0
Logan Hustko	0	0	0	0
Michael Karow	0	0	0	0
Kevin Lohan	0	0	0	0
Aapeli Räsänen	0	0	0	0
Jacob Tortora	0	0	0	0

**Power-play goals (16):** C. Fitzgerald (5), Cotton (4), Dudek (3), Brown (2), Jul. Mattila (1), Kim (1).

**Short-handed goals (4):** Brown (1), Dudek (1), Kim (1), Julius Mattila (1).

## GOALIE CAREER LOG

GP	Min.	W-L-T	GA	GAA	Saves	Sv%
<b>Joseph Woll</b>						
34	1976:53	17-13-3	87	2.64	912	.913
<b>Ryan Edquist</b>						
8	427:44	4-2-1	13	1.82	155	.923
<b>Ian Milosz</b>						
2	124:30	1-0-1	7	3.37	62	.899

## GAME - BY - GAME LOG

	Score	Goals	Asst.	Shots	P-PIM	P-PIM	G-Ch	G-Ch
Oct 6, 2017 vs. Quinnipoc	-	-	-	-	-	-	-	-
<b>TOTALS</b>	-	-	-	-	-	-	-	-


## CLASS - BY - CLASS POINTS LOG

**freshmen**  
0 GOALS • 0 ASSISTS • 0 POINTS

**sophomores**  
0 GOALS • 0 ASSISTS • 0 POINTS

**juniors**  
0 GOALS • 0 ASSISTS • 0 POINTS

**graduates**  
0 GOALS • 0 ASSISTS • 0 POINTS



# BC vs. HOCKEY EAST

SCORING OFFENSE		Games	Goals	G/G
1	Northeastern	38	140	3.68
2	UMass Lowell	41	151	3.68
3	Boston College	40	132	3.30
4	Vermont	38	122	3.21
5	Notre Dame	40	128	3.20
6	Boston University	39	123	3.15
7	New Hampshire	40	124	3.10
8	Providence	39	116	2.97
9	Maine	36	102	2.83
10	Connecticut	36	96	2.67
11	Merrimack	37	90	2.43
12	Massachusetts	36	66	1.83

SCORING DEFENSE		Games	Goals	G/G
1	Boston University	39	90	2.31
2	UMass Lowell	41	95	2.32
3	Notre Dame	40	93	2.33
4	Providence	39	92	2.36
5	Merrimack	37	96	2.59
6	Boston College	40	104	2.60
7	Vermont	38	106	2.79
8	Connecticut	36	104	2.89
9	Northeastern	38	113	2.97
10	New Hampshire	40	136	3.40
11	Maine	36	125	3.47
12	Massachusetts	36	132	3.67

PENALTY MINUTES		Games	PIMs	PIMs/G
1	Boston College	40	602	15.1
2	Maine	36	502	13.9
3	Boston University	39	526	13.5
4	Northeastern	38	492	12.9
5	Massachusetts	36	463	12.9
6	Providence	39	497	12.7
7	Merrimack	37	451	12.2
8	Vermont	38	444	11.7
9	Connecticut	36	392	10.9
10	UMass Lowell	41	446	10.9
11	Notre Dame	40	422	10.6
12	New Hampshire	40	368	9.2

POWER PLAY		Totals	SHA	PP %
1	Northeastern	55/197	6	27.9
2	UMass Lowell	48/178	6	27.0
3	New Hampshire	41/193	5	21.2
4	Boston University	33/170	4	19.4
5	Vermont	35/184	4	19.0
6	Maine	31/166	6	18.7
7	Notre Dame	32/173	1	18.5
8	Providence	35/193	6	18.1
9	Connecticut	24/147	2	16.3
10	Boston College	28/172	3	16.3
11	Merrimack	27/180	4	15.0
12	Massachusetts	16/182	4	8.8

PENALTY KILL		Totals	SHF	PK %
1	Boston University	169/194	9	87.1
2	UMass Lowell	157/183	4	85.8
3	Providence	155/181	1	85.6
4	Notre Dame	131/153	4	85.6
5	Vermont	141/169	1	83.4
6	Boston College	180/216	11	83.3
7	Northeastern	134/162	5	82.7
8	Connecticut	126/154	2	81.8
9	Massachusetts	141/176	1	80.1
10	New Hampshire	115/144	3	79.9
11	Merrimack	144/181	3	79.6
12	Maine	152/193	4	78.8

# BC STACKING UP AGAINST THE NCAA & HEA

Points per game	Figure	NCAA	Hockey East
Colin White	1.00	T-54th	T-19th
Goals per game	Figure	NCAA	Hockey East
Austin Cangelosi	0.54	T-25th	T-6th
Assists per game	Figure	NCAA	Hockey East
Matthew Gaudreau	0.68	T-43rd	T-10th
PPGs per game	Figure	NCAA	Hockey East
Colin White / Austin Cangelosi	0.18 (6)	T-44th	T-12th
SHGs per game	Figure	NCAA	Hockey East
Austin Cangelosi	0.09 (3)	T-4th	3rd
Game-winning goals	Figure	NCAA	Hockey East
David Cotton	4	T-18th	T-7th
Points per game (DEFENSE)	Figure	NCAA	Hockey East
Scott Savage	0.66	T-29th	T-6th
Points per game (ROOKIES)	Figure	NCAA	Hockey East
David Cotton	0.63	T-30th	6th
Goals against average	Figure	NCAA	Hockey East
Joseph Woll	2.61	31st	8th
Save percentage	Figure	NCAA	Hockey East
Joseph Woll	.913	27th	6th
Winning percentage	Figure	NCAA	Hockey East
Joseph Woll	.565	27th	6th
Shutouts	Figure	NCAA	Hockey East
Joseph Woll	1 shutout	T-40th	--

# BC STACKING UP AGAINST THE NCAA & HEA

	Figure	NCAA	Hockey East
Scoring Offense	3.32	13th	4th
Scoring Defense	2.58	19th	5th
Scoring Margin	+0.74	13th	5th
Penalty Minutes	14.6	14th	1st
Power Play	16.5 %	39th	9th
Penalty Kill	83.1 %	T-26th	6th
Combined Special Teams	53.6 %	8th	3rd
Team Winning Percentage	.579	22nd	6th
Unbeaten Streak	--	--	--



# BOSTON COLLEGE GOALS SCORED CHART

#	Date	Opp	Type	Player	Assist (1st)	Assist (2nd)	Pd
1	10/7	AIR FORCE	PENALTY SHOT	Cangelosi	--	--	2nd
2	10/8	DENVER	5 x 5	Cangeosi	McInnis	Brown	1
3	10/8	DENVER	5 x 5	Cotton	Brown	Kim	2
4	10/8	DENVER	5 x 6 EN	Cangelosi	R. Fitzgerald	Kim	3
5	10/14	WISCONSIN	5 x 5	Dudek	Calnan	--	3
6	10/16	WISCONSIN	5 x 5	Cotton	Brown	C. Fitzgerald	1
7	10/16	WISCONSIN	5 x 5	Brown	Cotton	Cangelosi	1
8	10/16	WISCONSIN	5 x 5	Gaudreau	Calnan	Moore	2
9	10/16	WISCONSIN	5 x 5	Brown	Moore	--	2
10	10/16	WISCONSIN	5 x 5	Julius Mattila	Gaudreau	Calnan	2
11	10/16	WISCONSIN	5 x 5	Brown	Cotton	Jesper Mattila	2
12	10/16	WISCONSIN	5 x 6 EN	R. Fitzgerald	--	--	3
13	10/16	WISCONSIN	5 x 6 EN	White	R. Fitzgerald	Julius Mattila	3
14	10/21	CC	5 x 4 pp	White	R. Fitzgerald	C. Fitzgerald	1
15	10/21	CC	5 x 4 pp	C. Fitzgerald	White	Kim	1
16	10/21	CC	5 x 5	Jesper Mattila	Walker	Booth	2
17	10/21	CC	5 x 5	White	Savage	Campoli	2
18	10/22	HOLY CROSS	5 x 5	Booth	McPhee	Walker	1
19	10/22	HOLY CROSS	5 x 5	C. Fitzgerald	Walker	McPhee	1
20	10/22	HOLY CROSS	5 x 5	McInnis	Cotton	Booth	2
21	10/22	HOLY CROSS	5 x 5	Gaudreau	Kim	Greco	2
22	10/22	HOLY CROSS	5 x 4 pp	Calnan	McPhee	Jesper Mattila	3
23	10/22	HOLY CROSS	5 x 5	C. Fitzgerald	Gaudreau	Calnan	3
24	10/25	MERRIMACK	5 x 4 pp	Savage	Brown	Cotton	1
25	10/25	MERRIMACK	5 x 5	R. Fitzgerald	Dudek	Gaudreau	2
26	10/28	PROVIDENCE	5 x 5	Walker	Booth	Moore	1
27	10/28	PROVIDENCE	5 x 5	Gaudreau	Calnan	C. Fitzgerald	2
28	10/28	PROVIDENCE	5 x 5	Greco	Kim	Gaudreau	3
29	10/29	UMASS	4 x 5 sh	Dudek	Jesper Mattila	--	1
30	10/29	UMASS	5 x 5	Jesper Mattila	McPhee	Walker	1
31	10/29	UMASS	5 x 4 pp	Cangelosi	Brown	Savage	1
32	10/29	UMASS	5 x 5	R. Fitzgerald	White	Kim	2
33	10/29	UMASS	5 x 4 pp	White	R. Fitzgerald	Gaudreau	2
34	10/29	UMASS	5 x 5	White	Kim	C. Fitzgerald	3
35	10/29	UMASS	4 x 5 sh	Cangelosi	Savage	--	3
36	11/4	MAINE	5 x 4 pp	Cangelosi	Brown	Cotton	1
37	11/4	MAINE	4 x 5 sh	Cangelosi	Kim	C. Fitzgerald	2
38	11/4	MAINE	5 x 5	Cangelosi	Moore	Gaudreau	2
39	11/4	MAINE	5 x 5	Calnan	R. Fitzgerald	Jesper Mattila	3
40	11/4	MAINE	5 x 4 pp	Cotton	Brown	Savage	3
41	11/4	MAINE	5 x 5	R. Fitzgerald	Gaudreau	C. Fitzgerald	3
42	11/5	MAINE	5 x 5	Greco	Moore	Dudek	1
43	11/5	MAINE	5 x 5	Savage	Cangelosi	Brown	2
44	11/5	MAINE	5 x 5	Booth	Walker	C. Fitzgerald	3
45	11/8	UNH	5 x 4 pp	Brown	Savage	Cangelosi	1
46	11/8	UNH	5 x 5	C. Fitzgerald	White	R. Fitzgerald	2
47	11/8	UNH	5 x 5	Gaudreau	Cangelosi	McInnis	2
48	11/8	UNH	5 x 5	Gaudreau	Dudek	Calnan	3
49	11/8	UNH	6 x 4 pp en	White	R. Fitzgerald	Cangelosi	3
50	11/13	ASU	5 x 4 pp	White	R. Fitzgerald	Gaudreau	1
51	11/13	ASU	5 x 4 pp	Cotton	Kim	Savage	2
52	11/13	ASU	5 x 5	Calnan	Moore	R. Fitzgerald	3
53	11/18	HARVARD	5 x 5	Brown	Kim	C. Fitzgerald	2
54	11/18	HARVARD	5 x 4 pp	C. Fitzgerald	White	Gaudreau	3
55	11/22	UCONN	5 x 5	R. Fitzgerald	Brown	Cangelosi	2
56	11/22	UCONN	5 x 5	Dudek	R. Fitzgerald	Savage	2
57	11/22	UCONN	5 x 4 pp	Dudek	Moore	Jul. Mattila	3
58	11/22	UCONN	5 x 5	Jul. Mattila	Calnan	Gaudreau	3
59	11/22	UCONN	5 x 5	Dudek	R. Fitzgerald	Jes. Mattila	3
60	11/27	MINNESOTA	5 x 5	White	Cotton	Gaudreau	2
61	11/27	MINNESOTA	5 x 5	Gaudreau	White	Moore	2
62	11/29	NORTHEASTERN	5 x 5	White	Dudek	Gaudreau	2
63	11/29	NORTHEASTERN	5 x 4 sh	Kim	--	--	3
64	12/3	NORTH DAKOTA	5 x 3 pp	White	Savage	--	2
65	12/3	NORTH DAKOTA	5 x 5	Brown	Cotton	Savage	3
66	12/3	NORTH DAKOTA	6 x 5 ex	Gaudreau	Jul. Mattila	Savage	3
67	12/6	NORTHEASTERN	5 x 5	Dudek	Gaudreau	White	1
68	12/6	NORTHEASTERN	5 x 5	Walker	--	--	1
69	12/6	NORTHEASTERN	5 x 5	Dudek	Gaudreau	Kim	2
70	12/6	NORTHEASTERN	5 x 5	Cotton	Jes. Mattila	Brown	2
71	12/6	NORTHEASTERN	5 x 5	Savage	Gaudreau	White	3
72	12/10	NOTRE DAME	5 x 4 pp	Cotton	Brown	Jul. Mattila	1
73	12/10	NOTRE DAME	5 x 4 pp	Jul. Mattila	Brown	Moore	1
74	12/29	QUINNIPIAC	5 x 5	McPhee	Cangelosi	--	2
75	12/30	FERRIS STATE	5 x 4 pp	Kim	McInnis	Calnan	3
76	1/8	PC (FENWAY)	5 x 5	Kim	Cangelosi	--	2
77	1/8	PC (FENWAY)	5 x 4 pp	Cotton	Dudek	Jul. Mattila	3
78	1/8	PC (FENWAY)	5 x 6 en	Cangelosi	R. Fitzgerald	Savage	3

#	Date	Opp	Type	Player	Assist (1st)	Assist (2nd)	Pd
79	1/13	BOSTON UNIV	5 x 4 pp	White	C. Fitzgerald	Gaudreau	2
80	1/20	UMASS	5 x 5	Cotton	Cangelosi	Brown	1
81	1/20	UMASS	5 x 5	Jul. Mattila	McInnis	Savage	1
82	1/20	UMASS	5 x 5	Cangelosi	Brown	Cotton	1
83	1/20	UMASS	5 x 5	Savage	Brown	Cotton	2
84	1/20	UMASS	5 x 5	Kim	White	R. Fitzgerald	3
85	1/20	UMASS	5 x 5	Dudek	Savage	Jul. Mattila	3
86	1/24	UCONN	5 x 5	Kim	Moore	Cangelosi	1
87	1/24	UCONN	5 x 5	Dudek	C. Fitzgerald	--	1
88	1/28	NOTRE DAME	5 x 5	Calnan	Cotton	White	1
89	1/28	NOTRE DAME	5 x 5	Brown	C. Fitzgerald	R. Fitzgerald	2
90	1/28	NOTRE DAME	5 x 5	White	Gaudreau	Dudek	2
91	1/28	NOTRE DAME	5 x 5	Jul. Mattila	Cotton	C. Fitzgerald	3
92	1/28	NOTRE DAME	5 x 5	Calnan	Cotton	Jul. Mattila	3
93	1/28	NOTRE DAME	3 x 6 SH EN	R. Fitzgerald	C. Fitzgerald	--	3
94	2/3	UNH	5 x 5	Dudek	White	McPhee	1
95	2/3	UNH	5 x 5	White	Dudek	Moore	1
96	2/3	UNH	5 x 5	R. Fitzgerald	Gaudreau	--	2
97	2/3	UNH	5 x 5	Savage	Greco	Booth	2
98	2/3	UNH	5 x 5	McInnis	Gaudreau	Cangelosi	3
99	2/3	UNH	3 x 6 SH EN	Cangelosi	McPhee	C. Fitzgerald	3
100	2/6	BU (BEANPOT)	5 x 5	Cangelosi	Gaudreau	R. Fitzgerald	2
101	2/10	MERRIMACK	5 x 5	Gaudreau	Cangelosi	R. Fitzgerald	1
102	2/10	MERRIMACK	5 x 5	Cangelosi	R. Fitzgerald	Savage	1
103	2/10	MERRIMACK	5 x 5	Cangelosi	R. Fitzgerald	White	3
104	2/13	NU (BEANPOT)	5 x 5	Cotton	White	Calnan	1
105	2/13	NU (BEANPOT)	5 x 5	White	C. Fitzgerald	--	3
106	2/17	VERMONT	5 x 5	R. Fitzgerald	Cangelosi	Kim	1
107	2/17	VERMONT	5 x 5	Cangelosi	Gaudreau	--	1
108	2/17	VERMONT	5 x 5	Cotton	Savage	Dudek	1
109	2/18	VERMONT	5 x 5	Jul. Mattila	McPhee	Savage	1
110	2/18	VERMONT	5 x 4 pp	Cangelosi	White	Gaudreau	3
111	2/23	LOWELL	5 x 5	Cangelosi	Gaudreau	Kim	3
112	2/24	LOWELL	5 x 5	White	Cotton	Savage	3
113	3/10	VERMONT (HEA)	5 x 5	Cangelosi	White	C. Fitzgerald	1
114	3/10	VERMONT (HEA)	5 x 5	White	McInnis	--	1
115	3/10	VERMONT (HEA)	5 x 5	McInnis	C. Fitzgerald	Cotton	1
116	3/10	VERMONT (HEA)	5 x 5	Gaudreau	Kim	McInnis	2
117	3/10	VERMONT (HEA)	5 x 4 pp	Brown	Gaudreau	McInnis	3
118	3/10	VERMONT (HEA)	4 x 5 sh	Jul. Mattila	R. Fitzgerald	Moore	3
119	3/10	VERMONT (HEA)	4 x 5 sh	Brown	--	--	3
120	3/11	VERMONT (HEA)	5 x 4 pp	Dudek	White	Savage	1
121	3/11	VERMONT (HEA)	5 x 5	Moore	Kim	Calnan	1
122	3/11	VERMONT (HEA)	5 x 4 pp	Dudek	Cangelosi	Savage	1
123	3/11	VERMONT (HEA)	5 x 4 pp	Cangelosi	Cotton	White	2
124	3/11	VERMONT (HEA)	5 x 4 pp	Cangelosi	White	Savage	2
125	3/11	VERMONT (HEA)	5 x 5	Calnan	Jul. Mattila	--	3
126	3/11	VERMONT (HEA)	5 x 5	R. Fitzgerald	Gaudreau	Kim	3
127	3/17	BU (HEA SEMIS)	5 x 5	Jul. Mattila	Savage	Jes. Mattila	2
128	3/17	BU (HEA SEMIS)	4 x 5 sh	R. Fitzgerald	Brown	Savage	2
129	3/17	BU (HEA SEMIS)	5 x 5	R. Fitzgerald	Brown	Gaudreau	3
130	3/18	UML (HEA TITLE)	5 x 4 pp	Cangelosi	Dudek	Savage	1
131	3/18	UML (HEA TITLE)	4 x 5 sh	McPhee	--	--	2
132	3/18	UML (HEA TITLE)	5 x 5	R. Fitzgerald	Dudek	Savage	3



# 2017 - 2018 RESULTS

\* From 2016-17

Date	Opponent	Result	W/L	Record	Att.	Goalie (S/GA)	Boston College scoring
<b>OCTOBER</b>							
Fri. 7	vs. Air Force!	1-2	L	0-1-0	3,984	Woll (24/2)	Cangelosi
Sat. 8	at Denver!	3-1	W	1-1-0	4,286	Woll (40/1)	Cangelosi, Cotton •, Cangelosi
Fri. 14	at Wisconsin	1-3	L	1-2-0	8,028	Woll (31/3)	Dudek
Sun. 16	at Wisconsin	8-5	W	2-2-0	8,635	Woll (22/5)	Cotton, Brown, Gaudreau, Brown, Jul. Mattila, Brown •, R. Fitzgerald, White
Fri. 21	vs. Colorado College	4-1	W	3-2-0	5,263	Edquist (23/1)	White, C. Fitzgerald •, Jes. Mattila, White
Sat. 22	at Holy Cross	6-1	W	4-2-0	3,884	Woll (25/1)	Booth, C. Fitzgerald •, McInnis, Gaudreau, Calnan, C. Fitzgerald
Tue. 25	at Merrimack*	2-2	T	4-2-1	2,321	Woll (32/2)	Savage, R. Fitzgerald
Fri. 28	vs. Providence*	3-1	W	5-2-1	5,019	Woll (27/1)	Walker, Gaudreau •, Greco
Sat. 29	at Massachusetts*	7-4	W	6-2-1	3,016	Edquist (14/4)	Dudek, Jes. Mattila, Cangelosi, R. Fitzgerald, White •, White, Cangelosi
<b>NOVEMBER</b>							
Fri. 4	at Maine*^	6-1	W	7-2-1	4,621	Woll (22/1)	Cangelosi, Cangelosi •, Cangelosi, Calnan, Cotton, R. Fitzgerald
Sat. 5	at Maine	3-2	W	8-2-1	5,125	Woll (28/2)	Greco, Savage, Booth •
Tue. 8	at New Hampshire*	5-3	W	9-2-1	3,028	Woll (26/3)	Brown, C. Fitzgerald, Gaudreau, Dudek •, White
Sun. 13	vs. Arizona State	3-1	W	10-2-1	4,440	Edquist (23/1)	White, Cotton •, Calnan
Fri. 18	at Harvard	2-5	L	10-3-1	3,095	Woll (28/4) / Edquist (5/1)	Brown, C. Fitzgerald
Tue. 22	at Connecticut*	5-2	W	11-3-1	5,127	Woll (18/2)	R. Fitzgerald, Dudek, Dudek •, Jul. Mattila, Dudek
Sun. 27	vs. Minnesota	2-4	L	11-4-1	5,154	Woll (32/3)	White, Gaudreau
Tue. 29	at Northeastern*	2-1	W	12-4-1	1,920	Woll (23/1)	White, Kim •
<b>DECEMBER</b>							
Sat. 3	vs. North Dakota \$	3-4	L	12-5-1	11,348	Woll (30/4)	White, Brown, Gaudreau
Tue. 6	vs. Northeastern*	5-3	W	13-5-1	3,777	Woll (28/3)	Dudek, Walker, Dudek, Cotton •, Savage
Sat. 10	at Notre Dame*	2-3	L	13-6-1	5,022	Woll (29/3)	Cotton, Jul. Mattila
Thu. 29	vs. Quinnipiac@	1-3	L	13-7-1	3,526	Edquist (31/3)	McPhee
Fri. 30	vs. Ferris State@	1-1	T	13-7-2	4,164	Edquist (36/1)	Kim •
<b>JANUARY</b>							
Sun. 8	vs. Providence* &	3-1	W	14-7-2	19,547	Woll (28/1)	Kim, Cotton •, Cangelosi
Fri. 13	at Boston University*	1-2	L	14-8-2	6,150	Woll (31/2)	White
Mon. 16	vs. Boston University*	0-3	L	14-9-2	7,884	Woll (29/2)	--
Fri. 20	vs. Massachusetts*	6-1	W	15-9-2	5,358	Edquist (12/1)	Cotton, Jul. Mattila •, Cangelosi, Savage, Kim, Dudek
Tue. 24	vs. Connecticut*	2-1	W	16-9-2	3,252	Woll (42/1)	Kim, Dudek •
Sat. 28	vs. Notre Dame*	6-4	W	17-9-2	7,884	Woll (29/4)	Calnan, Brown, White, Jul. Mattila, Calnan •, R. Fitzgerald
<b>FEBRUARY</b>							
Fri. 3	at New Hampshire*	6-4	W	18-9-2	6,149	Woll (25/4)	Dudek, White, R. Fitzgerald, Savage, McInnis •, Cangelosi
Mon. 6	vs. Boston University#	1-3	L	18-10-2	15,299	Woll (25/3)	Cangelosi
Fri. 10	vs. Merrimack*	3-6	L	18-11-2	4,217	Woll (3/3) / Edquist (11/2)	Gaudreau, Cangelosi, Cangelosi
Mon. 13	vs. Northeastern#	2-4	L	18-12-2	15,941	Woll (26/3)	Cotton, White
Fri. 17	vs. Vermont*	3-3	T	18-12-3	4,175	Woll (24/3)	R. Fitzgerald, Cangelosi, Cotton
Sat. 18	vs. Vermont*	2-2	T	18-12-4	5,467	Woll (29/2)	Jul. Mattila, Cangelosi
Thur. 23	vs. UMass Lowell*	1-4	L	18-13-4	4,306	Woll (20/4)	Cangelosi
Fri. 24	at UMass Lowell*	1-3	L	18-14-4	6,580	Woll (18/3)	White
<b>MARCH</b>							
Fri. 10	vs. Vermont~	7-0	W	19-14-4	2,463	Woll (22/0)	Cangelosi •, White, McInnis, Gaudreau, Brown, Jul. Mattila, Brown
Sat. 11	vs. Vermont~	7-4	W	20-14-4	3,102	Woll (32/4)	Dudek, Moore, Dudek, Cangelosi, Cangelosi •, Calnan, R. Fitzgerald
Fri. 17	vs. Boston University @ \$	3-2	W	21-14-4	10,979	Woll (42/2)	Jul. Mattila, R. Fitzgerald, R. Fitzgerald •
Sat. 18	vs. UMass Lowell @ \$	3-4	L	21-15-4	12,309	Woll (21/4)	Cangelosi, McPhee, R. Fitzgerald

- Game-winning goal
- + Game-tying goal
- \* Hockey East game
- ! 20th annual Ice Breaker Tournament (University of Denver)
- ^ Cross Insurance Arena (Portland, Maine)
- \$ College Hockey Showdown (Madison Square Garden - New York City)
- @ Three Rivers Classic (PPG Paints Arena - Pittsburgh)
- & Frozen Fenway (Fenway Park - Boston)
- # 65th annual Beanpot Tournament (TD Garden - Boston)
- ~ Hockey East Quarterfinals (Kelley Rink)



# BOSTON COLLEGE GOALS - ASSISTS - POINTS CHART

		2	3	4	5	6	7	8	9	10	12	14	15	17
		Karow	McInnis	Kim	Fitzgerald	Campoli	Moore	Jes. Mattila	Hutsko	Brown	Booth	Walker	Dudek	Coiton
Oct 6	QUINNIPIAC	--	--	--	--	--	--	--	--	--	--	--	--	--
Oct 13	WISCONSIN	--	--	--	--	--	--	--	--	--	--	--	--	--
Oct 15	PROVIDENCE	--	--	--	--	--	--	--	--	--	--	--	--	--
Oct 20	ST. CLOUD	--	--	--	--	--	--	--	--	--	--	--	--	--
Oct 21	ST. CLOUD	--	--	--	--	--	--	--	--	--	--	--	--	--
Oct 27	PROVIDENCE	--	--	--	--	--	--	--	--	--	--	--	--	--
Oct 28	DENVER	--	--	--	--	--	--	--	--	--	--	--	--	--
Nov 3	MERRIMACK	--	--	--	--	--	--	--	--	--	--	--	--	--
Nov 4	MERRIMACK	--	--	--	--	--	--	--	--	--	--	--	--	--
Nov 7	CONNECTICUT	--	--	--	--	--	--	--	--	--	--	--	--	--
Nov 10	VERMONT	--	--	--	--	--	--	--	--	--	--	--	--	--
Nov 11	VERMONT	--	--	--	--	--	--	--	--	--	--	--	--	--
Nov 17	NEW HAMPSHIRE	--	--	--	--	--	--	--	--	--	--	--	--	--
Nov 18	NORTHEASTERN	--	--	--	--	--	--	--	--	--	--	--	--	--
Nov 24	HARVARD	--	--	--	--	--	--	--	--	--	--	--	--	--
Dec 1	BOSTON UNIVERSITY	--	--	--	--	--	--	--	--	--	--	--	--	--
Dec 2	BOSTON UNIVERSITY	--	--	--	--	--	--	--	--	--	--	--	--	--
Dec 9	NORTHEASTERN	--	--	--	--	--	--	--	--	--	--	--	--	--
Dec 30	CONNECTICUT	--	--	--	--	--	--	--	--	--	--	--	--	--
Jan 5	MICHIGAN TECH	--	--	--	--	--	--	--	--	--	--	--	--	--
Jan 6	ASU / N. MICHIGAN	--	--	--	--	--	--	--	--	--	--	--	--	--
Jan 12	PROVIDENCE	--	--	--	--	--	--	--	--	--	--	--	--	--
Jan 14	NEW HAMPSHIRE	--	--	--	--	--	--	--	--	--	--	--	--	--
Jan 23	MASSACHUSETTS	--	--	--	--	--	--	--	--	--	--	--	--	--
Jan 26	UMASS LOWELL	--	--	--	--	--	--	--	--	--	--	--	--	--
Jan 27	UMASS LOWELL	--	--	--	--	--	--	--	--	--	--	--	--	--
Feb 2	CONNECTICUT	--	--	--	--	--	--	--	--	--	--	--	--	--
Feb 5	NORTHEASTERN (BP)	--	--	--	--	--	--	--	--	--	--	--	--	--
Feb 9	UMASS LOWELL	--	--	--	--	--	--	--	--	--	--	--	--	--
Feb 12	BU / HARVARD (BP)	--	--	--	--	--	--	--	--	--	--	--	--	--
Feb 15	MASSACHUSETTS	--	--	--	--	--	--	--	--	--	--	--	--	--
Feb 17	MAINE	--	--	--	--	--	--	--	--	--	--	--	--	--
Feb 23	MAINE	--	--	--	--	--	--	--	--	--	--	--	--	--
Feb 24	MAINE	--	--	--	--	--	--	--	--	--	--	--	--	--
Mar 2	HEA FIRST RD	--	--	--	--	--	--	--	--	--	--	--	--	--
Mar 3	HEA FIRST RD	--	--	--	--	--	--	--	--	--	--	--	--	--
Mar 4	HEA FIRST RD	--	--	--	--	--	--	--	--	--	--	--	--	--
Mar 9	HEA QUARTERFINALS	--	--	--	--	--	--	--	--	--	--	--	--	--
Mar 10	HEA QUARTERFINALS	--	--	--	--	--	--	--	--	--	--	--	--	--
Mar 11	HEA QUARTERFINALS	--	--	--	--	--	--	--	--	--	--	--	--	--
Mar 16	HEA SEMIFINALS	--	--	--	--	--	--	--	--	--	--	--	--	--
Mar 17	HEA CHAMPIONSHIP	--	--	--	--	--	--	--	--	--	--	--	--	--
Mar 23	NCAA REGIONALS	--	--	--	--	--	--	--	--	--	--	--	--	--
Mar 24	NCAA REGIONALS	--	--	--	--	--	--	--	--	--	--	--	--	--
Apr 7	NCAA SEMIFINALS	--	--	--	--	--	--	--	--	--	--	--	--	--
Apr 9	NCAA CHAMPIONSHIP	--	--	--	--	--	--	--	--	--	--	--	--	--
	<b>TOTAL</b>	--	--	--	--	--	--	--	--	--	--	--	--	--

		18	19	20	21	22	24	26	27	28	29	31	35
		Carreau	Tortora	Merulla	Grando	Rasänen	Lohan	Jul. Mattila	McPhee	Greco	Milosz	Woll	Edquist
Oct 6	QUINNIPIAC	--	--	--	--	--	--	--	--	--	--	--	--
Oct 13	WISCONSIN	--	--	--	--	--	--	--	--	--	--	--	--
Oct 15	PROVIDENCE	--	--	--	--	--	--	--	--	--	--	--	--
Oct 20	ST. CLOUD	--	--	--	--	--	--	--	--	--	--	--	--
Oct 21	ST. CLOUD	--	--	--	--	--	--	--	--	--	--	--	--
Oct 27	PROVIDENCE	--	--	--	--	--	--	--	--	--	--	--	--
Oct 28	DENVER	--	--	--	--	--	--	--	--	--	--	--	--
Nov 3	MERRIMACK	--	--	--	--	--	--	--	--	--	--	--	--
Nov 4	MERRIMACK	--	--	--	--	--	--	--	--	--	--	--	--
Nov 7	CONNECTICUT	--	--	--	--	--	--	--	--	--	--	--	--
Nov 10	VERMONT	--	--	--	--	--	--	--	--	--	--	--	--
Nov 11	VERMONT	--	--	--	--	--	--	--	--	--	--	--	--
Nov 17	NEW HAMPSHIRE	--	--	--	--	--	--	--	--	--	--	--	--
Nov 18	NORTHEASTERN	--	--	--	--	--	--	--	--	--	--	--	--
Nov 24	HARVARD	--	--	--	--	--	--	--	--	--	--	--	--
Dec 1	BOSTON UNIVERSITY	--	--	--	--	--	--	--	--	--	--	--	--
Dec 2	BOSTON UNIVERSITY	--	--	--	--	--	--	--	--	--	--	--	--
Dec 9	NORTHEASTERN	--	--	--	--	--	--	--	--	--	--	--	--
Dec 30	CONNECTICUT	--	--	--	--	--	--	--	--	--	--	--	--
Jan 5	MICHIGAN TECH	--	--	--	--	--	--	--	--	--	--	--	--
Jan 6	ASU / N. MICHIGAN	--	--	--	--	--	--	--	--	--	--	--	--
Jan 12	PROVIDENCE	--	--	--	--	--	--	--	--	--	--	--	--
Jan 14	NEW HAMPSHIRE	--	--	--	--	--	--	--	--	--	--	--	--
Jan 23	MASSACHUSETTS	--	--	--	--	--	--	--	--	--	--	--	--
Jan 26	UMASS LOWELL	--	--	--	--	--	--	--	--	--	--	--	--
Jan 27	UMASS LOWELL	--	--	--	--	--	--	--	--	--	--	--	--
Feb 2	CONNECTICUT	--	--	--	--	--	--	--	--	--	--	--	--
Feb 5	NORTHEASTERN (BP)	--	--	--	--	--	--	--	--	--	--	--	--
Feb 9	UMASS LOWELL	--	--	--	--	--	--	--	--	--	--	--	--
Feb 12	BU / HARVARD (BP)	--	--	--	--	--	--	--	--	--	--	--	--
Feb 15	MASSACHUSETTS	--	--	--	--	--	--	--	--	--	--	--	--
Feb 17	MAINE	--	--	--	--	--	--	--	--	--	--	--	--
Feb 23	MAINE	--	--	--	--	--	--	--	--	--	--	--	--
Feb 24	MAINE	--	--	--	--	--	--	--	--	--	--	--	--
Mar 2	HEA FIRST RD	--	--	--	--	--	--	--	--	--	--	--	--
Mar 3	HEA FIRST RD	--	--	--	--	--	--	--	--	--	--	--	--
Mar 4	HEA FIRST RD	--	--	--	--	--	--	--	--	--	--	--	--
Mar 9	HEA QUARTERFINALS	--	--	--	--	--	--	--	--	--	--	--	--
Mar 10	HEA QUARTERFINALS	--	--	--	--	--	--	--	--	--	--	--	--
Mar 11	HEA QUARTERFINALS	--	--	--	--	--	--	--	--	--	--	--	--
Mar 16	HEA SEMIFINALS	--	--	--	--	--	--	--	--	--	--	--	--
Mar 17	HEA CHAMPIONSHIP	--	--	--	--	--	--	--	--	--	--	--	--
Mar 23	NCAA REGIONALS	--	--	--	--	--	--	--	--	--	--	--	--
Mar 24	NCAA REGIONALS	--	--	--	--	--	--	--	--	--	--	--	--
Apr 7	NCAA SEMIFINALS	--	--	--	--	--	--	--	--	--	--	--	--
Apr 9	NCAA CHAMPIONSHIP	--	--	--	--	--	--	--	--	--	--	--	--
	<b>TOTAL</b>	--	--	--	--	--	--	--	--	--	--	--	--



# BOSTON COLLEGE CAREER POINTSTREAK LIST

## 12 | MIKE BOOTH

Goals..... n/a  
 Assists ..... 2 games (most recent: Oct. 21-22, 2016)  
 Points..... 2 games (most recent: Oct. 21-22, 2016)

## 10 | CHRIS BROWN

Goals..... n/a  
 Assists ..... 2 games - four times (most recent: Dec. 6-10, 2016)  
 Points..... 3 games (most recent: Dec. 3-10, 2016)

## 6 | MICHAEL CAMPOLI

Goals..... n/a  
 Assists ..... n/a  
 Points..... n/a

## 18 | CASEY GARREAU

Goals..... n/a  
 Assists ..... n/a  
 Points..... n/a

## 17 | DAVID COTTON

Goals..... 2 games - twice (most recent: Feb. 13-17, 2017)  
 Assists ..... 2 games - twice (most recent: Feb. 24 - March 10, 2017)  
 Points..... 3 games - twice (most recent: Dec. 3-10, 2016)

## 15 | JD DUDEK

Goals..... 2 games (most recent: Jan. 20-24, 2017)  
 Assists ..... n/a  
 Points..... 4 games (most recent: Jan. 20 - Feb. 3, 2017)

## 5 | CASEY FITZGERALD

Goals..... 2 games (most recent: Oct. 21-22, 2016)  
 Assists ..... 4 games (most recent: Oct. 28-Nov. 5, 2016)  
 Points..... 5 games (most recent: Oct. 28-Nov. 8, 2016)

## 28 | CHRIS GRANDO

Goals..... n/a  
 Assists ..... n/a  
 Points..... n/a

## 28 | RON GREGO

Goals..... n/a  
 Assists ..... n/a  
 Points..... n/a

## 9 | LOGAN HUTSKO

Goals..... n/a  
 Assists ..... n/a  
 Points..... n/a

## 2 | MICHAEL KAROW

Goals..... n/a  
 Assists ..... n/a  
 Points..... n/a

## 27 | MICHAEL KIM

Goals..... 2 games - twice (most recent: Jan. 20-24, 2017)  
 Assists ..... 3 games - three times (most recent: Oct. 28-Nov. 4, 2016)  
 Points..... 3 games - three times (most recent: Oct. 28-Nov. 4, 2016)

## 24 | KEVIN LOHAN

Goals..... n/a  
 Assists ..... n/a  
 Points..... n/a

## 8 | JESPER MATTILA

Goals..... n/a  
 Assists ..... 2 games (most recent: Oct. 29-Nov. 4, 2016)  
 Points..... 3 games (most recent: Oct. 16-22, 2016)

## 26 | JULIUS MATTILA

Goals..... n/a  
 Assists ..... n/a  
 Points..... 3 games - twice (most recent: March 10-17, 2017)

## 3 | LUKE McINNIS

Goals..... n/a  
 Assists ..... n/a  
 Points..... n/a

## 27 | GRAHAM McPHEE

Goals..... n/a  
 Assists ..... n/a  
 Points..... n/a

## 20 | MIKE MERULLA

Goals..... n/a  
 Assists ..... n/a  
 Points..... n/a

## 7 | CONNOR MOORE

Goals..... n/a  
 Assists ..... 2 games (most recent: Nov. 22-27, 2016)  
 Points..... 2 games - twice (most recent: March 10-11, 2017)

## 22 | AAPELI RÄSÄNEN

Goals..... n/a  
 Assists ..... n/a  
 Points..... n/a

## 19 | JACOB TORTORA

Goals..... n/a  
 Assists ..... n/a  
 Points..... n/a

## 14 | ZACH WALKER

Goals..... n/a  
 Assists ..... 2 games (most recent: Oct. 21-22, 2016)  
 Points..... 2 games - twice (most recent: Oct. 28-29, 2016)



ZACH WALKER | FORWARD

# 2017 - 2018 BOSTON COLLEGE STATISTICS

##	Name	GP	G	A	Pts	Shots	Pct	+/-	No-Min	Min	Maj	Oth	PP	SH	FG	GW	GTG	OT	HT	PN	UA	BLK
9	Austin Cangelosi	39	21	14	35	86	.244	+18	13-26	13	0	0	7	3	3	3	0	0	1	1	0	29
21	Matthew Gaudreau	40	8	27	35	79	.101	+11	19-54	17	0	2	0	1	0	1	0	0	0	0	0	17
18	Colin White	35	16	17	33	104	.154	+8	23-46	23	0	0	6	0	2	1	0	0	0	0	0	18
19	Ryan Fitzgerald	34	12	19	31	132	.091	+14	24-56	23	0	1	0	2	1	1	0	0	0	0	1	17
2	Scott Savage	40	5	24	29	88	.057	+17	12-24	12	0	0	1	0	1	0	0	0	0	0	0	44
10	Chris Brown	34	9	17	26	84	.107	+19	8-12	6	0	0	2	1	2	1	0	0	1	0	1	11
17	David Cotton	40	10	14	24	95	.105	+10	8-16	8	0	0	4	0	4	4	0	0	0	0	0	8
15	JD Dudek	40	13	9	22	101	.129	+10	14-28	14	0	0	3	1	4	3	0	0	1	0	0	13
5	Casey Fitzgerald	37	5	17	22	53	.094	+7	23-46	23	0	0	2	0	0	2	0	0	0	0	0	41
4	Michael Kim	40	5	16	21	99	.051	+18	10-20	10	0	0	1	1	1	1	1	0	0	0	1	45
26	Julius Mattila	30	8	8	16	74	.108	+2	2-4	2	0	0	1	1	2	1	0	0	0	0	0	10
11	Chris Calnan	39	6	10	16	70	.086	0	13-45	10	1	2	1	0	0	1	0	0	0	0	0	11
7	Connor Moore	40	1	12	13	30	.033	+17	8-24	7	0	1	0	0	0	0	0	0	0	0	0	49
3	Luke McInnis	35	3	7	10	53	.057	+3	13-37	11	1	1	0	0	0	1	0	0	0	0	0	37
27	Graham McPhee	39	2	8	10	53	.038	+1	17-42	16	0	1	0	1	0	0	0	0	0	0	1	24
8	Jesper Mattila	34	2	7	9	37	.054	-1	12-24	12	0	0	0	0	0	0	0	0	0	0	0	15
14	Zach Walker	32	2	5	7	13	.154	+3	8-27	6	1	1	0	0	1	0	0	0	0	0	1	6
12	Mike Booth	37	2	4	6	30	.067	0	7-14	7	0	0	0	0	1	1	0	0	0	0	0	4
28	Ron Greco	35	2	2	4	29	.069	-1	10-31	8	1	1	0	0	1	0	0	0	0	0	0	12
6	Michael Campoli	12	0	1	1	9	.000	+7	3-6	3	0	0	0	0	0	0	0	0	0	0	0	11
20	Mike Merulla	3	0	0	0	0	.000	0	0-0	0	0	0	0	0	0	0	0	0	0	0	0	1
23	Chris Shero	3	0	0	0	0	.000	0	2-4	2	0	0	0	0	0	0	0	0	0	0	0	0
31	Joe Woll	34	0	0	0	0	.000	0	1-2	1	0	0	0	0	0	0	0	0	0	0	0	0
TM	TEAM	25	0	0	0	0	.000	0	7-14	7	0	0	0	0	0	0	0	0	0	0	0	1
	Total.....	40	132	238	370	1319	.100	+163	255-602	241	4	10	28	11	23	21	1	0	3	1	5	424
	Opponents.....	40	104	180	284	1171	.089	-	211-471	203	3	5	36	3	17	15	3	0	1	0	6	534

# 2017 - 2018 BOSTON COLLEGE GOALTENDING STATISTICS

##	Name	GP-GS	Minutes	GA	Avg	Saves	Pct	W	L	T	Sho	PP	SH	EN	PEN	SOG
35	Ryan Edquist	8-6	427:44	13	1.82	155	.923	4	2	1	0	5	0	0	0	0
31	Joe Woll	34-34	1976:52	87	2.64	912	.913	17	13	3	1	30	3	0	0	0
TM	EMPTY NET	25-0	15:24	4	-	0	.000	0	0	0	0	1	0	4	0	0
	Total.....	40-0	2420:00	104	2.58	1067	.911	21	15	4	1	36	3	4	0	0
	Opponents.....	40-0	2420:00	132	3.27	1187	.900	15	21	4	1	28	11	7	1	0

# 2017 - 2018 STATISTICAL COMPARISONS

TEAM STATISTICS	BC	OPP
<b>SHOT STATISTICS</b>		
Goals-Shot attempts	129-1278	100-1146
Shot pct.	.101	.087
Goals/Game	3.3	2.6
Shots/Game	32.8	29.4
Assists	234	174
<b>POWER PLAYS</b>		
Goals-Power Plays	27-167	35-210
Conversion Percent	.162	.167
Shot Attempts	243	284
Shot Percent	.111	.123
<b>GOAL BREAKDOWN</b>		
Total Goals	129	100
Power Play	27	35
Short-handed	10	3
Empty net	7	4
Penalty	1	0
Unassisted	4	5
Overtime	0	0
Shootout	0	0
Delayed Penalty	0	0

TEAM STATISTICS	BC	OPP
<b>PENALTIES</b>		
Number	250	206
Minutes	592	461
Penalties/Game	6.4	5.3
Pen minutes/Game	15.2	11.8
Minor	236	198
Major	4	3
10-minute Misconduct	5	3
Game Misconduct	5	2
Gross Misconduct	0	0
Match	0	0
SHOOTOUTS (Made-Att)	1-3	0-3
<b>ATTENDANCE</b>		
Total	74789	93506
Dates/Avg Per Date	16/4674	16/5844
Neutral Site #/Avg	7/5375	

GOALS BY PERIOD	1	2	3	OT	Total
Boston College	41	42	46	0	129
Opponents	20	34	46	0	100

SAVES BY PERIOD	1	2	3	OT	Total
Boston College	317	363	355	11	1046
Opponents	384	408	340	17	1149

# BC'S SUSTAINED SUCCESS IN COLLEGE HOCKEY AND BEYOND

## MOST FROZEN FOUR APPEARANCES

<b>Boston College</b> .....	<b>25</b>
Michigan .....	24
Boston University / North Dakota .....	22
Minnesota .....	21
Denver .....	15

## MOST NCAA TOURNAMENT APPEARANCES

Minnesota .....	37
Michigan .....	36
<b>Boston College / Boston University</b> .....	<b>35</b>
North Dakota .....	32
Denver / Michigan State .....	27
Wisconsin .....	25

## MOST NCAA TOURNAMENT APPEARANCES IN THE LAST 10 YEARS

Denver / North Dakota .....	10
<b>Boston College / Denver</b> .....	<b>8</b>
Miami / Notre Dame .....	7
Michigan / Minnesota / Minnesota Duluth / St. Cloud State / Yale .....	6

## LONGEST ACTIVE NCAA TOURNAMENT APPEARANCE STREAKS

North Dakota .....	15
Denver .....	10
Providence .....	4

## MOST NATIONAL CHAMPIONSHIPS

Michigan .....	9
North Dakota / Denver .....	8
Wisconsin .....	6
<b>Boston College / Boston University / Minnesota</b> .....	<b>5</b>
Lake Superior State / Michigan State / Michigan Tech .....	3
Colorado College / Cornell / Maine / Rensselaer .....	2
Bowling Green / Harvard / Minnesota Duluth / Northern Michigan / Providence / Union / Yale .....	1

## MOST CONSECUTIVE 20-WIN SEASONS

Denver .....	16
North Dakota .....	15
<b>Boston College</b> .....	<b>8</b>
UMass Lowell / Minnesota / Quinnipiac .....	6

## YOUNGEST TEAMS IN 2017-18 (as of October 1, 2017)

<b>Boston College</b> .....	<b>20 years, 125 days</b>
Boston University .....	20 years, 127 days
Michigan .....	20 years, 324 days
Michigan State .....	20 years, 335 days
Notre Dame .....	21 years, 44 days
Minnesota .....	21 years, 59 days
Cornell .....	21 years, 67 days
Harvard / Denver .....	21 years, 72 days
Providence .....	21 years, 83 days

## COLLEGE PRODUCING MOST NHLERS IN 2016-17 SEASON

<b>Boston College</b> .....	<b>24</b>
Michigan .....	22
North Dakota .....	22
Boston University .....	19
Wisconsin .....	19
Minnesota .....	18

## NUMBER OF NAMES ON THE STANLEY CUP

Wisconsin .....	19
<b>Boston College</b> .....	<b>18</b>
Michigan / North Dakota .....	16
Notre Dame .....	11
Boston University / Michigan State / Minnesota / Minnesota Duluth .....	10
Cornell .....	9
Denver / Vermont .....	8
Bowling Green / New Hampshire .....	7
Clarkson / UMass Lowell / Providence / St. Cloud State .....	6


## NUMBER OF DRAFT PICKS ON A TEAM

Minnesota .....	13
Boston University .....	12
Michigan .....	10
Providence / Wisconsin .....	9
<b>Boston College</b> .....	<b>8</b>



• NOAH HANIFIN | FIFTH OVERALL PICK OF CAROLINA IN 2015





# JERRY YORK

## THE SCHILLER FAMILY HEAD HOCKEY COACH

**46th YEAR** year of coaching

**24th YEAR** head coach at Boston College

- Enters his 46th season as a head coach; spent seven years (1972-79) at Clarkson and 15 years (1979-94) at Bowling Green -- this marks York's 24th season behind the bench of his alma mater
- College hockey's all-time winningest coach with **1,033 wins**
- Earned his 1,000th career victory with a 8-0 victory over Massachusetts on Jan. 22, 2016
- Earned his 925th career victory with a 5-2 win over Alabama-Huntsville on Dec. 29, 2012, in Minneapolis, Minn., surpassing Ron Mason to become the winningest coach in the history of college hockey
- Earned his 502nd win at Boston College on Nov. 21, 2014, with a 5-3 win at Massachusetts, surpassing his former coach John "Snooks" Kelley as the winningest coach in BC hockey history
- Is one of only three coaches in NCAA history to lead two different schools to national titles; led Bowling Green to the 1984 NCAA title, and Boston College to the 2001, 2008, 2010 and 2012 NCAA titles
- Had his Boston College jersey retired on April 12, 2010, during the program's national championship celebration on O'Neill Plaza
- Was awarded the Lester Patrick Trophy, presented for outstanding service to hockey in the United States, in October 2010
- Earned the 1976-77 Spencer Penrose Trophy as the nation's Division I Coach of the Year
- Has been tabbed Hockey East Coach of the Year three times -- 2003-04, 2010-11 and 2013-14; also earned New England Coach of the Year honors twice -- in 2003-04 and 2013-14
- Earned CCHA Coach of the Year honors in 1981-82
- Has led 22 teams to 25 or more wins; has guided five teams to 30 or more victories
- Assumed the head coaching duties at Boston College, his alma mater, on June 15, 1994
- Has led Boston College to 12 NCAA Tournament "Frozen Four" berths -- 1998, 1999, 2000, 2001, 2004, 2006, 2007, 2008, 2010, 2012, 2014 and 2016.
- Is the all-time leader in NCAA Tournament wins with 41 victories
- Has led the Eagles to nine Hockey East Tournament titles -- 1998, 1999, 2001, 2005, 2007, 2008, 2010, 2011 and 2012.
- Guided the Eagles to eight Hockey East regular (or co-) season championships -- 2000-01, 2003-04, 2004-05, 2010-11, 2011-12, 2013-14, 2015-16 and 2016-17
- Won his 950th collegiate game with a 6-4 triumph over cross-town rival Boston University with a 6-4 win at Kelley Rink on Jan. 17, 2014; earned his 900th collegiate victory with a 4-2 home win over Merrimack at Kelley Rink on Feb. 17, 2012; earned his 850th collegiate victory with a 5-0 win against Wisconsin in the national championship game on April 10, 2010 in Detroit, Mich.; won his 500th game at Boston College on Oct. 31, 2014, in a 2-1 victory at Denver
- Served as head coach of a U.S. Select Team that competed in the Kitimat (British Columbia) Cup in the spring of 1995
- Assumed the head post at Bowling Green on April 10, 1979
- Led Bowling Green to six NCAA Tournament berths and a national title in 1984
- Led Bowling Green to four CCHA regular-season titles, including three consecutive crowns from 1981-84, and one CCHA tournament title
- Was inducted into the Bowling Green State University Athletic Hall of Fame in 2003
- Became the youngest head coach in the nation when he accepted the top job at Clarkson at age 26
- Guided Clarkson to 125 wins, six ECAC playoffs and one ECAC title in seven years
- Coached under Boston College's two legendary coaches; began his career as John "Snooks" Kelley's graduate assistant (1968-69), and served two years (1970-72) as Len Ceglarski's assistant coach at Clarkson

## AT CLARKSON

Year	Record	Postseason Laurels
1972-73	18-15-0	--
1973-74	12-14-1	--
1974-75	13-15-1	--
1975-76	18-12-1	--
1976-77	26-8-0	ECAC Champions
1977-78	19-11-0	--
1978-79	19-12-0	--

**Clarkson Totals: 125 - 87 - 3 (.588 in seven years)**

## AT BOWLING GREEN

Year	Record	Postseason Laurels
1979-80	16-20-2	--
1980-81	13-24-2	--
1981-82	27-13-2	CCHA Champions // NCAA Tournament qualifier
1982-83	28-8-4	CCHA Champions
1983-84	34-8-2	CCHA Champions // <b>NATIONAL CHAMPIONS</b>
1984-85	21-21-0	--
1985-86	28-14-0	--
1986-87	33-10-2	CCHA Champions // NCAA Tournament qualifier
1987-88	30-13-2	CCHA Tournament Champs // NCAA Tournament qualifier
1988-89	26-18-3	NCAA Tournament qualifier
1989-90	25-17-2	NCAA Tournament qualifier
1990-91	15-23-2	--
1991-92	8-21-5	--
1992-93	19-21-1	--
1993-94	19-17-2	--

**Bowling Green Totals: 342 - 248 - 31 (.576 in 15 years)**

## AT BOSTON COLLEGE

Year	Record	Postseason Laurels
1994-95	11-22-2	--
1995-96	16-17-3	--
1996-97	15-19-4	--
1997-98	28-9-5	Hockey East Tourney Champs // NCAA Tournament finalists
1998-99	27-12-4	Hockey East Tourney Champs // NCAA Tournament semifinalists
1999-2000	29-12-1	NCAA Tournament finalists
2000-01	33-8-2	HEA Champions // HEA Tourney Champions // <b>NATIONAL CHAMPIONS</b>
2001-02	18-18-2	--
2002-03	24-11-4	Hockey East Champions
2003-04	29-9-4	Hockey East Champions // NCAA Tournament semifinalists
2004-05	26-7-7	Hockey East Champions // HEA Tourney Champions
2005-06	26-13-3	NCAA Tournament finalists
2006-07	29-12-1	HEA Tourney Champions // NCAA Tournament finalists
2007-08	25-11-8	HEA Tourney Champions // <b>NATIONAL CHAMPIONS</b>
2008-09	18-14-5	--
2009-10	29-10-3	HEA Tourney Champions // <b>NATIONAL CHAMPIONS</b>
2010-11	30-8-1	HEA Champions // HEA Tourney Champions
2011-12	33-10-1	HEA Champions // HEA Tourney Champions // <b>NATIONAL CHAMPIONS</b>
2012-13	22-12-4	NCAA Tournament qualifier
2013-14	28-8-4	Hockey East Champions // NCAA Tournament Semifinalist
2014-15	21-14-3	NCAA Tournament qualifier
2015-16	28-8-5	Co - Hockey East Champions // NCAA Tournament Semifinalist
2016-17	21-15-4	Co - Hockey East Champions
2017-18	0-0-0	--

**Boston College Totals: 566 - 279 - 80 (.656 in 23 years)**

**CAREER RECORD: 1,033 - 614 - 114 (.619 in 45 years)**

	CLARKSON	BGSU	BC	TOTALS
Acadia	1			1
Air Force			2	2
Alabama Huntsville			1	1
Alaska Anchorage		2		2
Alaska Fairbanks		2	1	3
Arizona State			1	1
Army			3	3
Boston College	6	1		7
Bowling Green			7	7
Brown	1	1	3	5
Boston University		1	44	45
Buffalo	3			3
Clarkson		4	1	5
Colgate	12	2	1	15
Colorado College			6	6
Cornell	4	3	1	8
Dartmouth	6		5	11
Denver			10	10
Ferris State		33	1	34
Findlay			1	1
Harvard	2		25	27
Holy Cross			2	2
Illinois Chicago		41		41
Kent		4		4
Lake Superior		27		27
Laval	1			1
Maine		1	39	40
McMaster	1			1
Mercyhurst			2	2
Merrimack			50	50
Miami		41	5	46
Michigan (Dearborn)		3		3
Michigan		26	5	31
Michigan State		16	6	22
Michigan Tech		4	1	5
Minnesota			4	4
Minnesota - Duluth		1	3	4
Nebraska Omaha			1	1
New Hampshire	5	4	33	42
Niagara			1	1
North Dakota		3	8	11
Northeastern	5		55	60
Northern Michigan		12	1	13
Norwich	3			3
Notre Dame		10	14	24
Ohio State	1	38	3	42
Ottawa	2		1	3
Penn State			2	2
Pennsylvania	5			5
Princeton	4	4	1	9
Providence	6	2	45	53
Queens University	2			2
RIT		1	3	4
RPI	10		3	13
St. Cloud		3	1	4
St. Lawrence	18	4	7	29
St. Louis	1			1
Toronto	4	3		7
UConn			4	4
UMass			58	58
UMass Lowell	1		44	45
Union	1			1
University of Quebec	2			2
U.S. International		2		2
Vermont	10	5	35	50
West Michigan	4	34		38
Western Ontario		2		2
Wisconsin			10	10
Yale	3	2	6	11
York	1			1
<b>TOTALS</b>	<b>125</b>	<b>342</b>	<b>566</b>	<b>1,033</b>

## ✂ UNDER JERRY YORK'S WATCH

### YORK'S FORMER PLAYERS

Rob Blake	Player, San Jose	1998 Norris Trophy recipient
	Player, Colorado	Stanley Cup Champ
Dan Bylsma	Head Coach, Pittsburgh	2009 Stanley Cup champ
	2014 U.S. Olympic Coach	--
Brooks Orpik	Player, Pittsburgh	2009 Stanley Cup champ
Rob Scuderi	Player, LA Kings	2009 Stanley Cup champ
		2012 Stanley Cup champ
Brian Dumoulin	Player, Pittsburgh	2016 Stanley Cup champ
		2017 Stanley Cup champ

### HOBEY BAKER AWARD WINNERS

George McPhee	Bowling Green	1982 recipient
Brian Holzinger	Bowling Green	1995 recipient
Mike Mottau	Boston College	2000 recipient
Johnny Gaudreau	Boston College	2014 recipient

### USA HOCKEY COLLEGE PLAYER OF THE YEAR

Nathan Gerbe	Boston College	2008 recipient
Mike Mottau	Boston College	2000 recipient
Johnny Gaudreau	Boston College	2014 recipient

### NHL FIRST-ROUND SELECTIONS

Marty Reasoner	St. Louis	1996
Brooks Orpik	Pittsburgh	2000
Krys Kolanos	Phoenix	2000
Chuck Kobasew	Calgary	2001
Brian Boyle	Los Angeles	2003
Patrick Eaves	Ottawa	2003
Cory Schneider	Vancouver	2004
Nick Petrecki	San Jose	2007
Chris Kreider	NY Rangers	2009
Kevin Hayes	Chicago	2010
Michael Matheson	Florida	2012
Alex Tuch	Minnesota	2014
Colin White	Ottawa	2015

## ✂ ALL-TIME WINNINGEST COACHES

1.	Jerry York (Boston College, BC, Clarkson) *	1,033
2.	Ron Mason (Michigan State, BG, Lake State)	924
3.	Jack Parker (Boston University)	897
4.	Red Berenson (Michigan)	848
5.	Rick Comley (Michigan State, N. Mich, Lake State)	783
6.	Bob Peters (Bemidji State)	744
7.	Mike McShane * (Norwich)	722
8.	Don Lucia * (Minnesota, CC, Alaska Fairbanks)	717
9.	Len Ceglarski (Boston College, Clarkson)	673
10.	Jeff Sauer (Wisconsin, Colorado College)	655
11.	Bill Beaney (Middlebury)	602
12.	Bob Emory (Plattsburgh)	598
13.	George Gwozdecky (Denver)	592
14.	Dick Umile* (New Hampshire)	586
15.	Bill O'Neill * (Salem State)	583
16.	John Rolli (UMass Dartmouth)	577

\*Active Coaches

## ✂ MOST WINS IN NCAA TOURNAMENT

1.	Jerry York (BC)*	41
2.	Jack Parker	30
3.	Red Berensen	27
4.	Ron Mason	22
5.	Doug Woog	21


\*Active Coaches



MIKE

# BOOTH

SO • FORWARD • GARY, ILL.




2 3 4 5 6 7 8 9 10 **12** 14 15 17 18 19 20 21 22 24 26 27 28 29 31 35

OCT 6	QUINNIPIAC	--	--
OCT 13	WISCONSIN	--	--
OCT 15	PROVIDENCE	--	--
OCT 20	ST. CLOUD	--	--
OCT 21	ST. CLOUD	--	--
OCT 27	PROVIDENCE	--	--
OCT 28	DENVER	--	--
NOV 3	MERRIMACK	--	--
NOV 4	MERRIMACK	--	--
NOV 7	CONNECTICUT	--	--
NOV 10	VERMONT	--	--
NOV 11	VERMONT	--	--
NOV 17	UNH	--	--
NOV 18	N'EASTERN	--	--
NOV 24	HARVARD	--	--
DEC 1	BU	--	--
DEC 2	BU	--	--
DEC 9	N'EASTERN	--	--
DEC 30	CONNECTICUT	--	--
JAN 5	MICH TECH	--	--
JAN 6	ASU / NMU	--	--
JAN 12	PROVIDENCE	--	--
JAN 14	UNH	--	--
JAN 23	UMASS	--	--
JAN 26	LOWELL	--	--
JAN 27	LOWELL	--	--
FEB 2	CONNECTICUT	--	--
FEB 5	NU (BEANPOT)	--	--
FEB 9	LOWELL	--	--
FEB 12	B/H (BEANPOT)	--	--
FEB 15	UMASS	--	--
FEB 17	MAINE	--	--
FEB 23	MAINE	--	--
FEB 24	MAINE	--	--
MAR 2	HEA FIRST RD	--	--
MAR 3	HEA FIRST RD	--	--
MAR 4	HEA FIRST RD	--	--
MAR 9	HEA QTRs	--	--
MAR 10	HEA QTRs	--	--
MAR 16	HEA SEMIS	--	--
MAR 17	HEA CHAMP	--	--
MAR 23	REGIONALS	--	--
MAR 24	REGIONALS	--	--
APR 5	NCAA SEMI	--	--
APR 7	NCAA TITLE	--	--

## CAREER STATS

YEAR	GP	G	A	Pts	Shots	Shot%	Pen	PIM	+/-	PPG	SHG	GWG	BLK
2016-17	37	2	4	6	30	.067	7	14	0	0	0	1	4
2017-18	-	-	-	-	-	-	-	-	-	-	-	-	-
TOTAL	37	2	4	6	30	.067	7	14	0	0	0	1	4



## CAREER HIGHS

POINTS	2	(most recent, at Holy Cross, Oct. 22, 2016)
GOALS	1	(twice, most recent, at Maine, Nov. 5, 2016)
ASSISTS	1	(four times, most recent, at New Hampshire, Feb. 3, 2017)
SHOTS	3	(most recent, vs. Boston University, March 17, 2017)
PLUS / MINUS	+3	(most recent, at Holy Cross, Oct. 22, 2016)

CAPTAIN

CHRISTOPHER

# BROWN

JR • FORWARD • BLOOMFIELD HILLS, MICH.




2 3 4 5 6 7 8 9 **10** 12 14 15 17 18 19 20 21 22 24 26 27 28 29 31 35

OCT 6	QUINNIPIAC	--	--
OCT 13	WISCONSIN	--	--
OCT 15	PROVIDENCE	--	--
OCT 20	ST. CLOUD	--	--
OCT 21	ST. CLOUD	--	--
OCT 27	PROVIDENCE	--	--
OCT 28	DENVER	--	--
NOV 3	MERRIMACK	--	--
NOV 4	MERRIMACK	--	--
NOV 7	CONNECTICUT	--	--
NOV 10	VERMONT	--	--
NOV 11	VERMONT	--	--
NOV 17	UNH	--	--
NOV 18	N'EASTERN	--	--
NOV 24	HARVARD	--	--
DEC 1	BU	--	--
DEC 2	BU	--	--
DEC 9	N'EASTERN	--	--
DEC 30	CONNECTICUT	--	--
JAN 5	MICH TECH	--	--
JAN 6	ASU / NMU	--	--
JAN 12	PROVIDENCE	--	--
JAN 14	UNH	--	--
JAN 23	UMASS	--	--
JAN 26	LOWELL	--	--
JAN 27	LOWELL	--	--
FEB 2	CONNECTICUT	--	--
FEB 5	NU (BEANPOT)	--	--
FEB 9	LOWELL	--	--
FEB 12	B/H (BEANPOT)	--	--
FEB 15	UMASS	--	--
FEB 17	MAINE	--	--
FEB 23	MAINE	--	--
FEB 24	MAINE	--	--
MAR 2	HEA FIRST RD	--	--
MAR 3	HEA FIRST RD	--	--
MAR 4	HEA FIRST RD	--	--
MAR 9	HEA QTRs	--	--
MAR 10	HEA QTRs	--	--
MAR 16	HEA SEMIS	--	--
MAR 17	HEA CHAMP	--	--
MAR 23	REGIONALS	--	--
MAR 24	REGIONALS	--	--
APR 5	NCAA SEMI	--	--
APR 7	NCAA TITLE	--	--

## CAREER STATS

YEAR	GP	G	A	Pts	Shots	Shot%	Pen	PIM	+/-	PPG	SHG	GWG	BLK
2015-16	41	2	9	11	30	.067	4	8	+5	0	0	0	6
2016-17	34	9	17	26	84	.107	6	12	+18	2	1	1	11
2017-18	-	-	-	-	-	-	-	-	-	-	-	-	-
TOTAL	75	11	26	37	114	.096	10	20	+24	2	1	1	17




## CAREER HIGHS

POINTS	4	(most recent at Wisconsin, Oct. 16, 2016)
GOALS	3	(most recent at Wisconsin, Oct. 16, 2016)
ASSISTS	3	(most recent vs. Massachusetts, Jan. 20, 2017)
SHOTS	6	(most recent at Harvard, Nov. 18, 2016)
PLUS / MINUS	+5	(most recent at Wisconsin, Oct. 16, 2016)

MICHAEL

# CAMPOLI

SO • DEFENSEMAN • POINTE-CLAIRE, QUEBEC




2 3 4 5 **6** 7 8 9 10 12 14 15 17 18 19 20 21 22 24 26 27 28 29 31 35

OCT 6	QUINNIPIAC	--	--
OCT 13	WISCONSIN	--	--
OCT 15	PROVIDENCE	--	--
OCT 20	ST. CLOUD	--	--
OCT 21	ST. CLOUD	--	--
OCT 27	PROVIDENCE	--	--
OCT 28	DENVER	--	--
NOV 3	MERRIMACK	--	--
NOV 4	MERRIMACK	--	--
NOV 7	CONNECTICUT	--	--
NOV 10	VERMONT	--	--
NOV 11	VERMONT	--	--
NOV 17	UNH	--	--
NOV 18	N'EASTERN	--	--
NOV 24	HARVARD	--	--
DEC 1	BU	--	--
DEC 2	BU	--	--
DEC 9	N'EASTERN	--	--
DEC 30	CONNECTICUT	--	--
JAN 5	MICH TECH	--	--
JAN 6	ASU / NMU	--	--
JAN 12	PROVIDENCE	--	--
JAN 14	UNH	--	--
JAN 23	UMASS	--	--
JAN 26	LOWELL	--	--
JAN 27	LOWELL	--	--
FEB 2	CONNECTICUT	--	--
FEB 5	NU (BEANPOT)	--	--
FEB 9	LOWELL	--	--
FEB 12	B/H (BEANPOT)	--	--
FEB 15	UMASS	--	--
FEB 17	MAINE	--	--
FEB 23	MAINE	--	--
FEB 24	MAINE	--	--
MAR 2	HEA FIRST RD	--	--
MAR 3	HEA FIRST RD	--	--
MAR 4	HEA FIRST RD	--	--
MAR 9	HEA QTRs	--	--
MAR 10	HEA QTRs	--	--
MAR 16	HEA SEMIS	--	--
MAR 17	HEA CHAMP	--	--
MAR 23	REGIONALS	--	--
MAR 24	REGIONALS	--	--
APR 5	NCAA SEMI	--	--
APR 7	NCAA TITLE	--	--

## CAREER STATS

YEAR	GP	G	A	Pts	Shots	Shot%	Pen	PIM	+/-	PPG	SHG	GWG	BLK
2016-17	12	0	1	1	9	.000	3	6	+7	0	0	0	11
2017-18	-	-	-	-	-	-	-	-	-	-	-	-	-
TOTAL	12	0	1	1	9	.000	3	6	+7	0	0	0	11




## CAREER HIGHS

POINTS	1	(most recent, vs. Colorado College, Oct. 21, 2016)
GOALS	0	
ASSISTS	1	(most recent, vs. Colorado College, Oct. 21, 2016)
SHOTS	2	(three times, most recent, vs. Notre Dame, Jan. 28, 2017)
PLUS / MINUS	+3	(most recent, vs. Notre Dame, Jan. 28, 2017)

CASEY

# CARRÉAU

| FR • FORWARD • ACUSHNET, MASS. |




2 3 4 5 6 7 8 9 10 12 14 15 17 **18** 19 20 21 22 24 26 27 28 29 31 35

OCT 6	QUINNIPIAC	--	--
OCT 13	WISCONSIN	--	--
OCT 15	PROVIDENCE	--	--
OCT 20	ST. CLOUD	--	--
OCT 21	ST. CLOUD	--	--
OCT 27	PROVIDENCE	--	--
OCT 28	DENVER	--	--
NOV 3	MERRIMACK	--	--
NOV 4	MERRIMACK	--	--
NOV 7	CONNECTICUT	--	--
NOV 10	VERMONT	--	--
NOV 11	VERMONT	--	--
NOV 17	UNH	--	--
NOV 18	N'EASTERN	--	--
NOV 24	HARVARD	--	--
DEC 1	BU	--	--
DEC 2	BU	--	--
DEC 9	N'EASTERN	--	--
DEC 30	CONNECTICUT	--	--
JAN 5	MICH TECH	--	--
JAN 6	ASU / NMU	--	--
JAN 12	PROVIDENCE	--	--
JAN 14	UNH	--	--
JAN 23	UMASS	--	--
JAN 26	LOWELL	--	--
JAN 27	LOWELL	--	--
FEB 2	CONNECTICUT	--	--
FEB 5	NU (BEANPOT)	--	--
FEB 9	LOWELL	--	--
FEB 12	B/H (BEANPOT)	--	--
FEB 15	UMASS	--	--
FEB 17	MAINE	--	--
FEB 23	MAINE	--	--
FEB 24	MAINE	--	--
MAR 2	HEA FIRST RD	--	--
MAR 3	HEA FIRST RD	--	--
MAR 4	HEA FIRST RD	--	--
MAR 9	HEA QTRs	--	--
MAR 10	HEA QTRs	--	--
MAR 16	HEA SEMIS	--	--
MAR 17	HEA CHAMP	--	--
MAR 23	REGIONALS	--	--
MAR 24	REGIONALS	--	--
APR 5	NCAA SEMI	--	--
APR 7	NCAA TITLE	--	--


## CAREER STATS

YEAR	GP	G	A	Pts	Shots	Shot%	Pen	PIM	+/-	PPG	SHG	GWG	BLK
2017-18	-	-	-	-	-	-	-	-	-	-	-	-	-



## CAREER HIGHS

POINTS.....
GOALS.....
ASSISTS.....
SHOTS.....
PLUS / MINUS.....



DAVID

# GOTTON

SO • FORWARD • PARKER, TEXAS

2 3 4 5 6 7 8 9 10 12 14 15 **17** 18 19 20 21 22 24 26 27 28 29 31 35

OCT 6	QUINNIPIAC	--	--
OCT 13	WISCONSIN	--	--
OCT 15	PROVIDENCE	--	--
OCT 20	ST. CLOUD	--	--
OCT 21	ST. CLOUD	--	--
OCT 27	PROVIDENCE	--	--
OCT 28	DENVER	--	--
NOV 3	MERRIMACK	--	--
NOV 4	MERRIMACK	--	--
NOV 7	CONNECTICUT	--	--
NOV 10	VERMONT	--	--
NOV 11	VERMONT	--	--
NOV 17	UNH	--	--
NOV 18	N'EASTERN	--	--
NOV 24	HARVARD	--	--
DEC 1	BU	--	--
DEC 2	BU	--	--
DEC 9	N'EASTERN	--	--
DEC 30	CONNECTICUT	--	--
JAN 5	MICH TECH	--	--
JAN 6	ASU / NMU	--	--
JAN 12	PROVIDENCE	--	--
JAN 14	UNH	--	--
JAN 23	UMASS	--	--
JAN 26	LOWELL	--	--
JAN 27	LOWELL	--	--
FEB 2	CONNECTICUT	--	--
FEB 5	NU (BEANPOT)	--	--
FEB 9	LOWELL	--	--
FEB 12	B/H (BEANPOT)	--	--
FEB 15	UMASS	--	--
FEB 17	MAINE	--	--
FEB 23	MAINE	--	--
FEB 24	MAINE	--	--
MAR 2	HEA FIRST RD	--	--
MAR 3	HEA FIRST RD	--	--
MAR 4	HEA FIRST RD	--	--
MAR 9	HEA QTRs	--	--
MAR 10	HEA QTRs	--	--
MAR 16	HEA SEMIS	--	--
MAR 17	HEA CHAMP	--	--
MAR 23	REGIONALS	--	--
MAR 24	REGIONALS	--	--
APR 5	NCAA SEMI	--	--
APR 7	NCAA TITLE	--	--

## CAREER STATS

YEAR	GP	G	A	Pts	Shots	Shot%	Pen	PIM	+/-	PPG	SHG	GWG	BLK
2016-17	40	10	14	24	95	.105	8	16	+10	4	0	4	8
2017-18	-	-	-	-	-	-	-	-	-	-	-	-	-
TOTAL	40	10	14	24	95	.105	8	16	+10	4	0	4	8



## CAREER HIGHS

POINTS	3	(three times, most recent vs. Notre Dame, Jan. 28, 2017)
GOALS	1	(10 times, most recent vs. Vermont, Feb. 17, 2017)
ASSISTS	3	(most recent vs. Notre Dame, Jan. 28, 2017)
SHOTS	7	(most recent vs. Ferris State, Dec. 30, 2016)
PLUS / MINUS	+4	(most recent at Wisconsin, Oct. 16, 2016)

| JD |

# DUDEK

| JR • FORWARD • AUBURN, N.H. |




2 3 4 5 6 7 8 9 10 12 14 **15** 17 18 19 20 21 22 24 26 27 28 29 31 35

OCT 6	QUINNIPIAC	--	--
OCT 13	WISCONSIN	--	--
OCT 15	PROVIDENCE	--	--
OCT 20	ST. CLOUD	--	--
OCT 21	ST. CLOUD	--	--
OCT 27	PROVIDENCE	--	--
OCT 28	DENVER	--	--
NOV 3	MERRIMACK	--	--
NOV 4	MERRIMACK	--	--
NOV 7	CONNECTICUT	--	--
NOV 10	VERMONT	--	--
NOV 11	VERMONT	--	--
NOV 17	UNH	--	--
NOV 18	N'EASTERN	--	--
NOV 24	HARVARD	--	--
DEC 1	BU	--	--
DEC 2	BU	--	--
DEC 9	N'EASTERN	--	--
DEC 30	CONNECTICUT	--	--
JAN 5	MICH TECH	--	--
JAN 6	ASU / NMU	--	--
JAN 12	PROVIDENCE	--	--
JAN 14	UNH	--	--
JAN 23	UMASS	--	--
JAN 26	LOWELL	--	--
JAN 27	LOWELL	--	--
FEB 2	CONNECTICUT	--	--
FEB 5	NU (BEANPOT)	--	--
FEB 9	LOWELL	--	--
FEB 12	B/H (BEANPOT)	--	--
FEB 15	UMASS	--	--
FEB 17	MAINE	--	--
FEB 23	MAINE	--	--
FEB 24	MAINE	--	--
MAR 2	HEA FIRST RD	--	--
MAR 3	HEA FIRST RD	--	--
MAR 4	HEA FIRST RD	--	--
MAR 9	HEA QTRs	--	--
MAR 10	HEA QTRs	--	--
MAR 16	HEA SEMIS	--	--
MAR 17	HEA CHAMP	--	--
MAR 23	REGIONALS	--	--
MAR 24	REGIONALS	--	--
APR 5	NCAA SEMI	--	--
APR 7	NCAA TITLE	--	--

## CAREER STATS

YEAR	GP	G	A	Pts	Shots	Shot%	Pen	PIM	+/-	PPG	SHG	GWG	BLK
2015-16	34	1	2	3	15	.067	3	6	-6	0	0	0	3
2016-17	40	13	9	22	101	.129	14	28	+10	3	1	3	13
2017-18	-	-	-	-	-	-	-	-	-	-	-	-	-
TOTAL	74	14	11	25	116	.121	17	34	+4	3	1	3	16




## CAREER HIGHS

POINTS	3	(most recent at Connecticut, November 22, 2016)
GOALS	3	(most recent at Connecticut, November 22, 2016)
ASSISTS	1	(nine times, most recent vs. Vermont, Feb. 17, 2017)
SHOTS	10	(most recent vs. Ferris State, Dec. 30, 2016)
PLUS / MINUS	+2	(three times, most recent at New Hampshire, Feb. 3, 2017)

RYAN

# EDQUIST

| SO • GOALTENDER • LAKEVILLE, MINN. |



2 3 4 5 6 7 8 9 10 12 14 15 17 18 19 20 21 22 24 26 27 28 29 31 35

OCT 6	QUINNIPIAC	--(-)	--
OCT 13	WISCONSIN	--(-)	--
OCT 15	PROVIDENCE	--(-)	--
OCT 20	ST. CLOUD	--(-)	--
OCT 21	ST. CLOUD	--(-)	--
OCT 27	PROVIDENCE	--(-)	--
OCT 28	DENVER	--(-)	--
NOV 3	MERRIMACK	--(-)	--
NOV 4	MERRIMACK	--(-)	--
NOV 7	CONNECTICUT	--(-)	--
NOV 10	VERMONT	--(-)	--
NOV 11	VERMONT	--(-)	--
NOV 17	UNH	--(-)	--
NOV 18	N'EASTERN	--(-)	--
NOV 24	HARVARD	--(-)	--
DEC 1	BU	--(-)	--
DEC 2	BU	--(-)	--
DEC 9	N'EASTERN	--(-)	--
DEC 30	CONNECTICUT	--(-)	--
JAN 5	MICH TECH	--(-)	--
JAN 6	ASU / NMU	--(-)	--
JAN 12	PROVIDENCE	--(-)	--
JAN 14	UNH	--(-)	--
JAN 23	UMASS	--(-)	--
JAN 26	LOWELL	--(-)	--
JAN 27	LOWELL	--(-)	--
FEB 2	CONNECTICUT	--(-)	--
FEB 5	NU (BEANPOT)	--(-)	--
FEB 9	LOWELL	--(-)	--
FEB 12	B/H (BEANPOT)	--(-)	--
FEB 15	UMASS	--(-)	--
FEB 17	MAINE	--(-)	--
FEB 23	MAINE	--(-)	--
FEB 24	MAINE	--(-)	--
MAR 2	HEA FIRST RD	--(-)	--
MAR 3	HEA FIRST RD	--(-)	--
MAR 4	HEA FIRST RD	--(-)	--
MAR 9	HEA QTRs	--(-)	--
MAR 10	HEA QTRs	--(-)	--
MAR 16	HEA SEMIS	--(-)	--
MAR 17	HEA CHAMP	--(-)	--
MAR 23	REGIONALS	--(-)	--
MAR 24	REGIONALS	--(-)	--
APR 5	NCAA SEMI	--(-)	--
APR 7	NCAA TITLE	--(-)	--

## CAREER STATS

YEAR	GP	GS	Min.	GA	GAA	Saves	Sv%	W	L	T	Sho	PPG	SHG
2016-17	8	6	427:44	13	1.82	155	.923	4	2	1	0	5	0
2017-18	-	-	-	-	-	-	-	-	-	-	-	-	-
TOTAL	8	6	427:44	13	1.82	155	.923	4	2	1	0	5	0



## CAREER HIGHS

SAVES.....	36
.....(most recent, vs. Ferris State, Dec. 30, 2016)	
ASSISTS.....	
SHUTOUTS.....	
LONGEST SCORELESS STREAK.....	64:46
.....(most recent, vs. Ferris State, Dec. 30, 2016)	
MOST GOALS ALLOWED.....	4
.....(most recent, at Massachusetts, Oct. 29, 2016)	

CAPTAIN CASEY

# FITZGERALD

| JR • DEFENSEMAN • NORTH READING, MASS. |




2 3 4 **5** 6 7 8 9 10 12 14 15 17 18 19 20 21 22 24 26 27 28 29 31 35

OCT 6	QUINNIPIAC	--	--
OCT 13	WISCONSIN	--	--
OCT 15	PROVIDENCE	--	--
OCT 20	ST. CLOUD	--	--
OCT 21	ST. CLOUD	--	--
OCT 27	PROVIDENCE	--	--
OCT 28	DENVER	--	--
NOV 3	MERRIMACK	--	--
NOV 4	MERRIMACK	--	--
NOV 7	CONNECTICUT	--	--
NOV 10	VERMONT	--	--
NOV 11	VERMONT	--	--
NOV 17	UNH	--	--
NOV 18	N'EASTERN	--	--
NOV 24	HARVARD	--	--
DEC 1	BU	--	--
DEC 2	BU	--	--
DEC 9	N'EASTERN	--	--
DEC 30	CONNECTICUT	--	--
JAN 5	MICH TECH	--	--
JAN 6	ASU / NMU	--	--
JAN 12	PROVIDENCE	--	--
JAN 14	UNH	--	--
JAN 23	UMASS	--	--
JAN 26	LOWELL	--	--
JAN 27	LOWELL	--	--
FEB 2	CONNECTICUT	--	--
FEB 5	NU (BEANPOT)	--	--
FEB 9	LOWELL	--	--
FEB 12	B/H (BEANPOT)	--	--
FEB 15	UMASS	--	--
FEB 17	MAINE	--	--
FEB 23	MAINE	--	--
FEB 24	MAINE	--	--
MAR 2	HEA FIRST RD	--	--
MAR 3	HEA FIRST RD	--	--
MAR 4	HEA FIRST RD	--	--
MAR 9	HEA QTRs	--	--
MAR 10	HEA QTRs	--	--
MAR 16	HEA SEMIS	--	--
MAR 17	HEA CHAMP	--	--
MAR 23	REGIONALS	--	--
MAR 24	REGIONALS	--	--
APR 5	NCAA SEMI	--	--
APR 7	NCAA TITLE	--	--

## CAREER STATS

YEAR	GP	G	A	Pts	Shots	Shot%	Pen	PIM	+/-	PPG	SHG	GWG	BLK
2015-16	39	4	23	27	51	.078	15	46	+27	3	0	0	44
2016-17	37	5	17	22	53	.094	23	46	+7	2	0	2	41
2017-18	-	-	-	-	-	-	-	-	-	-	-	-	-
TOTAL	76	9	40	49	104	.087	38	92	+34	5	0	2	85



## CAREER HIGHS

POINTS	3	(most recent vs. Notre Dame, Jan. 28, 2017)
GOALS	2	(most recent at Holy Cross, Oct. 22, 2016)
ASSISTS	3	(most recent vs. Notre Dame, Jan. 28, 2017)
SHOTS	3	(11 times, most recent vs. Vermont, Feb. 17, 2017)
PLUS / MINUS	+4	(most recent vs. Notre Dame, Jan. 28, 2017)

CHRIS

# GRANDO

FR • FORWARD • ISLIP, N.Y.



2 3 4 5 6 7 8 9 10 12 14 15 17 18 19 20 **21** 22 24 26 27 28 29 31 35

OCT 6	QUINNIPIAC	--	--
OCT 13	WISCONSIN	--	--
OCT 15	PROVIDENCE	--	--
OCT 20	ST. CLOUD	--	--
OCT 21	ST. CLOUD	--	--
OCT 27	PROVIDENCE	--	--
OCT 28	DENVER	--	--
NOV 3	MERRIMACK	--	--
NOV 4	MERRIMACK	--	--
NOV 7	CONNECTICUT	--	--
NOV 10	VERMONT	--	--
NOV 11	VERMONT	--	--
NOV 17	UNH	--	--
NOV 18	N'EASTERN	--	--
NOV 24	HARVARD	--	--
DEC 1	BU	--	--
DEC 2	BU	--	--
DEC 9	N'EASTERN	--	--
DEC 30	CONNECTICUT	--	--
JAN 5	MICH TECH	--	--
JAN 6	ASU / NMU	--	--
JAN 12	PROVIDENCE	--	--
JAN 14	UNH	--	--
JAN 23	UMASS	--	--
JAN 26	LOWELL	--	--
JAN 27	LOWELL	--	--
FEB 2	CONNECTICUT	--	--
FEB 5	NU (BEANPOT)	--	--
FEB 9	LOWELL	--	--
FEB 12	B/H (BEANPOT)	--	--
FEB 15	UMASS	--	--
FEB 17	MAINE	--	--
FEB 23	MAINE	--	--
FEB 24	MAINE	--	--
MAR 2	HEA FIRST RD	--	--
MAR 3	HEA FIRST RD	--	--
MAR 4	HEA FIRST RD	--	--
MAR 9	HEA QTRs	--	--
MAR 10	HEA QTRs	--	--
MAR 16	HEA SEMIS	--	--
MAR 17	HEA CHAMP	--	--
MAR 23	REGIONALS	--	--
MAR 24	REGIONALS	--	--
APR 5	NCAA SEMI	--	--
APR 7	NCAA TITLE	--	--


## CAREER STATS

YEAR	GP	G	A	Pts	Shots	Shot%	Pen	PIM	+/-	PPG	SHG	GWG	BLK
2017-18	-	-	-	-	-	-	-	-	-	-	-	-	-



## CAREER HIGHS

POINTS.....
GOALS.....
ASSISTS.....
SHOTS.....
PLUS / MINUS.....



| RON |

# GREGO


| SO • FORWARD • PHILADELPHIA, PA. |

2 3 4 5 6 7 8 9 10 12 14 15 17 18 19 20 21 22 24 26 27 **28** 29 31 35

OCT 6	QUINNIPIAC	--	--
OCT 13	WISCONSIN	--	--
OCT 15	PROVIDENCE	--	--
OCT 20	ST. CLOUD	--	--
OCT 21	ST. CLOUD	--	--
OCT 27	PROVIDENCE	--	--
OCT 28	DENVER	--	--
NOV 3	MERRIMACK	--	--
NOV 4	MERRIMACK	--	--
NOV 7	CONNECTICUT	--	--
NOV 10	VERMONT	--	--
NOV 11	VERMONT	--	--
NOV 17	UNH	--	--
NOV 18	N'EASTERN	--	--
NOV 24	HARVARD	--	--
DEC 1	BU	--	--
DEC 2	BU	--	--
DEC 9	N'EASTERN	--	--
DEC 30	CONNECTICUT	--	--
JAN 5	MICH TECH	--	--
JAN 6	ASU / NMU	--	--
JAN 12	PROVIDENCE	--	--
JAN 14	UNH	--	--
JAN 23	UMASS	--	--
JAN 26	LOWELL	--	--
JAN 27	LOWELL	--	--
FEB 2	CONNECTICUT	--	--
FEB 5	NU (BEANPOT)	--	--
FEB 9	LOWELL	--	--
FEB 12	B/H (BEANPOT)	--	--
FEB 15	UMASS	--	--
FEB 17	MAINE	--	--
FEB 23	MAINE	--	--
FEB 24	MAINE	--	--
MAR 2	HEA FIRST RD	--	--
MAR 3	HEA FIRST RD	--	--
MAR 4	HEA FIRST RD	--	--
MAR 9	HEA QTRs	--	--
MAR 10	HEA QTRs	--	--
MAR 16	HEA SEMIS	--	--
MAR 17	HEA CHAMP	--	--
MAR 23	REGIONALS	--	--
MAR 24	REGIONALS	--	--
APR 5	NCAA SEMI	--	--
APR 7	NCAA TITLE	--	--

## CAREER STATS

YEAR	GP	G	A	Pts	Shots	Shot%	Pen	PIM	+/-	PPG	SHG	GWG	BLK
2016-17	35	2	2	4	29	.069	10	31	-1	0	0	0	12
2017-18	-	-	-	-	-	-	-	-	-	-	-	-	-
TOTAL	35	2	2	4	29	.069	10	31	-1	0	0	0	12



## CAREER HIGHS

POINTS	.....1
	.....(three times, most recent, at New Hampshire, Feb. 3, 2017)
GOALS	.....1
	.....(twice, most recent, at Maine, Nov. 5, 2016)
ASSISTS	.....1
	.....(twice, most recent, at New Hampshire, Feb. 3, 2017)
SHOTS	.....3
	.....(twice, most recent, at Maine, Nov. 5, 2016)
PLUS / MINUS	.....+2
	.....(twice, most recent, vs. Vermont, March 10, 2017)

LOGAN

# HUTSKO

FR • FORWARD • TAMPA, FLA.



2 3 4 5 6 7 8 **9** 10 12 14 15 17 18 19 20 21 22 24 26 27 28 29 31 35

OCT 6	QUINNIPIAC	--	--
OCT 13	WISCONSIN	--	--
OCT 15	PROVIDENCE	--	--
OCT 20	ST. CLOUD	--	--
OCT 21	ST. CLOUD	--	--
OCT 27	PROVIDENCE	--	--
OCT 28	DENVER	--	--
NOV 3	MERRIMACK	--	--
NOV 4	MERRIMACK	--	--
NOV 7	CONNECTICUT	--	--
NOV 10	VERMONT	--	--
NOV 11	VERMONT	--	--
NOV 17	UNH	--	--
NOV 18	N'EASTERN	--	--
NOV 24	HARVARD	--	--
DEC 1	BU	--	--
DEC 2	BU	--	--
DEC 9	N'EASTERN	--	--
DEC 30	CONNECTICUT	--	--
JAN 5	MICH TECH	--	--
JAN 6	ASU / NMU	--	--
JAN 12	PROVIDENCE	--	--
JAN 14	UNH	--	--
JAN 23	UMASS	--	--
JAN 26	LOWELL	--	--
JAN 27	LOWELL	--	--
FEB 2	CONNECTICUT	--	--
FEB 5	NU (BEANPOT)	--	--
FEB 9	LOWELL	--	--
FEB 12	B/H (BEANPOT)	--	--
FEB 15	UMASS	--	--
FEB 17	MAINE	--	--
FEB 23	MAINE	--	--
FEB 24	MAINE	--	--
MAR 2	HEA FIRST RD	--	--
MAR 3	HEA FIRST RD	--	--
MAR 4	HEA FIRST RD	--	--
MAR 9	HEA QTRs	--	--
MAR 10	HEA QTRs	--	--
MAR 16	HEA SEMIS	--	--
MAR 17	HEA CHAMP	--	--
MAR 23	REGIONALS	--	--
MAR 24	REGIONALS	--	--
APR 5	NCAA SEMI	--	--
APR 7	NCAA TITLE	--	--


## CAREER STATS

YEAR	GP	G	A	Pts	Shots	Shot%	Pen	PIM	+/-	PPG	SHG	GWG	BLK
2017-18	-	-	-	-	-	-	-	-	-	-	-	-	-



## CAREER HIGHS

POINTS	.....
GOALS	.....
ASSISTS	.....
SHOTS	.....
PLUS / MINUS	.....



MICHAEL

# KAROW

FR • DEFENSEMAN • GREEN BAY, WISC.

2 3 4 5 6 7 8 9 10 12 14 15 17 18 19 20 21 22 24 26 27 28 29 31 35

OCT 6	QUINNIPIAC	--	--
OCT 13	WISCONSIN	--	--
OCT 15	PROVIDENCE	--	--
OCT 20	ST. CLOUD	--	--
OCT 21	ST. CLOUD	--	--
OCT 27	PROVIDENCE	--	--
OCT 28	DENVER	--	--
NOV 3	MERRIMACK	--	--
NOV 4	MERRIMACK	--	--
NOV 7	CONNECTICUT	--	--
NOV 10	VERMONT	--	--
NOV 11	VERMONT	--	--
NOV 17	UNH	--	--
NOV 18	N'EASTERN	--	--
NOV 24	HARVARD	--	--
DEC 1	BU	--	--
DEC 2	BU	--	--
DEC 9	N'EASTERN	--	--
DEC 30	CONNECTICUT	--	--
JAN 5	MICH TECH	--	--
JAN 6	ASU / NMU	--	--
JAN 12	PROVIDENCE	--	--
JAN 14	UNH	--	--
JAN 23	UMASS	--	--
JAN 26	LOWELL	--	--
JAN 27	LOWELL	--	--
FEB 2	CONNECTICUT	--	--
FEB 5	NU (BEANPOT)	--	--
FEB 9	LOWELL	--	--
FEB 12	B/H (BEANPOT)	--	--
FEB 15	UMASS	--	--
FEB 17	MAINE	--	--
FEB 23	MAINE	--	--
FEB 24	MAINE	--	--
MAR 2	HEA FIRST RD	--	--
MAR 3	HEA FIRST RD	--	--
MAR 4	HEA FIRST RD	--	--
MAR 9	HEA QTRs	--	--
MAR 10	HEA QTRs	--	--
MAR 16	HEA SEMIS	--	--
MAR 17	HEA CHAMP	--	--
MAR 23	REGIONALS	--	--
MAR 24	REGIONALS	--	--
APR 5	NCAA SEMI	--	--
APR 7	NCAA TITLE	--	--

## CAREER STATS

YEAR	GP	G	A	Pts	Shots	Shot%	Pen	PIM	+/-	PPG	SHG	GWG	BLK
2017-18	-	-	-	-	-	-	-	-	-	-	-	-	-



## CAREER HIGHS

POINTS	.....
GOALS	.....
ASSISTS	.....
SHOTS	.....
PLUS / MINUS	.....



CAPTAIN MICHAEL

KIM


JR • DEFENSEMAN • TORONTO, ONTARIO

2 3 4 5 6 7 8 9 10 12 14 15 17 18 19 20 21 22 24 26 27 28 29 31 35

OCT 6	QUINNIPIAC	--	--
OCT 13	WISCONSIN	--	--
OCT 15	PROVIDENCE	--	--
OCT 20	ST. CLOUD	--	--
OCT 21	ST. CLOUD	--	--
OCT 27	PROVIDENCE	--	--
OCT 28	DENVER	--	--
NOV 3	MERRIMACK	--	--
NOV 4	MERRIMACK	--	--
NOV 7	CONNECTICUT	--	--
NOV 10	VERMONT	--	--
NOV 11	VERMONT	--	--
NOV 17	UNH	--	--
NOV 18	N'EASTERN	--	--
NOV 24	HARVARD	--	--
DEC 1	BU	--	--
DEC 2	BU	--	--
DEC 9	N'EASTERN	--	--
DEC 30	CONNECTICUT	--	--
JAN 5	MICH TECH	--	--
JAN 6	ASU / NMU	--	--
JAN 12	PROVIDENCE	--	--
JAN 14	UNH	--	--
JAN 23	UMASS	--	--
JAN 26	LOWELL	--	--
JAN 27	LOWELL	--	--
FEB 2	CONNECTICUT	--	--
FEB 5	NU (BEANPOT)	--	--
FEB 9	LOWELL	--	--
FEB 12	B/H (BEANPOT)	--	--
FEB 15	UMASS	--	--
FEB 17	MAINE	--	--
FEB 23	MAINE	--	--
FEB 24	MAINE	--	--
MAR 2	HEA FIRST RD	--	--
MAR 3	HEA FIRST RD	--	--
MAR 4	HEA FIRST RD	--	--
MAR 9	HEA QTRs	--	--
MAR 10	HEA QTRs	--	--
MAR 16	HEA SEMIS	--	--
MAR 17	HEA CHAMP	--	--
MAR 23	REGIONALS	--	--
MAR 24	REGIONALS	--	--
APR 5	NCAA SEMI	--	--
APR 7	NCAA TITLE	--	--

CAREER STATS

YEAR	GP	G	A	Pts	Shots	Shot%	Pen	PIM	+/-	PPG	SHG	GWG	BLK
2015-16	24	1	5	6	31	.032	3	6	+1	0	0	0	21
2016-17	40	5	16	21	99	.051	10	20	+18	1	1	1	45
2017-18	-	-	-	-	-	-	-	-	-	-	-	-	-
TOTAL	64	6	21	27	130	.046	13	26	+19	1	1	1	66



CAREER HIGHS

POINTS.....2  
 .....(four times, most recent vs. Vermont, March 11, 2017)

GOALS.....1  
 .....(six times, most recent vs. Connecticut, Jan. 24, 2017)

ASSISTS.....2  
 .....(three times, most recent vs. Vermont, March 11, 2017)


SHOTS.....8  
 .....(most recent vs. Ferris State, Dec. 30, 2016)

PLUS / MINUS.....+2  
 .....(nine times, most recent at New Hampshire, Feb. 3, 2017)

KEVIN

# LOHAN

| GR • DEFENSEMAN • GOLD SPRING HARBOR, N.Y. |



2 3 4 5 6 7 8 9 10 12 14 15 17 18 19 20 21 22 **24** 26 27 28 29 31 35

OCT 6	QUINNIPIAC	--	--
OCT 13	WISCONSIN	--	--
OCT 15	PROVIDENCE	--	--
OCT 20	ST. CLOUD	--	--
OCT 21	ST. CLOUD	--	--
OCT 27	PROVIDENCE	--	--
OCT 28	DENVER	--	--
NOV 3	MERRIMACK	--	--
NOV 4	MERRIMACK	--	--
NOV 7	CONNECTICUT	--	--
NOV 10	VERMONT	--	--
NOV 11	VERMONT	--	--
NOV 17	UNH	--	--
NOV 18	N'EASTERN	--	--
NOV 24	HARVARD	--	--
DEC 1	BU	--	--
DEC 2	BU	--	--
DEC 9	N'EASTERN	--	--
DEC 30	CONNECTICUT	--	--
JAN 5	MICH TECH	--	--
JAN 6	ASU / NMU	--	--
JAN 12	PROVIDENCE	--	--
JAN 14	UNH	--	--
JAN 23	UMASS	--	--
JAN 26	LOWELL	--	--
JAN 27	LOWELL	--	--
FEB 2	CONNECTICUT	--	--
FEB 5	NU (BEANPOT)	--	--
FEB 9	LOWELL	--	--
FEB 12	B/H (BEANPOT)	--	--
FEB 15	UMASS	--	--
FEB 17	MAINE	--	--
FEB 23	MAINE	--	--
FEB 24	MAINE	--	--
MAR 2	HEA FIRST RD	--	--
MAR 3	HEA FIRST RD	--	--
MAR 4	HEA FIRST RD	--	--
MAR 9	HEA QTRs	--	--
MAR 10	HEA QTRs	--	--
MAR 16	HEA SEMIS	--	--
MAR 17	HEA CHAMP	--	--
MAR 23	REGIONALS	--	--
MAR 24	REGIONALS	--	--
APR 5	NCAA SEMI	--	--
APR 7	NCAA TITLE	--	--

## CAREER STATS

YEAR	GP	G	A	Pts	Shots	Shot%	Pen	PIM	+/-	PPG	SHG	GWG	BLK
2013-14*	16	0	1	1	5	.000	6	12	+7	0	0	0	23
2014-15*	37	2	8	10	21	.095	8	16	+7	0	0	1	59
2015-16*	2	0	0	0	0	.000	0	0	+1	0	0	0	2
2016-17*	9	0	0	0	3	.000	3	6	+2	0	0	0	18
2017-18	-	-	-	-	-	-	-	-	-	-	-	-	-
TOTAL	64	2	9	11	29	.069	17	34	+17	0	0	1	102

\* at University of Michigan



## CAREER HIGHS

POINTS.....

GOALS.....

ASSISTS.....

SHOTS.....

PLUS / MINUS.....

JESPER

# MATTILA

| SO • DEFENSEMAN • TAMPERE, FINLAND |




2 3 4 5 6 7 **8** 9 10 12 14 15 17 18 19 20 21 22 24 26 27 28 29 31 35

OCT 6	QUINNIAC	--	--
OCT 13	WISCONSIN	--	--
OCT 15	PROVIDENCE	--	--
OCT 20	ST. CLOUD	--	--
OCT 21	ST. CLOUD	--	--
OCT 27	PROVIDENCE	--	--
OCT 28	DENVER	--	--
NOV 3	MERRIMACK	--	--
NOV 4	MERRIMACK	--	--
NOV 7	CONNECTICUT	--	--
NOV 10	VERMONT	--	--
NOV 11	VERMONT	--	--
NOV 17	UNH	--	--
NOV 18	N'EASTERN	--	--
NOV 24	HARVARD	--	--
DEC 1	BU	--	--
DEC 2	BU	--	--
DEC 9	N'EASTERN	--	--
DEC 30	CONNECTICUT	--	--
JAN 5	MICH TECH	--	--
JAN 6	ASU / NMU	--	--
JAN 12	PROVIDENCE	--	--
JAN 14	UNH	--	--
JAN 23	UMASS	--	--
JAN 26	LOWELL	--	--
JAN 27	LOWELL	--	--
FEB 2	CONNECTICUT	--	--
FEB 5	NU (BEANPOT)	--	--
FEB 9	LOWELL	--	--
FEB 12	B/H (BEANPOT)	--	--
FEB 15	UMASS	--	--
FEB 17	MAINE	--	--
FEB 23	MAINE	--	--
FEB 24	MAINE	--	--
MAR 2	HEA FIRST RD	--	--
MAR 3	HEA FIRST RD	--	--
MAR 4	HEA FIRST RD	--	--
MAR 9	HEA QTRs	--	--
MAR 10	HEA QTRs	--	--
MAR 16	HEA SEMIS	--	--
MAR 17	HEA CHAMP	--	--
MAR 23	REGIONALS	--	--
MAR 24	REGIONALS	--	--
APR 5	NCAA SEMI	--	--
APR 7	NCAA TITLE	--	--

## CAREER STATS

YEAR	GP	G	A	Pts	Shots	Shot%	Pen	PIM	+/-	PPG	SHG	GWG	BLK
2016-17	34	2	7	9	37	.054	12	24	-1	0	0	0	15
2017-18	-	-	-	-	-	-	-	-	-	-	-	-	-
TOTAL	34	2	7	9	37	.054	12	24	-1	0	0	0	15




## CAREER HIGHS

POINTS.....	2	(most recent at Massachusetts, Oct. 29, 2016)
GOALS.....	1	(twice, most recent at Massachusetts, Oct. 29, 2016)
ASSISTS.....	1	(seven times, most recent vs. Boston University, March 17, 2017)
SHOTS.....	2	(eight times, most recent vs. Massachusetts, Jan. 20, 2017)
PLUS / MINUS.....	+4	(most recent at Wisconsin, Oct. 16, 2016)

JULIUS

# MATTILA

| SO • FORWARD • TAMPERE, FINLAND |



2 3 4 5 6 7 8 9 10 12 14 15 17 18 19 20 21 22 24 **26** 27 28 29 31 35

OCT 6	QUINNIPIAC	--	--
OCT 13	WISCONSIN	--	--
OCT 15	PROVIDENCE	--	--
OCT 20	ST. CLOUD	--	--
OCT 21	ST. CLOUD	--	--
OCT 27	PROVIDENCE	--	--
OCT 28	DENVER	--	--
NOV 3	MERRIMACK	--	--
NOV 4	MERRIMACK	--	--
NOV 7	CONNECTICUT	--	--
NOV 10	VERMONT	--	--
NOV 11	VERMONT	--	--
NOV 17	UNH	--	--
NOV 18	N'EASTERN	--	--
NOV 24	HARVARD	--	--
DEC 1	BU	--	--
DEC 2	BU	--	--
DEC 9	N'EASTERN	--	--
DEC 30	CONNECTICUT	--	--
JAN 5	MICH TECH	--	--
JAN 6	ASU / NMU	--	--
JAN 12	PROVIDENCE	--	--
JAN 14	UNH	--	--
JAN 23	UMASS	--	--
JAN 26	LOWELL	--	--
JAN 27	LOWELL	--	--
FEB 2	CONNECTICUT	--	--
FEB 5	NU (BEANPOT)	--	--
FEB 9	LOWELL	--	--
FEB 12	B/H (BEANPOT)	--	--
FEB 15	UMASS	--	--
FEB 17	MAINE	--	--
FEB 23	MAINE	--	--
FEB 24	MAINE	--	--
MAR 2	HEA FIRST RD	--	--
MAR 3	HEA FIRST RD	--	--
MAR 4	HEA FIRST RD	--	--
MAR 9	HEA QTRs	--	--
MAR 10	HEA QTRs	--	--
MAR 16	HEA SEMIS	--	--
MAR 17	HEA CHAMP	--	--
MAR 23	REGIONALS	--	--
MAR 24	REGIONALS	--	--
APR 5	NCAA SEMI	--	--
APR 7	NCAA TITLE	--	--

## CAREER STATS

YEAR	GP	G	A	Pts	Shots	Shot%	Pen	PIM	+/-	PPG	SHG	GWG	BLK
2016-17	30	8	8	16	74	.108	2	4	+2	1	1	1	10
2017-18	-	-	-	-	-	-	-	-	-	-	-	-	-
TOTAL	30	8	8	16	74	.108	2	4	+2	1	1	1	10




## CAREER HIGHS

POINTS	2	(five times, most recent vs. Notre Dame, Jan. 28, 2017)
GOALS	1	(eight times, most recent vs. Boston University, March 16, 2017)
ASSISTS	1	(eight times, most recent vs. Vermont, March 11, 2017)
SHOTS	6	(most recent, vs. Arizona State, Nov. 13, 2016)
PLUS / MINUS	+2	(six times, most recent vs. Vermont, March 11, 2017)

LUKE

# MCINNIS

| SO • DEFENSEMAN • HINGHAM, MASS. |



2 3 4 5 6 7 8 9 10 12 14 15 17 18 19 20 21 22 24 26 27 28 29 31 35

OCT 6	QUINNIPIAC	--	--
OCT 13	WISCONSIN	--	--
OCT 15	PROVIDENCE	--	--
OCT 20	ST. CLOUD	--	--
OCT 21	ST. CLOUD	--	--
OCT 27	PROVIDENCE	--	--
OCT 28	DENVER	--	--
NOV 3	MERRIMACK	--	--
NOV 4	MERRIMACK	--	--
NOV 7	CONNECTICUT	--	--
NOV 10	VERMONT	--	--
NOV 11	VERMONT	--	--
NOV 17	UNH	--	--
NOV 18	N'EASTERN	--	--
NOV 24	HARVARD	--	--
DEC 1	BU	--	--
DEC 2	BU	--	--
DEC 9	N'EASTERN	--	--
DEC 30	CONNECTICUT	--	--
JAN 5	MICH TECH	--	--
JAN 6	ASU / NMU	--	--
JAN 12	PROVIDENCE	--	--
JAN 14	UNH	--	--
JAN 23	UMASS	--	--
JAN 26	LOWELL	--	--
JAN 27	LOWELL	--	--
FEB 2	CONNECTICUT	--	--
FEB 5	NU (BEANPOT)	--	--
FEB 9	LOWELL	--	--
FEB 12	B/H (BEANPOT)	--	--
FEB 15	UMASS	--	--
FEB 17	MAINE	--	--
FEB 23	MAINE	--	--
FEB 24	MAINE	--	--
MAR 2	HEA FIRST RD	--	--
MAR 3	HEA FIRST RD	--	--
MAR 4	HEA FIRST RD	--	--
MAR 9	HEA QTRs	--	--
MAR 10	HEA QTRs	--	--
MAR 16	HEA SEMIS	--	--
MAR 17	HEA CHAMP	--	--
MAR 23	REGIONALS	--	--
MAR 24	REGIONALS	--	--
APR 5	NCAA SEMI	--	--
APR 7	NCAA TITLE	--	--

## CAREER STATS

YEAR	GP	G	A	Pts	Shots	Shot%	Pen	PIM	+/-	PPG	SHG	GWG	BLK
2016-17	35	3	7	10	53	.057	13	37	+3	0	0	1	37
2017-18	-	-	-	-	-	-	-	-	-	-	-	-	-
TOTAL	35	3	7	10	53	.057	13	37	+3	0	0	1	37



## CAREER HIGHS

POINTS	4	(most recent vs. Vermont, March 10, 2017)
GOALS	1	(three times, most recent vs. Vermont, March 10, 2017)
ASSISTS	3	(most recent vs. Vermont, March 10, 2017)
SHOTS	5	(twice, most recent vs. Providence, Jan. 8, 2017)
PLUS / MINUS	+4	(most recent vs. Vermont, March 10, 2017)

GRAHAM

# MCPHEE

SO • FORWARD • BETHESDA, MD.



2 3 4 5 6 7 8 9 10 12 14 15 17 18 19 20 21 22 24 26 **27** 28 29 31 35

OCT 6	QUINNIPIAC	--	--
OCT 13	WISCONSIN	--	--
OCT 15	PROVIDENCE	--	--
OCT 20	ST. CLOUD	--	--
OCT 21	ST. CLOUD	--	--
OCT 27	PROVIDENCE	--	--
OCT 28	DENVER	--	--
NOV 3	MERRIMACK	--	--
NOV 4	MERRIMACK	--	--
NOV 7	CONNECTICUT	--	--
NOV 10	VERMONT	--	--
NOV 11	VERMONT	--	--
NOV 17	UNH	--	--
NOV 18	N'EASTERN	--	--
NOV 24	HARVARD	--	--
DEC 1	BU	--	--
DEC 2	BU	--	--
DEC 9	N'EASTERN	--	--
DEC 30	CONNECTICUT	--	--
JAN 5	MICH TECH	--	--
JAN 6	ASU / NMU	--	--
JAN 12	PROVIDENCE	--	--
JAN 14	UNH	--	--
JAN 23	UMASS	--	--
JAN 26	LOWELL	--	--
JAN 27	LOWELL	--	--
FEB 2	CONNECTICUT	--	--
FEB 5	NU (BEANPOT)	--	--
FEB 9	LOWELL	--	--
FEB 12	B/H (BEANPOT)	--	--
FEB 15	UMASS	--	--
FEB 17	MAINE	--	--
FEB 23	MAINE	--	--
FEB 24	MAINE	--	--
MAR 2	HEA FIRST RD	--	--
MAR 3	HEA FIRST RD	--	--
MAR 4	HEA FIRST RD	--	--
MAR 9	HEA QTRs	--	--
MAR 10	HEA QTRs	--	--
MAR 16	HEA SEMIS	--	--
MAR 17	HEA CHAMP	--	--
MAR 23	REGIONALS	--	--
MAR 24	REGIONALS	--	--
APR 5	NCAA SEMI	--	--
APR 7	NCAA TITLE	--	--

## CAREER STATS

YEAR	GP	G	A	Pts	Shots	Shot%	Pen	PIM	+/-	PPG	SHG	GWG	BLK
2016-17	39	2	8	10	53	.038	17	42	+1	0	1	0	24
2017-18	-	-	-	-	-	-	-	-	-	-	-	-	-
TOTAL	39	2	8	10	53	.038	17	42	+1	0	1	0	24




## CAREER HIGHS

POINTS	3	(most recent, at Holy Cross, Oct. 22, 2016)
GOALS	1	(twice, most recent vs. UMass Lowell, March 18, 2017)
ASSISTS	3	(most recent, at Holy Cross, Oct. 22, 2016)
SHOTS	4	(most recent, vs. Northeastern, Feb. 13, 2017)
PLUS / MINUS	+3	(most recent, at New Hampshire, Feb. 3, 2017)

MIKE

# MERULLA

SO • FORWARD • KENNETT SQUARE, PA.




2 3 4 5 6 7 8 9 10 12 14 15 17 18 19 **20** 21 22 24 26 27 28 29 31 35

OCT 6	QUINNIAC	--	--
OCT 13	WISCONSIN	--	--
OCT 15	PROVIDENCE	--	--
OCT 20	ST. CLOUD	--	--
OCT 21	ST. CLOUD	--	--
OCT 27	PROVIDENCE	--	--
OCT 28	DENVER	--	--
NOV 3	MERRIMACK	--	--
NOV 4	MERRIMACK	--	--
NOV 7	CONNECTICUT	--	--
NOV 10	VERMONT	--	--
NOV 11	VERMONT	--	--
NOV 17	UNH	--	--
NOV 18	N'EASTERN	--	--
NOV 24	HARVARD	--	--
DEC 1	BU	--	--
DEC 2	BU	--	--
DEC 9	N'EASTERN	--	--
DEC 30	CONNECTICUT	--	--
JAN 5	MICH TECH	--	--
JAN 6	ASU / NMU	--	--
JAN 12	PROVIDENCE	--	--
JAN 14	UNH	--	--
JAN 23	UMASS	--	--
JAN 26	LOWELL	--	--
JAN 27	LOWELL	--	--
FEB 2	CONNECTICUT	--	--
FEB 5	NU (BEANPOT)	--	--
FEB 9	LOWELL	--	--
FEB 12	B/H (BEANPOT)	--	--
FEB 15	UMASS	--	--
FEB 17	MAINE	--	--
FEB 23	MAINE	--	--
FEB 24	MAINE	--	--
MAR 2	HEA FIRST RD	--	--
MAR 3	HEA FIRST RD	--	--
MAR 4	HEA FIRST RD	--	--
MAR 9	HEA QTRs	--	--
MAR 10	HEA QTRs	--	--
MAR 16	HEA SEMIS	--	--
MAR 17	HEA CHAMP	--	--
MAR 23	REGIONALS	--	--
MAR 24	REGIONALS	--	--
APR 5	NCAA SEMI	--	--
APR 7	NCAA TITLE	--	--

## CAREER STATS

YEAR	GP	G	A	Pts	Shots	Shot%	Pen	PIM	+/-	PPG	SHG	GWG	BLK
2016-17	3	0	0	0	0	.000	0	0	0	0	0	0	1
2017-18	-	-	-	-	-	-	-	-	-	-	-	-	-
TOTAL	3	0	0	0	0	.000	0	0	0	0	0	0	1




## CAREER HIGHS

POINTS.....
GOALS.....
ASSISTS.....
SHOTS.....
PLUS / MINUS.....

IAN

# MILOSZ

JR • GOALTENDER • NORTH GRAFTON, MASS.



2 3 4 5 6 7 8 9 10 12 14 15 17 18 19 20 21 22 24 26 27 28 **29** 31 35

OCT 6	QUINNIPIAC	--(-)	--
OCT 13	WISCONSIN	--(-)	--
OCT 15	PROVIDENCE	--(-)	--
OCT 20	ST. CLOUD	--(-)	--
OCT 21	ST. CLOUD	--(-)	--
OCT 27	PROVIDENCE	--(-)	--
OCT 28	DENVER	--(-)	--
NOV 3	MERRIMACK	--(-)	--
NOV 4	MERRIMACK	--(-)	--
NOV 7	CONNECTICUT	--(-)	--
NOV 10	VERMONT	--(-)	--
NOV 11	VERMONT	--(-)	--
NOV 17	UNH	--(-)	--
NOV 18	N'EASTERN	--(-)	--
NOV 24	HARVARD	--(-)	--
DEC 1	BU	--(-)	--
DEC 2	BU	--(-)	--
DEC 9	N'EASTERN	--(-)	--
DEC 30	CONNECTICUT	--(-)	--
JAN 5	MICH TECH	--(-)	--
JAN 6	ASU / NMU	--(-)	--
JAN 12	PROVIDENCE	--(-)	--
JAN 14	UNH	--(-)	--
JAN 23	UMASS	--(-)	--
JAN 26	LOWELL	--(-)	--
JAN 27	LOWELL	--(-)	--
FEB 2	CONNECTICUT	--(-)	--
FEB 5	NU (BEANPOT)	--(-)	--
FEB 9	LOWELL	--(-)	--
FEB 12	B/H (BEANPOT)	--(-)	--
FEB 15	UMASS	--(-)	--
FEB 17	MAINE	--(-)	--
FEB 23	MAINE	--(-)	--
FEB 24	MAINE	--(-)	--
MAR 2	HEA FIRST RD	--(-)	--
MAR 3	HEA FIRST RD	--(-)	--
MAR 4	HEA FIRST RD	--(-)	--
MAR 9	HEA QTRs	--(-)	--
MAR 10	HEA QTRs	--(-)	--
MAR 16	HEA SEMIS	--(-)	--
MAR 17	HEA CHAMP	--(-)	--
MAR 23	REGIONALS	--(-)	--
MAR 24	REGIONALS	--(-)	--
APR 5	NCAA SEMI	--(-)	--
APR 7	NCAA TITLE	--(-)	--

## CAREER STATS

YEAR	GP	GS	Min.	GA	GAA	Saves	Sv%	W	L	T	Sho	PPG	SHG
2015-16	2	2	124:30	7	3.37	62	.899	1	0	1	0	2	0
2016-17	-	-	-	-	-	-	-	-	-	-	-	-	-
2017-18	-	-	-	-	-	-	-	-	-	-	-	-	-
TOTAL	2	2	124:30	7	3.37	62	.899	1	0	1	0	2	0



## CAREER HIGHS

SAVES.....	38
..... (at Providence, Jan. 9, 2016)	
ASSISTS.....	
SHUTOUTS.....	
LONGEST SCORELESS STREAK.....	
MOST GOALS ALLOWED.....	4
..... (at Providence, Jan. 9, 2016)	

# CONNOR MOORE

| SO • DEFENSEMAN • CUMMING, GA. |



2 3 4 5 6 **7** 8 9 10 12 14 15 17 18 19 20 21 22 24 26 27 28 29 31 35

OCT 6	QUINNIPIAC	--	--
OCT 13	WISCONSIN	--	--
OCT 15	PROVIDENCE	--	--
OCT 20	ST. CLOUD	--	--
OCT 21	ST. CLOUD	--	--
OCT 27	PROVIDENCE	--	--
OCT 28	DENVER	--	--
NOV 3	MERRIMACK	--	--
NOV 4	MERRIMACK	--	--
NOV 7	CONNECTICUT	--	--
NOV 10	VERMONT	--	--
NOV 11	VERMONT	--	--
NOV 17	UNH	--	--
NOV 18	N'EASTERN	--	--
NOV 24	HARVARD	--	--
DEC 1	BU	--	--
DEC 2	BU	--	--
DEC 9	N'EASTERN	--	--
DEC 30	CONNECTICUT	--	--
JAN 5	MICH TECH	--	--
JAN 6	ASU / NMU	--	--
JAN 12	PROVIDENCE	--	--
JAN 14	UNH	--	--
JAN 23	UMASS	--	--
JAN 26	LOWELL	--	--
JAN 27	LOWELL	--	--
FEB 2	CONNECTICUT	--	--
FEB 5	NU (BEANPOT)	--	--
FEB 9	LOWELL	--	--
FEB 12	B/H (BEANPOT)	--	--
FEB 15	UMASS	--	--
FEB 17	MAINE	--	--
FEB 23	MAINE	--	--
FEB 24	MAINE	--	--
MAR 2	HEA FIRST RD	--	--
MAR 3	HEA FIRST RD	--	--
MAR 4	HEA FIRST RD	--	--
MAR 9	HEA QTRs	--	--
MAR 10	HEA QTRs	--	--
MAR 16	HEA SEMIS	--	--
MAR 17	HEA CHAMP	--	--
MAR 23	REGIONALS	--	--
MAR 24	REGIONALS	--	--
APR 5	NCAA SEMI	--	--
APR 7	NCAA TITLE	--	--

## CAREER STATS

YEAR	GP	G	A	Pts	Shots	Shot%	Pen	PIM	+/-	PPG	SHG	GWG	BLK
2016-17	40	1	12	13	30	.033	8	24	+17	0	0	0	49
2017-18	-	-	-	-	-	-	-	-	-	-	-	-	-
TOTAL	40	1	12	13	30	.033	8	24	+17	0	0	0	49



## CAREER HIGHS

POINTS	.....2	(most recent at Wisconsin, Oct. 16, 2016)
GOALS	.....1	(most recent vs. Vermont, March 11, 2017)
ASSISTS	.....2	(most recent at Wisconsin, Oct. 16, 2016)
SHOTS	.....5	(most recent vs. Merrimack, Feb. 10, 2017)
PLUS / MINUS	.....+4	(most recent at Wisconsin, Oct. 16, 2016)

AAPELI

# RÄSÄNEN

| FR • FORWARD • TAMPERE, FINLAND |



2 3 4 5 6 7 8 9 10 12 14 15 17 18 19 20 21 **22** 24 26 27 28 29 31 35

OCT 6	QUINNIPIAC	--	--
OCT 13	WISCONSIN	--	--
OCT 15	PROVIDENCE	--	--
OCT 20	ST. CLOUD	--	--
OCT 21	ST. CLOUD	--	--
OCT 27	PROVIDENCE	--	--
OCT 28	DENVER	--	--
NOV 3	MERRIMACK	--	--
NOV 4	MERRIMACK	--	--
NOV 7	CONNECTICUT	--	--
NOV 10	VERMONT	--	--
NOV 11	VERMONT	--	--
NOV 17	UNH	--	--
NOV 18	N'EASTERN	--	--
NOV 24	HARVARD	--	--
DEC 1	BU	--	--
DEC 2	BU	--	--
DEC 9	N'EASTERN	--	--
DEC 30	CONNECTICUT	--	--
JAN 5	MICH TECH	--	--
JAN 6	ASU / NMU	--	--
JAN 12	PROVIDENCE	--	--
JAN 14	UNH	--	--
JAN 23	UMASS	--	--
JAN 26	LOWELL	--	--
JAN 27	LOWELL	--	--
FEB 2	CONNECTICUT	--	--
FEB 5	NU (BEANPOT)	--	--
FEB 9	LOWELL	--	--
FEB 12	B/H (BEANPOT)	--	--
FEB 15	UMASS	--	--
FEB 17	MAINE	--	--
FEB 23	MAINE	--	--
FEB 24	MAINE	--	--
MAR 2	HEA FIRST RD	--	--
MAR 3	HEA FIRST RD	--	--
MAR 4	HEA FIRST RD	--	--
MAR 9	HEA QTRs	--	--
MAR 10	HEA QTRs	--	--
MAR 16	HEA SEMIS	--	--
MAR 17	HEA CHAMP	--	--
MAR 23	REGIONALS	--	--
MAR 24	REGIONALS	--	--
APR 5	NCAA SEMI	--	--
APR 7	NCAA TITLE	--	--

## CAREER STATS

YEAR	GP	G	A	Pts	Shots	Shot%	Pen	PIM	+/-	PPG	SHG	GWG	BLK
2017-18	-	-	-	-	-	-	-	-	-	-	-	-	-



## CAREER HIGHS

POINTS.....

GOALS.....

ASSISTS.....


SHOTS.....

PLUS / MINUS.....

JAKE

# TORTORA

FR • FORWARD • VICTOR, N.Y.



2 3 4 5 6 7 8 9 10 12 14 15 17 18 **19** 20 21 22 24 26 27 28 29 31 35

OCT 6	QUINNIPIAC	--	--
OCT 13	WISCONSIN	--	--
OCT 15	PROVIDENCE	--	--
OCT 20	ST. CLOUD	--	--
OCT 21	ST. CLOUD	--	--
OCT 27	PROVIDENCE	--	--
OCT 28	DENVER	--	--
NOV 3	MERRIMACK	--	--
NOV 4	MERRIMACK	--	--
NOV 7	CONNECTICUT	--	--
NOV 10	VERMONT	--	--
NOV 11	VERMONT	--	--
NOV 17	UNH	--	--
NOV 18	N'EASTERN	--	--
NOV 24	HARVARD	--	--
DEC 1	BU	--	--
DEC 2	BU	--	--
DEC 9	N'EASTERN	--	--
DEC 30	CONNECTICUT	--	--
JAN 5	MICH TECH	--	--
JAN 6	ASU / NMU	--	--
JAN 12	PROVIDENCE	--	--
JAN 14	UNH	--	--
JAN 23	UMASS	--	--
JAN 26	LOWELL	--	--
JAN 27	LOWELL	--	--
FEB 2	CONNECTICUT	--	--
FEB 5	NU (BEANPOT)	--	--
FEB 9	LOWELL	--	--
FEB 12	B/H (BEANPOT)	--	--
FEB 15	UMASS	--	--
FEB 17	MAINE	--	--
FEB 23	MAINE	--	--
FEB 24	MAINE	--	--
MAR 2	HEA FIRST RD	--	--
MAR 3	HEA FIRST RD	--	--
MAR 4	HEA FIRST RD	--	--
MAR 9	HEA QTRs	--	--
MAR 10	HEA QTRs	--	--
MAR 16	HEA SEMIS	--	--
MAR 17	HEA CHAMP	--	--
MAR 23	REGIONALS	--	--
MAR 24	REGIONALS	--	--
APR 5	NCAA SEMI	--	--
APR 7	NCAA TITLE	--	--

## CAREER STATS

YEAR	GP	G	A	Pts	Shots	Shot%	Pen	PIM	+/-	PPG	SHG	GWG	BLK
2017-18	-	-	-	-	-	-	-	-	-	-	-	-	-



## CAREER HIGHS

POINTS.....
GOALS.....
ASSISTS.....
SHOTS.....
PLUS / MINUS.....

ZACH

# WALKER

| SO • FORWARD • BOISE, IDAHO |



2 3 4 5 6 7 8 9 10 12 **14** 15 17 18 19 20 21 22 24 26 27 28 29 31 35

OCT 6	QUINNIPIAC	--	--
OCT 13	WISCONSIN	--	--
OCT 15	PROVIDENCE	--	--
OCT 20	ST. CLOUD	--	--
OCT 21	ST. CLOUD	--	--
OCT 27	PROVIDENCE	--	--
OCT 28	DENVER	--	--
NOV 3	MERRIMACK	--	--
NOV 4	MERRIMACK	--	--
NOV 7	CONNECTICUT	--	--
NOV 10	VERMONT	--	--
NOV 11	VERMONT	--	--
NOV 17	UNH	--	--
NOV 18	N'EASTERN	--	--
NOV 24	HARVARD	--	--
DEC 1	BU	--	--
DEC 2	BU	--	--
DEC 9	N'EASTERN	--	--
DEC 30	CONNECTICUT	--	--
JAN 5	MICH TECH	--	--
JAN 6	ASU / NMU	--	--
JAN 12	PROVIDENCE	--	--
JAN 14	UNH	--	--
JAN 23	UMASS	--	--
JAN 26	LOWELL	--	--
JAN 27	LOWELL	--	--
FEB 2	CONNECTICUT	--	--
FEB 5	NU (BEANPOT)	--	--
FEB 9	LOWELL	--	--
FEB 12	B/H (BEANPOT)	--	--
FEB 15	UMASS	--	--
FEB 17	MAINE	--	--
FEB 23	MAINE	--	--
FEB 24	MAINE	--	--
MAR 2	HEA FIRST RD	--	--
MAR 3	HEA FIRST RD	--	--
MAR 4	HEA FIRST RD	--	--
MAR 9	HEA QTRs	--	--
MAR 10	HEA QTRs	--	--
MAR 16	HEA SEMIS	--	--
MAR 17	HEA CHAMP	--	--
MAR 23	REGIONALS	--	--
MAR 24	REGIONALS	--	--
APR 5	NCAA SEMI	--	--
APR 7	NCAA TITLE	--	--

### CAREER STATS

YEAR	GP	G	A	Pts	Shots	Shot%	Pen	PIM	+/-	PPG	SHG	GWG	BLK
2016-17	32	2	5	7	13	.154	8	27	-3	0	0	0	6
2017-18	-	-	-	-	-	-	-	-	-	-	-	-	-
TOTAL	32	2	5	7	13	.154	8	27	-3	0	0	0	6



### CAREER HIGHS

POINTS.....2  
 (most recent, at Holy Cross, Oct. 22, 2016)

GOALS.....1  
 (twice, most recent, vs. Northeastern, Dec. 6, 2016)

ASSISTS.....2  
 (most recent, at Holy Cross, Oct. 22, 2016)


SHOTS.....3  
 (most recent, vs. Providence, Oct. 28, 2016)

PLUS / MINUS.....+2  
 (most recent, at Holy Cross, Oct. 22, 2016)

JOSEPH

# WOLL

SO • GOALTENDER • ST. LOUIS, MO.



2 3 4 5 6 7 8 9 10 12 14 15 17 18 19 20 21 22 24 26 27 28 29 **31** 35

OCT 6	QUINNIPIAC	--(-)	--
OCT 13	WISCONSIN	--(-)	--
OCT 15	PROVIDENCE	--(-)	--
OCT 20	ST. CLOUD	--(-)	--
OCT 21	ST. CLOUD	--(-)	--
OCT 27	PROVIDENCE	--(-)	--
OCT 28	DENVER	--(-)	--
NOV 3	MERRIMACK	--(-)	--
NOV 4	MERRIMACK	--(-)	--
NOV 7	CONNECTICUT	--(-)	--
NOV 10	VERMONT	--(-)	--
NOV 11	VERMONT	--(-)	--
NOV 17	UNH	--(-)	--
NOV 18	N'EASTERN	--(-)	--
NOV 24	HARVARD	--(-)	--
DEC 1	BU	--(-)	--
DEC 2	BU	--(-)	--
DEC 9	N'EASTERN	--(-)	--
DEC 30	CONNECTICUT	--(-)	--
JAN 5	MICH TECH	--(-)	--
JAN 6	ASU / NMU	--(-)	--
JAN 12	PROVIDENCE	--(-)	--
JAN 14	UNH	--(-)	--
JAN 23	UMASS	--(-)	--
JAN 26	LOWELL	--(-)	--
JAN 27	LOWELL	--(-)	--
FEB 2	CONNECTICUT	--(-)	--
FEB 5	NU (BEANPOT)	--(-)	--
FEB 9	LOWELL	--(-)	--
FEB 12	B/H (BEANPOT)	--(-)	--
FEB 15	UMASS	--(-)	--
FEB 17	MAINE	--(-)	--
FEB 23	MAINE	--(-)	--
FEB 24	MAINE	--(-)	--
MAR 2	HEA FIRST RD	--(-)	--
MAR 3	HEA FIRST RD	--(-)	--
MAR 4	HEA FIRST RD	--(-)	--
MAR 9	HEA QTRs	--(-)	--
MAR 10	HEA QTRs	--(-)	--
MAR 16	HEA SEMIS	--(-)	--
MAR 17	HEA CHAMP	--(-)	--
MAR 23	REGIONALS	--(-)	--
MAR 24	REGIONALS	--(-)	--
APR 5	NCAA SEMI	--(-)	--
APR 7	NCAA TITLE	--(-)	--

## CAREER STATS

YEAR	GP	GS	Min.	GA	GAA	Saves	Sv%	W	L	T	SHO	PPG	SHG
2016-17	34	34	1976:52	87	2.64	912	.913	17	13	3	1	30	3
2017-18	-	-	-	-	-	-	-	-	-	-	-	-	-
TOTAL	34	34	1976:52	87	2.64	912	.913	17	13	3	1	30	3



## CAREER HIGHS

SAVES.....	42
..... (twice, most recent, vs. Boston University, March 16, 2017)	
ASSISTS.....	.....
SHUTOUTS.....	1
..... (most recent, vs. Vermont, March 10, 2017)	
LONGEST SCORELESS STREAK.....	89:38
..... (most recent, Feb. 24 - March 11, 2017)	
MOST GOALS ALLOWED.....	5
..... (twice, most recent at Harvard, Nov. 22, 2016)	