

# BOSTON COLLEGE



## SCHEDULE

### NOVEMBER (3-1)

Thu 3	STONEHILL&		W, 81-74
Fri 11	NICHOLLS STATE	ACCN Extra	L, 79-73
Tue 15	MD EASTERN SHORE	ACCN Extra	W, 73-57
Sun 20	STONY BROOK#	ACCN Extra	W, 82-75
Tue 22	TOWSON#	ACCN Extra	W, 80-70
Fri 25	vs. Kansas State#	ASN/NESN+	7 p.m.
Sat 26	vs. Maryland/Richmond#	ASN/NESN+	TBA

### DECEMBER

Sat 3	DARTMOUTH	ACCN Extra	1 p.m.
Wed 7	HARVARD	ACCN Extra	7 p.m.
Fri 9	HARTFORD	ACCN Extra	7 p.m.
Mon 12	vs. Auburn\$	FS1	6:30 p.m.
Sun 18	SACRED HEART	ACCN Extra	1 p.m.
Wed 21	vs. Fairfield%	CBS SN	6 p.m.
Fri 23	PROVIDENCE	ESPNU	4 p.m.

### JANUARY

Sun 1	SYRACUSE*	ESPNU	12:30 p.m.
Tue 3	at Wake Forest*	RSN/NESN	7 p.m.
Sat 7	at Duke*	RSN/NESN	2 p.m.
Wed 11	NC State*	RSN/NESN	9 p.m.
Sat 14	at Syracuse*	RSN/NESN	4 p.m.
Wed 18	VIRGINIA*	ACC Network	8 p.m.
Sat 21	NORTH CAROLINA*	ACC Network	Noon
Wed 25	at Miami*	RSN/NESN	9 p.m.
Sun 29	at Virginia Tech*	ESPNU	6:30 p.m.
Tue 31	WAKE FOREST*	ESPNU	7 p.m.

### FEBRUARY

Sat 4	LOUISVILLE*	ACC Network	3 p.m.
Wed 8	PITTSBURGH*	RSN/NESN	7 p.m.
Sat 11	at Georgia Tech*	RSN/NESN	5:30 p.m.
Tue 14	NOTRE DAME*	ESPNU	7 p.m.
Mon 20	at Florida State*	ESPNU	7 p.m.
Sat 25	VIRGINIA TECH*	RSN/NESN	4 p.m.

### MARCH

Wed 1	at Notre Dame*	ACC Network	8 p.m.
Sat 4	at Clemson*	ACCN Extra	2 p.m.
Tue 7	ACC Tournament		
Wed 8	ACC Tournament		
Thu 9	ACC Tournament		
Fri 10	ACC Tournament		
Sat 11	ACC Tournament		

\*ACC game

&Exhibition game

#Barclays Center Classic

\$Under Armour "Reunion" (Madison Square Garden)

%Birthdate of Basketball (Mohegan Sun Arena)

## BC COMMUNICATIONS

Matt Lynch

Associate Director of Communications

Office: 617-552-2193

E-mail: lynchfz@bc.edu

## BC SOCIAL



@BCMBB



BostonCollegeAthletics



@BCAthletics

## KANSAS STATE [4-0] vs. BOSTON COLLEGE [3-1]

\*CATSVsBC • \*BCEAGLES

FRIDAY, NOVEMBER 25 • 7 P.M.

BARCLAYS CENTER [17,732] • BROOKLYN, N.Y.

### THE GAME

- Boston College travels to Brooklyn this weekend to take part in the Barclays Center Classic.
- The Eagles will face Kansas State on Friday at 7 p.m. and then face either Maryland or Richmond on Saturday.
- BC is looking for its fourth-straight win after losing its season opener. The wins have come against Maryland Eastern Shore, Stony Brook and Towson.
- Sophomore **Jerome Robinson** has averaged 20.7 points, 6.7 rebounds and 4.3 assists in the last three games.
- Kansas State enters Brooklyn with a 4-0 record, winning by an average of nearly 21 points.
- Boston College is 1-1 in the Barclays Center. It won last year against Fordham on December 22 and the loss came against VCU on December 28, 2013.






### THE SERIES

- This will be the third meeting between the two programs on the hardwood.
- BC and Kansas State have both won a game in the series and both times they faced each other in the NCAA Tournament.
- The teams last met in the Sweet Sixteen of the 1982 tournament. Boston College won that game, 69-65, in St. Louis to advance to the Elite Eight.
- The first matchup against the Wildcats was in the 1975 NCAA Tournament with Kansas State taking the second round game, 74-65.
- Looking ahead to Saturday, BC is 9-9 all-time against Maryland and 0-1 vs. Richmond.

### NEED TO KNOW

- Sophomore **Jerome Robinson** ranks second in the ACC in scoring (19.0) and eighth in steals (1.75).
- Graduate student **Mo Jeffers** currently ranks 11th in the ACC in rebounding (8.3).
- Sophomore **A.J. Turner** is ninth in the conference in assist to turnover ratio (3.75).
- Graduate student **Connor Tava** currently has 994 career points and is just six away from reaching the 1,000-point mark.
- Freshman **Ky Bowman** scored a season-high 14 points against Towson. He was 9-for-11 from the foul line.
- Boston College has assisted on 66 percent of its baskets this year. It has recorded 70 assists on 106 buckets.

## STARTERS vs. TOWSON

	PPG	RPG	APG	MPG	vs. Towson
 #0 Ky Bowman Fr. • Guard • 6-1 • 182 Havelock, N.C./Havelock	7.3	2.0	2.0	15.3	14 points, 4 rebounds, 3 assists All-state player; averaged 23.4 ppg as senior
 #1 Jerome Robinson So. • Guard • 6-5 • 190 Raleigh, N.C./Needham Broughton	19.0	6.5	4.3	33.8	Career-high 24 points, 5 rebounds 2nd in the ACC in scoring
 #2 Connor Tava Gr. • Forward • 6-6 • 250 Macomb, Mich./Warren De La Salle	7.3	7.0	1.5	24.5	13 points, 8 rebounds Two-time All-MAC Honorable Mention
 #11 A.J. Turner So. • Forward • 6-7 • 188 Mt. Clemens, Mich./New Hampton School (NH)	9.3	3.0	3.8	27.0	3 assists 9th in the ACC in assist/turnover ratio
 #15 Mo Jeffers Gr. • Forward • 6-9 • 240 Washington, D.C./Calvin Coolidge	6.3	8.3	0.5	22.3	6 rebounds 11th in the ACC in rebounding

## THE BROADCAST

American Sports Network

NESNplus

Mike Gleason (play-by-play)

Mark Adams (color analyst)

BC IMG Sports Network

WEEI 850 AM

Bill Spaulding (play-by-play)

Zack Spears (color analyst)

## AP TOP 25

Rank	Team	Record	Points
1	Kentucky (40)	4-0	1,494
2	Villanova (20)	5-0	1,469
3	Indiana (1)	3-0	1,348
4	North Carolina	4-0	1,319
5	Kansas	2-1	1,284
6	Duke	4-1	1,253
7	Virginia	3-0	1,126
8	Arizona	3-0	1,066
9	Xavier	5-0	1,039
10	Louisville	3-0	893
11	Gonzaga	3-0	816
12	Creighton	4-0	716
12	Oregon	2-1	716
14	UCLA	4-0	681
15	Saint Mary's	3-0	665
16	Wisconsin	2-1	623
17	Syracuse	3-0	576
18	Purdue	2-1	571
19	West Virginia	3-0	466
20	Baylor	3-0	326
21	Iowa State	3-0	283
22	Texas	3-0	237
23	Rhode Island	4-1	198
24	Michigan State	2-2	184
25	Florida State	4-0	89

**Others receiving votes:** Michigan 83, Maryland 56, California 54, Miami 40, Cincinnati 34, Wichita St 29, Florida 27, Seton Hall 15, Virginia Tech 12, Butler 11, Dayton 11, Notre Dame 6, Colorado 4, Ohio State 2, Ohio 1, Rutgers 1, Tennessee State 1

**Dropped from rankings:** Cincinnati 24, California 25

## USA TODAY COACHES POLL

Rank	Team	Record	Points
1	Kentucky (20)	4-0	754
2	Villanova (4)	5-0	725
3	Duke (5)	4-1	658
4	North Carolina	4-0	654
5	Indiana (2)	3-0	650
6	Virginia	3-0	600
6	Kansas	2-1	600
8	Xavier	5-0	545
9	Arizona	3-0	530
10	Louisville	3-0	470
11	Gonzaga	3-0	409
12	Oregon	2-1	390
13	UCLA	4-0	318
14	Wisconsin	2-1	306
15	Saint Mary's	3-0	301
16	Syracuse	3-0	288
17	West Virginia	3-0	284
18	Creighton	4-0	280
19	Purdue	2-1	254
20	Michigan State	2-2	227
21	Texas	3-0	146
22	Iowa State	3-0	134
23	Maryland	4-0	94
24	Michigan	4-0	79
25	Rhode Island	4-1	70

**Others receiving votes:** Baylor 60, California 38, Miami 37, Florida 26, Seton Hall 21, Cincinnati 20, Florida State 20, VCU 11, Colorado 11, Butler 10, Notre Dame 9, Wichita St 9, Utah 7, NC State 5, Dayton 5, Texas A&M 4, Virginia Tech 3, Oklahoma 3, Connecticut 3, Yale 2, UCF 1, UAB 1, Arkansas 1, Northern Iowa 1, CSU Bakersfield 1

## ROBINSON SCORES 24 IN WIN OVER TOWSON

- Sophomore **Jerome Robinson** led all scorers with a new career high of 24 points to lead Boston College to an 80-70 win against Towson on Tuesday.
- Graduate student **Connar Tava** recorded 13 points and eight rebounds.
- Freshman **Ky Bowman** scored a season-high 14 points and was 9-for-11 from the foul line.
- Sophomore **Jordan Chatman** added 10 points.
- Boston College shot 90 percent (27-for-30) from the foul line and was a perfect 20-for-20 in the second half.
- Boston College started the game with a 10-2 run in the first 4:23.
- Robinson hit a 3-pointer to increase the Eagles' lead to 33-20 with 7:33 left in the half.
- Towson cut it to four points late in the half, but BC scored the final four points to take a 45-37 lead into the break.
- Towson started the second half with a 16-5 run to take a 53-50 lead with 13:24 on the clock. It was the Tigers first lead of the game.
- BC responded by scoring the next six points to regain a 56-53 advantage. Robinson had all six points and took a charge on the defensive end.
- The Eagles were ahead, 66-65, and then scored eight unanswered points over the next 2:17 to build a 74-65 lead with 59 seconds left.
- BC converted on all of its foul shots down the stretch to seal the win.

## EAGLES GET SECOND-STRAIGHT WIN WITH VICTORY OVER STONY BROOK

- Sophomore **Jerome Robinson** recorded career highs with 22 points and eight rebounds while adding five assists as Boston College beat Stony Brook, 82-75.
- Freshman **Nik Popovic** scored 13 points off the bench and grabbed five boards in 13 minutes. He was 6-for-7 from the field.
- Sophomore **A.J. Turner** (12) and graduate student **Mo Jeffers** (10) also scored in double figures. Jeffers added eight rebounds.
- BC shot 65.4 percent (17-26) from the field in the first half and 54 percent (27-50) for the game.
- Boston College scored eight unanswered points over a 1:57 span to build an 18-9 lead midway through the first half. Popovic had six of those eight points.
- That sparked a longer 34-12 run that gave the Eagles a 44-21 lead with 2:21 left in the half. Robinson scored seven-straight BC points during that span.
- BC took a 46-30 lead into halftime.
- Stony Brook started the second half with an 18-9 run to cut the BC lead down to 55-48 with 12:49 remaining, but BC scored eight of the next 10 to push it back to 63-50.
- The Eagles led by as many as 18 points with 7:26 left, but Stony Brook made it a 74-70 game with 54 seconds to go.
- BC connected on all eight of its foul shots down the stretch to seal the win.

## TOWSON BOX SCORE

TOWSON 70										
NAME	FG	3FG	FT	R	TP	A	TO	MIN		
Morman*	1-5	0-1	1-2	3	3	2	2	24		
Morsell*	7-15	3-7	5-6	1	22	2	4	35		
Adala Moto*	7-16	1-3	5-8	5	20	2	1	32		
Keith II*	1-3	1-3	0-0	3	3	5	0	31		
Thomas*	1-1	0-0	2-3	4	4	1	0	23		
Martin	0-0	0-0	2-2	0	2	1	0	6		
McNeil	2-3	2-3	0-0	0	6	1	2	12		
Gorham	0-1	0-0	0-0	3	0	0	1	6		
Davis	4-7	0-1	1-2	5	9	0	0	17		
Tunstall	0-0	0-0	0-0	0	0	0	0	2		
Starr	0-1	0-1	1-2	0	1	0	0	12		
<b>Totals</b>	<b>23-52</b>	<b>7-19</b>	<b>17-25</b>	<b>26</b>	<b>70</b>	<b>14</b>	<b>10</b>	<b>200</b>		

BOSTON COLLEGE 80										
NAME	FG	3FG	FT	R	TP	A	TO	MIN		
Bowman*	2-6	1-3	9-11	4	14	3	1	18		
Robinson*	8-16	1-5	7-8	5	24	4	1	36		
Tava*	4-6	0-0	5-5	8	13	3	1	32		
Turner*	0-2	0-1	0-0	1	0	3	0	23		
Jeffers*	1-4	0-0	2-2	6	4	0	4	27		
Graves	2-4	2-4	0-0	1	6	2	1	13		
Owens	0-1	0-1	2-2	3	2	1	1	10		
Reyes	0-0	0-0	0-0	0	0	0	0	3		
Gehan	0-0	0-0	0-0	0	0	0	0	1		
Popovic	3-3	1-1	0-0	2	7	0	1	14		
Chatman	3-8	2-5	2-2	1	10	2	3	24		
<b>Totals</b>	<b>23-50</b>	<b>7-20</b>	<b>27-30</b>	<b>36</b>	<b>80</b>	<b>18</b>	<b>13</b>	<b>200</b>		

## A TALE OF TWO HALVES

- Boston College has had great first halves in the last three games.
- The Eagles' average lead at halftime has been 11.3 points. They are shooting .593 from the field, .519 from beyond the arc and have a +11.0 rebound advantage.
- Those numbers fall off in the second half, as the point margin drops to -0.3 points. They also have worse numbers in field goal percentage (.363), 3-point percentage (.200) and rebounding (+0.3).
- Below is a chart of the statistical difference in halves in the last three games.

## A TALE OF TWO HALVES

First Half	Stat	Second Half
44.0	Points	34.3
+11.3	Scoring Margin	-0.3
.593	FG Percentage	.363
.519	3-Point Percentage	.200
+11.0	Rebound Margin	+0.3
11.0	Assists	7.3

## GETTING TO THE LINE

- Boston College attempted 30 or more free throws in each of the last two games.
- It marks the first time BC has done that since January, 2013.
- The Eagles' went 23-for-36 against Stony Brook which were the most attempts in the **Jim Christian** era.
- BC then went 27-for-30 against Towson on Tuesday, including a perfect 20-for-20 in the second half.
- The 36 free throw attempts vs. the Seawolves were the most by an Eagle team since they had 42 on March 1, 2014 against Wake Forest.

## TALE OF THE TAPE

EAGLES		WILDCATS
77.0	Scoring Average	78.2
70.2	Scoring Defense	57.5
+6.8	Scoring Margin	+20.7
.486	Field Goal Percentage	.498
.413	FG Percentage Defense	.359
.400	3-point Percentage	.436
.271	3-Point Percentage Defense	.365
.667	Free Throw Percentage	.590
41.2	Rebounding Average	38.2
+8.5	Rebounding Margin	+5.5
15.0	Turnover Average	14.8
-4.7	Turnover Margin	+2.8

## SITUATIONAL RECORDS

BC shoots 50 percent or better	1-1
BC shoots 40-49 percent	2-0
BC shoots 30-39 percent	0-0
BC shoots below 30 percent	0-0
Opponent shoots 50 percent or better	0-0
Opponent shoots 40-49 percent	1-1
Opponent shoots 30-39 percent	2-0
Opponent shoots below 30 percent	0-0
BC shoots better from the field	3-1
BC shoots same/worse from the field	0-0
BC leads at the half	3-0
BC is tied at the half	0-0
BC is losing at the half	0-1
BC has more rebounds	3-0
Opponent has more rebounds	0-0
Rebounds are even	0-1
BC commits fewer turnovers	0-0
BC commits more turnovers	3-1
Turnovers are even	0-0
BC shoots 70 percent or better on free throws	1-0
BC makes more free throws	2-0
BC scores less than 50 points	0-0
BC scores 50-59 points	0-0
BC scores 60-69 points	0-0
BC scores 70-79 points	1-1
BC scores 80-89 points	2-0
BC scores 90 or more points	0-0
Opponent scores less than 50 points	0-0
Opponent scores 50-59 points	1-0
Opponent scores 60-69 points	0-0
Opponent scores 70-79 points	2-1
Opponent scores 80-89 points	0-0
Opponent scores 90 or more points	0-0
BC bench outscores opponent bench	3-0
Leading with 10 minutes to play	3-0
Leading with 5 minutes to play	3-0
Leading with 1 minute to play	3-0
Losing with 10 minutes to play	0-1
Losing with 5 minutes to play	0-1
Losing with 1 minute to play	0-1
Tied with 10 minutes to play	0-0
Tied with 5 minutes to play	0-0
Tied with 1 minute to play	0-0
Games decided by 1-4 points	0-0
Games decided by 5-10 points	2-1
Games decided by 11+ points	1-0
In overtime	0-0

## TURNER STARTS STRONG

- Sophomore **A.J. Turner** has put up some solid numbers in the first four games this season.
- He is second on the team in scoring (9.3) and assists (15). Those assists come with just four turnovers and his 3.75 assist/turnover ratio is the best among the starting five.
- He has also been very efficient shooting the ball. He is shooting a team-best .619 (13-for-21) from the field and is .600 (6-for-10) from long range, also tops on the team.

## ROBINSON ALL OVER THE FLOOR

- Sophomore **Jerome Robinson** has posted numbers all along the stat sheet.
- In the first four games, he has averaged 19.0 points, 6.5 rebounds, 4.3 assists and 1.8 steals.
- He currently ranks second in the ACC in scoring and eighth in steals.
- The Raleigh, N.C., product recorded at least 14 points, six rebounds and four assists in the first three games.

## POP BREAKS OUT

- Freshman **Nik Popovic** played 13 minutes against Stony Brook and made them all count.
- He was 6-for-7 from the field for 13 points and recorded five rebounds. Each of those numbers are season highs.
- He also contributed on the defensive end with his first two blocks of the season.

## NICE START FOR GRAVES

- Freshman **Ty Graves** started his collegiate career with a bang by coming off the bench and scoring a team-high 15 points in the season-opener against Nicholls State.
- He was 5-for-8 from the field and 4-for-7 from beyond the arc.
- He also had three assists and a pair of rebounds in the loss.
- Graves' 15 points are the most scored by a BC freshman this season.

## FILLING THE PAINT

- Graduate students **Mo Jeffers** and **Connar Tava** were brought in to provide some bulk under the basket this year.
- BC's only returning big man from last year's roster was **Johncarlos Reyes**.
- So far, the duo is combining to average 15.3 rebounds and 13.6 points per game.
- They combined for 23 rebounds in the win over Maryland Eastern Shore as BC outrebounded the Hawks, 49-33. Jeffers had a career-high 13 of them.
- The two rank eighth in the ACC in combined rebounds when compared to other teammates in the conference.

## EAGLES REBOUND WITH WIN AGAINST MARYLAND EASTERN SHORE

- Sophomore **Jerome Robinson** led all scorers with 16 points while adding seven rebounds, four assists and three steals as Boston College beat Maryland Eastern Shore, 73-57.
- Graduate student **Mo Jeffers** grabbed a career-high 13 rebounds, including four on the offensive glass.
- Classmate **Connar Tava** had 10 rebounds and half of those were on the offensive end.
- Sophomore **A.J. Turner** scored 13 points while freshman **Ky Bowman** chipped in with 11 off the bench.
- Boston College outrebounded the Hawks, 49-33, in the game.
- The Eagles had 22 assists on 30 baskets and all 11 players that saw the floor had a field goal.
- Boston College led in the early going, 15-9, and then scored seven unanswered points in a minute to take a 22-9 lead 7:15 into the game.
- Maryland Eastern Shore scored the next six points to cut it to a seven-point lead.
- The Hawks cut the lead to five with 3:50 left in the half, but BC pushed the lead to 41-31 at the break.
- MDES cut the BC lead down to 49-42, but the Eagles rattled off nine unanswered points to build it back up to 58-42 with 8:08 remaining.
- Boston College led by double digits the rest of the way.

## ACC STANDINGS (11/24)

Team	---ACC---					---Overall---						
	W	L	Pct.	Hm	Rd	W	L	Pct.	Hm	Rd	Nu	Last 5
North Carolina	0	0	.000	0-0	0-0	7	0	1.000	2-0	2-0	3-0	W7
Notre Dame	0	0	.000	0-0	0-0	5	0	1.000	3-0	0-0	2-0	W5
Florida State	0	0	.000	0-0	0-0	4	0	1.000	4-0	0-0	0-0	W4
Syracuse	0	0	.000	0-0	0-0	4	0	1.000	4-0	0-0	0-0	W4
Virginia	0	0	.000	0-0	0-0	4	0	1.000	3-0	1-0	0-0	W4
Louisville	0	0	.000	0-0	0-0	4	0	1.000	3-0	0-0	1-0	W4
Miami	0	0	.000	0-0	0-0	3	0	1.000	2-0	1-0	0-0	W3
Virginia Tech	0	0	.000	0-0	0-0	3	0	1.000	3-0	0-0	0-0	W3
Duke	0	0	.000	0-0	0-0	5	1	.833	3-0	0-0	2-1	W3
Wake Forest	0	0	.000	0-0	0-0	5	1	.833	3-0	0-0	2-1	W2
NC State	0	0	.000	0-0	0-0	4	1	.800	2-0	0-0	2-1	W1
Pittsburgh	0	0	.000	0-0	0-0	4	1	.800	3-0	0-0	1-1	W2
Boston College	0	0	.000	0-0	0-0	3	1	.750	3-1	0-0	0-0	W3
Georgia Tech	0	0	.000	0-0	0-0	3	1	.750	3-1	0-0	0-0	W1
Clemson	0	0	.000	0-0	0-0	2	2	.500	1-0	0-0	1-2	L2



## ROBINSON, JEFFERS COMBINE FOR 41 IN WIN OVER STONEHILL

- Sophomore **Jerome Robinson** finished with a game-high 27 points on 10-for-22 shooting as Boston College won its exhibition against Stonehill, 81-74.
- He also added seven rebounds.
- Graduate student **Mo Jeffers** added 20 points and seven boards. He was 9-for-12 from the field.
- Sophomore **A.J. Turner** dished out a game-high seven assists.
- Boston College shot 54.1 percent from the field in the game and assisted on 21 of 33 baskets.
- The Eagles held a 56-22 advantage in points in the paint.
- Neither team had a lead larger than four points in the first half. Ryan Roach hit a 3-pointer for Stonehill to give it a 32-28 lead with 5:07 left in the half.
- From there, Boston College went on a 10-2 run over the next five minutes to take a 38-34 lead and led, 40-37, at the break.
- After Stonehill scored the first bucket of the second half, BC went on a 10-2 run to take a 50-41 lead at the 14:40 mark. Sophomore **Jordan Chatman** capped the run with a 3-pointer.
- The Skyhawks chipped away with a 22-13 scoring stretch to tie it up, 63-63, with 5:48 to go.
- The Eagles responded by scoring nine of the next 12 points to build a 72-66 lead and held on the rest of the way.

## ROBINSON, TURNER LEAD NEW-LOOK SQUAD

- Sophomores **Jerome Robinson** and **A.J. Turner** will lead the 2016-17 edition of the Eagles.
- Robinson is Boston College's top returner after averaging 11.7 points, 4.0 rebounds and 3.0 assists last season.
- Robinson ranked second on the team in scoring, rebounding, assists and steals (32)
- He led all ACC freshmen in field goal percentage (.429). He also ranked second in steals, eighth in scoring and ninth in rebounding among league freshmen.
- Turner averaged 5.8 points, 3.6 rebounds and 1.6 assists per game as a freshman last year.
- He was fourth on the team in scoring and rebounding and third on the team in steals (25) and blocks (10).

## THE FRESHMEN

- Boston College welcomes four freshmen to the team.
- Guard **Ky Bowman** earned all-state honors as a senior after averaging 23.4 points, 8.7 rebounds, 4.7 assists and 2.4 steals at Havelock in North Carolina. He was named the 2016 *Sun Journal* Boys Basketball Player of the Year. Bowman committed to play football at North Carolina as a wide receiver in 2014. After he decommitted, Alabama's Nick Saban offered him a scholarship.
- Guard **Ty Graves** led High Point Christian Academy to a 24-6 record and the NCISAA Class 3-A championship game as a senior, averaging 11.2 points and 2.2 assists per game. He played his junior season at Montverde Academy in Florida, which won the national championship that year.
- Forward **Nik Popovic** was an All-County First Team selection by the *Sun-Sentinel* after averaging 8.0 points, 7.0 rebounds and 3.0 blocks per game as a senior. He played for the U18 Serbian National Team at the 2015 European Championship and played in six of seven games for the U17 team that won the bronze

medal at the 2014 FIBA World Championships.

- Forward **Mike Sagay** was ranked as the fifth-best prospect in Connecticut and the 14th-best prospect in New England by *New England Recruiting Report*. He was an All-NEPSAC Second Team selection as a junior at Watkinson School.

## THE GRAD TRANSFERS

- The Eagles also brought in three transfers that are eligible to play immediately.
- Forward **Connar Tava** came over from Western Michigan and was a two-time All-MAC Honorable Mention player for the Broncos
- He was named to the Preseason All-MAC West Team prior to last season but missed the entire year with a broken foot.
- Tava led WMU in rebounding (6.2), field goal percentage (.521) and assists (3.3), and was second on the team in scoring (12.3) as a junior.
- Forward **Mo Jeffers** was a two-year starter who appeared in 76 games and made 44 starts at Delaware. Last season, he averaged 5.2 points and ranked third on the team with 4.8 rebounds per game. He also led the team with 32 blocks which ranked sixth in the CAA.
- Guard **Jordan Chatman** is considered a graduate transfer as well, but has three years of eligibility remaining.
- The transfer from BYU completed his associates degree while in high school and then served a two-year mission for The Church of Jesus Christ of Latter-day Saints in Taipei, Taiwan.
- He redshirted the 2014-15 season for the Cougars and then played in 36 of 37 games last season with freshmen eligibility.

## TIME TO RUN

- Head Coach **Jim Christian** noted several times during ACC Media Day on October 26 that this team is fast.
- During his press conference, he stated: "This is my 16th year as a head coach and this is probably the fastest team I've had."
- He went on to say: "Our speed on defense can create some problems that we haven't been able to do before."
- Sophomore **Jerome Robinson** also mentioned the new pace in his press conference, saying: "This year we're going to be fast-paced. It's going to be fun to watch."

## NUMBERS LOST

- Boston College is without eight of its players that contributed last season.
- The Eagles lost their leading scorer in Eli Carter (16.0) and its top rebounder in Dennis Clifford (7.3).
- In total, BC lost 64 percent of its scoring, 57 percent of its rebounding and 55 percent of its assists.
- The Eagles also lost 55 percent of their minutes played.

## BC GUARDS CAN SCORE

- Boston College is the only team in the ACC to have a guard rank in the top 10 in scoring in each of the last four seasons. Olivier Hanlan finished in the top five in each of his three seasons at The Heights.
- Hanlan finished fifth in scoring as a freshman in 2012-13 (15.4), third in 2013-14 (18.5) and then led the ACC in 2014-15 (19.5) as a junior.
- That trend continued last year as graduate student Eli Carter finished 10th in the league in scoring at 16.0.

## A HISTORY OF GREAT GUARDS

- Boston College has become a place where guards flourish.
- Since 1980, BC has had eight point guards drafted into the NBA which ranks fifth in the country, tied with Kansas and Kentucky.
- The chart on the side shows you how Boston College stacks up nationally in that category.
- Four of those eight drafted from BC have been first-rounders which ranks eighth nationally.
- The eight Eagles drafted include: John Bagley (12th overall, 1982), Michael Adams (third round, 1985), Dominic Pressley (fifth round, 1986), Dana Barros (16th overall, 1989), Howard Easley (second round, 1994), Troy Bell (16th overall, 2003), Reggie Jackson (24th overall, 2011) and Olivier Hanlan (second round, 2015).

## EAGLES IN THE NBA

- There are currently two former Eagles playing professionally in the NBA.
- Jared Dudley was the 22nd overall pick of the 2007 draft, taken by the Charlotte Bobcats. He played for the Phoenix Suns from 2008-13 before he was traded to the LA Clippers for the 2013-14 season. He played for Milwaukee and Washington before returning to Phoenix this season.
- Reggie Jackson was drafted 24th overall by the Oklahoma City Thunder in 2011 and was traded to the Detroit Pistons on February 19, 2015.
- He led the Pistons to the NBA playoffs last season, averaging 18.8 points and 6.2 assists.
- Other former Eagles playing professionally around the world include Troy Bell (Argentina), Eli Carter (Greece), Dennis Clifford (D-League), Olivier Hanlan (France), Patrick Heckmann (Germany), Sean Marshall (Turkey), Tyrese Rice (Spain), Danny Rubin (Israel) and Joe Trapani (Spain).

## POINT GUARDS DRAFTED SINCE 1980

Team	PGs Drafted
UCLA	13
Texas	10
Arizona	9
Duke	9
Kentucky	9
Boston College	8
Kansas	8

## EAGLES ON THE SIDELINES

- There are also nine former Eagles now on the sidelines serving on coaching staffs.
- Tim O'Shea is the head coach of Bryant, while Bill Curley is the head coach at nearby Emerson College.
- Biko Paris and Louis Hinnant are both assistant coaches at UMass Lowell under head coach Pat Duquette, who was an assistant coach for the Eagles.
- Dwayne Pina is an assistant coach at Brown while Mike Cotton is the associate head coach at Kennesaw State under former BC head coach Al Skinner.
- Duane Woodward serves as an assistant coach at Monmouth while Howard Easley is an assistant coach for the New York Knicks
- Eagle great Dana Barros was hired as the head coach at nearby Newbury College on April 18, 2016.



# THE LAST TIME...

Won in overtime  
 Lost in overtime  
 Played two overtimes  
 Beat a No. 1 team  
 Beat a top 10 team  
 Beat a team ranked 11-25  
 Won by 30+ points  
 Won by 40+ points  
 Won by 50+ points  
 Scored 100 points  
 Scored 90 points  
 Scored 50 or more points in one half  
 Scored fewer than 50 points  
 Both teams scored 100 points  
 Allowed 100 points  
 Allowed fewer than 50 points  
 Allowed fewer than 40 points  
 Shot 67% or better from the field  
 Shot 60% or better from the field  
 Shot under 35% from the field  
 Shot under 30% from the field  
 Shot 55% or better in both halves  
 Shot 50% or better in both halves  
 Held opponent under 30% from the field  
 Made 45 or more field goals  
 Made 10 or more 3-pointers  
 Made 14 or more 3-pointers  
 Did not make a 3-pointer (19.9 feet)  
 Did not make a 3-pointer (20.6 feet)  
 Attempted more than 50 free throws  
 Attempted 50 free throws  
 Made 30 free throws  
 Shot 90% from the foul line (10 attempts)  
 Shot 90% from the foul line (20 attempts)  
 Had 50 or more rebounds  
 Had 25 or fewer rebounds  
 Had 20 or more assists  
 Had 15 or more steals  
 Blocked 10 or more shots  
 Forced 30 or more turnovers  
 Had five players score in double figures  
 Had six or more players score in double figures  
 Overcame a double-digit halftime deficit

## THE LAST TIME A BOSTON COLLEGE PLAYER...

Scored 49 points  
 Scored 40 or more points  
 Scored 30 or more points  
 Two players had 20 points  
 Three players had 20 points  
 Made 20 field goals  
 Made six or more 3-pointers  
 Made seven or more 3-pointers  
 Made nine or more 3-pointers  
 Attempted 20 free throws  
 Made 10 or more free throws  
 Made 15 or more free throws  
 Made 18 or more free throws  
 Was perfect with 15 or more free throws  
 Had 31 rebounds  
 Had 20 rebounds  
 Had 15 or more rebounds  
 Two players had 10 rebounds  
 Two players had a double-double  
 Shot 100% from the field (min. 10)  
 Had 10 or more asissts  
 Had 15 or more assists  
 Had eight steals  
 Had 10 or more blocks  
 Had 13 blocks  
 Had a double-double  
 Had a triple-double

72-67 vs. New Hampshire - December 30, 2015  
 89-86 vs. Miami - February 16, 2015  
 Miami 89, BC 86 - February 16, 2015  
 BC 62, Syracuse 59 (ot) - February 19, 2014  
 BC 80, Duke 74 - February 15, 2009  
 BC 64, No. 15 Florida State 60 - February 8, 2012  
 BC 91, Maine 60 - December 13, 2015  
 BC 87, Long Island 46 - November 30, 2004  
 BC 132, Bentley 79 - December 11, 1982  
 112 vs. Wake Forest - January 12, 2008  
 92 vs. Toledo - November 14, 2013  
 53 (second half) vs. Harvard - November 22, 2015  
 48 at Wake Forest - February 21, 2016  
 BC 107, Rhode Island 105 - January 12, 1965  
 106 vs. North Carolina - February 1, 2011  
 45 vs. Santa Clara - November 29, 2015  
 32 vs. NJIT - January 5, 2010  
 68.8% vs. Hartford - January 31, 2007  
 66.1% vs. Wake Forest - January 12, 2008  
 31.0% at Wake Forest - February 21, 2016  
 26.5% at Virginia - February 3, 2016  
 55.0% (first), 60.9% (second) vs. Harvard - December 4, 2012  
 50.0% (first), 50.0% (second) vs. Central Connecticut - November 19, 2015  
 27.9% vs. St. Francis Brooklyn - November 14, 2015  
 45 vs. New Hampshire - December 2, 1991  
 10 vs. Georgia Tech - February 27, 2016  
 14 vs. Virginia Tech - January 29, 2014  
 vs. Syracuse - March 11, 2004  
 vs. Shawnee State - November 20, 2005  
 56 vs. Hartford - December 23, 1995  
 50 at Wake Forest - February 8, 2006  
 32 at Wake Forest - March 1, 2014  
 90% (27-for-30) vs. Towson - November 22, 2016  
 90% (27-for-30) vs. Towson - November 22, 2016  
 50 vs. Maine - December 23, 2008  
 23 vs. Georgia Tech - February 27, 2016  
 21 vs. Bryant - December 18, 2011  
 15 vs. Rutgers - February 22, 2004  
 10 vs. Maine - December 13, 2015  
 30 vs. Virginia Tech - January 31, 2001  
 5 at NC State - March 2, 2016  
 6 vs. Wake Forest - January 12, 2008  
 Maryland 40, BC 29 at half - January 27, 2009

John Austin (49) vs. Georgetown - February 21, 1964  
 Olivier Hanlan (41) vs. Georgia Tech - March 14, 2013  
 Eli Carter (31) at Pittsburgh - January 16, 2016  
 Olivier Hanlan (39) and Aaron Brown (20) at Pittsburgh - February 24, 2015  
 Tyrese Rice (26), Jared Dudley (23) and Sean Marshall (22) vs. Florida State - January 23, 2007  
 Jim Hooley (21) vs. Brandeis - February 14, 1962  
 Olivier Hanlan (6) at Notre Dame - February 4, 2015  
 Olivier Hanlan (8) vs. Georgia Tech - March 14, 2013  
 Dana Barros (9) at Pittsburgh - January 7, 1989  
 Jared Dudley (21) vs. UW-Milwaukee - March 19, 2005  
 Olivier Hanlan (14) at Pittsburgh - February 24, 2015  
 Olivier Hanlan (15) vs. Maryland - December 12, 2013  
 Jared Dudley (18) vs. UW-Milwaukee - March 19, 2005  
 Troy Bell (17-for-17) vs. Iowa State - December 11, 2001  
 Terry Driscoll (31) vs. Fordham - February 8, 1969  
 Danya Abrams (20) vs. Providence - January 22, 1994  
 Ryan Anderson (19) vs. New Hampshire - December 16, 2012  
 Mo Jeffers (13) and Connar Tava (10) vs. Maryland Eastern Shore - November 15, 2016  
 Marshall (30-10) and Williams (19-10) vs. Duquesne - December 28, 2006  
 Corey Raji (12-for-12) vs. Maine - December 23, 2008  
 Eli Carter (10) vs. Delaware - December 19, 2015  
 Jim O'Brien (18) vs. Le Moyne - December 16, 1970  
 Troy Bell (8) vs. Syracuse - February 7, 2001  
 Tyrelle Blair (11) at Maryland - December 9, 2008  
 Sean Williams (13) vs. Duquesne - December 28, 2006  
 Dennis Clifford (14 points, 11 rebounds) vs. Clemson - March 5, 2016  
 Sean Williams (19 points, 13 blocks, 10 rebounds) vs. Duquesne - December, 2006

# 2016-17 BOSTON COLLEGE ROSTER

## 2016-17 ROSTER BREAKDOWN

### BY POSITION

#### **Guards (6)**

Ky Bowman  
Jerome Robinson  
Ty Graves  
Gordon Gehan  
Matt DiLuccio  
Jordan Chatman

#### **Forwards (10)**

Connar Tava  
Garland Owens  
Ervin Meznies  
A.J. Turner  
John Carlos Reyes  
Aser Ghebremichael  
Mo Jeffers  
Gordon Gehan  
Nik Popovic  
Mike Sagay

#### **Centers (1)**

John Carlos Reyes

### BY CLASS

#### **Graduate Students (2)**

Connar Tava  
Mo Jeffers

#### **Seniors (1)**

Garland Owens

#### **Juniors (0)**

#### **Sophomores (6)**

Jerome Robinson  
Ervin Meznies  
A.J. Turner  
Aser Ghebremichael  
Gordon Gehan  
Jordan Chatman

#### **Redshirt Freshmen (1)**

John Carlos Reyes

#### **Freshmen (5)**

Ky Bowman  
Ty Graves  
Nik Popovic  
Matt DiLuccio  
Mike Sagay

No.	Name	Cl.	Pos.	Ht.	Wt.	Hometown/High School/Previous School
0	Ky Bowman	FR	G	6-1	182	Havelock, N.C./Havelock
1	Jerome Robinson	SO	G	6-5	190	Raleigh, N.C./Needham Broughton
2	Connar Tava	GR	F	6-6	250	Macomb, Mich./Warren De La Salle/Western Michigan
3	Ty Graves	FR	G	6-0	165	Greensboro, N.C./High Point Christian Academy
5	Garland Owens	SR	F	6-5	222	Gaithersburg, Md./Magruder
10	Ervin Meznies	SO	F	6-7	230	Riga, Latvia/Rigas Teikas
11	A.J. Turner	SO	F	6-7	188	Mt. Clemens, Mich./New Hampton School (NH)
12	John Carlos Reyes	R-FR	F/C	6-10	214	Lawrenceville, Ga./Sound Doctrine Christian Academy
14	Aser Ghebremichael	SO	F	6-8	195	Somerville, Mass./Brooks School
15	Mo Jeffers	GR	F	6-9	240	Washington, D.C./Calvin Coolidge/Delaware
20	Gordon Gehan	SO	G/F	6-5	220	Dallas, Texas/Episcopal School of Dallas
21	Nik Popovic	FR	F	6-11	243	Banja Luka, Bosnia and Herzegovina/The Sagemont School (FL)
22	Matt DiLuccio	FR	G	5-11	180	Rockville Centre, N.Y./South Side
23	Mike Sagay	FR	F	6-7	200	Bloomfield, Conn./St. Thomas More School
25	Jordan Chatman	SO	G	6-5	198	Vancouver, Wash./Union/BYU

### **THE CLEMENT AND ELIZABETH IZZI FAMILY HEAD MEN'S BASKETBALL COACH**

Jim Christian (Rhode Island '88)

### **ASSISTANT COACHES**

Scott Spinelli (Boston University '89)  
Bill Wuczynski (UNLV '96)  
Stan Heath (Eastern Michigan '87)

### **DIRECTOR OF BASKETBALL OPERATIONS**

Dan McDermott (Boston College '04)

### **VIDEO COORDINATOR**

Chip Cunningham (TCU '11)

### **ATHLETIC TRAINER**

Nick Gallotto (Endicott '07)

### **STRENGTH COACH**

Jordan Stanley (West Virginia '07)

### **GRADUATE MANAGERS**

Dan Viscariello (Salem State '13)  
Larry Farmer (Denison '11)



# BOSTON COLLEGE HEAD COACH JIM CHRISTIAN



## THE JIM CHRISTIAN FILE

**Education:** University of Rhode Island (B.S., Consumer Affairs, 1988)

### Coaching Experience:

Boston College (Head coach, 2014-present)

Ohio University (Head coach, 2012-14)

Texas Christian University (Head coach, 2008-12)

Kent State University (Head coach, 2002-08)

Kent State University (Assistant coach, 2001-02)

University of Pittsburgh (Assistant coach, 1996-99)

Miami (OH) University (Assistant coach, 1995-96)

Western Kentucky University (Assistant coach, 1994-95)

St. Francis (Pa.) University (Assistant coach, 1992-94)

Western Kentucky University (Assistant coach, 1990-92)

## COACHING RECORD

Year	School	Record	Pct.
2002-03	Kent State	22-9	.710
2003-04	Kent State	22-9	.710
2004-05	Kent State	20-13	.606
2005-06	Kent State	25-9	.735
2006-07	Kent State	21-11	.656
2007-08	Kent State	28-7	.800
2008-09	TCU	14-17	.452
2009-10	TCU	13-19	.406
2010-11	TCU	11-22	.333
2011-12	TCU	18-15	.545
2012-13	Ohio	24-10	.706
2013-14	Ohio	25-12	.676
2014-15	Boston College	13-19	.406
2015-16	Boston College	7-25	.280
2016-17	Boston College	3-1	.750
<b>Totals</b>	<b>15th year</b>	<b>266-198</b>	<b>.573</b>

Jim Christian, who was hired as the 12th head basketball coach at Boston College on April 3, 2014, enters his third season on The Heights.

Christian was a two-time Mid-American Conference Coach of the Year and led teams to eight postseason appearances in his 12 seasons as a head coach at Ohio, TCU and Kent State. He has coached four All-Americans, three MAC Players of the Year and 31 all-conference honorees.

In his first season at Boston College, Christian guided guard Olivier Hanlan to First Team All-ACC and honorable mention All-America honors. Hanlan was the leading scorer in the ACC (19.5) which ranked 22nd in the country. He also led all major conference players in scoring average during league play (21.9). In addition, Hanlan led the ACC in 3-point percentage (.436) and ranked third in 3-pointers made (2.83), fifth in free throw percentage (.810), sixth in field goal percentage (.483) and 10th in assists (4.00) during conference action.

Hanlan was drafted by the Utah Jazz in the second round (42nd overall) of the 2015 NBA Draft.

Prior to moving to Chestnut Hill, Christian spent the previous two seasons as head coach at Ohio, leading the Bobcats to a 49-22 record in that time. In his first season at the helm, Ohio went 24-10 and earned a bid to the NIT. The Bobcats won their first regular season MAC title since 1994 and they tied a program record with 14 league wins and seven road victories. He was named the NABC District 14 Coach of the Year.

Ohio led the nation in assists per game (17.5) in 2012-13 and ranked seventh in the country in turnover margin (+4.7). Under his guidance, guard D.J. Cooper ranked seventh in the nation in assists and was the first MAC Player of the Year from Ohio since 1995.

In 2013-14, the Bobcats went 25-12 and advanced to the quarterfinals of the College Insider Tournament. It was just the third time in school history that an Ohio team reached 25 wins.

Christian, who also spent six seasons at Kent State from 2002-08, is the all-time leader in winning percentage (.700) in Mid-American Conference history and reached 20 wins in all eight of his seasons in the conference.

Prior to his time at Ohio, Christian was the head coach at TCU from 2008-12. While in Fort Worth, he had a record of 56-73 (.434) and led the Horned Frogs to their first postseason appearance since 2005 when they played in the 2012 College Basketball Invitational. He coached six All-Mountain West players while in Fort Worth.

One of those players was guard Hank Thorns, Jr., who earned first team honors after ranking in the top 12 in the country in both assists and assist/turnover ratio, the only player in the nation to accomplish that feat in 2010-11.

Christian began his head coaching career at Kent State where he compiled a record of 138-58 (.704). He led the Golden Flashes to five postseason appearances in his six seasons at the helm. He earned MAC Coach of the Year accolades in 2006 and 2008, both times leading Kent State to the conference title and an appearance in the NCAA Tournament. The Golden Flashes earned NIT berths in each of his first three seasons.

Kent State won 20 games every year that Christian was the head coach and he guided it to its first-ever top 25 ranking in both the Associated Press and ESPN/USA Today polls.

The 2007-08 season was one of the best in Kent State history. The Golden Flashes finished 28-7 with a school-record 25 regular-season wins and won the Mid-American Conference regular-season and tournament championships. Christian guided Kent State to a No. 9 seed in the NCAA Tournament which was the best seed in program history.

While in Kent, Christian mentored two honorable-mention All-Americans (Antonio Gates, DeAndre Haynes), two MAC Players of the Year (DeAndre Haynes, Al Fisher), three MAC Defensive Players of the Year (Demetric Shaw, John Edwards, Haminn Quaintance), one MAC Sixth Man of the Year (Kevin Warzynski) and a total of 19 All-MAC selections, including six first teamers.

Christian served as an assistant coach for the Golden Flashes in 2001-02 when they advanced to the Elite Eight. Prior to his time in Kent, Christian was a college basketball talent evaluator at Octagon Sports Marketing and Management.

Christian served as an assistant coach at Pittsburgh from 1996-99 under Ralph Willard. He guided the development of Vonteego Cummings, a two-time All-Big East player who went on to play for the Philadelphia 76ers and Golden State Warriors.

Christian served as an assistant coach under former Miami (Ohio) and current Arizona State head coach Herb Sendek during the 1995-96 campaign. The RedHawks recorded a 21-8 overall record, including a 12-6 mark in conference action, and earned a berth in the NIT.

Christian worked at Western Kentucky for the 1994-95 season as the Hilltoppers went 27-4, including a 17-1 record in the Sun Belt Conference. That season, Western Kentucky recorded the fourth-most wins in program history and earned a berth in the NCAA Tournament after winning the conference tournament.

Christian's first full-time assistant coaching position came at St. Francis (Pa.). In his two seasons with the Red Flashes, Christian guided the development of two-time All-Northeast Conference performer Deon George and Jason Roberts.

A native of Bethpage, N.Y., Christian was an all-state guard at St. Dominic High School while playing under Ralph Willard. Christian was recruited by current Louisville head coach Rick Pitino to Boston University where he played two seasons before transferring to Rhode Island.


Christian played his final two campaigns under Tom Penders at the University of Rhode Island where he helped the Rams reach the Sweet Sixteen in the 1988 NCAA Tournament.

The standout guard led the Rams to victories over Missouri and Syracuse before losing a 73-72 game to Duke for the right to advance to the Elite Eight. After graduation, Christian spent one season playing professionally in Australia for the Sydney City Comets.

Christian earned his bachelor's degree in consumer affairs from the University of Rhode Island in 1988. He and his wife, Patty, have three children, MacKenzie, Zach and Jay.



# #0 KY BOWMAN · FR · GUARD · 6-1 · 182 · HAVELOCK, N.C. · HAVELOCK



2016-17: Posted 14 points and four rebounds vs. Towson (11/22) ... scored 11 points off the bench vs. Md. Eastern Shore (11/15).

**NOTES:** Earned all-state honors as a senior after averaging 23.4 points, 8.7 rebounds, 4.7 assists and 2.4 steals ... named the 2016 Sun Journal Boys Basketball Player of the Year ... scored 1,813 points in four seasons, averaging 24.1 in the last three years ... led Havelock to the fourth round of the NCHSAA 3A playoffs after posting a perfect record in conference play and winning the Coastal 3A regular season and conference titles ... scored 21 points and was named North Carolina's Most Valuable Player at the Carolina's All-Star Basketball Classic ... recorded 43 points and 10 rebounds in the final game of his high school career ... originally committed to North Carolina to play football as a wide receiver in 2014.

## GAME-BY-GAME

Opponent	Start	FG-FGA	3PT-ATT	FT-FTA	O-D-Total Rebs.	PF	TP	A	TO	BLK	STL	MINS
Nicholls State	*	2-5	0-1	0-0	1-1-2	3	4	0	2	0	1	10
Maryland Eastern Shore		5-9	1-4	0-0	0-1-1	2	11	4	4	0	1	24
Stony Brook		0-0	0-0	0-0	0-1-1	3	0	1	0	0	0	9
Towson	*	2-6	1-3	9-11	1-3-4	4	14	3	1	0	1	18
vs. Kansas State												
vs. Richmond/Maryland												
Dartmouth												
Harvard												
Hartford												
vs. Auburn												
Sacred Heart												
vs. Fairfield												
Providence												
Syracuse												
at Wake Forest												
at Duke												
NC State												
at Syracuse												
Virginia												
North Carolina												
at Miami												
at Virginia Tech												
Wake Forest												
Louisville												
Pittsburgh												
at Georgia Tech												
Notre Dame												
at Florida State												
Virginia Tech												
at Notre Dame												
at Clemson												


## CAREER STATS

Overall	YR	GP-ST	MIN	FGM-FGA	PCT	3FG-FGA	PCT	FTM-FTA	PCT	REB-AVG	PF-D	PTS	AVG	A	TO	B	S
16-17	FR	4-2	15.3	9-20	.450	2-8	.250	9-11	.818	8-2.0	12-0	29	7.3	8	7	0	3
CAREER		4-2	15.3	9-20	.450	2-8	.250	9-11	.818	8-2.0	12-0	29	7.3	8	7	0	3

## CAREER HIGHS

Points	14 vs. Towson (11/22/16)
Rebounds	4 vs. Towson (11/22/16)
Assists	4 vs. Maryland Eastern Shore (11/15/16)
Blocks	
Steals	1 (3x) last vs. Towson (11/22/16)
Field Goals Made	5 vs. Maryland Eastern Shore (11/15/16)
3-Pointers Made	1 (2x) last vs. Towson (11/22/16)
Free Throws Made	9 vs. Towson (11/22/16)
Free Throw Attempts	11 vs. Towson (11/22/16)
Minutes	24 vs. Maryland Eastern Shore (11/15/16)

# #1 JEROME ROBINSON · SO · GUARD · 6-5 · 190 · RALEIGH, N.C. · NEEDHAM BROUGHTON



**2016-17:** Set new career high with 24 points vs. Towson (11/22) ... had career highs in points (22) and rebounds (8) vs. Stony Brook ... posted 16 points, seven boards and four assists vs. Md. Eastern Shore (11/15) ... had 14 points, six rebounds and four assists vs. Nicholls State (11/11).

**2015-16:** Second on the team in scoring, rebounding, assists and steals ... led all ACC freshmen in field goal percentage ... also ranked second in steals, eighth in scoring and ninth in rebounding among league freshmen.

**NOTES:** Named Cap-8 Conference Player of the Year as a senior after averaging 19 points and five assists ... led Needham Broughton to a 23-3 record ... ranked as the sixth-best player in North Carolina by Phenom Hoop Report ... McDonald's All-America nominee ... named the HighSchoolOT Holiday Invitational MVP after leading the Capitals to the championship ... led Broughton to a 20-7 record as a junior ... played in the North Carolina-South Carolina all-star game ... played with Garner Road Elite in the adidas Gauntlet in the summer of 2014.

## GAME-BY-GAME

Opponent	Start	FG-FGA	3PT-ATT	FT-FTA	O-D-Total Rebs.	PF	TP	A	TO	BLK	STL	MINS
Nicholls State	*	4-12	1-4	5-8	0-6-6	4	14	4	2	0	1	33
Maryland Eastern Shore	*	6-16	2-6	2-4	1-6-7	0	16	4	1	1	3	32
Stony Brook	*	8-17	0-3	6-9	0-8-8	1	22	5	2	1	2	34
Towson	*	8-16	1-5	7-8	1-4-5	2	24	4	1	1	1	36
vs. Kansas State												
vs. Richmond/Maryland												
Dartmouth												
Harvard												
Hartford												
vs. Auburn												
Sacred Heart												
vs. Fairfield												
Providence												
Syracuse												
at Wake Forest												
at Duke												
NC State												
at Syracuse												
Virginia												
North Carolina												
at Miami												
at Virginia Tech												
Wake Forest												
Louisville												
Pittsburgh												
at Georgia Tech												
Notre Dame												
at Florida State												
Virginia Tech												
at Notre Dame												
at Clemson												

## CAREER STATS

Overall	YR	GP-ST	MIN	FGM-FGA	PCT	3FG-FGA	PCT	FTM-FTA	PCT	REB-AVG	PF-D	PTS	AVG	A	TO	B	S
15-16	FR	23-23	33.4	100-233	.429	24-63	.381	45-70	.643	93-4.0	49-0	269	11.7	70	61	7	32
16-17	SO	4-4	33.8	26-61	.426	4-18	.222	20-29	.690	26-6.5	7-0	76	19.0	17	6	3	7
CAREER		27-27	33.4	126-294	.429	28-81	.346	65-99	.657	119-4.4	56-0	345	12.8	87	67	10	39

## CAREER HIGHS

Points	24 vs. Towson (11/22/16)
Rebounds	8 vs. Stony Brook (11/20/16)
Assists	6 vs. Penn State (12/2/15)
Blocks	2 vs. Maine (12/13/15)
Steals	4 vs. Duke (1/2/16)
Field Goals Made	9 vs. Miami (1/20/16)
3-Pointers Made	4 vs. Maine (12/13/15)
Free Throws Made	7 (2x) last vs. Towson (11/22/16)
Free Throw Attempts	10 vs. UMass Lowell (12/6/15)
Minutes	39 at Pittsburgh (1/16/16)

# #2 CONNAR TAVA · GR · FORWARD · 6-6 · 250 · MACOMB, MICH. · WARREN DE LA SALLE



2016-17: Had 13 points and eight rebounds vs. Towson (11/22).

**AT WESTERN MICHIGAN:** Missed all of last season recovering from a broken foot ... a two-time All-MAC Honorable Mention player as a sophomore and junior ... named to the Preseason All-MAC West Team prior to last season ... led the Broncos in rebounding (6.2), field goal percentage (.521) and assists (3.3), and was second on the team in scoring (12.3) as a junior ... ranked 17th in the MAC in scoring, 11th in rebounding, sixth in field goal percentage and ninth in assists that season ... averaged 11.8 points, 5.7 rebounds and 2.9 assists as a sophomore when WMU won the MAC tournament title and advanced to the NCAA Tournament.

**NOTES:** Three-year starter at Warren De La Salle ... averaged 22 points, 11 rebounds, and five assists per game as a senior ... named to the Detroit Free-Press Dream Team and was a Class A All-State First Team selection as a senior ... also earned Detroit News All-East First Team, Macomb County Player of the Year and Macomb County First Team honors ... was a Michigan Mr. Basketball candidate ... helped Warren De La Salle to three Catholic League titles ... recorded 43 points and 22 rebounds in the 2012 Catholic League championship game.

## GAME-BY-GAME

Opponent	Start	FG-FGA	3PT-ATT	FT-FTA	O-D-Total Rebs.	PF	TP	A	TO	BLK	STL	MINS
Nicholls State	*	2-3	0-0	0-0	1-1-2	4	4	0	5	0	1	13
Maryland Eastern Shore	*	2-4	0-0	1-3	5-5-10	1	5	2	4	0	1	27
Stony Brook	*	1-2	0-0	5-8	1-7-8	2	7	1	2	0	1	26
Towson	*	4-6	0-0	5-5	2-6-8	1	13	3	1	0	2	32
vs. Kansas State												
vs. Richmond/Maryland												
Dartmouth												
Harvard												
Hartford												
vs. Auburn												
Sacred Heart												
vs. Fairfield												
Providence												
Syracuse												
at Wake Forest												
at Duke												
NC State												
at Syracuse												
Virginia												
North Carolina												
at Miami												
at Virginia Tech												
Wake Forest												
Louisville												
Pittsburgh												
at Georgia Tech												
Notre Dame												
at Florida State												
Virginia Tech												
at Notre Dame												
at Clemson												

## CAREER STATS

Overall	YR	GP-ST	MIN	FGM-FGA	PCT	3FG-FGA	PCT	FTM-FTA	PCT	REB-AVG	PF-D	PTS	AVG	A	TO	B	S
12-13	FR	35-1	17.0	56-117	.479	1-4	.250	43-74	.581	119-3.4	90-4	156	4.5	38	47	6	26
13-14	SO	33-33	29.6	138-236	.585	1-10	.100	113-173	.653	187-5.7	88-2	390	11.8	96	108	17	39
14-15	JR	34-34	30.1	150-288	.521	1-10	.100	118-174	.678	210-6.2	87-4	419	12.3	113	97	11	36
15-16	SR	0-0	-	-	-	-	-	-	-	-	-	-	-	-	-	-	-
16-17	GR	4-4	24.5	9-15	.600	0-0	.000	11-16	.688	28-7.0	8-0	29	7.3	6	12	0	5
<b>CAREER</b>		<b>106-72</b>	<b>22.4</b>	<b>353-656</b>	<b>.538</b>	<b>3-24</b>	<b>.125</b>	<b>285-437</b>	<b>.652</b>	<b>544-5.1</b>	<b>273-10</b>	<b>994</b>	<b>9.4</b>	<b>253</b>	<b>264</b>	<b>34</b>	<b>106</b>

## CAREER HIGHS

Points	25 vs. Toledo (1/8/14)
Rebounds	13 vs. Cornell (11/29/13)
Assists	8 (2x)
Blocks	3 at Northwestern (12/7/13)
Steals	5 (2x)
Field Goals Made	9 (2x)
3-Pointers Made	1 (3x)
Free Throws Made	10 vs. North Dakota State (11/20/13)
Free Throw Attempts	14 vs. North Dakota State (11/20/13)
Minutes	32 vs. Towson (11/22/16) - BC high only

# #3 TY GRAVES · FR · GUARD · 6-0 · 165 · GREENSBORO, N.C. · HIGH POINT CHRISTIAN ACADEMY



**2016-17:** Came off the bench and scored a team-high 15 points vs. Nicholls State (11/11) ... went 5-for-8 from the field and 4-for-7 from long range.

**NOTES:** Led High Point Christian Academy to a 24-6 record and the NCISAA Class 3-A championship game as a senior ... averaged 11.2 points and 2.2 assists per game ... shot .419 from the field and .376 from beyond the arc ... HPCA was ranked as high as No. 12 in the country in USA Today's Super 25 poll ... played his junior season at Montverde Academy in Florida, which won the national championship that year ... led Page High School to the NCHSAA Class 4-A semifinals as a sophomore ... played AAU with the Karolina Diamonds.

## GAME-BY-GAME

Opponent	Start	FG-FGA	3PT-ATT	FT-FTA	O-D-Total Rebs.	PF	TP	A	TO	BLK	STL	MINS
Nicholls State		5-8	4-7	1-2	0-2-2	1	15	3	2	0	0	31
Maryland Eastern Shore	*	1-5	1-5	0-0	0-0-0	0	3	2	1	0	0	18
Stony Brook	*	1-2	0-0	0-0	0-1-1	1	2	2	3	0	0	20
Towson		2-4	2-4	0-0	0-1-1	2	6	2	1	0	0	13
vs. Kansas State												
vs. Richmond/Maryland												
Dartmouth												
Harvard												
Hartford												
vs. Auburn												
Sacred Heart												
vs. Fairfield												
Providence												
Syracuse												
at Wake Forest												
at Duke												
NC State												
at Syracuse												
Virginia												
North Carolina												
at Miami												
at Virginia Tech												
Wake Forest												
Louisville												
Pittsburgh												
at Georgia Tech												
Notre Dame												
at Florida State												
Virginia Tech												
at Notre Dame												
at Clemson												

## CAREER STATS


Overall	YR	GP-ST	MIN	FGM-FGA	PCT	3FG-FGA	PCT	FTM-FTA	PCT	REB-AVG	PF-D	PTS	AVG	A	TO	B	S
16-17	FR	4-2	20.5	9-19	.474	7-16	.438	1-2	.500	4-1.0	4-0	26	6.5	9	7	0	0
CAREER		4-2	20.5	9-19	.474	7-16	.438	1-2	.500	4-1.0	4-0	26	6.5	9	7	0	0

## CAREER HIGHS

Points	15 vs. Nicholls State (11/11/16)
Rebounds	2 vs. Nicholls State (11/11/16)
Assists	3 vs. Nicholls State (11/11/16)
Blocks	
Steals	
Field Goals Made	5 vs. Nicholls State (11/11/16)
3-Pointers Made	4 vs. Nicholls State (11/11/16)
Free Throws Made	1 vs. Nicholls State (11/11/16)
Free Throw Attempts	2 vs. Nicholls State (11/11/16)
Minutes	31 vs. Nicholls State (11/11/16)



# #5 GARLAND OWENS · SR · FORWARD · 6-5 · 222 · GAITHERSBURG, MD. · MAGRUDER



**2015-16:** One of two players to appear in all 32 games ... had 11 points and six boards at NC State (3/2) ... posted nine points and a career-high 11 rebounds vs. Virginia Tech (2/23) ... had 13 points and five boards at Wake Forest (2/21) ... notched nine points and three rebounds vs. North Carolina (2/9) ... tallied 14 points, six rebounds and three assists at North Carolina (1/30) ... recorded nine points and four rebounds against Wake Forest (3/7) ... had seven points and five rebounds in first start of the season at Florida State (2/18) ... scored a season-high nine points (all in first half) vs. Pittsburgh (1/6) ... scored eight points vs. Dayton (11/23) ... had seven points and four rebounds against New Mexico (11/20) ... had two points and two rebounds in the season-opener vs. UNH (11/14).

**NOTES:** Spent a postgrad year at Massanutten Military Academy in Virginia after graduating from Magruder ... named the Montgomery County Sentinel Player of the Year as a senior ... also earned All-Sentinel first-team and all-league first-team honors from the Washington Post ... an honorable mention all-metropolitan selection by the Washington Post ... played in the 39th annual Capital Classic all-star game ... led Magruder to the 4A state title as a senior ... all-time leading rebounder for the Colonels ... also played football for Magruder ... played AAU with Mid Atlantic Select (MAS) under Coach James Lee.

## GAME-BY-GAME

Opponent	Start	FG-FGA	3PT-ATT	FT-FTA	O-D-Total Rebs.	PF	TP	A	TO	BLK	STL	MINS
Nicholls State		1-2	0-0	2-2	0-1-1	5	4	2	1	2	0	23
Maryland Eastern Shore		1-2	0-1	0-0	1-2-3	3	2	3	0	1	0	12
Stony Brook		0-1	0-0	1-4	0-1-1	0	1	0	0	1	0	18
Towson		0-1	0-1	2-2	1-2-3	2	2	1	1	0	0	10
vs. Kansas State												
vs. Richmond/Maryland												
Dartmouth												
Harvard												
Hartford												
vs. Auburn												
Sacred Heart												
vs. Fairfield												
Providence												
Syracuse												
at Wake Forest												
at Duke												
NC State												
at Syracuse												
Virginia												
North Carolina												
at Miami												
at Virginia Tech												
Wake Forest												
Louisville												
Pittsburgh												
at Georgia Tech												
Notre Dame												
at Florida State												
Virginia Tech												
at Notre Dame												
at Clemson												

## CAREER STATS

Overall	YR	GP-ST	MIN	FGM-FGA	PCT	3FG-FGA	PCT	FTM-FTA	PCT	REB-AVG	PF-D	PTS	AVG	A	TO	B	S
13-14	FR	30-4	15.3	42-82	.512	14-36	.389	12-23	.522	53-1.8	62-2	110	3.7	13	12	4	7
14-15	SO	32-2	16.5	47-92	.511	3-13	.231	13-21	.619	63-2.0	53-0	110	3.4	17	25	5	6
15-16	JR	32-23	21.9	58-131	.443	7-26	.269	30-46	.652	107-3.3	91-4	153	4.8	41	40	9	15
16-17	SR	4-0	15.8	2-6	.333	0-2	.000	5-8	.625	8-2.0	10-1	9	2.3	6	2	4	0
<b>CAREER</b>		<b>98-29</b>	<b>20.5</b>	<b>149-311</b>	<b>.479</b>	<b>24-77</b>	<b>.312</b>	<b>60-98</b>	<b>.612</b>	<b>231-2.4</b>	<b>116-6</b>	<b>382</b>	<b>3.9</b>	<b>77</b>	<b>79</b>	<b>22</b>	<b>28</b>

## CAREER HIGHS

Points	16 vs. Maryland (12/12/13)
Rebounds	11 vs. Virginia Tech (2/23/16)
Assists	4 (2x) last vs. Fordham (12/22/15)
Blocks	2 (5x) last vs. Nicholls State (11/11/16)
Steals	3 vs. Virginia Tech (2/23/16)
Field Goals Made	6 vs. Maryland (12/12/13)
3-Pointers Made	4 vs. Maryland (12/12/13)
Free Throws Made	6 at Virginia (2/3/16)
Free Throw Attempts	8 at Virginia (2/3/16)
Minutes	36 vs. Virginia Tech (2/23/16)

# #10 ERVINS MEZNIKS · SO · FORWARD · 6-7 · 230 · RIGA, LATVIA · RIGAS TEIKAS



**2015-16:** One of two players to appear in all 32 games ... had nine points vs. North Carolina (2/9) ... scored 10 points vs. UNH (12/30) and Delaware (12/19) ... had eight points vs. UC Irvine (11/27) .. scored 12 points off the bench vs. Harvard (11/22), going 3-for-5 from beyond the arc.

**NOTES:** Played for the Latvia U20 National Team that finished fifth at the 2015 European Championship ... averaged 8.3 points and 3.7 rebounds in 10 games, and had seven games of double figure scoring ... played for Latvia at the 2013 and 2014 U18 European Championship ... averaged 11.7 points and 5.7 rebounds in nine games in 2014 ... team placed fourth in the 2013 tournament ... also played for the U16 team in 2012, averaging 14.5 points and 4.3 rebounds.

## GAME-BY-GAME

Opponent	Start	FG-FGA	3PT-ATT	FT-FTA	O-D-Total Rebs.	PF	TP	A	TO	BLK	STL	MINS
Nicholls State		0-0	0-0	0-0	0-0-0	1	0	0	0	0	0	2
Maryland Eastern Shore												
Stony Brook												
Towson												
vs. Kansas State												
vs. Richmond/Maryland												
Dartmouth												
Harvard												
Hartford												
vs. Auburn												
Sacred Heart												
vs. Fairfield												
Providence												
Syracuse												
at Wake Forest												
at Duke												
NC State												
at Syracuse												
Virginia												
North Carolina												
at Miami												
at Virginia Tech												
Wake Forest												
Louisville												
Pittsburgh												
at Georgia Tech												
Notre Dame												
at Florida State												
Virginia Tech												
at Notre Dame												
at Clemson												

## CAREER STATS

Overall	YR	GP-ST	MIN	FGM-FGA	PCT	3FG-FGA	PCT	FTM-FTA	PCT	REB-AVG	PF-D	PTS	AVG	A	TO	B	S
15-16	FR	32-10	19.0	38-114	.333	25-82	.305	12-22	.545	64-2.0	61-2	113	3.5	31	23	3	16
16-17	SO	1-0	2.0	0-0	.000	0-0	.000	0-0	.000	0-0.0	1-0	0	0.0	0	0	0	0
<b>CAREER</b>		<b>33-10</b>	<b>18.5</b>	<b>38-114</b>	<b>.333</b>	<b>25-82</b>	<b>.305</b>	<b>12-22</b>	<b>.545</b>	<b>64-1.9</b>	<b>62-2</b>	<b>113</b>	<b>3.4</b>	<b>31</b>	<b>23</b>	<b>3</b>	<b>16</b>

## CAREER HIGHS

Points	12 vs. Harvard (11/22/15)
Rebounds	8 vs. UMass Lowell (12/6/15)
Assists	5 vs. Syracuse (2/14/16)
Blocks	2 at Wake Forest (2/21/16)
Steals	3 vs. Florida State (3/8/16)
Field Goals Made	5 vs. Delaware (12/19/15)
3-Pointers Made	3 vs. Harvard (11/22/15)
Free Throws Made	3 (2x) last vs. North Carolina (2/9/16)
Free Throw Attempts	4 vs. Michigan State (11/26/15)
Minutes	33 at Providence (12/9/15)

# #11 A.J. TURNER · SO · FORWARD · 6-7 · 188 · MT. CLEMENS, MICH. · NEW HAMPTON SCHOOL (N.H.)



**2016-17:** Scored 12 points vs. Stony Brook (11/20) ... recorded 13 points and four assists vs. Md. Eastern Shore (11/15) ... had 12 points, five rebounds and four assists vs. Nicholls State (11/11).

**2015-16:** Fourth on the team in scoring and rebounding ... also third on the team in steals and blocks.

**NOTES:** Ranked as the fourth-best recruit from Michigan by ESPN ... the first Rivals150 recruit that BC landed since Rakim Sanders in 2007 ... transferred to New Hampton after averaging 20 points and six assists as a junior at De La Salle in Warren, Michigan in 2012-13 ... earned first team all-state honors that year ... named All-NEPSAC as a senior after averaging 15 points, six rebounds and four assists per game at New Hampton ... served as team captain ... played with The Family AAU program ... participated in skills academies hosted by LeBron James and Kevin Durant.

## GAME-BY-GAME

Opponent	Start	FG-FGA	3PT-ATT	FT-FTA	O-D-Total Rebs.	PF	TP	A	TO	BLK	STL	MINS
Nicholls State	*	4-6	2-2	2-5	1-4-5	0	12	4	0	1	0	26
Maryland Eastern Shore	*	5-7	2-4	1-2	1-1-2	2	13	4	2	0	0	29
Stony Brook	*	4-6	2-3	2-2	0-4-4	1	12	4	2	1	0	30
Towson	*	0-2	0-1	0-0	0-1-1	2	0	3	0	0	0	23
vs. Kansas State												
vs. Richmond/Maryland												
Dartmouth												
Harvard												
Hartford												
vs. Auburn												
Sacred Heart												
vs. Fairfield												
Providence												
Syracuse												
at Wake Forest												
at Duke												
NC State												
at Syracuse												
Virginia												
North Carolina												
at Miami												
at Virginia Tech												
Wake Forest												
Louisville												
Pittsburgh												
at Georgia Tech												
Notre Dame												
at Florida State												
Virginia Tech												
at Notre Dame												
at Clemson												

## CAREER STATS

Overall	YR	GP-ST	MIN	FGM-FGA	PCT	3FG-FGA	PCT	FTM-FTA	PCT	REB-AVG	PF-D	PTS	AVG	A	TO	B	S
15-16	FR	27-24	27.5	54-160	.338	25-96	.260	24-35	.686	97-3.6	39-0	157	5.8	42	20	10	25
16-17	SO	4-4	27.0	13-21	.619	6-10	.600	5-9	.556	12-3.0	5-0	37	9.3	15	4	2	0
CAREER		31-28	27.5	67-181	.370	31-106	.292	29-43	.674	109-3.5	44-0	194	6.3	57	24	12	25

## CAREER HIGHS

Points	15 vs. Penn State (12/2/15)
Rebounds	7 (3x) last at North Carolina (1/30/16)
Assists	4 (4x) last vs. Stony Brook (11/20/16)
Blocks	2 (3x) last vs. Florida State (1/26/16)
Steals	4 vs. Clemson (3/5/16)
Field Goals Made	5 (2x) last vs. Maryland Eastern Shore (11/15/16)
3-Pointers Made	3 (4x) last at NC State (3/2/16)
Free Throws Made	6 vs. Penn State (12/2/15)
Free Throw Attempts	8 vs. Penn State (12/2/15)
Minutes	41 vs. New Hampshire (12/30/15)

# #12 JOHNCARLOS REYES · R-FR · F/C · 6-10 · 214 · LAWRENCEVILLE, GA. · SOUND DOCTRINE CHRISTIAN ACADEMY



2015-16: Redshirted the season ... recorded a double-double with 11 points and 14 rebounds vs. UMass Lowell (12/6) in his first career start.

**NOTES:** Averaged 18.4 points, 8.7 rebounds and 3.8 blocks in his one season at Sound Doctrine ... averaged 20.3 points, 6.0 rebounds and 4.6 blocks in the previous year at Kingdom Christian Academy ... had a school record 124 blocks in his junior season ... recorded 13 blocks in a game as a freshman ... played for Game Elite and went 15-3 in the adidas Gauntlet this past summer.

## GAME-BY-GAME

Opponent	Start	FG-FGA	3PT-ATT	FT-FTA	O-D-Total Rebs.	PF	TP	A	TO	BLK	STL	MINS
Nicholls State												
Maryland Eastern Shore		3-4	0-0	0-0	1-1-2	1	6	0	2	1	0	9
Stony Brook		1-3	0-0	0-0	0-1-1	2	2	1	0	0	0	8
Towson		0-0	0-0	0-0	0-0-0	1	0	0	0	0	0	3
vs. Kansas State												
vs. Richmond/Maryland												
Dartmouth												
Harvard												
Hartford												
vs. Auburn												
Sacred Heart												
vs. Fairfield												
Providence												
Syracuse												
at Wake Forest												
at Duke												
NC State												
at Syracuse												
Virginia												
North Carolina												
at Miami												
at Virginia Tech												
Wake Forest												
Louisville												
Pittsburgh												
at Georgia Tech												
Notre Dame												
at Florida State												
Virginia Tech												
at Notre Dame												
at Clemson												

## CAREER STATS

Overall	YR	GP-ST	MIN	FGM-FGA	PCT	3FG-FGA	PCT	FTM-FTA	PCT	REB-AVG	PF-D	PTS	AVG	A	TO	B	S
15-16	FR	7-1	8.4	7-12	.583	0-0	.000	1-4	.250	24-3.4	6-0	15	2.1	2	4	3	3
16-17	R-FR	3-0	6.7	4-7	.571	0-0	.000	0-0	.000	3-1.0	4-0	8	2.7	1	2	1	0
CAREER		10-1	7.9	11-19	.579	0-0	.000	1-4	.250	27-2.7	10-0	23	2.3	3	6	4	3

## CAREER HIGHS

Points	11 vs. UMass Lowell (12/6/15)
Rebounds	14 vs. UMass Lowell (12/6/15)
Assists	1 (3x) last vs. Stony Brook (11/20/16)
Blocks	2 vs. UMass Lowell (12/6/15)
Steals	2 vs. UMass Lowell (12/6/15)
Field Goals Made	5 vs. UMass Lowell (12/6/15)
Free Throws Made	1 vs. UMass Lowell (12/6/15)
Free Throw Attempts	2 (2x) last vs. UMass Lowell (12/6/15)
Minutes	26 vs. UMass Lowell (12/6/15)



# #14 ASER GHEBREMICHAEL · SO · FORWARD · 6-8 · 195 · SOMERVILLE, MASS. · BROOKS SCHOOL



**2015-16:** Appeared in two games hit a 3-pointer in his collegiate debut against Central Connecticut (11/19) ... had a rebound against Maine (12/13).

**NOTES:** Played four years on the varsity team at Brooks School ... led the team to the NEPSAC Class B championship game as a junior and a senior ... team went 15-0 in the league as a senior ... team also advanced to the semifinals of the conference tournament as a freshman and sophomore.

## GAME-BY-GAME

Opponent	Start	FG-FGA	3PT-ATT	FT-FTA	O-D-Total Rebs.	PF	TP	A	TO	BLK	STL	MINS
Nicholls State												
Maryland Eastern Shore												
Stony Brook												
Towson												
vs. Kansas State												
vs. Richmond/Maryland												
Dartmouth												
Harvard												
Hartford												
vs. Auburn												
Sacred Heart												
vs. Fairfield												
Providence												
Syracuse												
at Wake Forest												
at Duke												
NC State												
at Syracuse												
Virginia												
North Carolina												
at Miami												
at Virginia Tech												
Wake Forest												
Louisville												
Pittsburgh												
at Georgia Tech												
Notre Dame												
at Florida State												
Virginia Tech												
at Notre Dame												
at Clemson												

## CAREER STATS

Overall	YR	GP-ST	MIN	FGM-FGA	PCT	3FG-FGA	PCT	FTM-FTA	PCT	REB-AVG	PF-D	PTS	AVG	A	TO	B	S
15-16	FR	2-0	3.5	1-1	1.000	1-1	1.000	0-0	.000	1-0.5	2-0	3	1.5	0	0	0	0
CAREER		2-0	3.5	1-1	1.000	1-1	1.000	0-0	.000	1-0.5	2-0	3	1.5	0	0	0	0

## CAREER HIGHS

Points	3 vs. Central Connecticut (11/19/15)
Rebounds	1 vs. Maine (12/13/15)
Field Goals Made	1 vs. Central Connecticut (11/19/15)
3-Pointers Made	1 vs. Central Connecticut (11/19/15)
Minutes	4 vs. Central Connecticut (11/19/15)

# #15 MD JEFFERS · GR · FORWARD · 6-9 · 240 · WASHINGTON, D.C. · CALVIN COOLIDGE



2016-17: Had 10 points and eight boards vs. Stony Brook (11/20) ... grabbed a career-high 13 rebounds vs. Md. Eastern Shore (11/15).

**AT DELAWARE:** Two-year starter who appeared in 76 games and made 44 starts ... played in 29 games with 16 starts last season ... averaged 5.2 points and ranked third on the team with 4.8 rebounds per game ... led the team with 32 blocks which ranked sixth in the CAA ... played in 29 games and made 28 starts in 2014-15 ... averaged 6.8 points and 4.8 rebounds per game while shooting a team-best 57 percent from the field ... ranked ninth in the CAA in blocks (28) ... appeared in 18 games as a redshirt freshman in 2013-14 as Delaware won the CAA and advanced to the NCAA Tournament.

**NOTES:** Played his first two seasons at Woodrow Wilson and finished his career at Calvin Coolidge ... selected to the District All-Star Team as a senior after leading the Colts to a 30-10 record and the DCIAA championship ... recorded a triple-double with 20 points, 21 rebounds and 10 blocks against Theodore Roosevelt ... averaged eight points, 10 rebounds and five blocks as a junior, and led Calvin Coolidge to the DCIAA semifinals.

## GAME-BY-GAME

Opponent	Start	FG-FGA	3PT-ATT	FT-FTA	O-D-Total Rebs.	PF	TP	A	TO	BLK	STL	MINS
Nicholls State	*	3-6	0-0	0-1	1-5-6	3	6	0	1	0	0	26
Maryland Eastern Shore	*	2-5	0-0	1-2	4-9-13	4	5	1	0	0	1	18
Stony Brook	*	4-8	0-0	2-5	3-5-8	4	10	1	2	0	0	18
Towson	*	1-4	0-0	2-2	1-5-6	4	4	0	4	1	0	27
vs. Kansas State												
vs. Richmond/Maryland												
Dartmouth												
Harvard												
Hartford												
vs. Auburn												
Sacred Heart												
vs. Fairfield												
Providence												
Syracuse												
at Wake Forest												
at Duke												
NC State												
at Syracuse												
Virginia												
North Carolina												
at Miami												
at Virginia Tech												
Wake Forest												
Louisville												
Pittsburgh												
at Georgia Tech												
Notre Dame												
at Florida State												
Virginia Tech												
at Notre Dame												
at Clemson												

## CAREER STATS

Overall	YR	GP-ST	MIN	FGM-FGA	PCT	3FG-FGA	PCT	FTM-FTA	PCT	REB-AVG	PF-D	PTS	AVG	A	TO	B	S
12-13	FR	0-0	-	-	-	-	-	-	-	-	-	-	-	-	-	-	-
13-14	SO	18-0	4.7	5-8	.625	0-0	.000	3-5	.600	13-0.7	-	13	0.7	0	0	3	0
14-15	JR	30-29	23.5	85-149	.570	0-0	.000	35-59	.593	145-4.8	-	205	6.8	28	49	28	10
15-16	SR	29-16	22.8	47-117	.402	0-0	.000	56-100	.560	140-4.8	-	150	5.2	15	58	32	7
16-17	GR	4-4	22.3	10-23	.435	0-0	.000	5-10	.500	33-8.3	15-0	25	6.3	2	7	1	1
<b>CAREER</b>		<b>81-49</b>	<b>19.3</b>	<b>147-297</b>	<b>.495</b>	<b>0-0</b>	<b>.000</b>	<b>99-174</b>	<b>.569</b>	<b>331-4.1</b>	<b>15-0</b>	<b>393</b>	<b>4.9</b>	<b>45</b>	<b>114</b>	<b>64</b>	<b>18</b>

## CAREER HIGHS

Points	20 at Northeastern (2/7/15)
Rebounds	13 vs. Maryland Eastern Shore (11/15/16)
Assists	3 vs. St. Bonaventure (12/30/14)
Blocks	6 at Towson (1/30/16)
Steals	2 vs. USF (12/3/15)
Field Goals Made	9 at Northeastern (2/7/15)
Free Throws Made	9 vs. USF (12/3/15)
Free Throw Attempts	11 vs. USF (12/3/15)
Minutes	36 (4x)

# #20 GORDON GEHAN · SO · GUARD/FORWARD · 6-5 · 220 · DALLAS, TEXAS · EPISCOPAL SCHOOL OF DALLAS



**2015-16:** Appeared in six games, including three ACC contests ... had two points and a rebound in games against Clemson (3/2) and Maine (12/13) ... made collegiate debut against St. Francis Brooklyn (11/14).

**NOTES:** Named all-state as a junior and senior ... also named to the all-conference team three times ... served as team captain as a senior, averaging 24.2 points, 9.3 rebounds and 4.5 assists ... scored a school-record 42 points in a game ... also played for Team Texas TD.

## GAME-BY-GAME

Opponent	Start	FG-FGA	3PT-ATT	FT-FTA	O-D-Total Rebs.	PF	TP	A	TO	BLK	STL	MINS
Nicholls State												
Maryland Eastern Shore												
Stony Brook												
Towson		0-0	0-0	0-0	0-0-0	0	0	0	0	0	0	0+
vs. Kansas State												
vs. Richmond/Maryland												
Dartmouth												
Harvard												
Hartford												
vs. Auburn												
Sacred Heart												
vs. Fairfield												
Providence												
Syracuse												
at Wake Forest												
at Duke												
NC State												
at Syracuse												
Virginia												
North Carolina												
at Miami												
at Virginia Tech												
Wake Forest												
Louisville												
Pittsburgh												
at Georgia Tech												
Notre Dame												
at Florida State												
Virginia Tech												
at Notre Dame												
at Clemson												

## CAREER STATS

Overall	YR	GP-ST	MIN	FGM-FGA	PCT	3FG-FGA	PCT	FTM-FTA	PCT	REB-AVG	PF-D	PTS	AVG	A	TO	B	S
15-16	FR	6-0	2.2	2-3	.667	0-0	.000	0-0	.000	2-0.3	0-0	4	0.7	0	0	0	0
16-17	SO	1-0	0.0	0-0	.000	0-0	.000	0-0	.000	0-0.0	0-0	0	0.0	0	0	0	0
<b>CAREER</b>		<b>7-0</b>	<b>1.9</b>	<b>2-3</b>	<b>.667</b>	<b>0-0</b>	<b>.000</b>	<b>0-0</b>	<b>.000</b>	<b>2-0.3</b>	<b>0-0</b>	<b>4</b>	<b>0.6</b>	<b>0</b>	<b>0</b>	<b>0</b>	<b>0</b>

## CAREER HIGHS

Points	2 (2x) last vs. Clemson (3/2/16)
Rebounds	1 (2x) last vs. Clemson (3/2/16)
Field Goals Made	1 (2x) last vs. Clemson (3/2/16)
Minutes	4 vs. Central Connecticut (11/19/15)

# #21 NIK POPVIC · FR · FORWARD · 6-11 · 243 · BANJA LUKA, BOSNIA AND HERZEGOVINA · THE SAGEMONT SCHOOL (FLA.)



2016-17: Tallied 13 points and five rebounds in 13 minutes vs. Stony Brook (11/20), going 6-for-7 from the field.

**NOTES:** All-County First Team selection by the Sun-Sentinel after averaging 8.0 points, 7.0 rebounds and 3.0 blocks per game as a senior ... played for the U18 Serbian National Team at the 2015 European Championship ... played in six of seven games for the U17 team that won the bronze medal at the 2014 FIBA World Championships ... member of the Red Star junior team.

## GAME-BY-GAME

Opponent	Start	FG-FGA	3PT-ATT	FT-FTA	O-D-Total Rebs.	PF	TP	A	TO	BLK	STL	MINS
Nicholls State		2-5	0-0	2-5	1-3-4	1	6	2	2	0	0	13
Maryland Eastern Shore		2-7	0-0	0-0	2-2-4	0	4	0	2	0	0	14
Stony Brook		6-7	1-1	0-0	2-3-5	4	13	0	1	2	0	13
Towson		3-3	1-1	0-0	1-1-2	4	7	0	1	0	0	14
vs. Kansas State												
vs. Richmond/Maryland												
Dartmouth												
Harvard												
Hartford												
vs. Auburn												
Sacred Heart												
vs. Fairfield												
Providence												
Syracuse												
at Wake Forest												
at Duke												
NC State												
at Syracuse												
Virginia												
North Carolina												
at Miami												
at Virginia Tech												
Wake Forest												
Louisville												
Pittsburgh												
at Georgia Tech												
Notre Dame												
at Florida State												
Virginia Tech												
at Notre Dame												
at Clemson												

## CAREER STATS


Overall	YR	GP-ST	MIN	FGM-FGA	PCT	3FG-FGA	PCT	FTM-FTA	PCT	REB-AVG	PF-D	PTS	AVG	A	TO	B	S
16-17	FR	4-0	13.5	13-22	.591	2-2	1.000	2-5	.400	15-3.8	9-0	30	7.5	2	6	2	0
CAREER		4-0	13.5	13-22	.591	2-2	1.000	2-5	.400	15-3.8	9-0	30	7.5	2	6	2	0

## CAREER HIGHS

Points	13 vs. Stony Brook (11/20/16)
Rebounds	5 vs. Stony Brook (11/20/16)
Assists	2 vs. Nicholls State (11/11/16)
Blocks	2 vs. Stony Brook (11/20/16)
Steals	
Field Goals Made	6 vs. Stony Brook (11/20/16)
3-Pointers Made	1 (2x) last vs. Towson (11/22/16)
Free Throws Made	2 vs. Nicholls State (11/11/16)
Free Throw Attempts	5 vs. Nicholls State (11/11/16)
Minutes	14 vs. Maryland Eastern Shore (11/15/16)



# #22 MATT DILUCCIO · FR · GUARD · 5-11 · 180 · ROCKVILLE CENTRE, N.Y. · SOUTH SIDE



NOTES: Starting point guard for South Side which won three-straight conference titles ... was an all-county player and served as team captain ... also starred in soccer as a four-year varsity player ... earned all-county honors and served twice as team captain ... led team to the county championship.

## GAME-BY-GAME

Opponent	Start	FG-FGA	3PT-ATT	FT-FTA	O-D-Total Rebs.	PF	TP	A	TO	BLK	STL	MINS
Nicholls State												
Maryland Eastern Shore												
Stony Brook												
Towson												
vs. Kansas State												
vs. Richmond/Maryland												
Dartmouth												
Harvard												
Hartford												
vs. Auburn												
Sacred Heart												
vs. Fairfield												
Providence												
Syracuse												
at Wake Forest												
at Duke												
NC State												
at Syracuse												
Virginia												
North Carolina												
at Miami												
at Virginia Tech												
Wake Forest												
Louisville												
Pittsburgh												
at Georgia Tech												
Notre Dame												
at Florida State												
Virginia Tech												
at Notre Dame												
at Clemson												

## CAREER STATS

Overall	YR	GP-ST	MIN	FGM-FGA	PCT	3FG-FGA	PCT	FTM-FTA	PCT	REB-AVG	PF-D	PTS	AVG	A	TO	B	S
16-17	FR																

## CAREER

## CAREER HIGHS

Points	
Rebounds	
Assists	
Blocks	
Steals	
Field Goals Made	
3-Pointers Made	
Free Throws Made	
Free Throw Attempts	
Minutes	

# #23 MIKE SAGAY · FR · FORWARD · 6-7 · 200 · BLOOMFIELD, CONN. · ST. THOMAS MORE SCHOOL



NOTES: Ranked as the fifth-best prospect in Connecticut and the 14th-best prospect in New England by New England Recruiting Report ... named All-NEPSAC Second Team as a junior at Watkinson School ... played AAU for Game Elite.

## GAME-BY-GAME

Opponent	Start	FG-FGA	3PT-ATT	FT-FTA	O-D-Total Rebs.	PF	TP	A	TO	BLK	STL	MINS
Nicholls State												
Maryland Eastern Shore		1-1	0-0	0-0	0-0-0	0	2	0	0	0	0	1
Stony Brook		1-2	1-1	3-4	1-1-2	2	6	0	0	0	0	4
Towson												
vs. Kansas State												
vs. Richmond/Maryland												
Dartmouth												
Harvard												
Hartford												
vs. Auburn												
Sacred Heart												
vs. Fairfield												
Providence												
Syracuse												
at Wake Forest												
at Duke												
NC State												
at Syracuse												
Virginia												
North Carolina												
at Miami												
at Virginia Tech												
Wake Forest												
Louisville												
Pittsburgh												
at Georgia Tech												
Notre Dame												
at Florida State												
Virginia Tech												
at Notre Dame												
at Clemson												


## CAREER STATS

Overall	YR	GP-ST	MIN	FGM-FGA	PCT	3FG-FGA	PCT	FTM-FTA	PCT	REB-AVG	PF-D	PTS	AVG	A	TO	B	S
16-17	FR	2-0	2.5	2-3	.667	1-1	1.000	3-4	.750	2-1.0	2-0	8	4.0	0	0	0	0
CAREER		2-0	2.5	2-3	.667	1-1	1.000	3-4	.750	2-1.0	2-0	8	4.0	0	0	0	0

## CAREER HIGHS

Points	6 vs. Stony Brook (11/20/16)
Rebounds	2 vs. Stony Brook (11/20/16)
Assists	
Blocks	
Steals	
Field Goals Made	1 (2x) last vs. Stony Brook (11/20/16)
3-Pointers Made	1 vs. Stony Brook (11/20/16)
Free Throws Made	3 vs. Stony Brook (11/20/16)
Free Throw Attempts	4 vs. Stony Brook (11/20/16)
Minutes	4 vs. Stony Brook (11/20/16)

# #25 JORDAN CHATMAN · SO · GUARD · 6-5 · 198 · VANCOUVER, WASH. · UNION



2016-17: Scored 10 points vs. Towson (11/22).

**AT BYU:** Redshirted the 2014-15 season ... played in 36 of 37 games last season ... scored a season-high 13 points against Portland (2/25), going 4-for-7 from the field and 3-for-5 from long range ... sank three 3-pointers and scored 11 points at San Francisco (2/11) ... recorded eight points at Saint Mary's (12/31) and had a season-high seven rebounds vs. Loyola Marymount (1/28).

**NOTES:** Averaged 20.7 points, 6.3 rebounds, 2.7 assists and 1.9 steals as a senior ... Union finished third in the 4A state tournament that year ... named Gatorade Washington Boys Basketball Player of the Year as a senior and was the MVP of the state tournament ... averaged 20 points a game as a junior and earned All-Greater St. Helens League honors ... ranked No.2 in his class in the state of Washington.

## GAME-BY-GAME

Opponent	Start	FG-FGA	3PT-ATT	FT-FTA	O-D-Total Rebs.	PF	TP	A	TO	BLK	STL	MINS
Nicholls State		3-5	2-4	0-0	0-2-2	1	8	0	1	1	1	23
Maryland Eastern Shore		2-6	1-3	1-2	0-2-2	1	6	2	0	0	0	16
Stony Brook		1-2	1-1	4-4	0-4-4	0	7	0	3	0	0	20
Towson		3-8	2-5	2-2	0-1-1	0	10	2	3	1	0	24
vs. Kansas State												
vs. Richmond/Maryland												
Dartmouth												
Harvard												
Hartford												
vs. Auburn												
Sacred Heart												
vs. Fairfield												
Providence												
Syracuse												
at Wake Forest												
at Duke												
NC State												
at Syracuse												
Virginia												
North Carolina												
at Miami												
at Virginia Tech												
Wake Forest												
Louisville												
Pittsburgh												
at Georgia Tech												
Notre Dame												
at Florida State												
Virginia Tech												
at Notre Dame												
at Clemson												

## CAREER STATS

Overall	YR	GP-ST	MIN	FGM-FGA	PCT	3FG-FGA	PCT	FTM-FTA	PCT	REB-AVG	PF-D	PTS	AVG	A	TO	B	S
14-15	FR	-	-	-	-	-	-	-	-	-	-	-	-	-	-	-	-
15-16	R-FR	36-0	10.0	35-92	.380	18-53	.340	7-10	.700	35-1.0	36	95	2.6	27	20	5	4
16-17	SO	4-0	20.8	9-21	.429	6-13	.462	7-8	.875	9-2.3	2-0	31	7.8	4	7	2	1
CAREER		40-0	11.1	44-113	.389	24-66	.364	14-18	.778	44-1.1	38-0	126	3.2	31	27	7	5

## CAREER HIGHS

Points	13 vs. Portland (02/25/16)
Rebounds	7 Loyola Marymount (01/28/16)
Assists	4 vs. San Diego (02/20/16)
Blocks	2 vs. Pepperdine (01/30/16)
Steals	1 (5x) last vs. Nicholls State (11/11/16)
Field Goals Made	4 vs. Portland (02/25/16)
3-Pointers Made	3 (2x) last vs. Portland (02/25/16)
Free Throws Made	4 vs. Stony Brook (11/20/16)
Free Throw Attempts	4 vs. Stony Brook (11/20/16)
Minutes	26 vs. Portland (02/25/16)

# OVERALL STATISTICS

RECORD:	OVERALL	HOME	AWAY	NEUTRAL
ALL GAMES	3-1	3-1	0-0	0-0
CONFERENCE	0-0	0-0	0-0	0-0
NON-CONFERENCE	3-1	3-1	0-0	0-0

#	Player	gp-gs	min	avg	Total		3-Point		F-Throw		Rebounds				pf	dq	a	to	blk	stl	pts	avg	
					fg-fga	fg%	3fg-fga	3fg%	ft-fa	ft%	off	def	tot	avg									
01	Jerome Robinson	4-4	135	33.8	26-61	.426	4-18	.222	20-29	.690	2	24	26	6.5	7	0	17	6	3	7	76	19.0	
11	A.J. Turner	4-4	108	27.0	13-21	.619	6-10	.600	5-9	.556	2	10	12	3.0	5	0	15	4	2	0	37	9.3	
25	Jordan Chatman	4-0	83	20.8	9-21	.429	6-13	.462	7-8	.875	0	9	9	2.3	2	0	4	7	2	1	31	7.8	
21	Nik Popovic	4-0	54	13.5	13-22	.591	2-2	1.000	2-5	.400	6	9	15	3.8	9	0	2	6	2	0	30	7.5	
02	Connar Tava	4-4	98	24.5	9-15	.600	0-0	.000	11-16	.688	9	19	28	7.0	8	0	6	12	0	5	29	7.3	
00	Ky Bowman	4-2	61	15.3	9-20	.450	2-8	.250	9-11	.818	2	6	8	2.0	12	0	8	7	0	3	29	7.3	
03	Ty Graves	4-2	82	20.5	9-19	.474	7-16	.438	1-2	.500	0	4	4	1.0	4	0	9	7	0	0	26	6.5	
15	Mo Jeffers	4-4	89	22.3	10-23	.435	0-0	.000	5-10	.500	9	24	33	8.3	15	0	2	7	1	1	25	6.3	
23	Mike Sagay	2-0	5	2.5	2-3	.667	1-1	1.000	3-4	.750	1	1	2	1.0	2	0	0	0	0	0	8	4.0	
12	Johncarlos Reyes	3-0	20	6.7	4-7	.571	0-0	.000	0-0	.000	1	2	3	1.0	4	0	1	2	1	0	8	2.7	
05	Garland Owens	4-0	63	15.8	2-6	.333	0-2	.000	5-8	.625	2	6	8	2.0	10	1	6	2	4	0	9	2.3	
20	Gordon Gehan	1-0	0	0.0	0-0	.000	0-0	.000	0-0	.000	0	0	0	0.0	0	0	0	0	0	0	0	0.0	
10	Ervins Meznieks	1-0	2	2.0	0-0	.000	0-0	.000	0-0	.000	0	0	0	0.0	1	0	0	0	0	0	0	0.0	
Team											8	9	17										
Total.....		4	800		106-218	.486	28-70	.400	68-102	.667	42	123	165	41.2	79	1	70	60	15	17	308	77.0	
Opponents.....		4	801		102-247	.413	23-85	.271	54-87	.621	44	87	131	32.8	80	-	59	41	11	28	281	70.2	

TEAM STATISTICS	BC	OPP	Date	Opponent	Score	Att.
SCORING	308	281	11-11-16	NICHOLLS STATE	L 73-79	3122
Points per game	77.0	70.2	11-15-16	MD. EASTERN SHORE	w 73-57	2051
Scoring margin	+6.8	-	11-20-16	STONY BROOK	w 82-75	2108
FIELD GOALS-ATT	106-218	102-247	11-22-16	TOWSON	w 80-70	2163
Field goal pct	.486	.413	* - Conference game			
3 POINT FG-ATT	28-70	23-85				
3-point FG pct	.400	.271				
3-pt FG made per game	7.0	5.8				
FREE THROWS-ATT	68-102	54-87				
Free throw pct	.667	.621				
F-Throws made per game	17.0	13.5				
REBOUNDS	165	131				
Rebounds per game	41.2	32.8				
Rebounding margin	+8.5	-				
ASSISTS	70	59				
Assists per game	17.5	14.8				
TURNOVERS	60	41				
Turnovers per game	15.0	10.3				
Turnover margin	-4.7	-				
Assist/turnover ratio	1.2	1.4				
STEALS	17	28				
Steals per game	4.3	7.0				
BLOCKS	15	11				
Blocks per game	3.8	2.8				
ATTENDANCE	9444	0				
Home games-Avg/Game	4-2361	0-0				
Neutral site-Avg/Game	-	0-0				

Score by Periods	1st	2nd	Totals
Boston College	165	143	308
Opponents	140	141	281