

BOSTON COLLEGE

2015 FOOTBALL

ZANNA OLLOVE // ollove@bc.edu // (978) 828-9221

ACC RSN: PxP - Wes Durham // Color - James Bates // Sidelines - Jenn Hildreth

BC IMG Sports Radio Network (WEEI 93.7 FM): PxP - Jon Meterparel // Color - Peter Cronan // Sidelines: Scott Mutry

overall **3-8** | **ACC** **0-7**

offense **278.9 yds/g** | defense **255.6 yds/g**

ACC ranking **14th** | **ACC** ranking **1st**



Nov. 28, 2015 // Carrier Dome
Syracuse, N.Y. // 12:30 // ACC RSN

#BCEAGLES

Follow @BCFootballNews for updates
Follow the #BCEagles hashtag



overall **3-8** | **ACC** **1-6**

offense **327.1 yds/g** | defense **456.6 yds/g**

ACC ranking **12th** | **ACC** ranking **14th**

STATS LEADERS

jeff SMITH

333 yds

6 tds

RUSHING

john FADULE

464 yds

52.1 pct

PASSING

224 yds

2 tds

thadd SMITH

RECEIVING

steven DANIELS

16 TFLs

75 tackles

TACKLES

Alumni Stadium

Maine

WIN • 24-3

Alumni Stadium

Buffalo

WIN • 76-0

Alumni Stadium

#3/6

Spartan

LOSS • 14-0

Alumni Stadium

NIU

WIN • 17-14

Wallace Wade Stadium

D

LOSS • 9-7

Alumni Stadium

WF

LOSS • 3-0

Memorial Stadium

#5/6

Pawcat

LOSS • 34-17

Papa John's Cardinal Stadium

Cardinal

LOSS • 17-14

Alumni Stadium

VT

LOSS • 26-10

Alumni Stadium

NC

LOSS • 24-8

Fenway Park

#5/4

ND

LOSS • 19-16

Carrier Dome

S

Nov 28 | 12:30 | ACC RSN



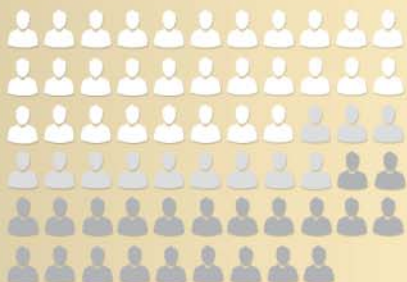
EAGLES IN FIVE

>> EAGLETS

BOSTON COLLEGE SPORTS


64

UNDERCLASSMEN



FR RS-FR SO

>> BRICKWALL



NCAA RANK

1st

TOTAL DEFENSE 255.6 yds/gm

RUSH DEFENSE 76.7 yds/gm

YARDS PER RUSH 2.27 yards

RUSH TD ALLOWED 5 all season

100 YARD
RUSHERS
ALLOWED

SINCE 2005?
it's second best...

22

>> LOOKFOR

special teams



85 punts
NEW career record holder
321.3 y/g
2nd most in nation
420 y/p
4th most at BC (career)

<< alex
HOWELL

offense



333 yards
leads BC in rushing yards
6 rush TDs
most for the Eagles
80 yd rush vs. ND
longest BC play since 11/9/13

< left
SMITH

defense



16.0 TFLs
fourth in the nation
6 sacks
for a loss of 51 yards
75 tackles
1 interception

< steven
DANIELS

>> WALK-ONWONDER

FIRST WALK ON FOR BC SINCE WORLD WAR II

IN THREE GAMES STARTED

464

98

PASSING YARDS

RUSHING YARDS

hometown is 8 miles from

<< john
FADULE



>> FENWAYFRACAS

BC HAS PLAYED 102 GAMES AT

FENWAY PARK
SINCE
1912

WITH A RECORD OF

75 22 5





MEDIA INFORMATION

SUNDAY // Nov. 22	No Media Availability	MONDAY // Nov. 23	Noon Coach Addazio Press Conference	TUESDAY // Nov. 24	10:15-10:30 Practice open to media; players & coaches available 12:30pm ACC Teleconference	WEDNESDAY // Nov. 25	11-11:20am Practice open to media; players & coaches available	THURSDAY // Nov. 26	No Media Availability	FRIDAY // Nov. 27	No Media Availability	SATURDAY // Nov. 28	12:30pm BC at Syracuse (ACC RSN) Postgame availability (players & coach)
-------------------	-----------------------	-------------------	-------------------------------------	--------------------	---	----------------------	--	---------------------	-----------------------	-------------------	-----------------------	---------------------	---

Weekly Press Conference

Steve Addazio's weekly media conference is held on at noon Monday of each game week at the Conte Forum Media Suite. It is for print and television media but it is streamed live on bceagles.tv. Afterward, Addazio is made available to radio media for one-on-one interviews. Lunch is served immediately following the press conference. The transcript will be sent out and available on bceagles.com later in the day.

Student-Athlete Interviews

The final 15 minutes of practice in Alumni Stadium on Tuesdays and Wednesdays is open to the media. Players are made available for interviews immediately following. An attempt is made for telephone interviews for media outside the Boston area if arranged in advance with the BC Communications office. No player interviews are allowed on Friday of game week.

Football SID Contact

Zanna Ollove | ollove@bc.edu | (O) 617-552-2004 | (C) 978-828-9221

Coach Addazio Media Opportunities

For persons who cannot attend the Monday press conference, the head coach may be available for short interviews after practice on Tuesday and Wednesday. He is also available on the ACC teleconference each Wednesday during the season at 12:20 p.m. Transcripts are made available through the ACC. ACC Teleconference Call-In: 913-312-0696

Game Credentials

For any media wishing to obtain a credential for a home game, please apply at www.sportssystems.com/bostoncollege.

Football Email Distribution List

The football email distribution list is the best way to obtain all information about the BC football team, including updated game notes, practice times and news releases. Contact Zanna Ollove to be added.





SERIES HISTORY

Year	Score	Winner	Venue	Year	Score	Winner	Venue
1924	10-0	Syracuse	NY	1984	24-16	BC	MA
1944	19-12	BC	MA	1985	41-21	Syracuse	NY
1958	24-14	Syracuse	NY	1986	27-9	BC	MA
1961	28-13	Syracuse	MA	1987	45-17	Syracuse	NY
1962	12-0	Syracuse	NY	1988	45-20	Syracuse	MA
1963	32-21	Syracuse	NY	1989	23-11	Syracuse	NY
1964	21-14	BC	MA	1990	35-6	Syracuse	MA
1965	21-13	Syracuse	NY	1991	38-16	Syracuse	NY
1966	30-0	Syracuse	MA	1992	27-10	Syracuse	MA
1967	32-20	Syracuse	MA	1993	33-29	BC	NY
1969	35-10	BC	NY	1994	31-0	BC	MA
1971	10-3	BC	NY	1995	58-29	Syracuse	NY
1972	37-0	BC	MA	1996	45-17	Syracuse	MA
1973	24-13	Syracuse	NY	1997	20-13	Syracuse	NY
1974	45-0	BC	MA	1998	42-25	Syracuse	MA
1975	22-14	Syracuse	NY	1999	24-23	BC	NY
1976	28-14	BC	MA	2000	20-13	BC	MA
1977	20-3	Syracuse	NY	2001	39-28	Syracuse	NY
1978	37-23	Syracuse	MA	2002	41-20	BC	MA
1979	27-10	BC	NY	2003	39-14	Syracuse	NY
1980	27-16	BC	MA	2004	43-17	Syracuse	MA
1981	27-17	Syracuse	NY	2010	16-7	BC	NY
1982	20-13	BC	MA	2013	34-31	Syracuse	NY
1983	21-10	Syracuse	NY	2014	28-7	BC	MA

SYRACUSE leads // 29-19

The Eagles and the Orange

- This will be the 49th meeting between Boston College and Syracuse in a rivalry that dates back to 1924.
- Syracuse holds the series advantage, 29-19, and has been dominate at home, winning 13 of the 19 matchups in Orange territory.
- The last time the Eagles won in the Carrier Dome was in 1999 in a one-point victory on Oct. 30 as **John Matich** hit a 34-yard field goal with 2:57 to play in the game. **Frank Chamberlain** made a game-saving tackle one yard shy on a fourth-and-14 conversion with just over a minute to play to seal the BC victory.
- BC is 7-2 when the game has been decided by seven points or less.
- This will be the third meeting that both teams are members of the ACC as Cuse joined in 2013. Each team has taken the home game.
- Junior RB **Tyler Rouse** hails from Baldwinsville, N.Y., less than 20 minutes from the SU campus. In his two games against his hometown team, he has rushed for 113 yards on 15 carries and scored two touchdowns (one in each game), including a 42-yard score in last year's win.

BC-SU Ties

- Head coach **Steve Addazio** was Syracuse's tight ends coach and assistant offensive line coach in 1995-96. He then became the offensive line coach for the 1997-98 seasons.
- In that span, SU went 35-14 under then head coach Paul Pasqualoni. The Orangemen won the Gator Bowl and Liberty Bowl and fell to Kansas State in the 1997 Fiesta Bowl.
- Notable players under Addazio during his tenure in Syracuse include OT Mark Baniewicz, a two-time Academic All-American, 1999 All-BIG EAST honoree and Draddy Trophy finalist, and OG Scott Kiernan, a first-team All-Big East selection.
- Reggie Terry**, BC's Assistant Athletics Director, Football Operations & Player Personnel, was a linebacker at Syracuse from 1989-93. He was a part of the team's bowl victories in 1993 (Fiesta), 1992 (Hall of Fame), 1990 (Aloha) and 1989 (Peach). He went on to work in the SU Athletic Department from 1993-2007, working his way from graduate assistant to Associate AD, Football Operations.
- Senior TE **Louie Addazio** was a member of the Syracuse football team in 2011-12. He redshirted in 2011 and sat out the 2012 season due to injury. He transferred to BC in January of 2013.

CHESNUT HILL, Mass. - Boston College earned a 28-7 victory over Syracuse on Nov. 29.

The Eagles racked up 302 yards of offense while allowing just 128, the lowest total for a BC foe on the season.

Quarterback **Tyler Murphy** set a new ACC record for rushing yards by a quarterback with 1,079 yards on the season.

Murphy threw for 160 yards on 13-of-17 attempts with a touchdown.

With 12 carries on the day, running back **Jon Hilliman** broke the BC freshman record for attempts with 185 on the season.

Myles Willis opened the game with a 95-yard kickoff return for a touchdown to give the Eagles a 7-0 lead.

Syracuse evened the score with just under two minutes to play in the first quarter after the Eagles could not produce points on their following three drives. The six-play, 43-yard drive lasted 2:48 and was capped off

with a four-yard keeper by QB AJ Long.

Long was 7-for-18 on the day for 59 yards and two interceptions.

BC did not allow another score for the rest of the game.

The Eagles pulled back ahead with 1:10 to play in the first half. Murphy hit **Sherman Alston** with a 26-yard touchdown reception.

Syracuse started with the ball in the second half, but **Mike Strizak** picked

off Long's pass at the SU 31-yard line to give the Eagles the ball back. On second-and-goal Hilliman ran seven yards for the score to give BC a 21-7 lead with 12:14 to go in the third quarter.

Tyler Rouse put the Eagles up, 28-7, on a then-career-long 42-yard rushing touchdown with 8:43 left in the game. He led the BC backs with 61 yards on the day, carrying it nine times.



rb / tyler rouse

9 rushes | 59 yards

1 touchdown

Chestnut Hill, Mass. • Nov. 29, 2014



STATS SHOWDOWN

BOSTON COLLEGE

	RANK	VALUE
Total Offense	126	278.9
Rushing Offense	84	158.7
Passing Offense	124	120.2
Team Passing Efficiency	118	98.91
Scoring Offense	118	17.2
Total Defense	1	255.6
Rushing Defense	1	76.7
Passing Yards Allowed	13	178.9
Team Passing Efficiency Defense	11	106.42
Scoring Defense	5	14.8
Turnover Margin	T-42	0.36
3rd Down Conversion Pct	125	0.281
4th Down Conversion Pct	T-111	0.333
3rd Down Conversion Pct Defense	3	0.236
4th Down Conversion Pct Defense	T-2	0.200
Red Zone Offense	110	0.760
Red Zone Defense	7	0.704
Net Punting	21	39.78
Punt Returns	66	8.03
Kickoff Returns	25	24.04
First Downs Offense	126	165
First Downs Defense	2	149
Fewest Penalties Per Game	T-63	6.09
Fewest Penalty Yards Per Game	60	51.82
Time of Possession	52	30:46



AROUND THE



ATLANTIC

	ACC	Pct.	Overall	Pct.
Clemson	8-0	1.000	11-0	1.000
Florida State	6-2	.750	9-2	.818
Louisville	5-3	.625	6-5	.545
NC State	3-4	.429	7-4	.636
Syracuse	1-6	.143	3-8	.273
Wake Forest	1-6	.143	3-8	.273
Boston College	0-7	.000	3-8	.273

COASTAL

	ACC	Pct.	Overall	Pct.
North Carolina	7-0	1.000	10-1	.909
Pittsburgh	6-1	.857	8-3	.727
Miami	4-3	.571	7-4	.636
Duke	3-4	.429	6-5	.545
Virginia	3-4	.429	4-7	.364
Virginia Tech	3-4	.429	5-6	.455
Georgia Tech	1-7	.125	3-7	.273

LAST WEEK'S SCHEDULE

#1 Clemson def Wake Forest	Clemson, S.C.	33-13
#4 Notre Dame def Boston College	Boston, Mass.	19-16
#14 Florida State def Chattanooga	Tallahassee, Fla.	52-13
#17 North Carolina def Virginia Tech	Blacksburg, Va.	30-27 (OT)
NC State def Syracuse	Raleigh, N.C.	42-29
Miami def Georgia Tech	Miami Gardens, Fla.	38-21
Virginia def Duke	Charlottesville, Va.	42-34
Pittsburgh def Louisville	Pittsburgh, Pa.	45-34

THIS WEEK'S SCHEDULE

FRIDAY, NOVEMBER 27

Miami at Pittsburgh	ESPN2	Noon
---------------------	-------	------

SATURDAY, NOVEMBER 28

Georgia at Georgia Tech	ESPN2	Noon
Louisville at Kentucky	SEC Network	Noon
#1 Clemson at South Carolina	ESPN	Noon
Virginia Tech at Virginia	ESPNU	Noon
Boston College at Syracuse	ESPN3	12:30 p.m.
Duke at Wake Forest	ESPN3	12:30 p.m.
#17 North Carolina at NC State	ESPN2	3:30 p.m.
#14 Florida State at #8 Florida	ESPN	7:30 p.m.

	RANK	VALUE
Total Offense	117	327.1
Rushing Offense	76	163.9
Passing Offense	115	163.2
Team Passing Efficiency	87	123.28
Scoring Offense	75	27.9
Total Defense	110	456.6
Rushing Defense	79	177.5
Passing Yards Allowed	114	279.2
Team Passing Efficiency Defense	108	146.50
Scoring Defense	95	32.3
Turnover Margin	T-42	0.36
3rd Down Conversion Pct	112	0.338
4th Down Conversion Pct	10	0.733
3rd Down Conversion Pct Defense	71	0.392
4th Down Conversion Pct Defense	127	1.000
Red Zone Offense	T-14	0.917
Red Zone Defense	T-110	0.898
Net Punting	13	40.54
Punt Returns	5	16.94
Kickoff Returns	66	20.97
First Downs Offense	T-116	187
First Downs Defense	T-98	249
Fewest Penalties Per Game	32	5.27
Fewest Penalty Yards Per Game	37	47.45
Time of Possession	84	28:50

SYRACUSE

A Fixture on Top

- The Eagles have allowed 255.6 yards per game, which is first in the nation. They have maintained the No. 1 spot for 11 of the 12 weeks of the 2015 season.
- The Eagles have also allowed just 76.7 rushing yards per game and just five rushing touchdowns, both first in the country.
- The BC D has surrendered the fifth-fewest points: just 14.8 per game. It is tied for second for fewest total TDs allowed (17) as well.
- The Eagles gave up 34 points to No. 5 Clemson on Oct. 17, more than they had allowed through the first half of the season. In the first six games, opponents scored just 29 total points - only two touchdowns - when the defense was on the field.
- BC was the first FBS school to allow two or fewer TDs through the first six games since Wisconsin allowed two in 2004.
- Boston College holds 13 spots in the top three in defensive categories and 18 top-10 spots.
- According to Sport Source Analytics, BC is one of three schools - along with Vanderbilt and Michigan - that have given up fewer than 10 rushing and 10 passing touchdowns in 2015.

Defensive Fireworks at Fenway

- The Eagles squared off with Catholic school foe fourth-ranked Notre Dame at Fenway Park as part of the Shamrock Series on Nov. 21.
- The defense showed a national TV audience why it is No. 1 in the nation as BC came up just shy, falling, 19-16, for the fifth loss of three points or less in 2015.
- The Boston College defense recorded five turnovers (two forced fumbles, three interceptions), the most since notching five against Villanova on Aug. 31, 2013. Senior DB **Justin Simmons** led the way with three forced turnovers - a forced fumble and recovery and two interceptions. Junior DB **John Johnson** intercepted a pass in the end zone on the Irish's first drive and classmate LB **Matt Milano** forced and recovered a fumble in the second quarter.
- Three of the turnovers were in the red zone.
- The Eagles also did not allow a rushing touchdown. They have done that seven times this season.

Special Special Teams

- The Eagles' special teams coverage is improved under first-year coach **Coleman Hutzler**.
- BC has blocked three punts and returned one for a touchdown.
- Junior LB **Matt Milano** has blocked two punts, which is tied for sixth in the nation.
- Junior DB **John Johnson** blocked a punt in the second quarter at Louisville (Oct. 24) and freshman WR **Elijah Robinson** returned it 12 yards for his first career touchdown.
- The Eagles are one of 23 schools to have three blocked kicks in 2013, which is tied for 15th overall.



EAGLES NOTES

It's Always a Defensive Battle

- Boston College is not the only defensive juggernaut in the Atlantic Coast Conference.
- While the Eagles rank first in many defensive categories, three other ACC teams rank in the top 15 and five others the top 25.
- Boston College has played all of these defensive-minded foes.

ACC Tops in the Nation

Rank	School	Yds Allowed/Game
1	Boston College	255.6
5	Clemson	278.2
13	NC State	312.5
17	Louisville	326.4
20	Florida State	333.6
25	Pittsburgh	341.3

Leading the Eagles

- Each game, one offensive and one defensive senior is randomly chosen to be game captains from a select group of seniors.
- Seniors DL **Mehdi Abdesmad**, LB **Steven Daniels**, K/P **Alex Howell**, OLs **Dave Bowen** and OL **Harris Williams** are the captains for the final game at Syracuse.

2015 Game Captains

Game 1:	DL Mehdi Abdesmad & WR Bobby Swigert
Game 2:	DB Justin Simmons & TE Louie Addazio
Game 3:	DL Connor Wujciak & WR David Dudeck
Game 4:	LB Steven Daniels & OL Harris Williams
Game 5:	K/P Alex Howell & OL Dave Bowen
Game 6:	LB Steven Daniels & WR David Dudeck
Game 7:	DB Justin Simmons & OL Harris Williams
Game 8:	DL Connor Wujciak & TE Louie Addazio
Game 9:	K/P Alex Howell & WR David Dudeck
Game 10:	DL Mehdi Abdesmad & OL Dave Bowen
Game 11:	DB Justin Simmons, DL Connor Wujciak TE Louie Addazio & WR David Dudeck
Game 12:	DL Mehdi Abdesmad, LB Steven Daniels, P Alex Howell, OL Dave Bowen & OL Harris Williams

One for the Books

- Boston College defeated Howard, 76-0, on Sept. 12. The point total tied a school record for the second-most in a game with a 76-0 victory over Holy Cross on Nov. 26, 1949 and was two points shy of the school record of 78 set in a 78-0 win over St. Anselm on Sept. 20, 1941.
- The Eagles scored 41 points in the first quarter, which was just eight shy of the NCAA FBS record of 49 held by three teams.
- The Eagles scored 62 points in the first half, which is the most by any FBS team in the last 10 years.
- The shutout victory also was the first since 2009, when BC shutout Northeastern, 54-0, in Chestnut Hill on Sept. 5.
- The 11 yards and two first down were the fewest allowed in school history.

It's A Grind

- Boston College played 10 straight weeks of football before its bye.
- The Eagles tied for 13th for the most consecutive weeks of games with nine other schools. Colorado and Hawaii led the way with 13 straight weeks.

Eaglets

- 64 of 97 members of the Boston College football team are freshmen, redshirt freshmen or sophomores.
- There are only 16 seniors and one graduate student on the team.
- In that group of seniors, only four are skill positions (QB, RB, WR, TE), tying for 19th in the country with the fewest. UCF has the least with none. Six schools, including Pittsburgh, Syracuse and Wake Forest, have one.

Digging Deep

- Already a young team, the Eagles have used many first-players in the 2015 season as injuries forced head coach **Steve Addazio** to thrust new faces into the game.
- 35 first-time players have seen time for BC this season.
- That number is tied for fifth in the country with Colorado. Kansas and Florida State lead the way with 39.
- The Eagles are also tied for seventh in the nation for most freshmen played with 26. Sixteen true freshmen and 10 redshirt freshmen have seen time on the field. Rice leads the way with 31.

Some Experience Needed

- Boston College is tied for fifth in the Atlantic Coast Conference for number of graduated players on the roster with seven.
- Virginia leads the way with 12. Syracuse and Pittsburgh each have eight, while Georgia Tech also has seven graduates.

Getting Back on Track

- The Eagles have lost the last seven games, the longest losing streak under third-year head coach **Steve Addazio**.
- Under Addazio, BC had only lost two games in a row three times (once in 2014, twice in 2013).
- The last time BC dropped seven in a row when in 1978 when the Eagles lost all 11 games under **Ed Chlebek**.

Swigert Nominated for Courage Award

- Senior WR **Bobby Swigert** was the first weekly nominee for the 2015 Orange Bowl-FWAA Courage Award.
- He returned to the gridiron on Sept. 5 for the opener against Maine after missing two full seasons due to complications from a knee injury sustained against Notre Dame on Nov. 10, 2012. After tearing most of the ligaments in his knee, Swigert was continually sidelined with infections, undergoing 11 surgeries in all.
- The Louisville, Ohio, native made two catches for 16 yards, including an 11-yard grab in the end zone with 26 seconds left in the first half to break a 3-3 tie.



John Fodule | QB

464 yards | 1 TD

1st BC QB walk-on to start

38-for-73 | 52.1 pct.





EAGLES OFFENSE

Fadule Takes Flight

- Freshman QB **John Fadule** played in his first career game on Oct. 31 against Virginia Tech and recorded his first game against NC State on Nov. 7.
- The Wellesley, Mass., native is a walk-on and grew up just eight miles from The Heights.
- In his first appearance in the Maroon and Gold, Fadule tallied 143 passing yards and then bested his performance by throwing 257 yards against the Wolfpack - the most for a BC quarterback since Chase Rettig tallied 285 in the victory against Villanova on Aug. 31, 2013.
- In three games, the one-time scout QB has thrown for 464 yards on 38-for-73 passing with four interceptions. He recorded his first career touchdown on a three-yard pass to sophomore WR **Thadd Smith** in the loss to NC State.
- Fadule is believed to be the first freshman walk-on to play significant time in a Boston College game since World War II.
- Seven other schools have played a walk-on quarterback this season (Arizona, Fresno State, Kansas, Kansas State (2), USTA, Oregon and Syracuse).
- BC and Syracuse are the only two FBS schools to start a walk-on quarterback in 2015. SU's Zack Mahoney is a sophomore.

Keeping Up Under Center

- Four different quarterbacks have played and started for BC.
- Sophomore QB **Darius Wade** started the first three games before suffering a broken ankle against Florida State (Sept. 18), sidelining him for the rest of the season.
- Redshirt freshman **Troy Flutie** and true freshman **Jeff Smith** split time under center in three games with Flutie starting before head coach **Steve Addazio** announced that Smith would get the start and play the entire game at No. 5/6 Clemson (Oct. 17).
- Smith was the first true freshman to start at quarterback for BC since **Chase Rettig** (2010-13) did so against Notre Dame (Oct. 2) in 2010.
- Smith was injured at Louisville (Oct. 17) and Flutie started against Virginia Tech (Oct. 31) before freshman **John Fadule** took over midway through the first quarter.
- Fadule recorded his first career start against NC State (Nov. 7), becoming the first BC freshman walk-on quarterback to start since World War II.
- Smith and Fadule split time in the 19-16 to No. 5/4 Notre Dame (Nov. 21). Fadule threw for 64 yards on 7-for-16 passing and Smith was 5-of-6 with 100 rushing yards, including an 80-yard TD run that was the longest play from scrimmage for the Eagles since **Andre Williams** (2010-13) run for an 80-yard score at New Mexico State on Nov. 9, 2013. Smith also threw for a three-yard TD pass with less than a minute to play in the game. Neither QB turned the ball over.

Operation O-Line

- The biggest question coming in to the 2015 season was the young offensive line.
- Coming off the 2014 season in which BC boasted an O-Line of five graduates that combined for 134 career starts, the Eagles did not return a starter from last year.
- Senior OL **Harris Williams** leads the way after missing last

season with a broken ankle. After his 24 career starts, the next most experienced lineman is senior OL **Dave Bowen**, a converted blocking tight end, who has played in 37 games.

- The Eagles are one of two offensive lines in the country in which all five linemen did not start a game last season. (The other is Toledo, which also had five graduates on the line in 2014.)
- Head coach **Steve Addazio** chose to give his young linemen a go at Louisville (Oct. 24), starting freshman **Aaron Monteiro** and redshirt freshman **James Hendren** for the first time. Freshman **Chris Lindstrom** tallied his first start against Northern Illinois (Sept. 27).

Stacking Up Starters

- While four quarterbacks was not in the Eagles' preseason plans, many schools have also played four or more QBs in 2015.
- The only other team to start four different quarterbacks is Fresno State.

School	QBs Played	QBs Started
Kansas	5	3
East Carolina	4	2
Fresno State	4	4
Boston College	4	4
South Carolina	4	3
Syracuse	4	3
Tulane	4	3
Arizona	4	2
Boise State	4	2
BYU	4	2
Kansas State	4	2
Maryland	4	2
Southern Cal	4	1
TCU	4	2

Big Day for Big Gains

- The Eagles rushed for eight touchdowns in the 76-0 victory over Howard on Sept. 12. It was the first time the team ran for more than six since Sept. 25, 1993 vs. Temple when BC rushed for seven.
- The 483 total yards of offense in the win over the Bison was the most since racking up 549 against Maine on Sept. 20, 2014. BC tallied 500 yards of offensive five times in 2014.
- In the win over Howard, the Eagles scored a touchdown on each of their first six drives of the game.
- Boston College's 344 yards in first half were the most in a half since racking up 318 against Georgia Tech on Sept. 15, 2007.

Wade Suffers Season-Ending Injury

- Sophomore QB **Darius Wade** suffered a season-ending ankle injury in the fourth quarter of the third game of the season against No. 9/6 Florida State on Sept. 18.
- He was named the starter after spring practice was 21-for-42 with 232 passing yards, two touchdowns, an interception and 73 rushing yards when he was knocked out of the game.
- The Middletown, Del., native began his career completing his first six pass attempts in the win over Maine (Sept. 5) and he recorded his first career touchdown pass. He rushed for a career-high 38 rushing yards against FSU.

tyler rouse / RB

315 yards rushing

5 rushing TDs

4.1 yards per carry





EAGLES DEFENSE

Stopping 'Em in Their Tracks

- The BC defense has flexed its muscles through the first half of the season, allowing just 849 total rush yards, 14.8 points per game and only 13 touchdowns.
- The 11 yards the defense allowed against Howard (Sept. 12) was a school record.
- In back-to-back games, the BC defense surrendered seven rushing yards in the first two games of 2015. Before this season, the last time the Eagles allowed single-digit rushing yards was on Sept. 11, 2010, holding Kent State to four on 17 attempts in a 26-13 victory.
- No. 9/6 Florida State entered the game on Sept. 18 averaging 272.0 rushing yards per game, 538.5 total yards per game and 46.5 points per game. The BC D allowed just 98 rushing yards, 217 total yards - including 134 after giving up an 83-yard opening TD drive - and just seven offensive points, 14 total.
- Fourth-ranked Notre Dame (Nov. 21) entered the game at Fenway Park averaging 36.2 points per game and the BC defense allowed just 19 and only three in fourth quarter.
- BC is eighth in the country for long scrimmage plays allowed. The Eagles have allowed 110 plays of 10 or more yards, 39 over 20 yards, 18 over 30 yards, seven of 40-plus yards and nine plays over 50 yards.
- The Eagles caused five turnovers against the Irish, which was the most since racking up five against Villanova on Aug. 31, 2013.

It's All About the D

- The Eagles have held opponents to under 100 rushing yards 14 times in the last 24 games, including seven games in 2015.
- Clemson (Oct. 17) and Louisville (Oct. 24) recorded back-to-back games of over 100 rushing yards. The Cardinals (Nov. 8) and Florida State (Nov. 22) were the last teams to go back to back against the Eagles in 2014.
- BC has allowed the second-fewest 100-yard rushers - 22 - since 2005. Alabama is first with 16.
- Virginia Tech's Travon McMillian rushed for 105 yards on Oct. 31. He was the first 100-yard rusher against BC since Colorado State's Dee Hart rushed for 117 on Sept. 27, 2014.
- The Eagles are first in the nation, allowing 255.6 yards per game, and lead the country with just 76.7 rushing yards per game. Opponents are averaging just 2.27 yards per carry against BC, which is also first among all FBS teams.
- The 178.9 passing yards allowed per game is 13th, the 13.5 first downs per game is second and the 14.8 points per game is fifth.

Can't Even Get Started

- In 2015, Boston College is one of the best teams in the nation at forcing three-and-outs.
- BC averages 5.36 three-and-outs per game, fifth nationally.
- Clemson lead the way with 6.45 per game.
- 59 of the BC's opponents 138 drives have resulted in three-and-outs, which is 42.8 percent and the second-best in the nation.
- The Eagles are third for overall third downs, allowing just 38 and for a 23.6 percent conversion rate.

They Are Called Rushmen

- BC is first in the nation with 106 tackles for loss and are second with 433 yards lost.
- With 10 tackles for a loss against NC State (Nov. 7), BC ranked up its eighth double-digit TFL total since the start of 2014 and its fifth in 2015.
- The Eagles recorded 16 tackles for loss at Louisville (Oct. 17), the most since racking up 16 against ninth-ranked USC on Sept. 13, 2014.
- The Eagles also notched seven sacks for a loss of 62 yards in the loss to the Cardinals. The total was the second most in program history. BC recorded eight sacks three different times in school history, most recently in 2005 against NC State.
- Ten Eagles have combined for at least one sack. Junior LB **Matt Milano** leads the way with 6.5 sacks for a loss of 45 yards.
- Senior LB **Steven Daniels** leads the team with 16 tackles for a loss of 73 yards and recorded a career-high four TFLs at Louisville. He is tied for 14th in the nation and tied for 15th with 1.46 TFL per game.

Marked Improvement

- Since the arrival of defensive coordinator **Don Brown** and defensive line coach **Ben Albert**, the Eagles have vastly improved their numbers of sacks and tackles for loss.
- In 2012, BC recorded six sacks (last in the nation) and 45 tackles for a loss of 147 yards. In just one year, the number jumped to 36 sacks and 88 tackles for a loss of 371 yards in 2013 and last year, BC recorded 33 sacks and 89 tackles for a loss of 351 yards.
- So far this year, BC has 31 sacks for a loss of 248 yards.

Eagles Honored

- Four BC defenders have been honored by the ACC in 2015.
- Senior DB **Justin Simmons** was just awarded the Defensive Back of the Week after the three-point loss to No. 5/4 Notre Dame (Nov. 21).
- Simmons caused three turnovers at Fenway Park, forcing and recovering a fumble in the first quarter and nabbing interceptions at the BC 31-yard line and at the BC three-yard line. He tied for the team lead with eight tackles in the contest.
- Sophomore LB **Connor Strachan** earned Linebacker of the Week honors (Sept. 28), while sophomore DL **Harold Landry** (Sept. 21) and senior DL **Mehdi Abdesmad** (Sept. 8) earned ACC Defensive Lineman of the Week.
- Strachan led the Eagles in tackles with a career-high nine in the victory over Northern Illinois (Sept. 26), logged seven solo stops and tallied career highs with one sack for a loss of nine yards and 2.5 tackles for a loss of 11 yards.
- Abdesmad took home the award after returning to the gridiron after missing much of the previous two seasons with a knee injury. He recorded 1.5 sacks for a loss of nine yards, 2.5 tackles for a loss of 14 yards and finished the day with four tackles, including three solo stops. He helped lead the defense to allow just seven rushing yards and 91 total yards in the victory over Maine (Sept. 5).
- Landry logged a career-high 11 tackles, including seven solo stops and a career-high 4.5 tackles for a loss of 27 yards, in the loss to No. 9/6 Florida State (Sept. 18). He also recorded 1.5 sacks for a loss of 18 yards.





EAGLE SPECIAL TEAMS

Perfectly Good Punting

- Senior K/P **Alex Howell** resumed his punting duties from a year ago, in which he excelled. A right quad strain after the Florida State game (Sept. 18) has limited his ability to fulfill all his kicking duties.
- He set BC's single-season punts record (85) in 2015 and now ranks fourth in career record books with a 42.0 yards per punt average.
- Howell has averaged 41.6 yards this season (ninth in the ACC) with 22 fair catches, 13 longer than 50 yards and 27 inside the 20.
- He is second in the nation for punts, punt yards (3,534), punts per game (7.7) and yards per game (321.3).
- He averaged 47.9 yards per punt in a field-position battle vs. No. 9/6 Florida State (Sept. 18) and three of his punts were over 50 yards.
- At No. 5/6 Clemson (Oct. 17), Howell logged 10 punts and 452 yards. He booted two over 50 yards, including a season-long 58-yarder and he put one down at the two-yard line from the Tigers' 33-yard line. He earned the Ray Guy Award Player of the Week honors for his performance in Death Valley.
- At Louisville (Oct. 24), he set career highs with 12 punts and 507 total yards. That tied a BC school record for punts in a game as **John Cooper** (1978-81) notched 12 on Oct. 4, 1980 in a loss to Navy.

Welcome Mr. Walker

- Freshman **Michael Walker** came to The Heights as a defensive back, but the BC coaches moved him to wide receiver before the first game of the season.
- He caught his first pass for nine yards in the victory against Howard (Sept. 12)
- He has since added kickoff returner to his repertoire. He leads the team with 20 returns for 553 yards, averaging 27.6 yards per game, fourth in the ACC.
- He notched a career-long, 67-yard return against No. 5/4 Notre Dame (Nov. 21), which was the longest of the season for the Eagles.

Matt on the Block

- Junior LB **Matt Milano** blocked his first career punt in the Eagles' victory over Howard on Sept. 12. He then did it against in the victory over Northern Illinois on Sept. 26.
- They marked the first time a BC player blocked a punt since **Manuel Asprilla** did so at Maryland on Nov. 23, 2013.
- Milano is one of 16 players in the FBS to record two blocked kicks or punts in 2015. Five players have three.

Still Questions in the Kicking Game

- Kicking field goals and extra points was a rocky road for the Eagles in 2014. Heading into the year, BC had to replace four-year veteran **Nate Freese**, who connected on 70-of-81 field goal attempts in 50 career games and set a school record for field goals and points (324).
- Senior **Alex Howell** was the lone man on kicking duty against Maine on Sept. 5. He went 1-for-2 on field goal attempts, making a 31-yarder and missing a 35-yard attempt. He was 3-for-3 on extra-point attempts.
- In the victory against Howard (Sept 12), Howell went 5-for-5 on extra-point attempts.
- Sophomore **Mike Knoll** was 4-for-4 on point-after attempts and averaged 63.3 yards on three kickoffs.
- Freshman **Colton Lichtenberg** helped out with the kicking duties in the victory against Northern Illinois (Sept. 26). He connected on his first career attempt, logging a 25-yarder in the fourth quarter, which turned out to be difference maker. He also kicked off three times, averaging 56.0 yards per kick and went 2-for-2 on extra points.
- Lichtenberg missed his only attempt at Duke (Oct. 3), a 45-yarder with 3:35 left in the game that would have put the Eagles ahead. He did make his lone extra-point attempt and recorded two kickoffs for 101 yards. In the loss to Wake Forest (Oct. 10), Lichtenberg was 0-for-2 on field-goal attempts, hitting the upfront from 31 yards and missing from 26 yards with 2:17 to play in the third quarter with BC down, 3-0.
- The freshman hit a 43-yard field goal for the Eagles' first points of the night in BC's opening drive of the second half in the 19-16 loss to No. 5/4 Notre Dame at Fenway Park (Nov. 21). He was 1-for-1 on extra-point attempts.
- Knoll was successful on a 21-yard field goal attempt to end the first half at No. 5/6 Clemson (Oct. 17) and bring BC within seven. He was also 2-for-2 in extra-point attempts in the contest. He was successful on both extra-point attempts at Louisville (Oct. 24). In the loss to Virginia Tech (Oct. 31), Knoll missed a 43-yard attempt and made a 29-yarder.



alex howell | K/P

41.6 yds per punt

27 inside the 20

13 over 50 yards





Kavalec Honored for Academics

- Junior DE **Kevin Kavalec** earned a spot on the College Sports Information Directors of America (CoSIDA) Academic All-District First Team.
- The Middleburg Heights, Ohio, native has logged 18 tackles as part of the top defense in the nation and seven tackles for a loss of 21 yards as BC leads the country in TFLs as well.
- He has earned the Athletics Director's Award for Academic Achievement twice and was named to the ACC Academic Honor Roll in 2014.
- To be nominated for CoSIDA All-Academic Teams, a student-athlete must be a starter or important reserve with at least a 3.30 cumulative grade-point average. Members of the Academic All-District First-Team advance to the Academic All-America Team ballot, where first-, second- and third-team All-America honorees.

Simmons Named McGillis Scholarship Recipient

- Senior DB **Justin Simmons** was named the recipient of the Jay McGillis Memorial Scholarship.
- The award has been given annually to a BC defensive back who best exemplifies the personal qualities of team dedication and leadership by example, an extraordinary competitive spirit, and personal concern for family friends and teammates. McGillis, a starting defensive back for Boston College, passed away from Leukemia in 1992. The Eagles' spring game is played in his honor each year.

Allen Exemplifies "Ever to Excel"

- Freshman DE **Zach Allen** was one of five student-athletes to earn the NFF National High School Scholar-Athlete Award by the National Football Foundation & College Hall of Fame.
- Criteria for the award includes but are not limited to academic achievement, athletic accolades and community involvement.
- Allen was a three-year letter winner as an outside linebacker, defensive end and tight end at New Canaan High School. He was named Connecticut Gatorade Player of the Year and the New Haven Register's Player of the Year in his senior season. He also collected First-Team All-Tri-State honors and was named to all-state by Walter Camp and USA Today. He is New Canaan's leader in career and single-season sacks and helped the Rams to Class L State Championships in 2013 and 2014.

Celebrating 10 Years in the ACC

- During the BC game against Florida State on Sept. 18, former coach **Tom O'Brien** and members of the 2005 team were honored on the field at Alumni Stadium to mark the 10-year anniversary of Boston College in the Atlantic Coast Conference.
- BC played Florida State in its first-ever ACC football game on Sept. 17, 2005. The Eagles lost, 28-17.
- The Eagles are 42-39 in the conference with the most wins coming in 2007 when they went 6-2.
- BC went to back-to-back ACC Championship games in 2007 and 2008, falling to Virginia Tech both times.

Former Boston College offensive lineman **Dan Koppen** was named to the 2015 Class of Atlantic Coast Conference Legends. Along with 13 other members, the two-time Super Bowl champion will be honored at the ACC Night of Legends on Dec. 4 in Charlotte, N.C.

Koppen (1998-02) made his mark as the center on Boston College's strong offensive lines before moving on to start on four Super Bowl teams with the New England Patriots. He was a three-year starter for the Eagles and head coach Tom O'Brien. The Whitehall, Pa., native earned all-conference honors each of his final three collegiate seasons and helped pave the way for BC attacks that featured a 1,000-yard rusher each year. He was named to the 2001 Rimington Trophy watch list as a junior and was a 2002 finalist for the award, presented annually to the top center in college football. Koppen played on teams that posted four winning seasons and won three bowl games.

Koppen went on to a 10-year NFL career highlighted by two Super Bowl titles with the New England Patriots and a 2007 Pro Bowl selection. He currently coaches high school football.

BC ACC Legends:

2005: DT Mike Ruth
2006: QB Doug Flutie
2007: TE Pete Mitchell
2008: LB Steve DeOssie
2009: DB Mike Mayock
2010: DB Tony Thurman
2011: LB Steven Boyd
2012: OL Bob Hyland
2013: RB Mike Cloud
2014: OL Chris Snee
2015: OL Dan Koppen

Like Father Like Son

- Senior TE **Louie Addazio** is one of seven players who currently plays for his father, the head coach.
- The younger Addazio transferred to Boston College for the 2013 after **Steve Addazio** accepted the head coaching job.
- The other schools include: Colorado, Iowa, Iowa State, Massachusetts, Middle Tennessee and Utah.

Pack Your Bags for Dublin

- Boston College will host Georgia Tech in Dublin's Aviva Stadium on Saturday, Sept. 3 in the Aer Lingus College Football Classic to open the 2016 season. The game will be televised on ESPN2.
- It will be the third time in six years an American college football game will take place in Ireland and the second BC will play on the Emerald Isle.
- In 1988, the Eagles defeated Army, 38-24, in front of 45,000 fans in the old Lansdowne Road Stadium in the Emerald Isle Classic. It was the first American football game played in Europe.

Join Coach Addazio for the BC Football Radio Show

- Head coach **Steve Addazio** joins Eagles' play-by-play announcer Jon Meterparel for a weekly radio show for the 2015 season.
- The Boston College Football Radio will air on ESPN WEEI 850 AM and on tunein.com every Monday from 7 to 8 p.m.
- Fans can also join the coach at the live airing at The Stockyard restaurant in Brighton, Mass.

Eagles in the BC Hall

- Former BC football players **Doug Brzezinski** and **Damien Woody** are two of the eight former student-athletes inducted into the BC Varsity Club Hall of Fame on Oct. 9, 2015.
- Brzezinski started 46 games on the offensive line for the Eagles. He was a two-time All-Big East first-team honoree, was a team captain and earned the Thomas F. Scanlon Award as the team's top scholar-athlete. Brzezinski was drafted in the third round of the 1999 NFL Draft by the Philadelphia Eagles. He played in 73 games in the NFL.
- Woody was another success story of the much-heralded offensive line tradition at Boston College. He earned All-Big East second team honors and was the 17th overall selection by the New England Patriots in the first round of the 1999 NFL Draft. He is currently an NFL analyst for ESPN.





DEPTH CHART

OFFENSE

LT	67	Aaron Monteiro	6-7	336	Fr.
	73	Sam Schmal	6-6	294	R-Fr.
LG	64	Harris Williams	6-3	296	Sr.
	72	Jim Cashman	6-7	302	Jr.
C	77	Jon Baker	6-3	293	So.
	50	Frank Taylor	6-3	289	Jr.
RG	75	Chris Lindstrom	6-4	260	Fr.
	69	Austin Stevens	6-3	270	R-Fr.
RT	74	Dave Bowen	6-7	289	Sr.
	58	James Hendren	6-7	293	R-Fr.
Y	81	Louie Addazio	6-3	252	Sr.
	89	Tommy Sweeney	6-5	246	R-Fr.
	84	Jake Burt	6-5	230	Fr.
QB	14	John Fadule	6-1	215	Fr.
	5	Jeff Smith	6-1	182	Fr.
	16	Troy Flutie	6-0	182	R-Fr.
RB	23	Myles Willis	5-9	194	Jr.
or	35	Tyler Rouse	5-8	194	Jr.
	38	Richard Wilson	5-10	224	R-Fr.
FB	36	Bobby Wolford	6-2	248	Jr.
	38	Richard Wilson	5-10	224	R-Fr.
WR	18	Thadd Smith	5-9	175	So.
	83	Charlie Callinan	6-4	220	So.
or	1	Elijah Robinson	6-2	185	Fr.
WR	37	Michael Walker	6-0	195	Fr.
	6	Sherman Alston	5-6	163	So.
WR	26	David Dudeck	5-11	194	Sr.
	80	Drew Barksdale	5-11	195	So.

SPECIALISTS

KO	99	Colton Lichtenberg	5-10	175	Fr.
	42	Alex Howell	6-5	214	Sr.
FG	99	Colton Lichtenberg	5-10	175	Fr.
	98	Mike Knoll	6-0	207	So.
P	42	Alex Howell	6-5	214	Sr.
	98	Mike Knoll	6-0	207	So.
LS	53	Leonard Skubal	5-10	193	Jr.
	46	Jimmy Martin	5-11	220	Fr.
H	42	Alex Howell	6-5	214	Sr.
PR	18	Thadd Smith	5-9	175	So.
	6	Sherman Alston	5-6	163	So.
KR	37	Michael Walker	6-0	195	Fr.

DEFENSE

DE	8	Harold Landry	6-3	245	So.
or	45	Mehdi Abdesmad	6-7	286	Sr.
	2	Zach Allen	6-5	265	Fr.
T	97	Truman Gutapfel	6-3	281	Jr.
	96	Ray Smith	6-1	264	Fr.
N	90	Connor Wujciak	6-3	304	Sr.
	99	Evan Kelly	6-1	285	Gr.
DE	93	Kevin Kavalec	6-2	256	So.
or	45	Mehdi Abdesmad	6-7	286	Sr.
	87	Malachi Moore	6-4	274	Jr.
or	11	Wyatt Ray	6-3	230	Fr.
SLB	28	Matt Milano	6-1	218	Jr.
	49	Kevin Bletzer	6-2	217	R-Fr.
	43	Sherriff Grice	6-1	201	Fr.
MLB	52	Steven Daniels	6-0	243	Sr.
	13	Connor Strachan	6-2	230	So.
WLB	44	Ty Schwab	6-4	222	So.
	30	Mike Strizak	6-2	239	Jr.
LC	20	Isaac Yiadom	6-1	184	So.
	15	Taj-Amir Torres	5-10	170	Fr.
SS	9	John Johnson	6-0	198	Jr.
	41	William Harris	6-2	193	Fr.
FS	27	Justin Simmons	6-3	198	Sr.
	29	Atem Ntantang	5-11	193	So.
RC	14	Gabriel McClary	6-3	204	So.
	15	Taj-Amir Torres	5-10	170	Fr.



PRONUNCIATIONS

Abdesmad, Mehdi	Ab-des-MAHD, Meh-DEE
Croteau, Cameron	CREW-toe
El Attrach, Mehdi	ah-TRACK, Meh-DEE
Fadule, John	Fah-DUEL
Giacone, Mike	GEE-uh-CONE
Gowins, Jordan	GOW-ins
Gutapfel, Truman	GOOD-apple
Karafa, Tanner	CAR-ah-FA
Kavalec, Kevin	CAV-uh-lick
Knopfke, Wyatt	KEN-off-KEY
Lichtenberg, Colton	LICK-tin-burg
Monteiro, Aaron	Mon-TEAR-oh
Moore, Malachi	MAL-a-KAI
Nosovitch, Brendan	NOS-a-vitch
Ntantang, Atem	NEH-tan-TANG, AH-tem
Palazzolo, Anthony	PAL-on-ZOLO
Rouse, Tyler	Rhymes with "House"
Skubal, Leonard	SKOO-bull
Strachan, Connor	Struh-HAN
Strizak, Mike	STREE-zack
Swigert, Bobby	SWHY-gert
Vitiello, Joseph	Vit-EE-el-oh
Wolford, Bobby	WHOA-ford
Wujciak, Connor	Woe-JACK
Yiadom, Isaac	Yuh-EYE-dum



ALPHABETICAL

No.	Name	Cl.	Pos.	Ht.	Wt.
* 45	Mehdi Abdesmad	Sr.	DL	6-7	286
** 81	Louie Addazio	Sr.	TE	6-3	252
2	Zach Allen	Fr.	DE	6-5	265
* 6	Sherman Alston	So.	WR	5-6	163
77	Jon Baker	So.	OL	6-3	293
80	Drew Barksdale	So.	WR	5-11	198
49	Kevin Bletzer	R-Fr.	LB	6-2	217
82	Nolan Borgersen	Fr.	WR	5-11	200
74	Dave Bowen	Sr.	OL	6-7	289
39	Sean Burke	Sr.	FB	5-11	237
84	Jake Burt	Fr.	TE	6-5	230
* 83	Charlie Callinan	So.	WR	6-4	220
51	Colton Cardinal	Fr.	LB	6-3	230
41	A.J. Caruso	Sr.	FB	6-1	234
* 72	Jim Cashman	Jr.	OL	6-7	302
87	Austin Chapman	So.	TE	6-3	232
92	Kevin Cohee	R-Fr.	DL	6-2	257
65	Ryan Conte	R-Fr.	OL	6-4	286
57	Jack Cottrell	So.	DL	6-4	247
49	Cameron Croteau	Jr.	TE	6-4	243
*** 52	Steven Daniels	Sr.	LB	6-0	243
21	Lukas Denis	Fr.	DB	5-11	170
*** 26	David Dudeck	Sr.	WR	5-11	194
25	Mehdi El Attrach	Fr.	DB	6-1	185
14	John Fadule	Fr.	QB	6-1	215
56	Michael Fischer	Sr.	LS	6-0	221
16	Troy Flutie	R-Fr.	QB	6-0	182
42	E.J. Fortenberry	Jr.	DB	5-9	166
86	Chris Garrison	Fr.	WR	6-4	215
** 88	Mike Giacone	Sr.	TE	6-5	254
19	Ben Glines	Fr.	ATH	6-2	205
34	Jordan Gowins	Fr.	RB	5-11	212
43	Sharrieff Grice	Fr.	LB	6-1	201
** 97	Truman Gutapfel	Jr.	DT	6-3	281
41	William Harris	Fr.	DB	6-2	193
58	James Hendren	R-Fr.	OL	6-7	293
58	Grady Higgins	Fr.	LB	6-2	215
* 32	Jon Hilliman	So.	RB	6-0	224
* 42	Alex Howell	Sr.	K/P	6-5	214
* 3	Harrison Jackson	Jr.	WR	6-2	207
** 9	John Johnson	Jr.	DB	6-0	198
16	Davon Jones	Fr.	DB	5-10	190
* 33	Tim Joy	Jr.	LB	6-1	223
48	Tanner Karafa	Fr.	LB	6-3	248
** 93	Kevin Kavalec	Jr.	DE	6-2	253
99	Evan Kelly	Gr.	DL	6-1	285
98	Jack Kenny	So.	DL	6-3	257
98	Mike Knoll	So.	K/P	6-0	207
55	Wyatt Knopfke	Fr.	OL	6-4	285
* 8	Harold Landry	So.	OL	6-3	245
99	Colton Lichtenberg	Fr.	K	5-10	175
75	Chris Lindstrom	Fr.	OL	6-4	260
46	Jimmy Martin	Fr.	LB	5-11	220
* 14	Gabriel McClary	So.	DB	6-3	204
94	Noa Merritt	So.	DL	6-0	268
** 28	Matt Milano	Jr.	LB	6-1	218
67	Aaron Monteiro	Fr.	OL	6-7	336
* 5	Kamrin Moore	So.	DB	5-11	192
* 87	Malachi Moore	Jr.	DE	6-7	273
24	Brendan Nosovitch	Jr.	TE	6-2	225
29	Atem Ntantang	So.	DB	5-11	193
* 7	Marcus Outlow	So.	RB	5-10	203
66	Anthony Palazzolo	Fr.	OL	6-6	315
85	Chase Pankey	Fr.	WR	6-1	179
70	John Phillips	Fr.	OL	6-6	295
11	Wyatt Ray	Fr.	DE	6-3	230
* 54	Joel Rich	So.	OL	6-3	282
1	Elijah Robinson	Fr.	WR	6-2	185
* 35	Tyler Rouse	Jr.	RB	5-8	194
73	Sam Schmal	R-Fr.	OL	6-6	294
44	Ty Schwab	So.	LB	6-1	222
47	Cameron Seward	R-Fr.	DB	6-0	223
*** 27	Justin Simmons	Sr.	DB	6-3	201
* 53	Leonard Skubal	Jr.	LS	5-10	193
5	Jeff Smith	Fr.	QB	6-1	182
96	Ray Smith	Fr.	DT	6-1	264
18	Thadd Smith	So.	WR	5-9	175
69	Austin Stevens	R-Fr.	OL	6-3	270
* 13	Connor Strachan	So.	LB	6-2	230
** 30	Mike Strizak	Jr.	LB	6-2	239
89	Tommy Sweeney	Fr.	TE	6-5	246
*** 10	Bobby Swigert	Sr.	WR	6-0	199
* 50	Frank Taylor	Jr.	C	6-3	289
15	Taj-Amir Torres	Fr.	DB	5-10	170
91	Joseph Vitiello	R-Fr.	DL	6-4	262
4	Darius Wade	So.	QB	6-0	204
37	Michael Walker	Fr.	WR	6-0	195
48	Jake Wilhelm	Sr.	K	5-8	152
*** 64	Harris Williams	Sr.	OL	6-3	296
** 23	Myles Willis	Jr.	RB	5-9	194
38	Richard Wilson	R-Fr.	FB	5-10	224
** 36	Bobby Wolford	Sr.	FB	6-2	248
*** 90	Connor Wujciak	Sr.	OL	6-3	300
* 20	Isaac Yadom	So.	DB	6-1	184
56	Mark Zavri	Fr.	LB	6-0	210

NUMERICAL

No.	Name	Cl.	Pos.	Ht.	Wt.	Previous School/Hometown
1	Elijah Robinson	Fr.	WR	6-2	185	Montclair/Montclair, N.J.
2	Zach Allen	Fr.	DE	6-5	265	New Canaan/New Canaan, Conn.
* 3	Harrison Jackson	Jr.	WR	6-2	207	Loudoun Valley/Round Hill, Va.
4	Darius Wade	So.	QB	6-0	204	Middletown/Middletown, Del.
* 5	Kamrin Moore	So.	DB	5-11	192	Bishop Denis J. O'Connell/District Heights, Md.
5	Jeff Smith	Fr.	QB	6-1	182	Central Catholic/St. Petersburg, Fla.
* 6	Sherman Alston	So.	WR	5-6	163	Saint Joseph (N.J.)/Harlem, N.Y.
* 7	Marcus Outlow	So.	RB	5-10	203	Norwich Free Acad./Norwich, Conn.
* 8	Harold Landry	So.	DL	6-3	245	Pine Forest/Fayetteville, N.C.
** 9	John Johnson	Jr.	DB	6-0	198	Northwestern/West Hyattsville, Md.
*** 10	Bobby Swigert	Sr.	WR	6-0	199	Louisville/Louisville, Ohio
11	Wyatt Ray	Fr.	DE	6-3	230	St. Thomas Aquinas/Boca Raton, Fla.
* 13	Connor Strachan	So.	LB	6-2	230	St. Sebastian's/Wellesley, Mass.
14	John Fadule	Fr.	QB	6-1	215	Wellesley/Wellesley, Mass.
* 14	Gabriel McClary	So.	DB	6-3	204	Winter Park/Orlando, Fla.
15	Taj-Amir Torres	Fr.	DB	5-10	170	Amherst-Pelham Regional/Amherst, Mass.
16	Troy Flutie	R-Fr.	QB	6-0	182	Natick/Natick, Mass.
16	Davon Jones	Fr.	DB	5-10	190	St. John's (Shrewsbury)/Worcester, Mass.
18	Thadd Smith	So.	WR	5-9	175	Cardinal O'Hara/Yeadon, Pa.
19	Ben Glines	Fr.	ATH	6-2	205	St. Xavier/Cincinnati, Ohio
* 20	Isaac Yadom	So.	DB	6-1	184	Doherty Memorial/Worcester, Mass.
21	Lukas Denis	Fr.	DB	5-11	170	Everett/Everett, Mass.
** 23	Myles Willis	Jr.	RB	5-9	194	Marist School/Conyers, Ga.
24	Brendan Nosovitch	Jr.	TE	6-2	225	University of South Carolina/Allentown, Pa.
25	Mehdi El Attrach	Fr.	DB	6-1	185	Lake Nona/Orlando, Fla.
*** 26	David Dudeck	Sr.	WR	5-11	194	The Hun School/Hamilton, N.J.
*** 27	Justin Simmons	Sr.	DB	6-3	201	Martin County/Stuart, Fla.
** 28	Matt Milano	Jr.	LB	6-1	218	Dr. Phillips/Orlando, Fla.
29	Atem Ntantang	So.	DB	5-11	193	Woodgrove/Purcellville, Va.
* 30	Mike Strizak	Jr.	LB	6-2	239	Don Bosco Prep/Fair Lawn, N.J.
* 32	Jon Hilliman	So.	RB	6-0	224	Saint Peter's Prep/Plainfield, N.J.
* 33	Tim Joy	Jr.	LB	6-1	223	Chelmsford/Chelmsford, Mass.
34	Jordan Gowins	Fr.	RB	5-11	212	St. Anthony's/Bellport, N.Y.
* 35	Tyler Rouse	Jr.	RB	5-8	194	Baker/Baldwinsville, N.Y.
** 36	Bobby Wolford	Sr.	FB	6-2	248	Bishop Kenny/Jacksonville, Fla.
37	Michael Walker	Fr.	WR	6-0	195	Naples/Naples, Fla.
38	Richard Wilson	R-Fr.	FB	5-10	224	Detroit Country Day/Southfield, Mich.
39	Sean Burke	Fr.	FB	5-11	237	LaSalle College/Lansdale, Pa.
41	William Harris	Sr.	DB	6-2	193	Choate Rosemary/Suwanee, Ga.
41	A.J. Caruso	Sr.	FB	6-1	234	Ocean Township/West Allenhurst, N.J.
42	E.J. Fortenberry	Jr.	DB	5-9	166	Crossroads/Santa Monica, Calif.
* 42	Alex Howell	Sr.	K/P	6-5	214	West Florence/Florence, S.C.
43	Sharrieff Grice	Fr.	LB	6-1	201	Kingswood Oxford/Naugatuck, Conn.
44	Ty Schwab	So.	LB	6-1	222	Merritt Island/Merritt Island, Fla.
* 45	Mehdi Abdesmad	Sr.	DL	6-7	286	Cegep du Vieux-Montreal/Montreal, Quebec
46	Jimmy Martin	Fr.	LB	5-11	220	Orangewood Christian/Winter Park, Fla.
47	Cameron Seward	R-Fr.	DB	6-0	223	Westminster Schools/Dunwoody, Ga.
48	Tanner Karafa	Fr.	LB	6-3	240	Stone Bridge/Ashburn, Va.
48	Jake Wilhelm	Sr.	K	5-8	152	St. Edward/Amherst, Ohio
49	Kevin Bletzer	R-Fr.	LB	6-2	217	Catholic Memorial/West Roxbury, Mass.
49	Cameron Croteau	Jr.	TE	6-4	243	Marin Catholic/Novato, Calif.
* 50	Frank Taylor	Jr.	C	6-3	289	Archbishop Wood/Warrington, Pa.
51	Colton Cardinal	Fr.	LB	6-3	230	Franklin/Franklin, Mass.
*** 52	Steven Daniels	Sr.	LB	6-0	243	Worcester Academy/Cincinnati, Ohio
* 53	Leonard Skubal	Jr.	LS	5-10	193	St. Thomas Aquinas/Deerfield Beach, Fla.
* 54	Joel Rich	So.	OL	6-3	282	St. Thomas Aquinas/Paris, Ohio
55	Wyatt Knopfke	Fr.	OL	6-4	285	St. Stephen's Episcopal/Bradenton, Fla.
56	Michael Fischer	Sr.	LS	6-0	221	St. Sebastian's/Wellesley, Mass.
56	Mark Zavri	Fr.	LB	6-0	210	Cornell University/Andover, Mass.
57	Jack Cottrell	So.	OL	6-4	247	Eden Prairie/Eden Prairie, Minn.
58	James Hendren	R-Fr.	OL	6-7	293	Dexter School/Medfield, Mass.
58	Grady Higgins	Jr.	LB	6-2	215	Santa Margarita Catholic/Cota de Caza, Calif.
*** 64	Harris Williams	Sr.	OL	6-3	296	Proctor Academy/Lynn, Mass.
65	Ryan Conte	R-Fr.	OL	6-4	286	Phillips Exeter/Somerville, Mass.
66	Anthony Palazzolo	Fr.	OL	6-6	315	Fairfield College Prep/Fairfield, Conn.
67	Aaron Monteiro	Fr.	OL	6-7	336	Brockton/Brockton, Mass.
69	Austin Stevens	R-Fr.	OL	6-3	270	Montclair/Montclair, N.J.
70	John Phillips	Fr.	OL	6-6	295	Christian Brothers Acad./Phoenix, N.Y.
* 72	Jim Cashman	Jr.	OL	6-7	302	Haddonfield Memorial/Haddonfield, N.J.
73	Sam Schmal	R-Fr.	OL	6-6	294	Westminster Schools/Atlanta, Ga.
74	Dave Bowen	Sr.	OL	6-7	289	Radnor/Villanova, Pa.
75	Chris Lindstrom	Fr.	OL	6-4	260	Shepherd Hill/Dudley, Mass.
77	Jon Baker	So.	OL	6-3	293	Millis/Millis, Mass.
80	Drew Barksdale	So.	WR	5-11	198	Solon/Solon, Ohio
** 81	Louie Addazio	Sr.	TE	6-3	252	Syracuse Univ./Gainesville, Fla.
82	Nolan Borgersen	Fr.	WR	5-11	200	Westwood Regional/Westwood, N.J.
* 83	Charlie Callinan	So.	WR	6-4	220	Saint Peter's Prep/Westfield, N.J.
84	Jake Burt	Fr.	TE	6-5	230	St. John's Prep (Danvers)/Lynnfield, Mass.
85	Chase Pankey	Fr.	WR	6-1	179	Archbishop Moeller/Cincinnati, Ohio
86	Chris Garrison	Fr.	WR	6-4	215	Lawrence Academy/Goffstown, N.H.
87	Austin Chapman	So.	TE	6-3	232	Westminster Schools/Atlanta, Ga.
* 87	Malachi Moore	Jr.	DE	6-7	273	Pope John XXIII/Hackettstown, N.J.
** 88	Mike Giacone	Sr.	TE	6-5	254	Saint Peter's Prep/Westfield, N.J.
89	Tommy Sweeney	R-Fr.	TE	6-5	246	Don Bosco Prep/Ramsey, N.J.
*** 90	Connor Wujciak	Sr.	DL	6-3	300	Seton Hall Prep/West Caldwell, N.J.
91	Joseph Vitiello	R-Fr.	DL	6-4	262	Immaculata/Bridgewater, N.J.
92	Kevin Cohee	R-Fr.	DL	6-2	257	Roxbury Latin/Chestnut Hill, Mass.
** 93	Kevin Kavalec	Jr.	DE	6-2	253	Saint Ignatius/Middleburg Heights, Ohio
94	Noa Merritt	So.	DL	6-0	268	Pope John XXIII/Sparta, N.J.
96	Ray Smith	Fr.	DT	6-1	264	Cathedral Catholic/Carlsbad, Calif.
** 97	Truman Gutapfel	Jr.	DT	6-3	281	Harrison/Harrison, Ohio
98	Mike Knoll	So.	K/P	6-0	207	Walsh Jesuit/Copley, Ohio
98	Jack Kenny	So.	DL	6-3	257	Loyola Blakefield/Baltimore, Md.
99	Evan Kelly	So.	DL	6-1	285	Univ. of Richmond/Pittsburgh, Pa.
99	Colton Lichtenberg	Fr.	K	5-10	175	Savannah Country Day/Savannah, Ga.

* - Denotes number of letters earned



EAGLES OPPONENTS

Sept. 5	@ Boston College	L 24-3
Sept. 19	@ Tulane	L 38-7
Sept. 26	Rhode Island	W 27-17
Oct. 3	@ Richmond	L 48-17
Oct. 10	@ Albany	W 39-7
Oct. 17	Yale	L 21-10
Oct. 24	Stony Brook	W 23-10
Oct. 31	@ Villanova	L 13-3
Nov. 7	Towson	L 10-7
Nov. 14	Elon	L 27-22
Nov. 21	@ New Hampshire	L 22-6

3-8 | 3-5 (CAA)

Sept. 5	@ Appalachian St	L 49-0
Sept. 12	@ Boston College	L 76-0
Sept. 18	vs. Hampton	L 37-19
Sept. 26	Morgan State	L 21-13
Oct. 3	Norfolk State	L 15-12
Oct. 17	@ S Carolina State	L 49-10
Oct. 24	@ NC A&T	L 65-14
Oct. 31	Savannah State	W 55-9
Nov. 7	@ Stony Brook	L 14-9
Nov. 14	NC Central	L 41-6
Nov. 21	@ Delaware State	L 32-21

1-10 | 1-7 (MEAC)

Sept. 5	Texas State	W 59-16
Sept. 12	USF	W 34-14
Sept. 18	@ Boston College	W 14-0
Oct. 3	@ Wake Forest	W 24-16
Oct. 10	Miami (FL)	W 29-24
Oct. 17	Louisville	W 41-21
Oct. 24	@ Georgia Tech	L 22-16
Oct. 31	Syracuse	W 45-21
Nov. 7	@ Clemson	L 23-13
Nov. 14	NC State	W 34-17
Nov. 21	Chattanooga	W 52-13
Nov. 28	@ Florida	7:30 pm

9-2 | 6-2 ACC

Sept. 5	UNLV	W 38-30
Sept. 12	Murray State	W 57-26
Sept. 19	@ Ohio State	L 20-13
Sept. 26	@ Boston College	L 17-14
Oct. 3	@ Cent Michigan	L 29-19
Oct. 10	Ball State	W 59-41
Oct. 17	@ Miami (OH)	W 45-12
Oct. 24	E Michigan	W 49-21
Nov. 3	@ Toledo	W 32-27
Nov. 11	@ Buffalo	W 41-30
Nov. 18	W Michigan	W 27-19
Nov. 24	Ohio	7:30 pm

8-3 | 6-1 (MAC)

Sept. 3	@ Tulane	W 37-7
Sept. 12	NC Central	W 55-0
Sept. 19	Northwestern	L 19-10
Sept. 26	Georgia Tech	W 34-20
Oct. 3	Boston College	W 9-7
Oct. 10	@ Army	W 44-3
Oct. 24	@ Virginia Tech	W 45-43 (40T)
Oct. 31	Miami (FL)	L 30-27
Nov. 7	@ UNC	L 66-31
Nov. 14	Pittsburgh	L 31-13
Nov. 21	@ Virginia	L 42-34
Nov. 28	@ Wake Forest	12:30 pm

6-5 | 3-4 ACC

Sept. 3	Elon	W 41-3
Sept. 12	@ Syracuse	L 30-17
Sept. 19	@ Army	W 17-14
Sept. 26	Indiana	L 31-24
Oct. 3	Florida State	L 24-16
Oct. 10	@ Boston College	W 3-0
Oct. 17	@ UNC	L 50-14
Oct. 24	NC State	L 35-17
Oct. 30	Louisville	L 20-19
Nov. 14	@ Notre Dame	L 28-7
Nov. 21	@ Clemson	L 33-13
Nov. 28	Duke	12:30 pm

3-8 | 1-6 ACC

Sept. 5	Wofford	W 49-10
Sept. 12	Appalachian St	W 41-10
Sept. 17	@ Louisville	W 20-17
Oct. 3	Notre Dame	W 24-22
Oct. 10	Georgia Tech	W 43-24
Oct. 17	Boston College	W 34-17
Oct. 24	@ Miami (FL)	W 58-0
Oct. 31	@ NC State	W 56-41
Nov. 7	Florida State	W 23-13
Nov. 14	@ Syracuse	W 37-27
Nov. 21	Wake Forest	W 33-13
Nov. 28	@ South Carolina	12 pm
Dec. 5	@ North Carolina *	TBD

11-0 | 8-0 ACC

Sept. 5	vs. Auburn	L 31-24
Sept. 12	Houston	L 34-31
Sept. 17	Clemson	L 20-17
Sept. 26	Samford	W 45-3
Oct. 3	@ NC State	W 20-13
Oct. 17	@ Florida State	L 41-21
Oct. 24	Boston College	W 17-14
Oct. 30	@ Wake Forest	W 20-19
Nov. 7	Syracuse	W 41-17
Nov. 14	Virginia	W 38-31
Nov. 21	@ Pittsburgh	L 45-34
Nov. 28	@ Kentucky	12 pm

6-5 | 5-3 ACC

Sept. 7	Ohio State	L 42-24
Sept. 12	Furman	W 42-3
Sept. 19	@ Purdue	W 51-24
Sept. 26	@ ECU	L 35-28
Oct. 3	Pittsburgh	L 17-13
Oct. 9	NC State	W 28-13
Oct. 17	@ Miami (FL)	L 30-20
Oct. 24	Duke	L 45-43 (40T)
Oct. 31	@ Boston College	W 26-10
Nov. 12	@ Georgia Tech	W 23-21
Nov. 21	UNC	L 30-27
Nov. 28	@ Virginia	12 pm

5-6 | 3-4 ACC

Sept. 5	Troy	W 49-21
Sept. 12	E Kentucky	W 35-0
Sept. 19	@ Old Dominion	W 38-14
Sept. 26	@ South Alabama	W 63-13
Oct. 3	Louisville	L 20-13
Oct. 9	@ Virginia Tech	L 28-13
Oct. 24	@ Wake Forest	W 35-17
Oct. 31	Clemson	L 56-41
Nov. 7	@ Boston College	W 24-8
Nov. 14	@ Florida State	L 34-17
Nov. 21	Syracuse	W 42-29
Nov. 28	North Carolina	3:30 pm

7-4 | 3-4 ACC

Sept. 5	Texas	W 38-3
Sept. 12	@ Virginia	W 34-27
Sept. 19	Georgia Tech	W 30-22
Sept. 26	UMass	W 62-27
Oct. 3	@ Clemson	L 24-22
Oct. 10	Navy	W 41-24
Oct. 17	USC	W 41-31
Oct. 31	@ Temple	W 24-20
Nov. 7	@ Pittsburgh	W 42-30
Nov. 14	Wake Forest	W 28-7
Nov. 21	vs. Boston College	W 19-16
Nov. 28	@ Stanford	7:30 pm

10-1

Sept. 4	Rhode Island	W 47-0
Sept. 12	Wake Forest	W 30-17
Sept. 19	Cent Michigan	W 30-27(OT)
Sept. 26	LSU	L 34-24
Oct. 10	@ USF	L 45-24
Oct. 17	@ Virginia	L 44-38 (30T)
Oct. 24	Pittsburgh	L 23-20
Oct. 31	@ Florida State	L 45-21
Nov. 7	@ Louisville	L 41-17
Nov. 14	Clemson	L 37-27
Nov. 21	@ NC State	12:30 pm
Nov. 28	Boston College	L 42-29

3-8 | 1-6 ACC



EAGLES IN THE NFL

EAGLES IN THE NFL

Will Blackmon	Washington	DB	Josh Keyes	Kansas City	DB
Anthony Castonzo	Indianapolis	OT	Luke Kuechly	Carolina	LB
Gosder Cherilus	Tampa Bay	OT	Kevin Pierre-Louis	Seattle	LB
Emmett Cleary	NY Giants	OT	Ryan Quigley	NY Jets	P
Jo-Lonn Dunbar	New Orleans	LB	B.J. Raji	Green Bay	DE
Kasim Edebali	New Orleans	LB	Matt Ryan	Atlanta	QB
Andy Gallik	Tennessee	C	Ian Silberman	San Francisco	OG
Matt Hasselbeck	Indianapolis	QB	Andre Williams	NY Giants	RB
Mark Herzlich	NY Giants	LB			

EAGLE SPOTLIGHT



luke kuechly / LB

4th season

2013 Defensive POY

541 tackles | 55 GP



matt ryan / QB

8th season

31,148 career yards

196 TDs | 91.0 QBR





THE LAST TIME...

THE EAGLES...

AN EAGLE...

RUSHING

Had 500+ yards	549 at Massachusetts, 11/24/73
Had 400+ yards	413 vs. Maine, 9/20/14
Had 300+ yards	347 vs. Howard, 9/12/15
Had 70+ rushing attempts	71 vs. Northwestern, 9/12/92
Had 60+ rushing attempts	63 vs. Northern Illinois, 9/26/15
Had 50+ rushing attempts	54 vs. Wake Forest, 10/10/15
Had six or more rush touchdowns	8 vs. Howard, 9/12/15
Had five rush touchdowns	vs. Southern Carolina, 9/13/14
Had four rush touchdowns	at NC State, 10/11/14

PASSING

Had 300+ yards	369 vs. Wake Forest, 11/3/12
Had 50+ pass attempts	51 vs. Wake Forest, 11/3/12
Had 25+ completions	30 vs. Wake Forest, 11/3/12
Had four or more passes intercepted	4 vs. Louisville, 11/8/14
Had three or more passes intercepted	3 vs. NC State, 11/7/15

COMBINATION OFFENSE

Teammates with 100+ yards rushing	Jon Hilliman (148) & Tyler Murphy (105) vs. Penn State, 12/27/14
Teammates with 100+ yards receiving	Clarence Gannon (115) & Pete Mitchell (110) vs. Pittsburgh, 11/13/93
Three or more players ran for touchdowns	Tyler Rouse (3), Jon Hilliman, Jeff Smith (3), Marcus Outlow vs. Howard, 9/12/15

TOTAL OFFENSE

Had 600+ yards	648 vs. Temple, 10/11/03
Had 500+ yards	549 vs. Maine, 9/20/14
Had more than 550 yards	578 at NC State, 10/4/08
Had 400+ yards	483 vs. Howard, 9/12/15

SCORING

Returned a kickoff for a touchdown	Myles Willis vs. Syracuse (95 yards), 11/29/14
Returned a punt for a touchdown	Spiffy Evans vs. Maine (82 yards), 9/5/12
Returned a blocked punt for a touchdown	Elijah Robinson vs. Louisville (12 yards), 10/24/15
Returned an interception for a touchdown	Connor Strachan (16 yards) vs. Howard, 9/12/15
Returned a fumble for a touchdown	Nick Clancy (16 yards), Kevin Pierre-Louis (96 yards) vs. UMass, 9/24/11
Returned two fumbles for touchdowns	Nick Clancy (16 yards), Kevin Pierre-Louis (96 yards) vs. UMass, 9/24/11
Scored 60+ points	76-0 vs. Howard, 9/12/15
Won by 50+ points	54-0 vs. Northeastern, 9/5/09
Scored a safety	vs. Miami, 9/1/12
Held opponent scoreless	76-0 vs. Howard, 9/12/15
Was held scoreless	3-0 loss vs. Wake Forest, 10/10/15

HALF-BY-HALF SCORING

Both teams were scoreless after first half	vs. Wake Forest (L, 3-0), 10/10/15
Led after three quarters and lost	vs. Penn State (L, 31-30 OT - led 21-14), 12/27/14
Trailed after three quarters and won	at Virginia (W, 14-10 - trailed 10-7), 11/14/09

HALF-BY-HALF OFFENSE

Totalled 300+ yards in a half	344 in first half vs. Howard, 9/12/15
Rushed for three or more touchdowns in a half	6 in first half vs. Howard, 9/12/15
Rushed for three or more touchdowns in a quarter	5 in first quarter vs. Howard, 9/12/15
Passed for three or more touchdowns in a half	3 in first half vs. Boise State, 12/28/05
Scored five or more touchdowns in half	5 in first half vs. Northeastern, 9/5/09

TURNOVERS

Did not commit a turnover	vs. Howard, 9/12/15
Committed six or more turnovers	5 INTs, 1 fumble vs. North Carolina, 11/21/09

DEFENSE

Allowed 500+ yards of total offense	532 at Clemson, 10/17/15
Held opponent to 100 or fewer yards	11 vs. Howard, 9/12/15

SPECIAL TEAMS

Did not punt	at Syracuse, 10/2/93
Blocked a punt	John Johnson vs. Louisville (Josh Appleby), 10/24/15
Blocked a field goal	Connor Wujciak at Virginia Tech (Joey Slye), 11/1/14
Blocked a PAT	Jo-Lonn Dunbar Clemson (Jad Dean), 9/9/06 (20T)
Missed a PAT	Mike Knoll vs. Penn State, 12/27/14
Had PAT Blocked	Alex Howell at Wake Forest, 10/25/14
Returned multiple kickoffs for a touchdown	Never
Returned multiple punts for a touchdown	DeJuan Tribble (41) and Will Blackmon (71) at West Virginia, 11/13/04

RUSHING

Had a touchdown run of 60+ yards	Myles Willis (68) at Virginia Tech, 11/1/14
Had a touchdown run of 70+ yards	Tyler Murphy (71) vs. Maine, 9/20/14
Had a touchdown run of 80+ yards	Jeff Smith (80) vs. Notre Dame, 11/21/15
Rushed for 200+ yards	Andre Williams (295) vs. New Mexico St., 11/9/13
Rushed for 300+ yards	Andre Williams (339) vs. NC State, 11/16/13

PASSING

Had a touchdown pass of 70+ yards	Alex Amidon from Chase Rettig (74) at Maryland, 11/23/13
Had a touchdown pass of 60+ yards	Thadd Smith from Troy Flutie (66) at Duke., 10/3/15
Had a touchdown pass of 50+ yards	Bobby Swigert from Chase Rettig (58) vs. Notre Dame, 10/2/10
Passed for 400+ yards	Chase Rettig (441) vs. Miami, 9/1/12
Attempted 50+ passes	Chase Rettig (51) vs. Miami, 9/1/12
Threw five or more touchdown passes	Matt Ryan (5) vs. Wake Forest, 9/1/07
Threw three or more interceptions	John Fadule (3) vs. NC State, 11/7/15

RECEIVING

Caught 10+ passes	Alex Amidon (10) vs. Arizona, 12/31/13
Had 200+ yards receiving	Gerard Phelan (226) at Miami, 11/23/84
Caught three or more touchdown passes	Kelvin Martin (3) at Holy Cross, 11/22/86

TOTAL OFFENSE

Had 400+ yards of total offense	Chris Crane (470) at NC State, 10/4/08
Scored three or more touchdowns	Jeff Smith (3), Tyler Rouse (3) vs. Howard, 9/12/15

DEFENSE

Intercepted three or more passes	Jamie Silva (3) vs. Bowling Green, 10/6/07
Recorded three or more turnovers	Justin Simmons (2 INT, 1 FF) vs. Notre Dame, 11/21/15
Recorded 15+ tackles	Steele Divitto (18) vs. New Mexico State, 11/9/13
Recorded 20+ tackles	Nick Clancy (25) at Northwestern, 9/15/12
Recorded three or more sacks	B.J. Raji (3.0) at NC State, 10/4/08

SPECIAL TEAMS

Scored 15+ points kicking	Sandro Sciortino (15) vs. Toledo, 12/26/02
Made four or more field goals	Nate Freese (36, 45, 52, 32) vs. Wake Forest, 10/1/11
Missed three or more field goals	Ryan Ohliger (42, 36, 30) vs. Virginia, 10/8/05
Attempted five or more field goals	
.....	Steve Aponavicius (4-for-5) at Maryland, 11/128/09



THE LAST TIME ...

RUSHING

Had 300+ yards	Pittsburgh (303), 9/5/14
Had 70+ rushing attempts	Georgia Tech (76), 10/20/12
Had 60+ rushing attempts	Army (65), 10/5/13
Had four or more rush touchdowns	Georgia Tech (4), 10/20/12

PASSING

Had 400+ yards	Clemson (420), 10/17/15
Had 300+ yards	Penn State (371), 12/27/14
Had 50+ pass attempts	Penn State (50), 12/27/14
Had 40+ pass attempts	Clemson (41), 10/17/15
Had 40+ completions	New Mexico State (43), 11/9/13
Had 25+ completions	Clemson (27), 10/17/15
Had three or more passing touchdowns	Clemson (3), 10/17/15
Had three or more passes intercepted	Villanova (3), 8/31/13

COMBINATION OFFENSE

Teammates with 100+ yards rushing	Diamond Ferri (141) & Damien Rhodes (107) of Syracuse, 11/27/04
Teammates with 100+ yards receiving	Kenny Shaw (125) & Rodney Smith (108) of Florida State, 10/13/12
Had 100-yard receiver and rusher	Nate Phillips (193) & Ka'Deem Carey (176) of Arizona, 12/31/13

TOTAL OFFENSE

Had 500+ yards	Clemson (532), 10/17/15
Had 400+ yards	Notre Dame (447), 11/21/15
Had fewer than 100 yards	Howard (7 rush, 4 pass), 9/12/15

SCORING

Returned a kickoff for a touchdown	Aregero Turner (86) of Northern Illinois, 9/26/15
Returned a punt for a touchdown	C.J. Spiller (77) of Clemson, 9/19/09
Returned a blocked punt for a touchdown	D.J. Green (9) of NC State, 10/9/10
Returned an interception for a touchdown	William Parks (69) of Arizona, 12/31/13
Returned a fumble for a touchdown	Andrew Motuapuaka (34) of Virginia Tech, 10/31/15

TURNOVERS

Did not commit a turnover	at Duke, 10/3/15
Committed five or more turnovers	Notre Dame (5), 11/21/15
Lost three or more fumbles	Georgia Tech (3), 9/6/08

DEFENSE

Allowed 500+ yards of total offense	Southern California (506), 9/13/14
Allowed 400+ yards of total offense	Howard (483), 9/12/15
Held BC to 100 or fewer yards	83 at Louisville (-10 rush, 93 pass), 10/24/15
Scored a safety	Georgia Tech, 9/6/08

SPECIAL TEAMS

Did not punt	Miami, 11/26/96
Blocked a punt	Wake Forest blocked Nate Freese, 9/6/13
Blocked punt returned for a touchdown	D.J. Green (9) of NC State, 10/9/10
Blocked a field goal	Eric Franklin (Maryland) blocked Nate Freese, 10/29/11
Blocked a PAT and scored	
..... Marcus Whitfield (Maryland) blocked Nate Freese & Anthony Nixon scored, 11/23/13	
Missed a PAT	North Carolina, 10/26/13

RUSHING

Had a touchdown run of 80+ yards	Daniel Grochowski (80) of Army, 10/5/13
Had a touchdown run of 70+ yards	Brandon Pendergrass (76) of Wake Forest, 9/29/09
Rushed for 200+ yards	James Conner (214) of Pittsburgh, 9/5/14

PASSING

Had a touchdown pass of 70+ yards	Maurice Trowell from Jacoby Brissett (83) of NC State, 11/7/15
Passed for 300+ yards	DeShone Kizer (320) of Notre Dame, 11/21/15
Completed 30+ passes	Christian Hackenberg (34) of Penn State, 12/27/14
Threw three or more interceptions	Caleb Rowe (3) of Maryland, 10/27/12

RECEIVING

Caught 10+ passes	Artavis Scott (10) of Clemson, 10/17/15
Had 100+ yards receiving	Artavis Scott (162) of Clemson, 10/17/15
Caught two or more touchdown passes	Brandon Radcliff (2) of Louisville, 11/8/14

TOTAL OFFENSE

Had 400+ yards of total offense	Logan Thomas (429) of Virginia Tech, 11/2/13
Scored three or more touchdowns	Reggie Bonnafon (3) of Louisville, 11/8/14

DEFENSE

Intercepted two or more passes	Gerod Holliman (3) of Louisville, 11/8/14
Recorded 15+ tackles	Robert Caldwell (17) of NC State, 11/16/13

SPECIAL TEAMS

Scored 10+ points kicking	Joey Slye (14) of Virginia Tech, 10/31/15
Made three or more field goals	Ross Martin (36, 38, 53) of Duke, 10/3/1
Missed three or more field goals	Jared McLaughlin (47, 44, 51) of BYU, 9/16/06
Attempted five or more field goals	Jeff Budzien (5-for-5) of Northwestern, 9/15/12

AN OPPOSING PLAYER...

THE OTHER TEAM...

thadd smith / WR

16 catches | 224 yards

9 rushes | 56 yards

2 touchdowns





STEVE ADDAZIO

COACHING CAREER

2013-15	Boston College	Head Coach
2011-12	Temple	Head Coach
2010	Florida	Associate Head Coach Offensive Coordinator/Offensive Line
2009	Florida	Assistant Head Coach Offensive Coordinator/Offensive Line
2008	Florida	Assistant Head Coach/Offensive Line
2007-08	Florida	Offensive Line
2005-06	Florida	Offensive Line (Tackles & Tight Ends)
2004	Indiana	Offensive Coordinator/Offensive Line
2002-03	Indiana	Offensive Line
1999-2001	Notre Dame	Offensive Line (Tackles & Tight Ends)/Special Teams
1997-98	Syracuse	Offensive Line
1995-96	Syracuse	Tight Ends/Assistant Offensive Line
1988-94	Cheshire (Conn.)	HS Head Coach
1985-87	Western Connecticut State	Offensive Line Recruiting Coordinator

BOWLS COACHED

Gator	Jan. 1, 1996	Syracuse 41, Clemson 0
Liberty	Dec. 27, 1996	Syracuse 30, Houston 17
Fiesta	Dec. 31, 1997	Kansas State 35, Syracuse 18
Orange	Jan. 2, 1999	Florida 31, Syracuse 10
Fiesta	Jan. 1, 2001	Oregon State 41, Notre Dame 9
Outback	Jan. 2, 2006	Florida 31, Iowa 24
BCS Nat'l C'ship	Jan. 8, 2007	Florida 41, Ohio State 14
Capital One	Jan. 1, 2008	Michigan 41, Florida 35
BCS Nat'l C'ship	Jan. 8, 2009	Florida 24, Oklahoma 14
Sugar	Jan. 1, 2010	Florida 51, Cincinnati 24
Outback	Jan. 1, 2011	Florida 37, Penn State 24
Gildan New Mexico	Dec. 17, 2011	Temple 37, Wyoming 15
AdvoCare V100	Dec. 31, 2013	Arizona 42, Boston College 19
Pinstripe Bowl	Dec. 27, 2015	Penn State 31, Boston College 30 (OT)

NOTABLE PLAYERS COACHED

RB - Bernard Pierce (Temple), Baltimore:
Three-time first-team All-Mid-American Conference selection and Heisman Trophy candidate

RB - Matt Brown (Temple), Tampa Bay:
Two-time All-MAC selection; led the team in rushing in 2010

DE - Morkeith Brown (Temple):
Team captain; third-team All-MAC; named team's most improved player

S - Kevin Kroboth (Temple):
Third-team All-MAC; three-year starter

DE - Adrian Robinson (Temple), Pittsburgh:
Three-time first-team All-MAC honoree; 2009 MAC Defensive Player of the Year; fifth-round selection of the Detroit Lions in the 2012 NFL Draft

TE - Evan Rodriguez (Temple):
Two-time first-team All-MAC honoree; played in the 2012 East-West Shrine Game

LB - Tahir Whitehead (Temple), Detroit:
Team captain; Second-team All-MAC honoree; Defensive MVP of the 2011 Gildan New Mexico Bowl

C - Mike Pouncey (Florida), Miami:
First round selection of Miami in the 2011 NFL Draft; 2009 first-team All-America and All-SEC honoree; 2009 BCS national champion

QT - Marcus Gilbert (Univ. of Florida), Pittsburgh:
Second round selection of Pittsburgh in the 2011 NFL Draft; Steelers rookie of the year in 2011; 2009 BCS national champion

C - Maurkice Pouncey (Florida), Pittsburgh:
First round selection of Pittsburgh in the 2010 NFL Draft; 2009 Rimington Trophy recipient, consensus All-American; 2009 BCS national champion

QB - Tim Tebow (Florida), New England:
2007 Heisman Trophy Winner; 2007 & 2008 All-American and two-time SEC Offensive Player of the Year

LT - Phil Trautwein (Florida):
Two-time All-SEC selection and 2008 Sports Illustrated second-team All-American

LT - Enoch DeMar (Indiana):
Three-time All-Big Ten selection who started in the 2002 Hula Bowl; All-Big Ten four times

WR - Courtney Roby (Indiana):
Indiana's all-time career leader in receptions (170) and receiving yards (2,524); 2004 All-Big Ten second-team choice in 2004; third round of the 2005 NFL Draft by the Tennessee Titans

TE - Jabari Holloway (Notre Dame):
Named to 2000 preseason All-Independent teams by The Sporting News and Football News

TE - Dan O'Leary (Notre Dame):
Led all 2000 Notre Dame receivers in playing time and caught 10 passes for 87 yards and one touchdown

QT - Mark Baniewicz (Syracuse):
Two-time Academic All-American; team captain; 1999 All-BIG EAST honoree; 1999 Draddy Trophy Finalist

OG - Scott Kiernan (Syracuse):
First-team All-Big East offensive guard

TE - Roland Williams (Syracuse):
Started every game as a senior for the Orange in 2000

steve addazio / HC

3rd season at 

29th season overall

59 players drafted in NFL





Team Statistics	BC	OPP
SCORING	189	163
Points Per Game	17.2	14.8
Points Off Turnovers	10	27
FIRST DOWNS	165	149
Rushing	88	46
Passing	58	83
Penalty	19	20
RUSHING YARDAGE	1750	849
Yards gained rushing	2148	1274
Yards lost rushing	398	425
Rushing Attempts	462	369
Average Per Rush	3.8	2.3
Average Per Game	159.1	77.2
TDs Rushing	15	5
PASSING YARDAGE	1322	1968
Comp-Att-Int	109-234-7	161-307-13
Average Per Pass	5.6	6.4
Average Per Catch	12.1	12.2
Average Per Game	120.2	178.9
TDs Passing	8	8
TOTAL OFFENSE	3072	2817
Total Plays	696	676
Average Per Play	4.4	4.2
Average Per Game	279.3	256.1
KICK RETURNS: #-Yards	28-673	30-586
PUNT RETURNS: #-Yards	29-233	31-53
INT RETURNS: #-Yards	13-63	7-85
KICK RETURN AVERAGE	24.0	19.5
PUNT RETURN AVERAGE	8.0	1.7
INT RETURN AVERAGE	4.8	12.1
FUMBLES-LOST	22-11	15-9
PENALTIES-Yards	67-570	72-585
Average Per Game	51.8	53.2
PUNTS-Yards	85-3534	85-3565
Average Per Punt	41.6	41.9
Net punt average	39.8	38.3
KICKOFFS-Yards	40-2389	42-2542
Average Per Kick	59.7	60.5
Net kick average	39.5	38.0
TIME OF POSSESSION/Game	30:13	28:40
3RD-DOWN Conversions	45/159	38/160
3rd-Down Pct	28%	24%
4TH-DOWN Conversions	4/11	1/5
4th-Down Pct	36%	20%
SACKS BY-Yards	31-248	26-174
MISC YARDS	0	0
TOUCHDOWNS SCORED	25	17
FIELD GOALS-ATTEMPTS	5-10	15-18
ON-SIDE KICKS	0-1	0-0
RED-ZONE SCORES	(18-24) 75%	(17-24) 71%
RED-ZONE TOUCHDOWNS	(14-24) 58%	(7-24) 29%
PAT-ATTEMPTS	(22-22) 100%	(16-16) 100%
ATTENDANCE	211433	142911
Games/Avg Per Game	7/30205	3/47637
Neutral Site Games		1/38686

Score by Quarters	1st	2nd	3rd	4th	OT	Total
Boston College	48	48	34	59	0	189
Opponents	50	54	29	30	0	163



Rushing	gp	att	gain	loss	net	avg	td	lg	avg/g
Jeff Smith	8	58	418	85	333	5.7	6	80	41.6
Tyler Rouse	11	77	355	40	315	4.1	5	45	28.6
Myles Willis	8	65	283	26	257	4.0	0	45	32.1
Marcus Outlow	9	53	253	12	241	4.5	1	32	26.8
Jon Hilliman	4	51	214	16	198	3.9	2	21	49.5
John Fadule	3	39	190	92	98	2.5	0	25	32.7
Richard Wilson	8	24	77	4	73	3.0	1	16	9.1
Darius Wade	3	22	111	38	73	3.3	0	17	24.3
Thadd Smith	11	9	56	0	56	6.2	0	18	5.1
Jordan Gowins	3	15	45	2	43	2.9	0	15	14.3
Troy Flutie	8	22	71	34	37	1.7	0	20	4.6
Sherman Alston	11	13	49	13	36	2.8	0	12	3.3
Michael Walker	11	1	14	0	14	14.0	0	14	1.3
Bobby Swigert	8	2	8	1	7	3.5	0	8	0.9
Justin Simmons	11	1	3	0	3	3.0	0	3	0.3
Bobby Wolford	10	2	1	1	0	0.0	0	1	0.0
Team	5	8	0	34	-34	-4.2	0	0	-6.8
Total	11	462	2148	398	1750	3.8	15	80	159.1
Opponents	11	369	1274	425	849	2.3	5	49	77.2

Passing	gp	effic	comp-att-int	pct	yds	td	lg	avg/g
John Fadule	3	99.01	38-73-4	52.1	464	1	37	154.7
Jeff Smith	8	74.05	26-69-1	37.7	244	2	39	30.5
Troy Flutie	8	133.31	24-48-1	50.0	382	3	66	47.8
Darius Wade	3	107.35	21-42-1	50.0	232	2	22	77.3
Team	5	0.00	0-2-0	0.0	0	0	0	0.0
Bobby Swigert	8	0.00	0-0-0	0.0	0	0	0	0.0
Total	11	99.34	109-234-7	46.6	1322	8	66	120.2
Opponents	11	106.42	161-307-13	52.4	1968	8	83	178.9

Receiving	gp	no.	yds	avg	td	lg	avg/g
Thadd Smith	11	16	224	14.0	2	66	20.4
David Dudeck	11	15	127	8.5	0	37	11.5
Charlie Callinan	11	14	192	13.7	2	28	17.5
Elijah Robinson	11	11	111	10.1	0	25	10.1
Tyler Rouse	11	9	154	17.1	0	39	14.0
Bobby Wolford	10	9	80	8.9	1	20	8.0
Sherman Alston	11	7	77	11.0	0	30	7.0
Tom Sweeney	11	5	68	13.6	0	22	6.2
Bobby Swigert	8	5	39	7.8	1	12	4.9
Marcus Outlow	9	4	53	13.2	0	22	5.9
Jon Hilliman	4	3	33	11.0	0	17	8.2
Drew Barksdale	4	3	20	6.7	0	11	5.0
Harrison Jackson	6	2	43	21.5	0	34	7.2
Michael Walker	11	2	41	20.5	0	32	3.7
Myles Willis	8	1	36	36.0	0	36	4.5
Sean Burke	9	1	10	10.0	1	10	1.1
Jake Burt	7	1	7	7.0	0	7	1.0
Richard Wilson	8	1	7	7.0	1	7	0.9
Total	11	109	1322	12.1	8	66	120.2
Opponents	11	161	1968	12.2	8	83	178.9

Punt Returns	no.	yds	avg	td	lg
Sherman Alston	23	180	7.8	0	39
Drew Barksdale	1	1	1.0	0	1
Taj-Amir Torres	1	0	0.0	0	0
Matt Milano	1	8	8.0	0	0
Thadd Smith	1	-1	-1.0	0	0
John Johnson	1	33	33.0	0	0
Atem Ntantang	1	0	0.0	0	0
Elijah Robinson	0	12	0.0	1	12
Total	29	233	8.0	1	39
Opponents	31	53	1.7	0	31

Interceptions	no.	yds	avg	td	lg
Justin Simmons	5	28	5.6	0	28
John Johnson	3	0	0.0	0	0
Connor Strachan	2	16	8.0	1	16
Steven Daniels	1	18	18.0	0	18
Isaac Yiadom	1	0	0.0	0	0
William Harris	1	1	1.0	0	1
Total	13	63	4.8	1	28
Opponents	7	85	12.1	0	79

Kick Returns	no.	yds	avg	td	lg
Michael Walker	20	553	27.6	0	67
Myles Willis	3	65	21.7	0	24
David Dudeck	2	17	8.5	0	14
Sherman Alston	2	31	15.5	0	16
Tyler Rouse	1	7	7.0	0	7
Total	28	673	24.0	0	67
Opponents	30	586	19.5	1	86

Fumble Returns	no.	yds	avg	td	lg
Matt Milano	1	13	13.0	0	13
Harold Landry	1	34	34.0	0	34
Total	2	47	23.5	0	34
Opponents	4	130	32.5	3	46



STATISTICS

Scoring	td	fg	PAT				dxp	saf	pts
			kick	rush	rcv	pass			
Jeff Smith	6	-	-	-	-	0-1	-	-	36
Tyler Rouse	5	-	-	-	-	-	-	-	30
Mike Knoll	-	2-3	9-9	-	-	-	-	-	15
Richard Wilson	2	-	-	-	-	-	-	-	12
Thadd Smith	2	-	-	-	-	-	-	-	12
Charlie Callinan	2	-	-	-	-	-	-	-	12
Jon Hilliman	2	-	-	-	-	-	-	-	12
Alex Howell	-	1-2	8-8	-	-	-	-	-	11
Colton Lichtenberg	-	2-5	4-4	-	-	-	-	-	10
Bobby Swigert	1	-	-	-	-	-	-	-	6
Marcus Outlow	1	-	-	-	-	-	-	-	6
Connor Strachan	1	-	-	-	-	-	-	-	6
Bobby Wolford	1	-	-	-	-	-	-	-	6
Elijah Robinson	1	-	-	-	-	-	-	-	6
Sean Burke	1	-	-	-	-	-	-	-	6
Tom Sweeney	-	-	-	0-1	1	-	-	-	2
Jake Wilhelm	-	-	1-1	-	-	-	-	-	1
John Fadule	-	-	-	-	-	1-1	-	-	0
Total	25	5-10	22-22	0-1	1	1-2	-	-	189
Opponents	17	15-18	16-16	-	-	0-1	-	-	163

Field Goals	fg	pct.	01-19	20-29	30-39	40-49	50-99	lg	blk
Alex Howell	1-2	50.0	0-0	0-0	1-2	0-0	0-0	31	0
Colton Lichtenberg	2-5	40.0	0-0	1-2	0-1	1-2	0-0	43	0
Mike Knoll	2-3	66.7	0-0	2-2	0-0	0-1	0-0	29	0

FG Sequence	Boston College				Opponents			
MAINE	(31),35				(39)			
Howard	-				-			
Florida State	-				42			
Northern Illinois	(25)				29			
Duke	45				(36),(38),(53)			
Wake Forest	31,26				43,(25)			
Clemson	(21)				(42),(39)			
LOUISVILLE	-				(34)			
Virginia Tech	43,(29)				(47),(38),(32),(32)			
Opponents	11				676 849 1968 2817 256.1			
NC State	-				(31)			
Notre Dame	(43)				(30),(35)			

Numbers in (parentheses) indicate field goal was made.

Punting	no.	yds	avg	lg	tb	fc	i20	50+	blk
Alex Howell	85	3534	41.6	58	5	22	27	13	0
Total	85	3534	41.6	58	5	22	27	13	0
Opponents	85	3565	41.9	72	4	22	26	29	3

Kickoffs	no.	yds	avg	tb	ob	retn	net	ydln
Colton Lichtenberg	20	1209	60.5	4	1			
Alex Howell	17	990	58.2	4	0			
Mike Knoll	3	190	63.3	1	0			
Total	40	2389	59.7	9	1	19.5	39.5	25
Opponents	42	2542	60.5	11	2	24.0	38.0	27

Total Offense	g	plays	rush	pass	total	avg/g
Jeff Smith	8	127	333	244	577	72.1
John Fadule	3	112	98	464	562	187.3
Troy Flutie	8	70	37	382	419	52.4
Tyler Rouse	11	77	315	0	315	28.6
Darius Wade	3	64	73	232	305	101.7
Myles Willis	8	65	257	0	257	32.1
Marcus Outlow	9	53	241	0	241	26.8
Jon Hilliman	4	51	198	0	198	49.5
Richard Wilson	8	24	73	0	73	9.1
Thadd Smith	11	9	56	0	56	5.1
Jordan Gowins	3	15	43	0	43	14.3
Sherman Alston	11	13	36	0	36	3.3
Michael Walker	11	1	14	0	14	1.3
Bobby Swigert	8	2	7	0	7	0.9
Justin Simmons	11	1	3	0	3	0.3
Team	5	10	-34	0	-34	-6.8
Total	11	696	1750	1322	3072	279.3
Opponents	11	676	849	1968	2817	256.1

All Purpose	g	rush	rcv	pr	kr	lr	total	avg/g
Michael Walker	11	14	41	0	553	0	608	55.3
Tyler Rouse	11	315	154	0	7	0	476	43.3
Myles Willis	8	257	36	0	65	0	358	44.8
Jeff Smith	8	333	0	0	0	0	333	41.6
Sherman Alston	11	36	77	180	31	0	324	29.5
Marcus Outlow	9	241	53	0	0	0	294	32.7
Thadd Smith	11	56	224	-1	0	0	279	25.4
Jon Hilliman	4	198	33	0	0	0	231	57.8
Charlie Callinan	11	0	192	0	0	0	192	17.5
David Dudeck	11	0	127	0	17	0	144	13.1
Elijah Robinson	11	0	111	12	0	0	123	11.2
John Fadule	3	98	0	0	0	0	98	32.7
Bobby Wolford	10	0	80	0	0	0	80	8.0
Richard Wilson	8	73	7	0	0	0	80	10.0
Darius Wade	3	73	0	0	0	0	73	24.3
Tom Sweeney	11	0	68	0	0	0	68	6.2
Bobby Swigert	8	7	39	0	0	0	46	5.8
Harrison Jackso	6	0	43	0	0	0	43	7.2
Jordan Gowins	3	43	0	0	0	0	43	14.3
Troy Flutie	8	37	0	0	0	0	37	4.6
John Johnson	11	0	0	33	0	0	33	3.0
Justin Simmons	11	3	0	0	0	28	31	2.8
Drew Barksdale	4	0	20	1	0	0	21	5.2
Steven Daniels	11	0	0	0	0	18	18	1.6
Connor Stracha	10	0	0	0	0	16	16	1.6
Sean Burke	9	0	10	0	0	0	10	1.1
Matt Milano	11	0	0	8	0	0	8	0.7
Jake Burt	7	0	7	0	0	0	7	1.0
William Harris	11	0	0	0	0	1	1	0.1
Team	5	-34	0	0	0	0	-34	-6.8
Total	11	1750	1322	233	673	63	4041	367.4
Opponents	11	849	1968	53	586	85	3541	321.9



STATISTICS

#	Defensive Leaders	gp	Tackles				Sacks no-yds	Pass defense			Fumbles		blkd		
			ua	a	tot	tfl/yds		int-yds	brup	qbh	rcv-yds	ff	kick	saf	
52	Steven Daniels	11	47	28	75	16.0-73	6.0-51	1-18	2	1
13	Connor Strachan	10	44	27	71	11.5-40	2.0-19	2-16	1	.	2-0
27	Justin Simmons	11	45	17	62	1.0-2	.	5-28	2	1	3-0	1	.	.	.
9	John Johnson	11	41	18	59	1.5-5	0.5-3	3-0	2	1	.	2	1	.	.
28	Matt Milano	11	44	12	56	15.5-69	6.5-45	.	2	1	1-13	2	2	.	.
8	Harold Landry	11	33	21	54	14.0-64	4.0-34	.	.	1	1-34	3	.	.	.
45	Mehdi Abdesmad	11	29	14	43	13.0-52	4.5-31	.	.	2
90	Connor Wujciak	11	21	7	28	9.0-38	3.5-21	.	1	2	.	1	.	.	.
5	Kamrin Moore	8	21	4	25	2.0-6	.	.	4
97	Truman Gutapfel	11	12	12	24	7.5-32	2.0-15	.	1
14	Gabriel McClary	11	23	1	24	1.0-17	1.0-17	.	2	.	.	2	.	.	.
93	Kevin Kavalec	10	13	7	20	8.0-22	1.0-11
41	William Harris	11	14	3	17	.	.	1-1	1	.	.	1	.	.	.
20	Isaac Yiadom	8	13	2	15	.	.	1-0	4
44	Ty Schwab	7	10	5	15	2.0-5	.	.	1
15	Taj-Amir Torres	10	6	3	9	.	.	.	2
30	Mike Strizak	11	4	1	5	.	.	.	1	.	1-0
29	Atem Ntantang	11	5	.	5	1
96	Ray Smith	4	4	1	5	1.0-2
35	Tyler Rouse	11	2	2	4
53	Leonard Skubal	10	1	2	3
49	Kevin Bletzer	10	3	.	3	1	.	.	.
11	Wyatt Ray	10	3	.	3	1.0-1	.	.	1
37	Michael Walker	11	2	.	2
2	Zach Allen	11	1	1	2
57	Jack Cottrell	1	2	.	2
99	Evan Kelly	8	2	.	2
51	Colton Cardinal	1	2	.	2	2.0-5
39	Sean Burke	9	1	.	1
3	Harrison Jackson	6	1	.	1
17	Christian Lezzer	2	.	1	1
43	Sharrieff Grice	9	.	1	1
87	Malachi Moore	6	1	.	1
32	Jon Hilliman	4	1	.	1
47	Cameron Seward	1	1	.	1
42	Alex Howell	11	1	.	1
94	Noa Merritt	1	1	.	1
18	Thadd Smith	11	1-0
Total		11	454	190	644	106-433	31-248	13-63	27	10	9-47	13	3	.	.
Opponents		11	452	215	667	96-366	26-174	7-85	28	18	11-130	13	.	.	.



Team Statistics	BC	OPP
SCORING	56	127
Points Per Game	8.0	18.1
Points Off Turnovers	10	20
FIRST DOWNS	89	107
Rushing	41	34
Passing	34	60
Penalty	14	13
RUSHING YARDAGE	751	636
Yards gained rushing	1013	926
Yards lost rushing	262	290
Rushing Attempts	274	256
Average Per Rush	2.7	2.5
Average Per Game	107.3	90.9
TDs Rushing	3	4
PASSING YARDAGE	851	1479
Comp-Att-Int	66-158-6	116-203-7
Average Per Pass	5.4	7.3
Average Per Catch	12.9	12.8
Average Per Game	121.6	211.3
TDs Passing	3	6
TOTAL OFFENSE	1602	2115
Total Plays	432	459
Average Per Play	3.7	4.6
Average Per Game	228.9	302.1
KICK RETURNS: #-Yards	18-452	11-222
PUNT RETURNS: #-Yards	18-127	26-46
INT RETURNS: #-Yards	7-46	6-6
KICK RETURN AVERAGE	25.1	20.2
PUNT RETURN AVERAGE	7.1	1.8
INT RETURN AVERAGE	6.6	1.0
FUMBLES-LOST	17-10	8-5
PENALTIES-Yards	42-365	48-403
Average Per Game	52.1	57.6
PUNTS-Yards	60-2556	54-2295
Average Per Punt	42.6	42.5
Net punt average	40.8	39.0
KICKOFFS-Yards	15-928	31-1900
Average Per Kick	61.9	61.3
Net kick average	40.4	38.6
TIME OF POSSESSION/Game	28:51	30:49
3RD-DOWN Conversions	22/102	28/106
3rd-Down Pct	22%	26%
4TH-DOWN Conversions	3/9	1/4
4th-Down Pct	33%	25%
SACKS BY-Yards	20-164	21-141
MISC YARDS	0	0
TOUCHDOWNS SCORED	7	13
FIELD GOALS-ATTEMPTS	2-6	12-14
ON-SIDE KICKS	0-1	0-0
RED-ZONE SCORES	(6-11) 55%	(11-14) 79%
RED-ZONE TOUCHDOWNS	(4-11) 36%	(4-14) 29%
PAT-ATTEMPTS	(6-6) 100%	(13-13) 100%
ATTENDANCE	125846	142911
Games/Avg Per Game	4/31462	3/47637
Neutral Site Games		0/0

Score by Quarters	1st	2nd	3rd	4th	OT	Total
Boston College	7	10	17	22	0	56
Opponents	37	47	23	20	0	127



Rushing	gp	att	gain	loss	net	avg	td	lg	avg/g
Myles Willis	5	48	186	25	161	3.4	0	45	32.2
Marcus Outlow	6	38	164	10	154	4.1	0	21	25.7
Tyler Rouse	7	44	173	25	148	3.4	0	25	21.1
Jeff Smith	5	39	149	61	88	2.3	2	29	17.6
Jordan Gowins	3	15	45	2	43	2.9	0	15	14.3
Darius Wade	1	10	52	14	38	3.8	0	16	38.0
John Fadule	2	31	111	77	34	1.1	0	25	17.0
Sherman Alston	7	10	36	7	29	2.9	0	12	4.1
Thadd Smith	7	6	27	0	27	4.5	0	12	3.9
Troy Flutie	5	12	37	24	13	1.1	0	14	2.6
Richard Wilson	4	7	9	0	9	1.3	1	3	2.2
Jon Hilliman	1	8	15	8	7	0.9	0	11	7.0
Bobby Swigert	5	2	8	1	7	3.5	0	8	1.4
Bobby Wolford	7	2	1	1	0	0.0	0	1	0.0
Team	3	2	0	7	-7	-3.5	0	0	-2.3
Total	7	274	1013	262	751	2.7	3	45	107.3
Opponents	7	256	926	290	636	2.5	4	49	90.9

Passing	gp	effic	comp-att-int	pct	yds	td	lg	avg/g
Jeff Smith	5	63.17	19-59-1	32.2	202	1	39	40.4
John Fadule	2	105.09	31-57-4	54.4	400	1	37	200.0
Troy Flutie	5	111.27	12-29-0	41.4	202	1	66	40.4
Darius Wade	1	49.57	4-12-1	33.3	47	0	20	47.0
Team	3	0.00	0-1-0	0.0	0	0	0	0.0
Bobby Swigert	5	0.00	0-0-0	0.0	0	0	0	0.0
Total	7	85.69	66-158-6	41.8	851	3	66	121.6
Opponents	7	121.20	116-203-7	57.1	1479	6	83	211.3

Receiving	gp	no.	yds	avg	td	lg	avg/g
David Dudeck	7	12	103	8.6	0	37	14.7
Thadd Smith	7	11	183	16.6	2	66	26.1
Charlie Callinan	7	10	148	14.8	0	28	21.1
Elijah Robinson	7	10	102	10.2	0	25	14.6
Bobby Wolford	7	6	49	8.2	1	20	7.0
Tyler Rouse	7	5	110	22.0	0	39	15.7
Tom Sweeney	7	3	36	12.0	0	18	5.1
Marcus Outlow	6	3	31	10.3	0	16	5.2
Sherman Alston	7	3	16	5.3	0	9	2.3
Myles Willis	5	1	36	36.0	0	36	7.2
Michael Walker	7	1	32	32.0	0	32	4.6
Bobby Swigert	5	1	5	5.0	0	5	1.0
Total	7	66	851	12.9	3	66	121.6
Opponents	7	116	1479	12.8	6	83	211.3

Punt Returns	no.	yds	avg	td	lg
Sherman Alston	15	82	5.5	0	19
Atem Ntantang	1	0	0.0	0	0
John Johnson	1	33	33.0	0	0
Taj-Amir Torres	1	0	0.0	0	0
Elijah Robinson	0	12	0.0	1	12
Total	18	127	7.1	1	19
Opponents	26	46	1.8	0	31

Interceptions	no.	yds	avg	td	lg
Justin Simmons	3	28	9.3	0	28
Steven Daniels	1	18	18.0	0	18
Connor Strachan	1	0	0.0	0	0
John Johnson	1	0	0.0	0	0
Isaac Yiadom	1	0	0.0	0	0
Total	7	46	6.6	0	28
Opponents	6	6	1.0	0	6

Kick Returns	no.	yds	avg	td	lg
Michael Walker	15	402	26.8	0	56
Myles Willis	2	47	23.5	0	24
David Dudeck	1	3	3.0	0	3
Total	18	452	25.1	0	56
Opponents	11	222	20.2	0	31

Fumble Returns	no.	yds	avg	td	lg
Harold Landry	1	34	34.0	0	34
Total	1	34	34.0	0	34
Opponents	4	130	32.5	3	46



ACC STATISTICS

Scoring	td	fg	PAT				dxd	saf	pts
			kick	rush	rcv	pass			
Jeff Smith	2	-	-	-	-	-	-	-	12
Thadd Smith	2	-	-	-	-	-	-	-	12
Mike Knoll	-	2-3	5-5	-	-	-	-	-	11
Elijah Robinson	1	-	-	-	-	-	-	-	6
Bobby Wolford	1	-	-	-	-	-	-	-	6
Richard Wilson	1	-	-	-	-	-	-	-	6
Tom Sweeney	-	-	-	-	1	-	-	-	2
Colton Lichtenberg	-	0-3	1-1	-	-	-	-	-	1
John Fadule	-	-	-	-	-	1-1	-	-	0
Total	7	2-6	6-6	-	1	1-1	-	-	56
Opponents	13	12-14	13-13	-	-	-	-	-	127

Total Offense	g	plays	rush	pass	total	avg/g
John Fadule	2	88	34	400	434	217.0
Jeff Smith	5	98	88	202	290	58.0
Troy Flutie	5	41	13	202	215	43.0
Myles Willis	5	48	161	0	161	32.2
Marcus Outlow	6	38	154	0	154	25.7
Tyler Rouse	7	44	148	0	148	21.1
Darius Wade	1	22	38	47	85	85.0
Jordan Gowins	3	15	43	0	43	14.3
Sherman Alston	7	10	29	0	29	4.1
Thadd Smith	7	6	27	0	27	3.9
Richard Wilson	4	7	9	0	9	2.2
Bobby Swigert	5	2	7	0	7	1.4
Jon Hilliman	1	8	7	0	7	7.0
Team	3	3	-7	0	-7	-2.3
Total	7	432	751	851	1602	228.9
Opponents	7	459	636	1479	2115	302.1

Field Goals	fg	pct.	01-19	20-29	30-39	40-49	50-99	lg	blk
Colton Lichtenberg	0-3	0.0	0-0	0-1	0-1	0-1	0-0	0	0
Mike Knoll	2-3	66.7	0-0	2-2	0-0	0-1	0-0	29	0

FG Sequence	Boston College	Opponents
Florida State	-	42
Duke	45	(36),(38),(53)
Wake Forest	31,26	43,(25)
Clemson	(21)	(42),(39)
LOUISVILLE	-	(34)
Virginia Tech	43,(29)	(47),(38),(32),(32)
NC State	-	(37)

Numbers in (parentheses) indicate field goal was made.

Punting	no.	yds	avg	lg	tb	fc	i20	50+	blk
Alex Howell	60	2556	42.6	58	3	12	22	11	0
Total	60	2556	42.6	58	3	12	22	11	0
Opponents	54	2295	42.5	72	3	15	20	19	1

Kickoffs	no.	yds	avg	tb	ob	retn	net	ydln
Colton Lichtenberg	14	863	61.6	4	0			
Alex Howell	1	65	65.0	0	0			
Total	15	928	61.9	4	0	20.2	40.4	24
Opponents	31	1900	61.3	10	2	25.1	38.6	26

All Purpose	g	rush	rcv	pr	kr	lr	total	avg/g
Michael Walker	7	0	32	0	402	0	434	62.0
Tyler Rouse	7	148	110	0	0	0	258	36.9
Myles Willis	5	161	36	0	47	0	244	48.8
Thadd Smith	7	27	183	0	0	0	210	30.0
Marcus Outlow	6	154	31	0	0	0	185	30.8
Charlie Callinan	7	0	148	0	0	0	148	21.1
Sherman Alston	7	29	16	82	0	0	127	18.1
Elijah Robinson	7	0	102	12	0	0	114	16.3
David Dudeck	7	0	103	0	3	0	106	15.1
Jeff Smith	5	88	0	0	0	0	88	17.6
Bobby Wolford	7	0	49	0	0	0	49	7.0
Jordan Gowins	3	43	0	0	0	0	43	14.3
Darius Wade	1	38	0	0	0	0	38	38.0
Tom Sweeney	7	0	36	0	0	0	36	5.1
John Fadule	2	34	0	0	0	0	34	17.0
John Johnson	7	0	0	33	0	0	33	4.7
Justin Simmons	7	0	0	0	0	28	28	4.0
Steven Daniels	7	0	0	0	0	18	18	2.6
Troy Flutie	5	13	0	0	0	0	13	2.6
Bobby Swigert	5	7	5	0	0	0	12	2.4
Richard Wilson	4	9	0	0	0	0	9	2.2
Jon Hilliman	1	7	0	0	0	0	7	7.0
Team	3	-7	0	0	0	0	-7	-2.3
Total	7	751	851	127	452	46	2227	318.1
Opponents	7	636	1479	46	222	6	2389	341.3



#	Defensive Leaders	gp	Tackles				Sacks no-yds	Pass defense			Fumbles		blkd	
			ua	a	tot	tfl/yds		int-yds	brup	qbh	rcv-yds	ff	kick	saf
52	Steven Daniels	7	37	22	59	13.0-65	5.0-46	1-18	1	1
9	John Johnson	7	32	13	45	1.0-2	.	1-0	1	.
13	Connor Strachan	6	23	20	43	6.0-21	1.0-10	1-0	1	.	2-0	.	.	.
27	Justin Simmons	7	32	10	42	.	.	3-28	1	1	1-0	.	.	.
28	Matt Milano	7	32	10	42	10.0-47	4.5-31	.	1	1	.	1	.	.
8	Harold Landry	7	26	15	41	10.0-41	2.5-22	.	.	1	1-34	1	.	.
45	Mehdi Abdesmad	7	20	11	31	9.5-37	3.0-22	.	.	2
5	Kamrin Moore	5	17	3	20	1.0-2	.	.	3
90	Connor Wujciak	7	15	5	20	6.5-24	2.0-10	.	1	2	.	1	.	.
97	Truman Gutapfel	7	9	9	18	6.5-23	1.0-6	.	1
14	Gabriel McClary	7	16	1	17	1.0-17	1.0-17	2	.	.
93	Kevin Kavalec	7	9	6	15	5.5-9
41	William Harris	7	11	2	13	1	.	.
20	Isaac Yiadom	6	12	1	13	.	.	1-0	4
44	Ty Schwab	4	7	2	9	1.0-4
15	Taj-Amir Torres	6	4	2	6	.	.	.	2
30	Mike Strizak	7	3	.	3
29	Atem Ntantang	7	2	.	2	1
53	Leonard Skubal	6	.	2	2
49	Kevin Bletzer	7	2	.	2
3	Harrison Jackson	4	1	.	1
96	Ray Smith	2	1	.	1
42	Alex Howell	7	1	.	1
87	Malachi Moore	4	1	.	1
11	Wyatt Ray	6	1
18	Thadd Smith	7	1-0	.	.	.
Total		7	313	134	447	71-292	20-164	7-46	16	9	5-34	6	1	.
Opponents		7	275	145	420	65-251	21-141	6-6	23	17	10-130	12	.	.



TEAM STATISTICS

		Rushing				Receiving				Passing				Kick Returns				Punt Returns				tot		
Date	Opponent	no.	yds	td	lg	no.	yds	td	lg	cmp	att	int	yds	td	lg	no.	yds	td	lg	no.	yds	td	lg	off
Sep 05	MAINE	49	204	2	45	14	155	1	22	14	25	0	155	1	22	2	31	0	16	3	35	0	19	359
Sep 12	HOWARD	40	347	8	37	12	136	2	34	12	15	0	136	2	34	1	41	0	41	4	48	0	39	483
Sep 18	FLORIDA STATE	43	139	0	18	5	56	0	20	5	15	1	56	0	20	2	47	0	24	3	25	0	13	195
Sep 26	NORTHERN ILLINOIS	63	234	1	21	5	92	1	30	5	14	1	92	1	30	2	25	0	18	3	29	0	12	326
Oct 03	at Duke	41	164	0	25	8	141	1	66	8	21	0	141	1	66	3	46	0	23	2	10	0	8	305
Oct 10	WAKE FOREST	54	196	0	29	6	74	0	28	6	20	1	74	0	28	2	71	0	41	5	51	0	19	270
Oct 17	at Clemson	38	159	1	45	7	87	1	39	7	23	0	87	1	39	2	44	0	32	1	0	0	0	246
Oct 24	at LOUISVILLE	29	-10	1	18	9	93	0	36	9	21	0	93	0	36	2	37	0	21	2	45	1	12	83
Oct 31	VIRGINIA TECH	35	75	1	25	8	143	0	33	8	21	1	143	0	33	5	152	0	56	4	-4	0	7	218
Nov 07	NC STATE	34	28	0	22	23	257	1	37	23	37	3	257	1	37	2	55	0	34	1	0	0	0	285
Nov 21	vs Notre Dame	36	214	1	80	12	88	1	22	12	22	0	88	1	22	5	124	0	67	1	-6	0	0	302
		462	1750	15	80	109	1322	8	66	109	234	7	1322	8	66	28	673	0	67	29	233	1	39	3072
Opponents		369	849	5	49	161	1968	8	83	161	307	13	1968	8	83	30	586	1	86	31	53	0	31	2817

Games: 11 • Avg/rush: 3.8 • Avg/catch: 12.1 • Pass effic: 99.34 • KR avg: 24.0 • PR avg: 8.0 • All purpose avg/game: 367.4 • Total offense avg/gm: 279.3

Date	Opponent	Tackles				Sacks		Fumble		Pass Defense			blkd	PAT Attempts			off	
		ua	a	total	tfl-yds	no-yds	ff	fr-yds	int-yds	qbh	brup	kick	kick	rush	rcv	saf	t/o	pts
Sep 05	MAINE	29	14	43	8.0-48	5.0-34	2	0-0	1-1	1	1	0	3-3	0	0	0	0	24
Sep 12	HOWARD	32	12	44	11.0-47	4.0-33	1	1-0	1-16	0	2	1	10-10	0	0	0	0	76
Sep 18	FLORIDA STATE	41	16	57	8.0-39	2.0-21	0	0-0	0-0	3	1	0	0-0	0	0	0	0	0
Sep 26	NORTHERN ILLINOIS	33	18	51	8.0-27	2.0-16	1	1-0	1-0	0	4	1	2-2	0	0	0	0	17
Oct 03	at Duke	40	24	64	8.0-22	2.0-12	0	0-0	0-0	2	4	0	1-1	0	0	0	0	7
Oct 10	WAKE FOREST	36	8	44	11.0-34	1.0-4	1	1-0	1-0	1	3	0	0-0	0	0	0	0	0
Oct 17	at Clemson	50	26	76	7.0-30	3.0-22	0	0-0	2-46	1	3	0	2-2	0	0	0	10	17
Oct 24	at LOUISVILLE	52	26	78	16.0-87	7.0-62	2	2-34	2-0	2	2	1	2-2	0	0	0	0	14
Oct 31	VIRGINIA TECH	54	20	74	11.0-56	4.0-36	2	1-0	1-0	0	2	0	1-1	0	0	0	0	10
Nov 07	NC STATE	40	14	54	10.0-24	1.0-7	1	1-0	1-0	0	1	0	0-0	0	1	0	0	8
Nov 21	vs Notre Dame	47	12	59	8.0-19	0.0-0	3	2-13	3-0	0	4	0	1-1	0	0	0	0	16
		454	190	644	106.0-433	31.0-247	13	9-47	13-63	10	27	3	22-22	0	1	0	10	189
Opponents		452	215	667	96.0-366	26.0-174	13	11-130	7-85	18	28	0	16-16	0	0	0	27	163

		Punting									Field Goals			Kickoffs				
Date	Opponent	no.	yds	avg	long	blkd	tb	fc	50+	120	md-att	long	blkd	no.	yds	avg	tb	ob
Sep 05	MAINE	5	201	40.2	48	0	0	3	0	2	1-2	31	0	5	288	57.6	1	0
Sep 12	HOWARD	2	86	43.0	45	0	0	0	0	1	0-0	0	0	12	763	63.6	4	0
Sep 18	FLORIDA STATE	7	335	47.9	57	0	2	0	3	1	0-0	0	0	1	65	65.0	0	0
Sep 26	NORTHERN ILLINOIS	9	341	37.9	55	0	2	3	1	1	1-1	25	0	4	224	56.0	0	0
Oct 03	at Duke	8	341	42.6	52	0	0	1	1	2	0-1	0	0	2	101	50.5	0	0
Oct 10	WAKE FOREST	8	329	41.1	53	0	0	3	3	3	0-2	0	0	1	59	59.0	0	0
Oct 17	at Clemson	10	452	45.2	58	0	0	2	2	6	1-1	21	0	4	254	63.5	1	0
Oct 24	at LOUISVILLE	12	507	42.2	54	0	1	1	1	5	0-0	0	0	3	195	65.0	2	0
Oct 31	VIRGINIA TECH	7	271	38.7	50	0	0	2	1	1	1-2	29	0	3	191	63.7	1	0
Nov 07	NC STATE	8	321	40.1	45	0	0	3	0	4	0-0	0	0	1	63	63.0	0	0
Nov 21	vs Notre Dame	9	350	38.9	55	0	0	4	1	1	1-1	43	0	4	186	46.5	0	1
		85	3534	41.6	58	0	5	22	13	27	5-10	43	0	40	2389	59.7	9	1
Opponents		85	3565	41.9	72	3	4	22	29	26	15-18	53	0	42	2542	60.5	11	2



OPPONENT STATISTICS

		Rushing				Receiving				Passing				Kick Returns				Punt Returns				tot
Date	Opponent	no.	yds	td	lg	no.	yds	td	lg	cmp-att-int	yds	td	lg	no.	yds	td	lg	no.	yds	td	lg	off
Sep 05	MAINE	20	7	0	15	12	84	0	21	12-29-1	84	0	21	4	72	0	25	1	4	0	4	91
Sep 12	HOWARD	28	7	0	8	2	4	0	5	2-12-1	4	0	5	8	121	0	32	0	0	0	0	11
Sep 18	FLORIDA STATE	33	98	0	28	15	119	1	26	15-24-0	119	1	26	1	17	0	17	4	-7	0	3	217
Sep 26	NORTHERN ILLINOIS	31	72	1	16	11	81	0	26	11-25-1	81	0	26	4	127	1	86	1	7	0	7	153
Oct 03	at Duke	35	33	0	12	18	195	0	29	18-36-0	195	0	29	2	35	0	26	2	18	0	9	228
Oct 10	WAKE FOREST	28	33	0	17	11	109	0	41	11-25-1	109	0	41	1	20	0	20	2	4	0	8	142
Oct 17	at Clemson	36	112	1	23	27	420	3	67	27-42-2	420	3	67	3	76	0	31	5	1	0	3	532
Oct 24	at LOUISVILLE	45	140	1	49	15	230	0	53	15-26-2	230	0	53	1	19	0	19	6	3	0	3	370
Oct 31	VIRGINIA TECH	46	81	0	22	16	194	1	27	16-23-1	194	1	27	2	36	0	25	4	28	0	31	275
Nov 07	NC STATE	33	139	2	35	14	212	1	83	14-27-1	212	1	83	1	19	0	19	3	-1	0	2	351
Nov 21	vs Notre Dame	34	127	0	31	20	320	2	38	20-38-3	320	2	38	3	44	0	28	3	-4	0	0	447
		369	849	5	49	161	1968	8	83	161-307-13	1968	8	83	30	586	1	86	31	53	0	31	2817
Boston College		462	1750	15	80	109	1322	8	66	109-234-7	1322	8	66	28	673	0	67	29	233	1	39	3072

Games: 11 • Avg/rush: 2.3 • Avg/catch: 12.2 • Pass effci: 106.42 • KR avg: 19.5 • PR avg: 1.7 • All purpose avg/game: 321.9 • Total offense avg/gm: 256.1

		Tackles				Sacks	Fumble		Pass Defense			blkd	PAT Attempts			off		
Date	Opponent	ua	a	total	tfl-yds	no-yds	ff	fr-yds	int-yds	qbh	brup	kick	kick	rush	rcv	saf	t/o	pts
Sep 05	MAINE	55	16	71	10.0-38	2.0-16	0	0-0	0-0	1	1	0	0-0	0	0	0	0	3
Sep 12	HOWARD	36	10	46	4.0-27	0.0-0	0	0-0	0-0	0	1	0	0-0	0	0	0	0	0
Sep 18	FLORIDA STATE	47	10	57	9.0-28	2.0-14	1	1-36	1-0	0	3	0	2-2	0	0	0	7	14
Sep 26	NORTHERN ILLINOIS	42	32	74	10.0-20	1.0-2	0	0-0	1-79	0	1	0	2-2	0	0	0	7	14
Oct 03	at Duke	28	39	67	7.0-23	0.0-0	0	1-0	0-0	4	4	0	0-0	0	0	0	0	9
Oct 10	WAKE FOREST	50	22	72	6.0-22	1.0-10	3	3-0	1-0	4	1	0	0-0	0	0	0	3	3
Oct 17	at Clemson	32	28	60	8.0-16	2.0-4	0	0-0	0-0	6	2	0	4-4	0	0	0	0	34
Oct 24	at LOUISVILLE	28	20	48	14.0-60	7.0-49	4	1-46	0-0	3	4	0	2-2	0	0	0	0	17
Oct 31	VIRGINIA TECH	44	6	50	9.0-39	2.0-18	3	3-34	1-0	0	6	0	2-2	0	0	0	10	26
Nov 07	NC STATE	47	20	67	13.0-65	7.0-46	1	1-14	3-6	0	3	0	3-3	0	0	0	0	24
Nov 21	vs Notre Dame	43	12	55	6.0-28	2.0-15	1	1-0	0-0	0	2	0	1-1	0	0	0	0	19
		452	215	667	96.0-366	26.0-174	13	11-130	7-85	18	28	0	16-16	0	0	0	27	163
	Boston College	454	190	644	106.0-433	31.0-247	13	9-47	13-63	10	27	3	22-22	0	1	0	10	189

		Punting									Field Goals			Kickoffs				
Date	Opponent	no.	yds	avg	long	blkd	tb	fc	50+	i20	md-att	long	blkd	no.	yds	avg	tb	ob
Sep 05	MAINE	8	356	44.5	62	0	0	1	3	1	1-1	39	0	2	123	61.5	0	0
Sep 12	HOWARD	11	421	38.3	65	1	0	3	3	1	0-0	0	0	1	61	61.0	0	0
Sep 18	FLORIDA STATE	7	366	52.3	58	0	0	2	5	4	0-1	0	0	3	194	64.7	1	0
Sep 26	NORTHERN ILLINOIS	8	305	38.1	69	1	0	2	1	1	0-1	0	0	3	175	58.3	1	0
Oct 03	at Duke	8	312	39.0	56	0	1	1	2	3	3-3	53	0	4	223	55.8	1	0
Oct 10	WAKE FOREST	10	513	51.3	62	0	0	0	8	4	1-2	25	0	2	129	64.5	0	0
Oct 17	at Clemson	4	150	37.5	45	0	0	3	0	0	2-2	42	0	7	437	62.4	4	1
Oct 24	at LOUISVILLE	9	278	30.9	43	1	1	5	0	2	1-1	34	0	4	257	64.2	2	0
Oct 31	VIRGINIA TECH	7	284	40.6	50	0	0	1	1	3	4-4	47	0	6	376	62.7	1	0
Nov 07	NC STATE	9	392	43.6	72	0	1	3	3	4	1-1	37	0	5	284	56.8	1	1
Nov 21	vs Notre Dame	4	188	47.0	55	0	1	1	3	3	2-2	35	0	5	283	56.6	0	0
		85	3565	41.9	72	3	4	22	29	26	15-18	53	0	42	2542	60.5	11	2
Boston College		85	3534	41.6	58	0	5	22	13	27	5-10	43	0	40	2389	59.7	9	1



GAME STARTERS

OFFENSE

Opponent	LT	LG	C	RG	RT	TE/FB	QB	RB	WR	WR	WR
Maine	Bowen	Baker	Taylor	Williams	Cashman	Addazio	Wade	Hilliman	Smith	Alston	Dudeck
Howard	Bowen	Baker	Taylor	Williams	Cashman	Addazio	Wade	Rouse	Callinan	Sweeney (TE)	Wolford (FB)
Florida State	Bowen	Baker	Taylor	Williams	Cashman	Addazio	Wade	Hilliman	Callinan	Sweeney (TE)	Wolford (FB)
N. Illinois	Bowen	Williams	Baker	Lindstrom	Cashman	Addazio	Flutie	Outlow	Callinan	Sweeney (TE)	Wolford (FB)
Duke	Bowen	Williams	Baker	Lindstrom	Cashman	Chapman	Flutie	Outlow	Callinan	Sweeney (TE)	Wolford (FB)
Wake Forest	Bowen	Williams	Baker	Lindstrom	Cashman	Burt	Flutie	Outlow	Callinan	Sweeney (TE)	Wolford (FB)
Clemson	Bowen	Williams	Baker	Lindstrom	Cashman	Addazio	J. Smith	Rouse	Callinan	Sweeney (TE)	Wolford (FB)
Louisville	Monteiro	Williams	Baker	Lindstrom	Hendren	Addazio	J. Smith	Willis	Callinan	Sweeney (TE)	Wolford (FB)
Virginia Tech	Monteiro	Williams	Baker	Lindstrom	Hendren	Addazio	Flutie	Willis	Callinan	Sweeney (TE)	Wolford (FB)
N.C. State	Monteiro	Williams	Baker	Lindstrom	Bowen	Addazio	Fadule	Rouse	Callinan	Dudeck	Wolford (FB)
Notre Dame	Monteiro	Williams	Baker	Lindstrom	Bowen	Addazio	Fadule	Rouse	Smith	Sweeney (TE)	Dudeck
Syracuse											

DEFENSE

Opponent	DE	DT	N	DE	SLB	MLB	WLB	LC	SS	FS	RC
Maine	Landry	Gutapfel	Wujciak	Kavalec	Milano	Daniels	Schwab	K. Moore	Johnson	Simmons	McClary
Howard	Landry	Gutapfel	Wujciak	Kavalec	Milano	Daniels	Schwab	K. Moore	Johnson	Simmons	McClary
Florida State	Abdesmad	Gutapfel	Wujciak	Kavalec	Milano	Daniels	Schwab	K. Moore	Johnson	Simmons	Yiadom
N. Illinois	Landry	Gutapfel	Wujciak	Abdesmad	Milano	Daniels	Schwab	K. Moore	Johnson	Simmons	Yiadom
Duke	Landry	Gutapfel	Wujciak	Abdesmad	Milano	Daniels	Schwab	K. Moore	Johnson	Simmons	Yiadom
Wake Forest	Landry	Gutapfel	Wujciak	Abdesmad	Milano	Daniels	Schwab	K. Moore	Johnson	Simmons	Yiadom
Clemson	Landry	Gutapfel	Wujciak	Abdesmad	Milano	Daniels	Strachan	K. Moore	Johnson	Simmons	Yiadom
Louisville	Landry	Gutapfel	Wujciak	Abdesmad	Milano	Daniels	Strachan	K. Moore	Johnson	Simmons	Yiadom
Virginia Tech	Landry	Gutapfel	Wujciak	Abdesmad	Milano	Daniels	Strachan	Yiadom	Johnson	Simmons	McClary
N.C. State	Landry	Gutapfel	Wujciak	Abdesmad	Milano	Daniels	Strachan	Johnson	Harris	Simmons	McClary
Notre Dame	Landry	Gutapfel	Wujciak	Abdesmad	Milano	Daniels	Strachan	Johnson	Harris	Simmons	McClary
Syracuse											

SPECIAL TEAMS

Opponent	KO	FG	P	KR	PR
Maine	Howell	Howell	Howell	Alston	Alston
Howard	Howell	Howell	Howell	Walker	Alston
Florida State	Howell	--	Howell	Willis	Alston
N. Illinois	Howell	Lichtenberg	Howell	Willis	Alston
Duke	Lichtenberg	Lichtenberg	Howell	Walker	Alston
Wake Forest	Lichtenberg	Lichtenberg	Howell	Walker	Alston
Clemson	Lichtenberg	Knoll	Howell	Walker	Alston
Louisville	Lichtenberg	Knoll	Howell	Walker	Alston
Virginia Tech	Lichtenberg	Knoll	Howell	Walker	Alston
N.C. State	Lichtenberg	Knoll	Howell	Walker	Alston
Notre Dame	Lichtenberg	Lichtenberg	Howell	Walker	Alston
Syracuse					



myles willis

jon hilliman

marcus outlow



PLAYER PROFILES

- Saw action in the loss to No. 5/4 Notre Dame (Nov. 21), throwing for 24 yards and a touchdown on 5-of-6 passing while rushing for a career-high 100 yards and an 80-yard score - the longest play from scrimmage since Nov. 9, 2013 - on five carries
- Made second consecutive start in loss at Louisville (Oct. 24), throwing for 47 yards on 5-of-11 passing and rushing for an eight-yard touchdown
- Made first career start at No. 5/6 Clemson (Oct. 17), throwing for career-high 87 passing yards and a touchdown, adding 13 yards and a score on the ground
- Threw for 56 yards and an interception on 4-of-12 passing while rushing 11 times for 44 yards in a loss against Wake Forest (Oct. 10)
- Set a career high in carries (10), rushing for 56 yards in the loss against Duke (Oct. 3)
- Rushed for 56 yards on nine carries in the win over Northern Illinois (Sept. 26)
- Saw his first career game action against Howard (Sept. 12), leading the Eagles with 89 rushing yards on five carries and tying for a team-high three touchdowns; did not record a negative rushing play in the game

PASSING	G-S	COMP	ATT	INT	PCT	YDS	TD	LG
2015	8-2	26	69	1	37.7	220	2	39
TOTAL	8-2	26	69	1	37.7	220	2	39

RUSHING	G	ATT	YDS	AVG	TD	LG
2015	8	58	333	41.6	5	80
TOTAL	8	58	333	41.6	5	80

CAREER HIGHS

Points scored:	15 vs. Howard, Sept. 12, 2015
Attempts:	22 at Clemson, Oct. 17, 2015
Completions:	7 at Clemson, Oct. 17, 2015
Yards:	87 at Clemson, Oct. 17, 2015
Long pass:	39 at Clemson, Oct. 17, 2015
Rushes:	11 vs. Wake Forest, Oct. 10, 2015
Rush yards:	100 vs. Notre Dame, Nov. 21, 2015
Rushing touchdowns:	3 vs. Howard, Sept. 12, 2015
Long rush:	80 vs. Notre Dame, Nov. 21, 2015

- Set career highs in punt returns (5) and punt return yards (51) in the loss against Wake Forest (Oct. 10)
- Totalled a team-high 30 receiving yards on one catch against Northern Illinois (Sept. 26) and returned two punts for 21 yards
- Recorded 42 all-purpose yards in the loss against Florida State (Sept. 18), rushing for nine yards on four carries, catching two passes for 15 yards and returning three punts for 18 yards
- Finished with 60 all-purpose yards against Howard (Sept. 12), rushing for 12 yards on one carry and returned two punts for a career-high 48 yards, including a career-high return of 39 yards
- Tied for second on the team with 31 receiving yards on three catches in the victory over Maine (Sept. 5). Notched 91 all-purpose yards against the Black Bears with 35 punt return yards (3 returns) and 31 kick returns yards (2 returns)

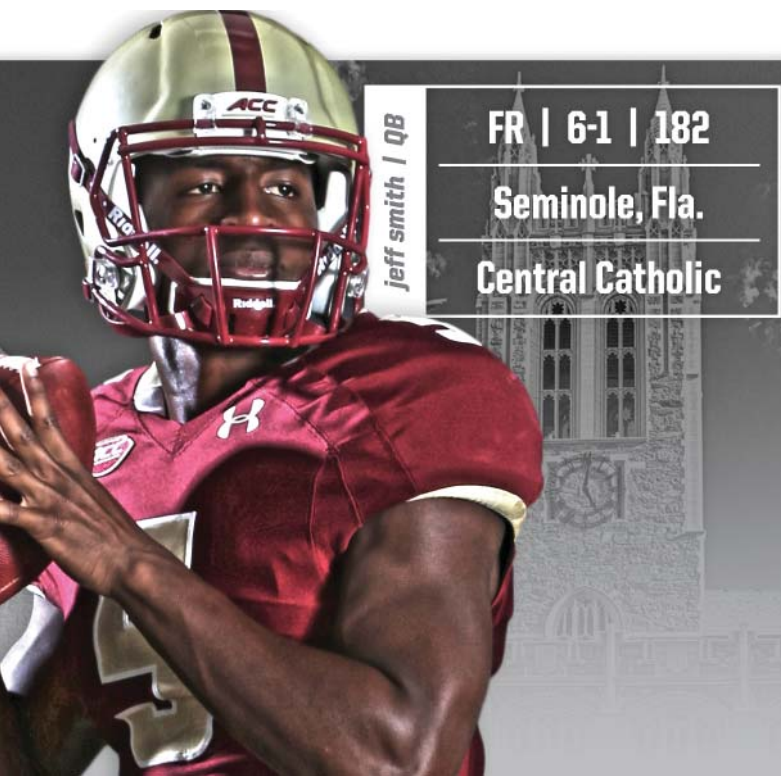
RECEIVING	G	REC	YDS	AVG	TD	LG
2014	13	16	175	13.5	2	37
2015	11	7	77	7.7	0	30
TOTAL	24	23	252	11.0	2	37

RUSHING	G	ATT	YDS	AVG	TD	LG
2014	13	34	352	27.1	2	54
2015	11	13	36	3.3	0	12
TOTAL	24	47	388	16.2	2	54

RETURNS	G	PR	YDS	AVG	TD	LG	KR	YDS	AVG	TD	LG
2014	13	15	125	9.6	0	36	0	0	0	0	0
2015	10	23	180	16.4	0	39	2	31	3.4	0	16
TOTAL	23	35	305	12.7	0	36	2	31	1.4	0	16

CAREER HIGHS

Points scored:	6, 4 times, last vs. Syracuse, Nov. 29, 2014
Touchdowns:	1, 4 times, last last vs. Syracuse, Nov. 29, 2014
Receptions:	2, 3 times, last last vs. Syracuse, Nov. 29, 2014
Receiving yards:	39 (2 rec.) at Virginia Tech, Nov. 1, 2014
Receiving touchdowns:	1, 2 times, last vs. Syracuse, Nov. 29, 2014
Long reception:	37 at Virginia Tech, Nov. 1, 2014
Rush attempts:	5, 3 times, last vs. Clemson, Oct. 18, 2014
Rush yards:	57 vs. Maine, Sept. 20, 2014
Rush touchdowns:	1, 2 times, last at NC State, Oct. 11, 2014
Long rush:	55 vs. Southern California, Sept. 13, 2014
Punt returns:	5 vs. Wake Forest, Oct. 10, 2015
Punt return yards:	51 vs. Wake Forest, Oct. 10, 2015
Long punt return:	39 vs. Howard, Sept. 12, 2015
All-purpose yards:	121 at NC State, Oct. 11, 2014




jeff smith / qb

FR | 6-1 | 182

Seminole, Fla.

Central Catholic



sherman alston / wr

SO | 5-6 | 163

Harlem, N.Y.

Saint Joseph (N.J.)



PLAYER PROFILES

- Totalled 43 rushing yards on five carries in the loss at No. 5/6 Clemson (Oct. 17)
- Rushed a career-high 15 times for 62 yards in loss versus Wake Forest (Oct. 10)
- Recorded 38 rushing yards on 11 carries in the loss against Duke (Oct. 3)
- Rushed for 11 yards on three carries against Florida State (Sept. 18)
- Ran for 42 yards on four carries and a touchdown, including a career-high 32-yard run in the victory over Howard (Sept. 12)
- Rushed for 37 yards on nine carries and had one catch for 22 yards in the season-opening victory against Maine (Sept. 5)

RUSHING	G	ATT	YDS	AVG	TD	LG
2014	12	59	243	20.2	0	27
2015	9	53	241	26.8	1	32
TOTAL	21	112	484	23.0	1	32

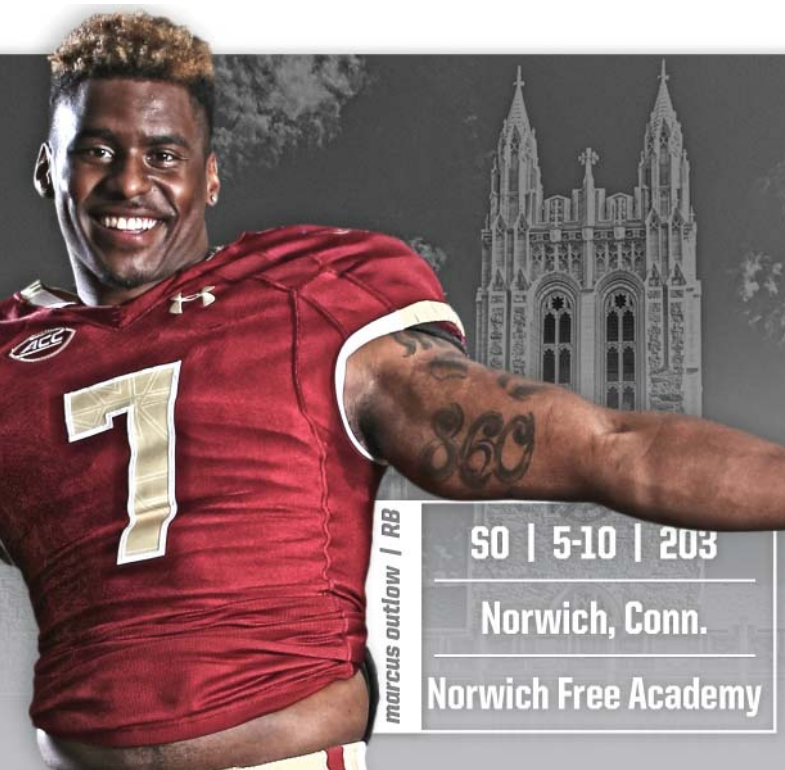
RECEIVING	G	REC	YDS	AVG	TD	LG
2014	12	11	103	8.6	1	31
2015	9	4	53	5.9	0	22
TOTAL	21	13	156	7.4	1	31

CAREER HIGHS	Points scored:	6, 2 times, last vs. Howard, Sept. 12, 2015
	Touchdowns:	1, 2 times, last vs Howard, Sept. 12, 2015
	Rush attempts:	15 vs. Wake Forest, Oct. 10, 2015
	Rush yards:	107 vs. Maine, Sept. 20, 2014
	Rushing touchdowns:	1 vs. Howard, Sept. 12, 2015
	Long rush:	32 vs. Howard, Sept. 12, 2015
	Receptions:	3 vs. Penn State, Dec. 27, 2014
	Receiving yards:	31 vs. Colorado State, Sept. 27, 2014
	Receiving touchdowns:	1 at Virginia Tech, Nov. 1, 2014
	Long reception:	31 vs. Colorado State, Sept. 27, 2014

- Currently leads the Eagles and is tied for 19th in the nation with three forced fumbles
- Registered three tackles, including a combined tackle for a loss, in the loss to No. 5/4 Notre Dame (Nov. 21)
-
- Totaled seven tackles, including two for a loss of five yards and a sack for a loss of four, in loss to Virginia Tech (Oct. 31)
- Recorded five tackles, including one for a loss of six yards, while forcing a fumble, recovering a fumble and returning it 34 yards in loss at Louisville (Oct. 24)
- Added six tackles in 9-7 loss to Duke (Oct. 3)
- Tallied five tackles in the victory over Northern Illinois (Sept. 26)
- Named ACC Defensive Lineman of the Week after performance against No. 9/6 Florida State (Sept. 18), logging a career-high 11 tackles - the first BC player to tally double-digit tackles in 2015 - including seven solo stops, a career high 4.5 tackles for a loss of 27 and 1.5 sacks for a loss of 18 yards
- Recorded two tackles for a loss of 10 yards, including a sack for a loss of eight in the win over Howard (Sept. 12)
- Recorded first career sack on a combination hit for a loss of four yards, tallied 1.5 tackles for a loss of 12 yards and forced two fumbles in the victory against Maine (Sept. 5)

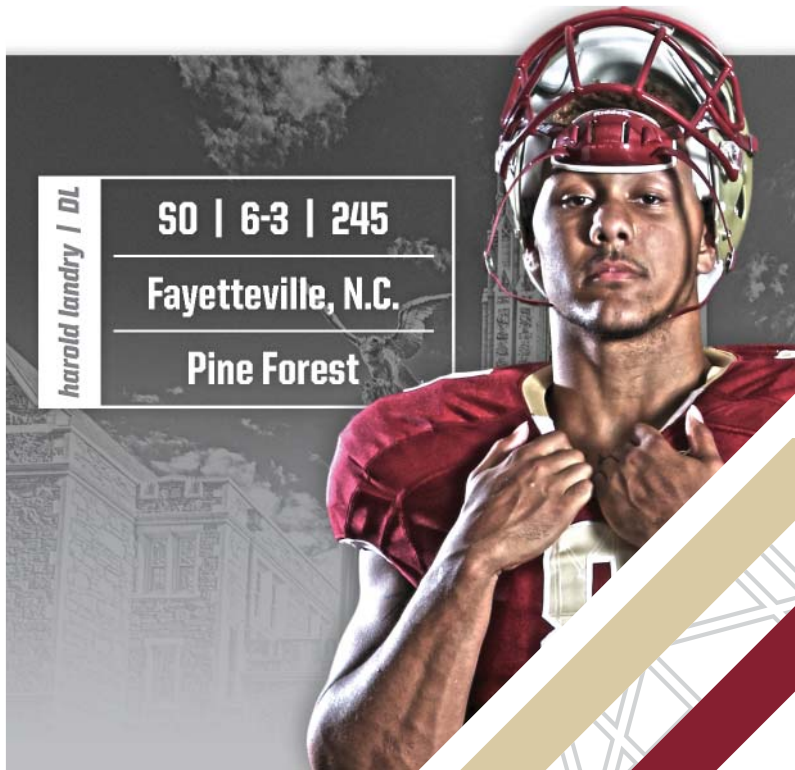
DEFENSE	G	UA	A	TOT	TFL	SAC	INT	FF/FR
2014	13	6	5	11	15-4	0-0	0-0	0/0
2015	11	33	21	54	14.0-64	4.0-34	0-0	3/1
TOTAL	24	39	26	65	15.5-68	4.0-34	0-0	3/1

CAREER HIGHS	Tackles:	11 vs. Florida State, Sept. 18, 2015
	Tackles for loss:	4.5 vs. Florida State, Sept. 18, 2015
	Sacks:	1.5 vs. Florida State, Sept. 18, 2015
	Forced fumbles:	2 vs. Maine, Sept. 5, 2015
	Fumbles recovered:	1 at Louisville, Oct. 24, 2015



marcus outlow / RB

SO | 5-10 | 203
Norwich, Conn.
Norwich Free Academy



harold landry / DL

SO | 6-3 | 245
Fayetteville, N.C.
Pine Forest



PLAYER PROFILES

- Tallied six tackles, an interception in the end zone and a forced fumble in Eagles loss to No. 5/4 Notre Dame (Nov. 21)
- Registered seven tackles, including combining on one for a loss of a yard, in loss to NC State (Nov. 7)
- Recorded seven tackles and an interception in the end zone in loss to Virginia Tech (Oct. 31)
- Set a career high with 11 tackles, including eight solo, while combining for a tackle for a loss of one yard and first career blocked punt, which was returned for a touchdown, in loss at Louisville (Oct. 24)
- Tallied seven tackles in loss at No. 5/6 Clemson (Oct. 17)
- Notched three solo tackles against Wake Forest (Oct. 10) and at Duke (Oct. 3)
- Recorded three tackles, forced a fumble and recorded first career interception in the victory over Northern Illinois (Sept. 26)
- Tallied seven tackles, including four solo stops, in the loss to No. 9/6 Florida State (Sept. 18)
- Played in eight games, making two starts in 2014 before an arm injury sidelined him for the final five regular-season games but he did return for the New Era Pinstripe Bowl on Dec. 27

DEFENSE	G	UA	A	TOT	TFL	SAC	INT	FF/FR
2013	12	4	0	4	1.0-1	0-0	0-0	0/1
2014	8	18	7	25	1.0-7	1.0-7	0-0	0/0
2015	11	41	18	59	1.5-5	0.5-3	3-0	2/1
TOTAL	31	63	25	88	3.5-13	1.5-10	3-0	2/2

CAREER HIGHS	Tackles:	11 vs. Louisville, Oct. 24, 2015
	Tackles For loss:	1, 2 times, last vs. Maine, Sept. 20, 2014
	Sacks:	1.0 vs. Maine, Sept. 20, 2014
	Interceptions:	1, 3 times, last vs. Notre Dame Nov. 21, 2015
	Fumbles forced:	1, 2 times, last vs. Notre Dame, Nov. 21, 2015
	Fumbles recovered:	1, 2 times, last vs. Notre Dame, Nov. 21, 2015
	Blocked kicks:	1 at Louisville, Oct. 24, 2015



john johnson / DB

JR | 6-0 | 198
West Hyattsville, Md.
Northwestern HS

- Tallied eight tackles, including seven solo stops and 2.5 tackles for a loss of seven yards in the loss to No. 5/4 Notre Dame (Nov. 21)
- Registered a game-high eight tackles, including one for loss of one yard, in loss to NC State (Nov. 7)
- Tallied eight tackles, including four solo stops and 1.5 for a loss of four yards, while also recovering a fumble in loss to Virginia Tech (Oct. 31)
- Totaled nine tackles, including 2.5 for a loss of 14 yards, while tallying a sack for a loss of 10 yards and recovering a fumble in a loss at Louisville (Oct. 24)
- Recorded a career-high and game-high 12 tackles and recorded a pass breakup in loss at No. 5/6 Clemson (Oct. 17)
- Recorded three tackles and an interception in the 3-0 loss to Wake Forest (Oct. 10)
- Earned ACC Linebacker of the Week honors after tallying a career-high nine tackles, including seven solo stops, in the victory over Northern Illinois (Sept. 26), including one sack for a loss on nine yards and 2.5 tackles for a loss of 11 yards
- Recorded first career interception against Howard (Sept. 12) and returned it 16 yards for BC's first interception return for the TD since 2013; added five tackles on the day
- Led the Eagles with six tackles against Maine (Sept. 5)

DEFENSE	G	UA	A	TOT	TFL	SAC	INT	FF/FR
2014	13	5	7	12	1.0-4	0.5-3	0-0	0/0
2015	10	44	27	71	11.5-40	2.0-19	2-16	0/2
TOTAL	23	49	34	83	12.5-44	2.5-22	2-16	0/2

CAREER HIGHS	Tackles:	12 at Clemson, Oct. 17, 2015
	Tackles For loss:	2.5, 2 times, last vs. Notre Dame, Nov. 21, 2015
	Sacks:	1.0 vs. Northern Illinois, Sept. 26, 2015
	Interceptions:	1, 2 times, last vs. Wake Forest, Oct. 10, 2015
	Interception return yards:	16 vs. Howard, Sept. 12, 2015
	Fumble recovery:	1, 22 times, last vs. Virginia Tech, Oct. 31, 2015



connor strachan / LB

SO | 6-2 | 230
Wellesley, Mass.
St. Sebastian's



PLAYER PROFILES

- Notched second consecutive start in the loss to No. 5/4 Notre Dame (Nov. 21), throwing for 64 yards on 7-of-16 passing and adding a career-high 64 rushing yards on eight carries
- Made first career start against NC State (Nov. 7), tallying BC's highest passing yards output since Aug. 31, 2013 with 257, throwing 23-of-37 with three interceptions and first career touchdown: a three-yard pass to Thadd Smith
- Made first appearance in loss to Virginia Tech (Oct. 31), throwing for 143 yards on 8-of-20 passing with one interception; also carried the ball 15 times for a team game-high 53 yards
- On first ever play from scrimmage, recording a 25-yard rush
- Believed to be the first Boston College quarterback walk-on to start since World War II
- One of two walk-one quarterbacks to start a game in FBS this season

PASSING	2015	G-S	COMP	ATT	INT	PCT	YDS	TD	LG
TOTAL	3-2	38	73	4	52.1	464	1	37	37

RUSHING	2015	G	ATT	YDS	AVG	TD	LG
TOTAL	3	39	98	32.7	0	25	25

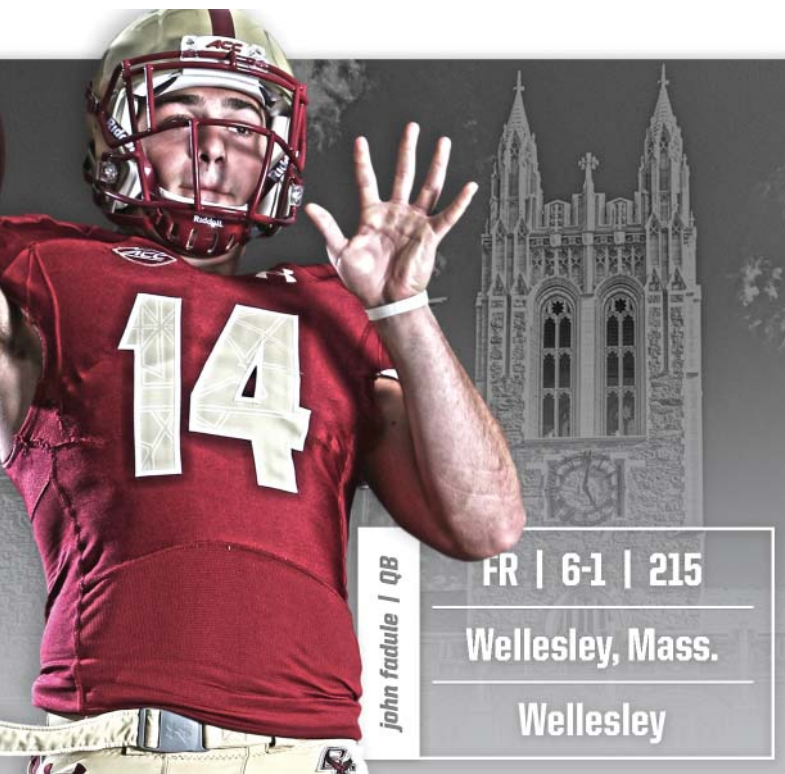
CAREER HIGHS	Points scored:	6 vs. NC State, Nov. 7, 2105
	Attempts:	37 vs. NC State, Nov. 7, 2105
	Completions:	23 vs. NC State, Nov. 7, 2105
	Yards:	257 vs. NC State, Nov. 7, 2105
	Pass touchdowns:	1 vs. NC State, Nov. 7, 2105
	Long pass:	37 vs. NC State, Nov. 7, 2105
	Rushes:	16 vs. Virginia Tech, Oct. 31, 2105
	Rush yards:	64 vs. Notre Dame, Nov. 21, 2105
	Long rush:	25 vs. Virginia Tech, Oct. 31, 2105

- Made fourth career start in the loss against Virginia Tech (Oct. 31), throwing one incomplete pass
- Appeared in the second half in the loss at Louisville (Oct. 24), throwing for 46 yards on 4-of-10 passing
- Completed 2-of-8 passes for 18 yards in the loss to Wake Forest (Oct. 10) with one interception
- Threw for a career-high 129 yards and a touchdown on 5-of-8 passing against Duke (Oct. 3); included a 66-yard TD pass to Thadd Smith, the longest play from scrimmage for the Eagles in 2015
- Made first career start against Northern Illinois (Sept. 26), throwing for 92 yards, one touchdown and one interception on 5-of-11 passing; also rushed nine times for four yards
- Rushed three times for seven yards and completed 1-of-2 passes for nine yards in the loss to No. 9/6 Florida State (Sept. 18)
- Completed 7-of-8 pass attempts for 88 yards with first career touchdown - a 10-yard reception - and a career-long 34-yard throw in victory over Howard (Sept. 12); also rushed once for 20 yards

PASSING	2015	G-S	COMP	ATT	INT	PCT	YDS	TD	LG
TOTAL	8-4	24	48	1	50.0	382	3	66	66

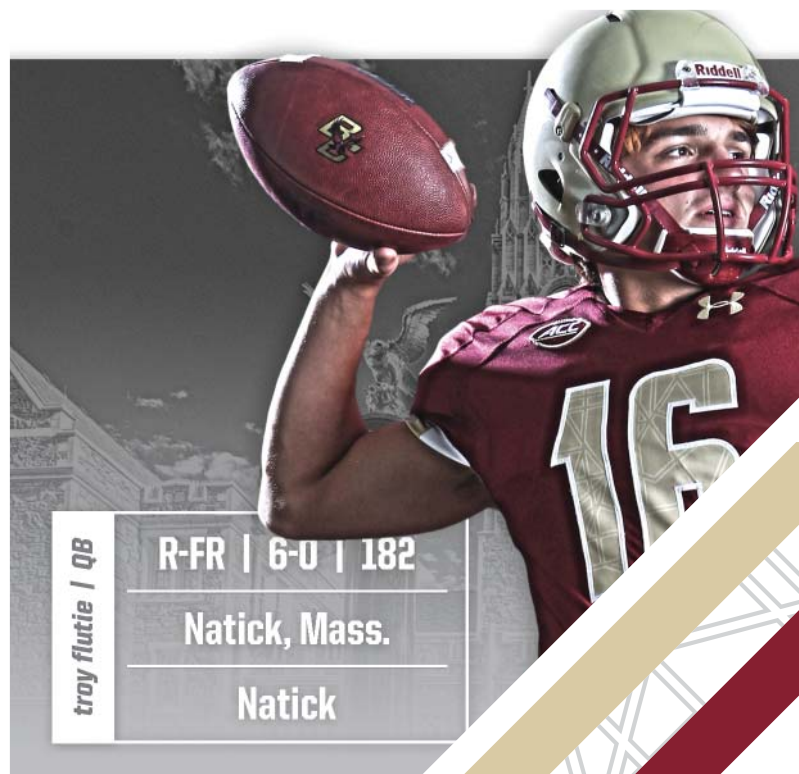
RUSHING	2015	G	ATT	YDS	AVG	TD	LG
TOTAL	8	22	37	4.6	0	20	20

CAREER HIGHS	Points scored:	6, 3 times, last at Duke, Oct. 3, 2015
	Attempts:	11 vs. Northern Illinois, Sept. 26, 2015
	Completions:	7 vs. Howard, Sept. 12, 2015
	Yards:	129 at Duke, Oct. 3, 2015
	Pass touchdowns:	1, 3 times, last at Duke, Oct. 3, 2015
	Long pass:	66 at Duke, Oct. 3, 2015
	Rushes:	9 vs. Northern Illinois, Sept. 26, 2015
	Rush yards:	20 vs. Maine, Sept. 5, 2015
	Long rush:	20 vs. Maine, Sept. 5, 2015



john fadule / QB

FR | 6-1 | 215
Wellesley, Mass.
Wellesley



troy flutie / QB

R-FR | 6-0 | 182
Natick, Mass.
Natick



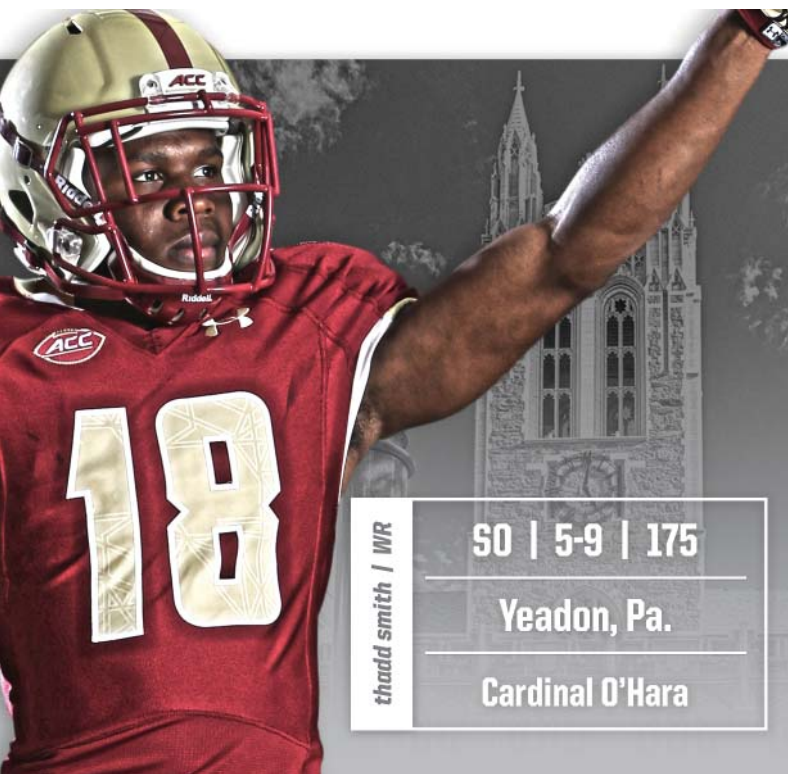
PLAYER PROFILES

- Leads the Eagles with 224 receiving yards and 20.4 yards per game
- Hauled in three passes for 18 yards and a touchdown in loss against NC State (Nov. 7)
- Caught a career-high four passes for 40 yards in the loss at Louisville (Oct. 24)
- Totaled 22 offensive yards on two carries for 13 yards and a grab for nine more in the loss to Wake Forest (Oct. 10)
- Scored first career touchdown on a 66-yard catch and run from Troy Flutie against at Duke (Oct. 3) in the Eagles' longest play from scrimmage this season; tallied a career-high 99 receiving yards on two catches in the game
- Logged first career catch - a 16-yard grab - in the season-opening victory against Maine (Sept. 5); also rushed twice for 26 yards, including a career-long 18 yards

RECEIVING	G	REC	YDS	AVG	TD	LG
2014	9	0	0	0	0	0
2015	11	16	224	20.4	2	66
TOTAL	20	16	224	11.2	2	66

RUSHING	G	ATT	YDS	AVG	TD	LG
2014	9	0	0	0	0	0
2015	11	9	56	5.1	0	18
TOTAL	20	9	56	2.8	0	18

CAREER HIGHS	Points scored:	6, 2 times, last vs. NC State, Nov. 7, 2015
	Touchdowns:	1, 2 times, last vs. NC State, Nov. 7, 2015
	Receptions:	4 at Louisville, Oct. 24, 2015
	Receiving yards:	99 at Duke, Oct. 3, 2015
	Receiving touchdowns:	1, 2 times, last vs. NC State, Nov. 7, 2015
	Long reception:	66 at Duke, Oct. 3, 2015
	Rush attempts:	2, 2 times, last vs. Wake Forest, Oct. 10, 2015
	Rush yards:	26 vs. Maine, Sept. 5, 2015
	Long rush:	18 vs. Maine, Sept. 5, 2015
	Punt returns:	1 vs. Howard, Sept. 12, 2015
	All-purpose yards:	99 at Duke, Oct. 3, 2015



thadd smith / WR

SO | 5-9 | 175
Yeadon, Pa.
Cardinal O'Hara

- Currently fourth on BC's all-time list with 1,1613 return yards and tied for fourth with 67 returns
- Named to the Phil Steele Preseason All-ACC Second Team, Athlon Sports Preseason All-American Third Team, Athlon Sports Preseason All-ACC First Team and College Sports Madness Preseason All-ACC Second Team as a kick return specialist
- Also earned a spot on the Paul Hornung Award Watch List
- Totaled 58 total yards in loss at Louisville (Oct. 24), leading the Eagles with 22 rushing yards and making a 36-yard catch
- Returned after missing two games due to a shoulder injury to rush for a season-high 88 yards on 15 carries in loss at No. 5/6 Clemson (Oct. 17)
- Totaled 40 rushing yards on eight carries in loss to Florida State (Sept. 18) while returning two kickoffs for 47 yards
- Rushed for 77 yards and seven carries in victory over Howard (Sept. 12)

RUSHING	G	ATT	YDS	AVG	TD	LG
2013	11	60	346	31.5	2	38
2014	13	88	459	35.3	2	68
2015	8	65	257	32.1	0	35
TOTAL	32	213	1,062	33.2	4	68

RECEIVING	G	REC	YDS	AVG	TD	LG
2013	11	5	60	5.5	1	52
2014	13	1	18	1.4	0	18
2015	8	1	36	4.5	0	36
TOTAL	32	7	114	3.6	1	52

RETURNS	G	NO	YDS	AVG	TD	LG
2013	11	30	709	64.5	1	98
2014	13	34	839	64.5	1	95
2015	8	3	65	8.1	0	24
TOTAL	32	67	1,613	50.4	2	98

CAREER HIGHS	Points scored:	6, 7 times, last vs. Syracuse, Nov. 29, 2014
	Touchdowns:	1, 7 times, last vs. Syracuse, Nov. 29, 2014
	Rush attempts:	17 at Syracuse, Nov. 30, 2013
	Rush yards:	89 vs. Southern California, Sept. 13, 2014
	Rush TDs:	1, 4 times, last at Virginia Tech, Nov. 1, 2014
	Long rush:	68 at Virginia Tech, Nov. 1, 2014
	Receptions:	4 vs. Florida State, Sep 28, 2013
	Receiving yards:	69 vs. Florida State, Sept. 28, 2013
	Receiving TDs:	1 vs. Florida State, Sept. 28, 2013
	Long reception:	52 vs. Florida State, Sept. 28, 2013
	All-purpose yards:	211 vs. Florida State, Sept. 28, 2013
	Kick returns:	5, 2 times, last vs. Louisville, Nov. 8, 2014
	Kick return yards:	131 vs. Louisville, Nov. 8, 2014
	Long kick return:	98 at New Mexico State, Nov. 9, 2013



myles willis / RB

JR | 5-9 | 194
Conyers, Ga.
Marist School



PLAYER PROFILES

- Tied for 11th in the nation and first in the Atlantic Coast Conference with five interceptions
- Tied for the team lead with eight tackles and recorded three turnovers: two interceptions and a forced and recovered fumble in the loss to No. 5/4 Notre Dame (Nov. 21); earned ACC Defensive Back of the Week honors for efforts
- Recorded an interception to go along with six tackles in loss to NC State (Nov. 7)
- Notched six tackles against Virginia Tech (Oct. 31)
- Totaled eight tackles, including seven solo stops, and an interception in loss at Louisville (Oct. 24)
- Tallied nine tackles and returned an interception for 28 yards in loss at No. 5/6 Clemson (Oct. 17)
- Recovered a fumble on the opponent's 11-yard line with less than a minute to play in a 3-0 loss to Wake Forest (Oct. 10)
- Recorded four tackles, a pass breakup and recovered a fumble in win over NIU (Sept. 26)
- Recorded seven tackles in loss to FSU (Sept. 18)
- Made four tackles, including three unassisted, in the season opener against Maine (Sept. 5)
- Returns as the Eagles' top tackler from 2014, recording 76 tackles, including 63 solo stops; also notched two interceptions
- Started all 13 games in 2014, seven at free safety and the final six at right corner after moving due to injuries on the team

	G	UA	A	TOT	TFL	FF	FR	INT
2012	12	31	21	52	0.0-0	2	0	1-2
2013	13	22	12	34	1.0-6	0	1	0-0
2014	13	63	13	76	2.0-16	0	0	2-20
2015	11	45	17	62	1.0-2	1	3	4-28
TOTAL	49	161	63	224	4.0-24	3	4	7-50

CAREER HIGHS	Interceptions:	2 vs Notre Dame, Nov. 21, 2015
	Long interception return:	28 vs. Clemson, Oct. 17, 2015
	Tackles:	11 vs. Colorado State, Sep. 29, 2014
	Tackles for loss:	1.0, 3 times, last vs. Clemson, Oct. 18, 2014
	Sacks:	1.0 at Massachusetts, Aug. 30, 2014
	Fumbles forced:	1, 3 times, last vs. Notre Dame, Nov. 21, 2015
	Fumbles recovered:	1, 4 times, last vs. Notre Dame, Nov. 21, 2015
	Pass breakups:	2 vs. Clemson, Oct. 25, 2014

- Tallied five solo tackles, including two tackles for a loss of five yards, to go along with a forced fumble, a fumble recovery of 13 yards and a pass breakup in the loss to No. 5/4 Notre Dame (Nov. 21)
- Notched four solo tackles, including one for a loss of four yards, in loss to NC State (Nov. 7)
- Tied a career high with nine tackles, including six solo stops, while tallying a sack for 10 yards, and two tackles for a loss of 14 yards in loss to Virginia Tech (Oct. 31)
- Totaled five tackles and combined for 1.5 sacks for a loss of seven yards in loss at Louisville (Oct. 24)
- Tallied seven tackles, including 1.5 tackles for a loss of 12 yards, while adding a sack for a loss of 10 yards in loss at No. 5/6 Clemson (Oct. 17)
- Totaled four tackles, including one for a loss of two yards, while recording his first career forced fumble with less than one minute to play at the opponent's 11-yard line, in 3-0 loss to Wake Forest (Oct. 10)
- Recorded a career-high nine tackles, including a career-high three for a loss, and a sack in loss at Duke (Oct. 3)
- Blocked his second punt of the season in the victory over Northern Illinois (Sept. 26); also added four tackles including 1.5 tackles for a loss of three yards
- Blocked a punt - the first for BC since 2013 - in the victory against Howard (Sept. 12)
- Notched two sacks for a loss of 14 yards in the season-opening win to Maine (Sept. 5)

	G	UA	A	TOT	TFL	SACKS	FF/FR
2013	13	4	1	5	0-0	0-0	0/0
2014	12	15	3	18	3.0-19	1.0-3	0/2
2015	11	43	12	55	15.5-69	6.5-45	2/1
TOTAL	36	62	16	78	18.5-88	7.5-48	2/3

CAREER HIGHS	Tackles:	9, 2 times, last vs. Virginia Tech Oct. 31, 2015
	Tackles for loss:	3.0 vs. Duke, Oct. 3, 2015
	Sacks:	2.0 vs. Maine, Sept. 5, 2015
	Fumble recovered:	1, 3 times, last vs. Notre Dame, Nov. 21, 2015
	Blocked punt:	1, 2 times, last vs. Northern Illinois, Sept. 26, 2015
	Fumble forced:	1, 2 times, last vs. Notre Dame, Nov. 21, 2015



justin simmons / DB

SR | 6-3 | 201

Stuart, Fla.

Martin County



matt milano / LB

JR | 6-1 | 218

Orlando, Fla.

Dr. Phillips



PLAYER PROFILES

- Hauled in a career-high three receptions for 27 yards in the loss to No. 5/4 Notre Dame (Nov. 21)
- Rushed seven times for 48 yards in loss against NC State (Nov. 7)
- Led team in receiving, catching two passes for a career-high 53 yards in the loss against Virginia Tech (Oct. 31)
- Led the team with a career-long 39 reception in the loss at No. 5/6 Clemson (Oct. 17)
- Rushed 14 times for 35 yards in a loss against Wake Forest (Oct. 10)
- Ran for 49 yards on a season-high 14 carries in the loss at Duke (Oct. 3)
- Finished with 42 rushing yards on 12 carries in the win against Northern Illinois (Sept. 26)
- Rushed for 36 yards and a career-high three touchdowns on six carries in the victory over Howard (Sept. 12); also caught one pass for 17 yards
- Led the Eagles with 81 rushing yards on eight carries (10.1 yds/carry) and scored a career-high two touchdowns in season-opening victory against Maine (Sept. 5); also recorded for a career-long 45-yard score

RUSHING	G	ATT	YDS	AVG	TD	LG
2013	10	26	125	12.5	2	29
2014	13	49	214	16.5	3	42
2015	11	77	315	28.6	5	45
TOTAL	34	152	654	19.2	10	45

RECEIVING	G	REC	YDS	AVG	TD	LG
2013	10	0	0	0.0	0	0
2014	13	4	44	3.4	0	23
2015	11	9	154	14.0	0	39
TOTAL	34	13	198	5.8	0	39

CAREER HIGHS	Points scored:	18 vs. Howard, Sept. 15, 2015
	Touchdowns:	3 vs. Howard, Sept. 15, 2015
	Rush attempts:	19 at Massachusetts, Aug. 30, 2014
	Rush yards:	87 at Massachusetts, Aug. 30, 2014
	Rush TDs:	2 vs. Maine, Sept. 5, 2015
	Long rush:	45 vs. Maine, Sept. 5, 2015
	Receptions:	3 vs. Notre Dame, Nov. 21, 2015
	Receiving yards:	53 vs. Virginia Tech, Oct. 31, 2015
	Long repcetion:	39 at Clemson, Oct. 17, 2015
	All-purpose yards:	98 at Massachusetts, Aug. 30, 2014

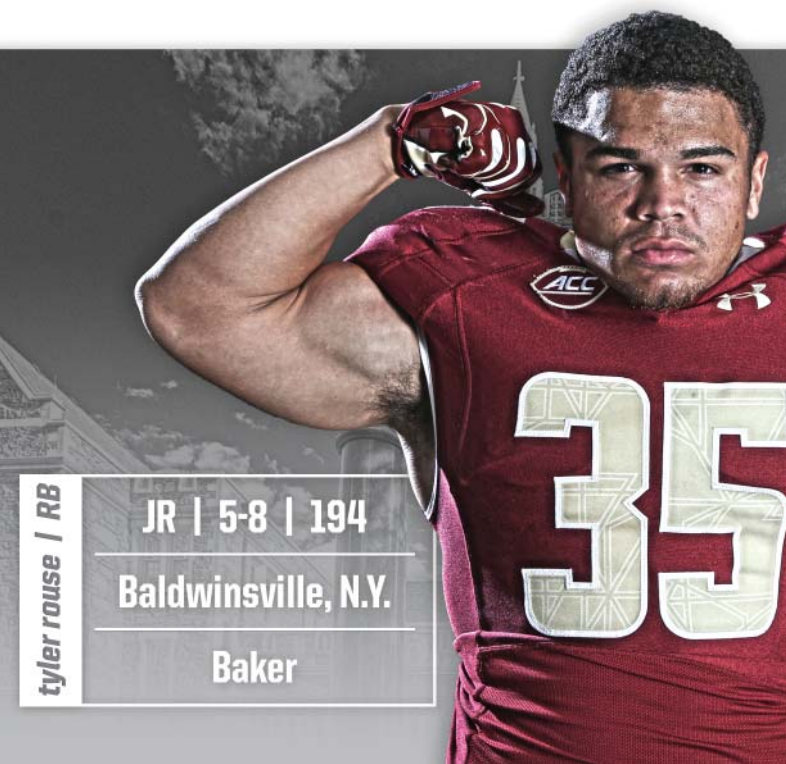
- Fourth in the Atlantic Coast Conference with a 27.7 kickoff return yard average
- Ran back four kick returns for 110 yards against No. 5/4 Notre Dame (Nov. 21), including a career-long 67 yard return
- Fourth in the ACC with a 27.7 kickoff return yard average
- Hauled in a career-long, 32-yard catch and returned two kickoffs 55 yards against NC State (Nov. 7)
- Returned five kickoffs for 152 yards, including a team season-long 56 yards, in the loss to Virginia Tech (Oct. 31)
- Returned two kickoffs 41 and 30 yards against Wake Forest (Oct. 3)
- Saw first career action against Howard (Sept. 12), recording a 14-yard rush and nine-yard reception; also returned one kickoff for 41 yards

RECEIVING	G	REC	YDS	AVG	TD	LG
2015	11	2	41	3.7	0	32
TOTAL	11	2	41	3.7	0	32

RUSHING	G	ATT	YDS	AVG	TD	LG
2015	11	1	14	1.3	0	14
TOTAL	11	1	14	1.3	0	14

RETURNS	G	PR	YDS	AVG	TD	LG	KR	YDS	AVG	TD	LG
2015	11	0	0	0.0	0	0	20	553	27.6	0	67
TOTAL	11	0	0	0.0	0	0	20	553	27.6	0	67

CAREER HIGHS	Receptions:	1, 2 times, last vs. NC State, Nov. 7, 2015
	Receiving yards:	32 vs. NC State, Nov. 7, 2015
	Long reception:	32 vs. NC State, Nov. 7, 2015
	Rush attempts:	1 vs. Howard, Sept. 12, 2015
	Rush yards:	14 vs. Howard, Sept. 12, 2015
	Kick returns:	5 vs. Virginia Tech, Oct. 31, 2015
	Return yards:	152 vs. Virginia Tech, Oct. 31, 2015
	Long return:	67 vs. Notre Dame, Nov. 21, 2015

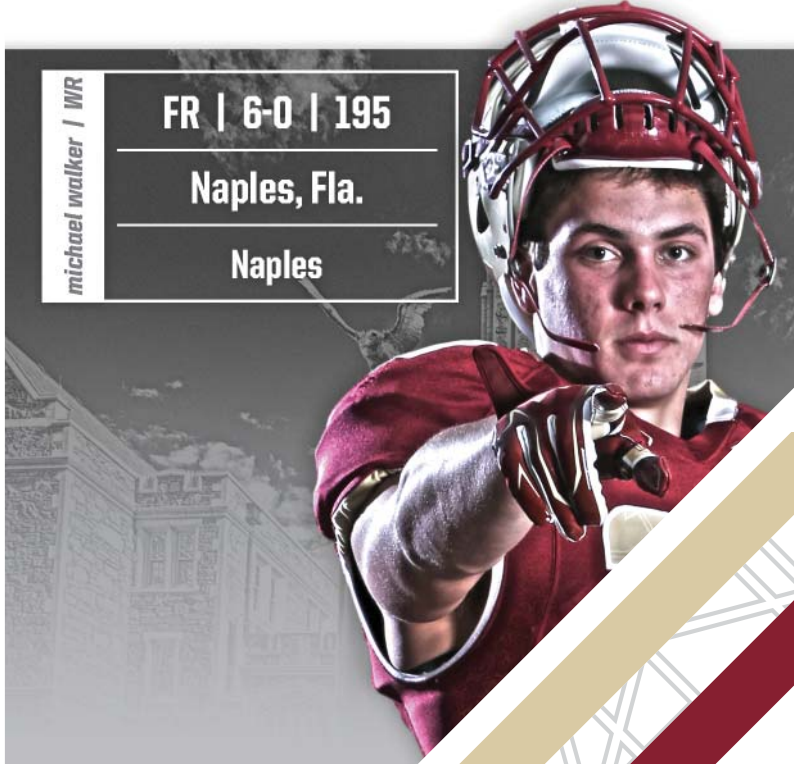


tyler rouse / RB

JR | 5-8 | 194

Baldwinsville, N.Y.

Baker



michael walker / WR

FR | 6-0 | 195

Naples, Fla.

Naples



PLAYER PROFILES

- Second in the nation for punts (85), yards (3,534), punts per game (7.7) and yards per game (321.3)
- Broke the BC single-season record for punts with 85 punts with nine punts for 350 yards in the loss to No. 5/4 Notre Dame (Nov. 21)
- Tallied career highs in punt attempts (12) and punt yards (507), while recording five that fell inside the 20 in loss at Louisville (Oct. 24)
- Earned the Ray Guy Award Player of the Week honors for his performance at No. 5/6 Clemson (Oct. 17) with 10 punts for 452 yards; booted two over 50 yards, including a season-long 58-yarder and put one down at the two-yard line from the Tigers' 33-yard line
- Punted eight times each in back-to-back losses to Duke (Oct. 3) and Wake Forest (Oct. 10), five of which landed inside the 20
- Punted nine times for 341 yards, averaging 37.9 yards per punt in the victory over Northern Illinois (Sept. 26) with a long of 55 yards and one inside the 20
- Punted seven times in loss to No. 9/6 Florida State (Sept. 18), averaging 47.9 yards per punt, recording a 57-yarder, three over 50 yards, downing one inside the 20 and two for touchbacks
- Made one-of-two field goal - a 31-yarder - in the Eagles' season-opening win against Maine (Sept. 5) and went 3-for-3 on extra-point attempts; also average 57.6 yards on five kickoffs with one touchback and 40.2 yards on five punts with two downed inside the 20

KICKING	FGM	FGA	PCT	LG	BLK	PAM	PAA	PCT	PTS
2014	5	11	.455	44	0	8	9	.889	23
2015	1	2	.500	31	0	8	8	1.000	11
TOTAL	6	13	.466	44	0	16	17	.941	34

PUNTING	G	NO	YDS	LG	AVG
2014	13	65	2764	62	42.5
2015	11	85	3534	58	41.6
TOTAL	24	150	6298	62	42.0

CAREER HIGHS	Points scored:	9 vs. Maine, Sept. 20, 2014
	Kick PATs:	5 vs. Howard, Sept. 12, 2015
	Points by kicking:	6 vs. Maine, Sept. 20, 2014
	Field goals made:	2 vs. Maine, Sept. 20, 2014
	Field goal attempts:	2, 3 times, last vs. Maine, Sept. 5, 2015
	Longest field goal:	44, 2 times, last at Virginia Tech, Nov. 1, 2014
	Punt attempts:	12 at Louisville, Oct. 24, 2015
	Punt yards:	507 at Louisville, Oct. 24, 2015
Longest punt:	62 vs. Pittsburgh, Sept. 5, 2014	

- Registered the team's only sack, to go along with three tackles, 2.5 of which were for a loss - tying a career high - in the loss to NC State (Nov. 7)
- Totaled six tackles, including two for a loss of five yards, while combining on a sacks and two quarterback hurries in loss at Louisville (Oct. 24)
- Recorded four tackles, including two for a loss of 10 yards, while tallying a sack for a loss of nine yards in loss at No. 5/6 Clemson (Oct. 17)
- Totaled a career-high eight tackles, including 2.5 for a loss of 11 yards, in loss to Wake Forest (Oct. 10)
- Recorded five tackles in loss at Duke (Oct. 3)
- Tallied three tackles including a tackle of a loss of a yard in the victory over Northern Illinois (Sept. 26)
- Tallied a combined sack in loss to No. 9/6 Florida State (Sept. 18)
- Named ACC Defensive Lineman of the Week for his play against Maine (Sept. 5), tallying a career-high 1.5 sacks for a loss of nine yards, a career-high 2.5 sacks for a loss of 14 yards and finishing the day with four tackles, including three unassisted
- Played seven games in during the 2013 and 2014 season due to a lingering knee injury

DEFENSE	G	UA	A	TOT	TFL	SAC	INT
2013	4	9	8	17	3.5-14	2-10	0-0
2014	3	2	2	4	0.0	0.0-0	1-1
2015	11	29	13	43	13.0-52	4.5-31	0-0
TOTAL	38	52	39	92	19.5-76	6.5-41	1-1

CAREER HIGHS	Tackles:	8 vs. Wake Forest, Oct. 10, 2015
	Sacks:	1.5 vs. Maine, Sept. 5, 2015
	Tackles for loss:	2.5, 2 times, last vs. NC State, Nov. 7, 2015
	Fumbles forced:	1 vs. Virginia Tech, Nov 17, 2012
	Fumbles recovered:	1 vs. Maine, Sept. 8, 2012
	Pass breakups:	1 vs. Miami, Sept. 1, 2012



Alex Howell / K/P

SR | 6-5 | 214

Florence, S.C.

West Florence



Mehdi Abdesmad / DL

SR | 6-7 | 286

Montreal, Quebec

Cegep du Vieux-Montreal



PLAYER PROFILES

- Named to the Athlon Sports Preseason All-ACC Second Team
- Tallied five tackles, including one for a loss of two yards, in the loss to No. 5/4 Notre Dame (Nov. 21)
- Registered three solo tackles, including one for a loss of one yard, in loss to NC State (Nov. 7)
- Totaled a game-high 11 tackles, including 1.5 tackles for a loss of 18 yards and a sack for a loss of 16 yards in the loss to Virginia Tech (Oct. 31)
- Recorded a career high and team high four tackles for a loss of 24 yards and two sacks - tying a career high - for a loss of 19 yards in addition to 11 total tackles in loss at Louisville (Oct. 24)
- Tallied nine tackles, including five solo stops, and added a sack for a loss of three yards while intercepting a pass and returning it 18 yards in loss at No. 5/6 Clemson (Oct. 17)
- Notched six tackles, including one for a loss, in loss to Wake Forest (Oct. 10)
- Recorded a team-high and career-high 12 tackles in loss at Duke (Oct. 3); also recorded 2.5 tackles for a loss, including one sack
- Added a seven tackles, including two for a loss, against No. 9/6 Florida State (Sept. 18)
- Played all 13 games, making nine starts at middle linebacker in 2014; second on the team with 72 tackles, including 44 solo tackles, seven tackles for loss, and 1.5 sacks
- Matched a career high and tied the team season-high with 11 tackles - all solo - against Clemson in 2014, also matching a career-high three tackles for loss in the game
- Tallied at least 10 tackles in three games in 2013, including tying a career-high with 11 tackles - nine solo - and three tackles for loss and two sacks against Army

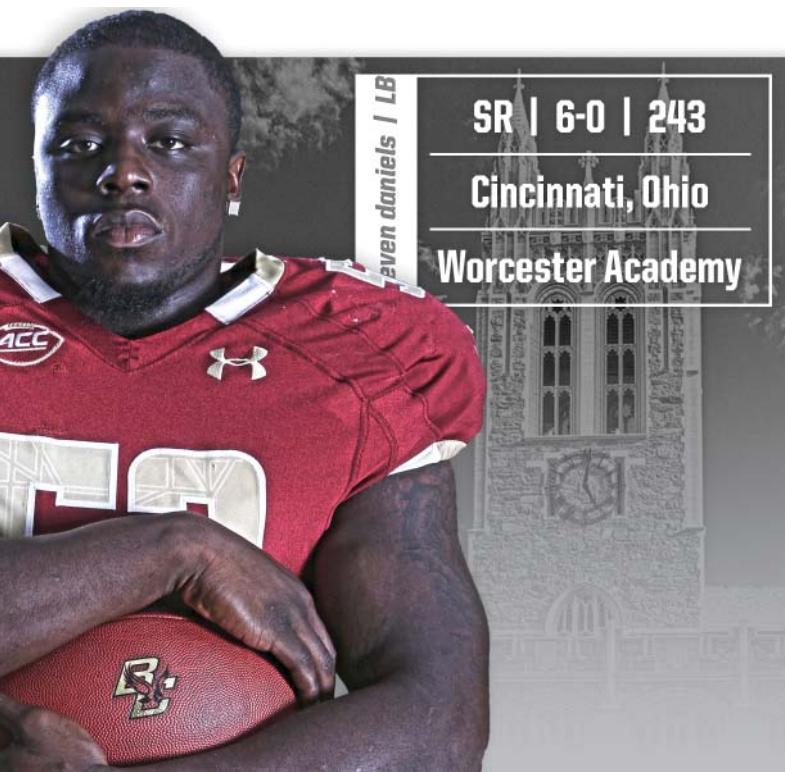
DEFENSE	G	UA	A	TOT	TFL	SAC	INT
2013	13	54	34	88	6.5-12	3.0-5	1-8
2014	13	21	22	43	7.0-13	1.5-4	1-23
2015	11	46	28	75	16.0-73	6.0-51	1-18
TOTAL	46	161	99	260	30-100	10.5-60	3-49

CAREER HIGHS	Tackles:	12, vs. Duke, Oct. 3, 2015
	Interceptions:	1, 3 times, last vs. Clemson, Oct. 17, 2015
	Interception return:	23 vs. Pittsburgh, Sept. 5, 2014
	Sacks:	2.0, 2 times, last at Louisville, Oct. 24, 2015
	Tackles for loss:	4.0 at Louisville, Oct. 24, 2015
	Fumbles forced:	1 vs. Florida State, Sept. 28, 2013
	Fumbles recovered:	1, 3 times, last vs. Louisville, Nov. 8, 2014
	Pass breakups:	1, 3 times, last vs. Colorado State, Sept. 27, 2014

- Caught three balls for 17 yards, including a three-yard touchdown in the loss to No. 5/4 Notre Dame (Nov. 21)
- Hauled in three passes for 27 yards in the loss against NC State (Nov. 7)
- Caught two passes for 43 yards in the loss against Virginia Tech (Oct. 31)
- Led the team with 42 receiving yards on two grabs in loss against Wake Forest (Oct. 10)
- Hauled in a 27-yard touchdown catch for his only reception of the day against Northern Illinois (Sept. 28)
- Caught one pass for 15 yards against No. 9/6 Florida State (Sept. 18) for the first reception of the 2015 season after battling injury in the preseason
- Played in all 13 games, making nine starts, in 2014
- In 2014, caught three passes for a career-high 64 yards, including a 35-yard reception, against Clemson and recorded first career touchdown pass - an eight-yard reception - at Virginia Tech

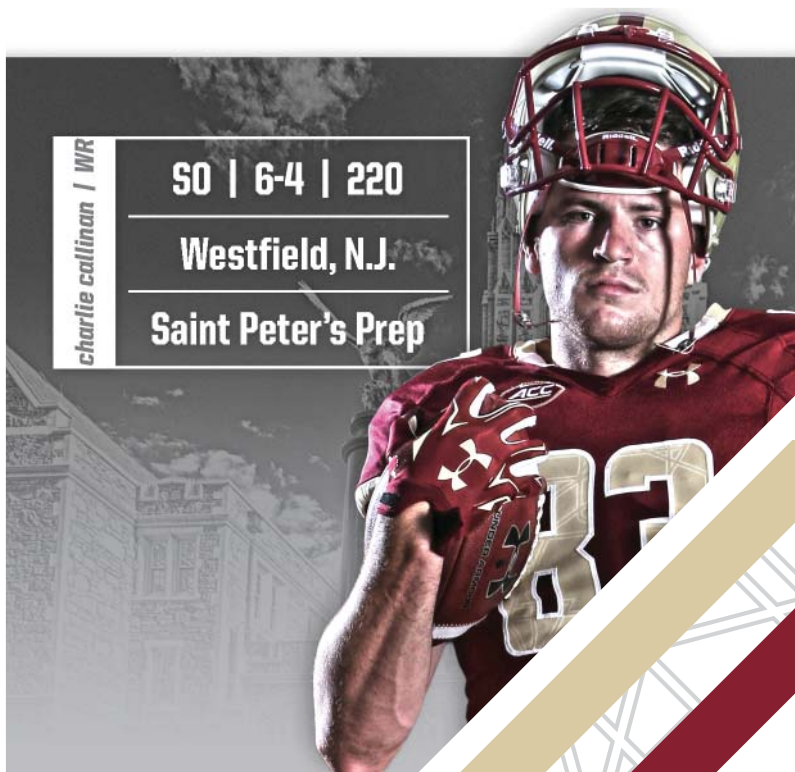
RECEIVING	G	REC	YDS	AVG	TD	LG
2014	13	13	149	11.5	1	35
2015	11	14	192	17.5	2	28
TOTAL	23	27	341	14.2	3	35

CAREER HIGHS	Points scored:	6, 3 times, last vs. Notre Dame, Nov. 21, 2015
	Touchdowns:	1, 3 times, last vs. Notre Dame, Nov. 21, 2015
	Receptions:	3, 3 times, last vs. Notre Dame, Nov. 21, 2015
	Receiving yards:	64 vs. Clemson, Oct. 18, 2014
	Receiving touchdowns:	1, 3 times, last vs. Notre Dame, Nov. 21, 2015
	Long reception:	35 vs. Clemson, Oct. 18, 2014



STEVEN DANIELS / LB

SR | 6-0 | 243
Cincinnati, Ohio
Worcester Academy



CHARLIE CALLINAN / WR

SO | 6-4 | 220
Westfield, N.J.
Saint Peter's Prep



PLAYER PROFILES

- Earned a spot on Phil Steele Preseason All-ACC Second Team, Athlon Sports Preseason All-ACC Third Team and College Sports Madness Preseason All-ACC Third Team
- Recorded four tackles, including one for a loss of three yards, in the loss to No. 5/4 Notre Dame (Nov. 21)
- Registered 1.5 tackles for a loss of six yards as part of three tackle day in the loss to NC State (Nov. 7)
- Totaled four solo stops, including two for a loss of seven yards, while adding a sack for a loss of six yards, in the loss to Virginia Tech (Oct. 31)
- Recorded four tackles, including one for a loss of five yards, and a forced fumble in loss at Louisville (Oct. 24)
- Totaled four solo tackles, including a career high 2.0 for a loss, in the loss to Wake Forest (Oct.10)
- Notched a sack for a loss of seven yards in the victory over Northern Illinois (Sept. 26)
- Recorded three tackles and a quarterback hurry in loss to No. 9/6 Florida State (Sept. 18)
- Combined for a sack for a loss of four yards in the season-opening victory against Maine (Sept. 5)
- Started all 13 games in 2014 and earned All-ACC third-team honors from the Atlantic Coast Sports Media Association and the league's head coaches

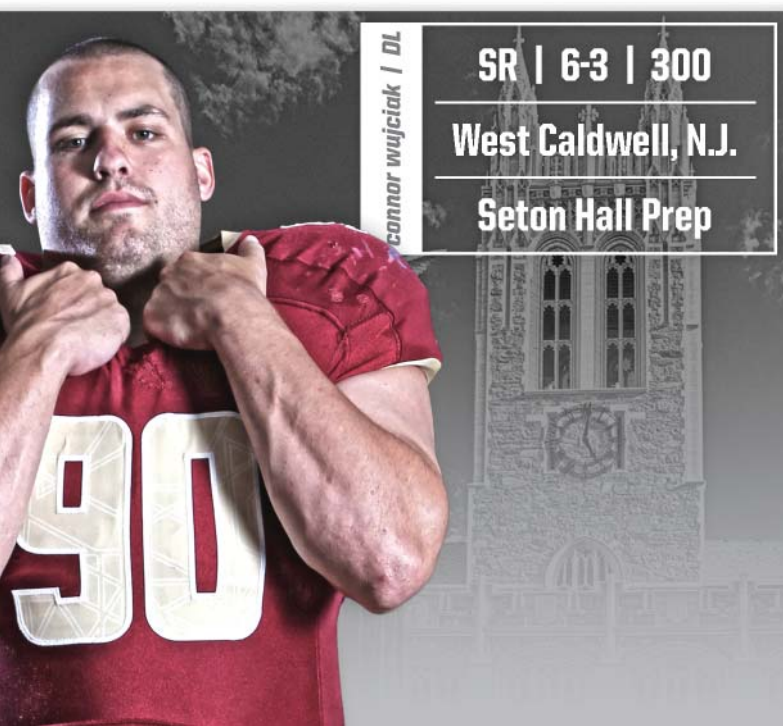
DEFENSE		G	UA	A	TOT	TFL	SAC	FF/FR
	2012	10	10	14	24	1.0-2	0-0	0/0
	2013	13	10	14	24	2.0-7	0-0	1/0
	2014	13	18	15	33	7.5-39	3.0-29	1/1
	2015	9	20	5	25	6.5-29	3.5-21	1/0
	TOTAL	47	58	48	106	17.0-77	6.5-50	3/1

CAREER HIGHS	
Tackles:	7, 2 times, last vs. Pittsburgh, Sept. 5, 2014
Tackles for loss:	2.0, 2 times, last vs. Virginia Tech, Oct. 31, 2015
Sacks:	1, 6 times, last vs. Virginia Tech, Oct. 31, 2015
Fumbles forced:	1, 3 times, last at Louisville, Oct. 24, 2015
Fumbles recovered:	1 vs. Virginia Tech, Nov. 2, 2013
Pass breakups:	1, 2 times, last at North Carolina, Oct. 26, 2013
Blocked kicks:	1, 2 times, last at Virginia Tech, Oct. 11, 2014

- Named to the CoSIDA Academic All-District First Team
- Named to the Athlon Sports Preseason All-ACC Fourth Team
- Tallied two solo tackles, including one for a loss of one yard, in the loss to No. 5/4 Notre Dame (Nov. 21)
- Registered 1.5 tackles for a loss of two yards as part of two tackle performance in the loss to NC State (Nov. 7)
- Recorded three tackles and 1.5 tackles for a loss of three yards in loss at No. 5/6 Clemson (Oct. 17)
- Tallied five tackles, including 1.5 for a loss, in the loss at Duke (Oct. 3)
- Made two tackles, including combining for a tackle for a loss in the season-opening victory against Maine (Sept. 5)
- Started all 13 games in 2014 and earned a spot on the ACC All-Academic Team
- Recorded a career-high 10 tackles at Wake Forest last season, including 4.5 tackles for a loss of 23 yards and two sacks for a loss of 14 yards, earning ACC Defensive Lineman of the Week

DEFENSE		G	UA	A	TOT	TFL	SAC	FF/FR
	2013	8	2	1	3	0-0	0-0	0/0
	2014	13	31	9	40	10.5-35	3.5-19	0/0
	2015	10	13	7	20	8.0-22	1.0-11	0/0
	TOTAL	31	46	17	63	18.5-57	4.5-30	0/0

CAREER HIGHS	
Tackles:	10 at Wake Forest, Oct. 25, 2014
Tackles For loss:	4.5 at Wake Forest, Oct. 25, 2014
Sacks:	2.0 at Wake Forest, Oct. 25, 2014



connor wujciak / DL

SR | 6-3 | 300
West Caldwell, N.J.
Seton Hall Prep



kevin kavalec / DE

JR | 6-2 | 253
Middleburg Heights, Ohio
Saint Ignatius



PLAYER PROFILES

- Tallied two tackles for a loss of eight yards in loss to Virginia Tech (Oct. 31)
- Tied a career high with 2.5 tackles for a loss of eight yards on six total tackles, including a sack for a loss of six yard loss in loss at Louisville (Oct.24)
- Recorded two tackles, including one for a loss of six yards, in the loss to Wake Forest (Oct. 10)
- Tallied two tackles, including one for a loss of one yard, in loss to No. 9/6 Florida State (Sept. 18)
- Played in all 13 games, making nine starts in 2014
- Recorded a career-high five tackles (three solo), including a career-high 2.5 tackles of loss of four yards at Wake Forest last season

DEFENSE	G	UA	A	TOT	TFL	SAC	FF/FR
2013	10	1	3	4	0.5-1	0-0	0/0
2014	13	12	14	26	5.5-8	2.5-4	0/1
2015	10	11	11	22	7.5-32	2.0-15	0/0
TOTAL	32	24	28	52	13.5-41	4.5-19	0/1

CAREER HIGHS	Tackles:	5 at Wake Forest, Oct. 25, 2014
	Tackles for loss:	2.5, 2 times, last at Louisville, Oct. 24, 2015
	Sacks:	1, 4 times, last at Louisville, Oct. 14, 2015
	Fumbles recovered:	1 vs. Penn State, Dec. 27, 2014
	Pass breakups:	1 at Virginia Tech, Nov. 1, 2014

- Went 1-for-2 on field-goal attempts, hitting from 29 yards in the third quarter and missing from 43 in the second in the loss to Virginia Tech (Oct. 31)
- Went 2-for-2 on extra-point attempts in the loss at Louisville (Oct. 24)
- Made a 21-yard field goal at the end of the first half to make it a seven-point game at No. 5/6 Clemson (Oct. 17); also went 2-for-2 on extra-point attempts
- Connected on all four extra-point attempts in the victory over Howard (Sept. 12); also tallied 190 yards on three kickoffs, averaging 63.3 yards per kick
- Played in five games in 2014, scoring 22 total points
- Went 13-for-15 on extra-point attempts and 3-for-4 on field-goal attempts; connected on first career field-goal attempt – a 28 yarder – at NC State and made a career-long, 40-yard field goal at No. 1 Florida State

KICKING	FGM	FGA	PCT	LG	BLK	PAM	PAA	PCT	PTS
2014	3	4	.750	40	0	13	15	.867	22
2015	2	3	.667	29	0	9	9	1.000	15
TOTAL	5	7	.714	40	0	22	24	.916	37

CAREER HIGHS	Points scored:	6, 2 times, last vs. Penn State, Dec. 27, 2014
	Kick PATs:	4, 2 times, last vs. Howard, Sept. 12, 2015
	Points by kicking:	5 at Clemson, Oct. 17, 2015
	Field goals made:	1, 4 times, last at Clemson, Oct. 17, 2015
	Field goal attempts:	1, 5 times, last at Clemson, Oct. 17, 2015
	Longest field goal:	40 at Florida State, Nov. 22, 2014



truman gutapfel / DT

JR | 6-3 | 281
Harrison, Ohio
Harrison



mike knoll / P/K

SO | 6-0 | 207
Copley, Ohio
Walsh Jesuit



PLAYER PROFILES

- Registered a career long 43-yard field goal and kicked off three times for an average of 59.3 yards in loss to No. 5/4 Notre Dame (Nov. 21)
- Kicked off three times in loss to Virginia Tech (Oct. 31), averaging 63.7 yards with one touchback.
- Kicked off three times at Louisville (Oct. 24), totaling 195 yards and averaging 65.9 yards per kick
- Kicked off four times at No. 5/6 Clemson (Oct. 17), averaging 63.5 yards per kick with one touchback
- Missed two field goal attempts (25, 31 yards) in the loss to Wake Forest (Oct. 10); recorded one kickoff for 59 yards
- Missed a 45-yard field goal attempt in the loss at Duke (Oct. 3); recorded two kickoffs for 101 yards
- Tallied first career field goal - a 25-yarder - in the victory over Northern Illinois (Sept. 27) and went 1-for-1 on extra-point attempts; also kicked off three times for 168 yards (56.0 average)

KICKING	FGM	FGA	PCT	LG	BLK	PAM	PAA	PCT	PTS	
	2015	2	5	.200	43	0	4	4	1.000	10
	TOTAL	2	5	.200	43	0	4	4	1.000	10

CAREER HIGHS	Points scored:	3, 2 times, last vs. Notre Dame, Nov. 21, 2015
	Kick PATs:	2 vs. Northern Illinois, Sept. 27, 2015
	Points by kicking:	5 vs. Northern Illinois, Sept. 27, 2015
	Field goals made:	1, 2 times, last vs. Notre Dame, Nov. 21, 2015
	Field goal attempts:	2 vs. Wake Forest, Oct. 10, 2015
	Longest field goal:	43 vs. Notre Dame, Nov. 21, 2015



colton lichtenberg / K

FR | 5-10 | 175

Savannah, Ga.

Savannah Country Day



GAME SUMMARIES



3

Maine 3 0 0 0 3
Boston College 0 10 0 14 24

0-1 | 0-0 (CAA)

Sept. 5, 2015 // Chestnut Hill, Mass. // Alumni Stadium (29,262)

24

1-0 | 0-0 ACC



SCORING SUMMARY

FIRST QUARTER

11:05 ME Sean Decloux 39-yard field goal, 10-54, 3:55

SECOND QUARTER

11:30 BC Alex Howell 31-yard field goal, 18-66, 9:54

00:26 BC Bobby Swigert 11-yard pass from Darius Wade (Alex Howell kick), 10-55, 2:14

FOURTH QUARTER

13:51 BC Tyler Rouse 21-yard run (Alex Howell kick), 8-90, 3:51

11:42 BC Tyler Rouse 45-yard run (Alex Howell kick), 2-45, 0:15

STATISTICAL BREAKDOWN

	Maine	BC
FIRST DOWNS	8	21
RUSHES-YARDS (NET)	20-7	49-204
PASSING YDS (NET)	84	155
Passes Att-Comp-Int	12-29-1	14-25-0
TOTAL OFFENSE PLAYS-YARDS	49-91	74-359
Fumble Returns-Yards	0-0	0-0
Punt Returns-Yards	1-4	3-35
Kickoff Returns-Yards	4-72	2-31
Interception Returns-Yards	0-0	1-1
Punts (Number-Avg)	8-44.5	5-40.2
Fumbles-Lost	1-0	0-0
Penalties-Yards	5-41	5-35
Possession Time	23:23	36:37
Third-Down Conversions	3 of 13	9 of 18
Fourth-Down Conversions	0 of 0	1 of 1
Red-Zone Scores-Chances	1-1	2-3
Sacks By: Number-Yards	2-16	5-35

OVERALL STATISTICS

RUSHING: ME - Goncal, C. 10-29, Malone, S. 1-(-5), Collins, D. 8-(-15); BC - Rouse, T. 8-81, 2 TDs, Hilliman, J. 16-47, Outlow, M. 9-37, Smith, T. 2-26, Wade, D. 11-18, Wilson, R. 2-1, Alston, S. 1-(-6).

PASSING: ME - Collins, D. 12-29-84, 1 INT; BC - Wade, D. 14-25-155, 1 TD.

RECEIVING: ME - Wright, M. 5-28, Salmon, J. 2-24, Osumah, J. 2-7, Dunn, J. 1-14, Hardy, J. 1-6, Goncal, C. 1-5; BC - Hilliman, J. 3-33, Alston, S. 3-31, Wolford, B. 3-0-1, Swigert, B. 2-16, 1 TD, Outlow, M. 1-22, Smith, T. 1-16, Dudeck, D. 1-6.

INTERCEPTIONS: ME - None; BC - Harris, W. 1-1.

FUMBLES: ME - None; BC - None.

SACKS: ME - Samuels, 1.0-8, Bates, T. 1.0-0; BC - Milano, M. 2.0-14, Abdesmad, M. 1.5-9, Landry, H. 0.5-4, Johnson, J. 0.5-3, Wujciak, C. 0.5-4.

TACKLES (UA-A-T): ME - Dawson, A. 6-0-6, 1 TFL, Samuels, S. 5-1-6, 1 TFL, Hume, Z. 3-3-6, Bates, T. 5-0-5, 1 TFL, Demur, S. 3-2-5, 0.5 TFL, Baltimo, S. 4-0-4, 1 TFL, Hart, D. 4-0-4, 1 TFL, Goode, N. 4-0-4, Brown, A. 3-1-4, McCabe, J. 3-0-3, 1 TFL, Kozlako, M. 3-0-3, 2 TFLs, Huntin, S. 2-1-3, Davis, B. 1-2-3, Ricard, 1-1-2, 0.5 TFL, Greene, D. 1-1-2, 1 TFL, Matovu, J. 1-1-2, Sheffi, S. 1-0-1, De Martin, J. 1-0-1, Stevens, A. 1-0-1, Nelson, M. 1-0-1, Point-Dujo, J. 1-0-1, Goncal, C. 1-0-1, Hall, T. 0-1-1, Walsh, C. 0-1-1, Tarbox, D. 0-1-1.

BC - Strachan, C. 6-0-6, Milano, M. 4-0-4, 2 TFLs, Abdesmad, M. 3-1-4, 2.5 TFLs, Simmons, J. 3-1-4, Daniels, S. 2-2-4, Landry, H. 1-2-3, 1.5 TFLs, Johnson, J. 2-1-3, 0.5 TFL, Moore, K. 2-1-3, Kavalec, K. 1-1-2, 0.5 TFL, Schwab, T. 0-2-2, 0.5 TFL, Kelly, E. 1-0-1, Ntangtang, A. 1-0-1, McClary, G. 1-0-1, Gutapfel, T. 1-0-1, Strizak, M. 1-0-1, Allen, Z. 0-1-1, Rouse, T. 0-1-1, Wujciak, C. 0-1-1, 0.5 TFL.

Weather: 76 degrees, sunny, wind 7 mph




sherman alston

5 carries

57 yards rushing

GAME SUMMARIES



0

0-2 | 0-0 (MEAC)

Howard
Boston College

0
41

0
21

0
7


0
7

0
76

76

2-0 | 0-0

ACC



Sept. 12, 2015 // Chestnut Hill, Mass. // Alumni Stadium (26,132)

FIRST QUARTER

13:11 BC Tyler Rouse 3-yard run (Alex Howell kick), 1-3, 0:04
12:28 BC Connor Strachan 16-yard interception return (Alex Howell kick)
10:34 BC Tyler Rouse 5-yard run (Tommy Sweeney rush failed), 2-14, 0:35
6:48 BC Jon Hilliman 5-yard run (Alex Howell kick), 5-43, 2:25
4:00 BC Tyler Rouse 15-yard run (Alex Howell kick), 4-44, 1:15
3:47 BC Jeff Smith 9-yard run (Alex Howell kick), 1-9, 0:13

SECOND QUARTER

13:31 BC Richard Wilson 7-yard pass from Darius Wade (Mike Knoll kick), 7-77, 3:43

6:37 BC Marcus Outlow 32-yard run (Mike Knoll kick), 5-67, 2:39
00:11 BC Sean Burke 10-yard pass from Troy Flutie (Mike Knoll kick), 10-90, 5:03

THIRD QUARTER

7:28 BC Jeff Smith 1-yard run (Mike Knoll kick), 5-55, 2:32

FOURTH QUARTER

5:46 BC Jeff Smith 27-yard run (Jake Wilhelm kick), 5:42, 2:27

SCORING SUMMARY

STATISTICAL BREAKDOWN

OVERALL STATISTICS

RUSHING: HOW - Brannon, R. 10-21, Johnson, D. 2-5, Freeman, A. 4-4, Pleasant, D. 3-4, Tyson, R. 2-2, Johnson, K. 7-(-29); BC - Smith, J. 5-89 3 TDs, Willis, M. 7-77, Outlow, M. 4-42 TD, Wilson, R. 8-39, Rouse, T. 6-36 3 TDs, Hillman, J. 3-25 TD, Flutie, T. 1-20, Wade, D. 1-17, Walker, M. 1-14, Alston, S. 1-12

PASSING: HOW - Johnson, K. 2-11-4 Int., Johnson, D. 0-1-0; BC - Flutie, T. 7-8-88 TD, Wade, D. 3-5-30, Smith, J. 2-2-18

RECEIVING: HOW - Mercer, R. 1-5, Williams, C. 1-(-1); BC - Barksdale, D. 3-20, Jackson, H. 1-34, Rouse, T. 1-17, Dudeck, D. 1-13, Sweeney, T. 1-10, Burke, S. 1-10 TD, Walker, M. 1-9, Robinson, E. 1-9, Wilson, R. 1-7 TD, Burt, J. 1-7

INTERCEPTIONS: HOW - None; BC - Strachan, C. 1-16

FUMBLES: Howard Blair, J. 1; BC - None.

SACKS: HOW - None; BC - Daniels, S. 1-0-5, Landry, H. 1-0-8, Kavalec, K. 1-0-11, Gutapfel, T. 1-0-9

TACKLES (UA-A-T): HOW - Bennett, J. 8-2-10, Brown, T. 6-0-6, Russ, K. 4-1-5, Fleck, J. 2-1-3, Hudson, D. 2-0-2 1.0 TFL, Johnson, C. 2-0-2, Brown, D. 2-0-2, Kebe, I. 2-0-2, Blair, J. 1-1-2, Boozer, T. 1-1-2, Iduwe, G. 1-1-2 0.5 TFL, Williams, M. 1-0-1, Blanchard, M. 1-0-1 1.0 TFL, Dunn, A. 1-0-1, Hunt, T. 1-0-1 1.0 TFL, Price, D. 1-0-1, Day, J. 0-1-1, Kusaba, M. 0-1-1 0.5 TFL, Fludd, I. 0-1-1 BC - Simmons, J. 3-1-4 1.0 TFL, Smith, R. 3-1-4 1.0 TFL, Strachan, C. 2-3-5, 0.5 TFL, INT, TD, Wyatt, R. 3-0-3 1.0, Cardinal, C. 2-0-2 2.0 TFL, Cottrell, J. 2-0-2, Daniels, S. 2-0-2, 1.0 Sack, 1.0 TFL, Ntantang, A. 2-0-2, Landry, H. 2-0-2 1.0 Sack, 2.0 TFL, Johnson, J. 1-1-2, Wujciak, C. 1-0-1, Kavalec, K. 1-0-1, 1.0 Sack, 1.0 TFL, Merritt, N. 1-0-1, Gutapfel, T. 1-0-1 1.0 Sack, 1.0 TFL, Walker, M. 1-0-1, Burke, S. 1-0-1, Bletzer, K. 1-0-1 1 FF, Seward, C. 1-0-1, Allen, Z. 1-0-1, Milano, M. 1-0-1 1 Blks, Rouse, T. 0-1-1, Grice, S. 0-1-1, Schwab, T. 0-1-1, 0.5 TFL 1 BrUp, Torres, T. 0-1-1, Lezzer, C. 0-1-1, Strizak, M. 0-1-1 1 FR, 1 BrUp

Weather: 76 degrees, sunny and clear, wind E7 mph



GAME SUMMARIES

14

3-0 | 1-0 ACC

No. 9/6 Florida St.

7

0

0

7

14

Boston College

0

0

0

0

0

0

2-1 | 0-1 ACC

Sept. 18, 2015 // Chestnut Hill, Mass. // Alumni Stadium (39,111)

SCORING SUMMARY

FIRST QUARTER

10:07 FS Travis Rudolph 9-yard pass from Everett Golson (Roberto Aguayo kick), 8-88 4:43

FOURTH QUARTER

12:20 FS Jalen Ramsey 36-yard fumble recovery (Roberto Aguayo kick)

STATISTICAL BREAKDOWN

	FS	BC
FIRST DOWNS	15	12
RUSHES-YARDS (NET)	33-98	43-139
PASSING YDS (NET)	119	56
Passes Att-Comp-Int	15-24-0	5-15-1
TOTAL OFFENSE PLAYS-YARDS	57-217	58-195
Fumble Returns-Yards	1-36-1	0-0-0
Punt Returns-Yards	4-7-0	3-25-0
Kickoff Returns-Yards	1-17-0	2-47-0
Interception Returns-Yards	1-0-0	0-0-0
Punts (Number-Avg)	7-52.3	7-47.9
Fumbles-Lost	0-0	1-1
Penalties-Yards	4-26	6-66
Possession Time	26:28	28:36
Third-Down Conversions	4 of 13	5 of 15
Fourth-Down Conversions	0 of 1	0 of 1
Red-Zone Scores-Chances	1-1	0-0
Sacks By: Number-Yards	2-14	2-21

OVERALL STATISTICS

RUSHING: FS- Cook, D. 15-54, Pender, M. 9-19, Whitfield, K. 2-19, Stevenson, F. 1-1; BC- Willis, M. 8-40, Wade, D. 10-38, Outlow, M. 3-11, Alston, S. 4-9, Smith, J. 2-8, Smith, T. 1-8, Swigert, B. 1-8, Flutie, T. 3-7, Hillman, J. 8-7, Rouse, T. 1-1, Wilson, R. 1-1, Wolford, B. 1-1

PASSING: FS- Golson, E. 15-25, 119 yds, TD; BC- Wade, D. 4-12, 47 yds, INT, Flutie, T. 1-2, 9 yds, Smith, J. 0-1 0 yds

RECEIVING: FS-Whitfield, K. 4-52, Rudolph, T. 4-33, TD, Wilson, J. 4-31, Cook, D. 2-3, Saunders, M. 1-0, BC- Wolford, B. 2-26, Alston, S. 2-15, Callinan, C. 1-15

INTERCEPTIONS: FS- Brutus, L. 1-0; BC - none

FUMBLES: FS- Ramsey, J. 1-36 Blair, J. 1; BC - None.

SACKS: FS- Lawrence Stample 1.0-8, Nnadi, D. 1.0-6; BC - Landry, H. 1.5-18, Abdesmad, M. 0.5-3

TACKLES (UA-A-T): FS- Hoskins, R. 6-1-7, TFL-1 yd., Ramsey, J. 5-1-6, FR 1-36, Northrup, R. 5-1-6, Smith, T. 4-1-5, 2.5 TFL-6 yds, Lawrence Stample,N. 3-2-5, 1.0 sacks-8 yds. 1.5 TFL-9yds, Brutus, L. 3-1-4, INT, BrUp, Nnadi, D. 3-0-3, 1.0 sacks-6 yds, TFL-6 yds, Christmas, D. 3-0-3, TFL-5 yds, FF, BrUp, Sweat, J. 0-3-3, TFL, Newberry, G. 2-0-2, Walker, D. 2-0-2, TFL 1 yd, Pugh, J. 2-0-2, White, M. 2-0-2, Andrews, N. 2-0-2, Vickers, J. 1-0-1, Marshall, T. 1-0-1, Elliott, J. 1-0-1, Kerr, J. 1-0-1, Mitchell Jr., D. 1-0-1 BC- Landry, H. 7-4-11, 1.5 sacks-18 yds, 4.5 TFL-27 yds, 1 QBH, Daniels, S. 5-2-7, 2.0 TFL-8 yds, Johnson, J. 4-3-7, Viadom, i. 6-0-6, Simmons, J. 5-1-6, Abdesmad, M. 3-1-4 0.5 sacks-3 yds, 0.5 TFL-3 yds, Wujciak, C. 2-1-3, QBH, Moore, K. 2-1-3, Schwab, T. 1-2-3, McClary, G. 2-0-2, Gutapfel, T. 2-0-2, TFL-1 yd, Milano, M. 1-1-2, QBH, Moore, M. 1-0-1

Weather: 73 degrees, clear, wind SSW 7 mph



harold landry

11 tackles

4.5 TFLs | 27 yards





GAME SUMMARIES



14

2-2 | 0-0 MAC

Northern Illinois 0 7 0 7 14
Boston College 0 7 7 3 17

Sept. 26, 2015 // Chestnut Hill, Mass. // Alumni Stadium (30,193)

17

3-1 | 0-1 ACC



SCORING SUMMARY

SECOND QUARTER

8:45 BC Charlie Callinan 27-yd pass from Troy Flutie (Colton Lichtenberg kick), 10-68 4:13

2:57 NIU Joe Bouagnon 2-yd run (Christian Hagan kick), 3-4 1:18

THIRD QUARTER

1:07 BC Jon Hilliman 21-yd run (Colton Lichtenberg kick) 12-80 6:33

FOURTH QUARTER

4:40 BC Colton Lichtenberg 25-yd field goal, 11-58 4:23

4:27 NIU Aregeros Turner 86-yd kickoff return (Christian Hagan kick)

STATISTICAL BREAKDOWN

	NIU	BC
FIRST DOWNS	10	18
RUSHES-YARDS (NET)	31-72	63-234
PASSING YDS (NET)	81	92
Passes Att-Comp-Int	11-25-1	5-14-1
TOTAL OFFENSE PLAYS-YARDS	56-153	77-326
Fumble Returns-Yards	0-0-0	0-0-0
Punt Returns-Yards	1-7-0	3-29-0
Kickoff Returns-Yards	4-127-1	2-25-0
Interception Returns-Yards	1-79-0	1-0-0
Punts (Number-Avg)	8-38.1	9-37.9
Fumbles-Lost	1-1	2-0
Penalties-Yards	7-45	5-55
Possession Time	22:09	37:51
Third-Down Conversions	3 of 14	7 of 19
Fourth-Down Conversions	0 of 1	0 of 0
Red-Zone Scores-Chances	1-2	1-1
Sacks By: Number-Yards	1-2	2-

OVERALL STATISTICS

RUSHING: Bouagnon, J. 16-56, TD; Hare, D. 12-15; Huff, J. 2-2; Turner, Aregero 1-(-1); BC: Hilliman, J. 24-119, TD, Smith, J. 9-56; Rouse, T. 12-42; Outlow, M. 2-8; Willis, M. 3-5; Flutie, T. 9-4; Smith, T. 1-3

PASSING: NIU: Hare, D. 11-25-1 81 yds BC: Flutie, T. 5-11-1 92 yds TD; Smith, J. 0-2-0 0 yds

RECEIVING: NIU: Lewis, T. 6-42; Golladay, K. 2-7; Beebe, C. 1-26; Maxwell, D. 1-6; Blake, C. 1-0 BC: Swigert, B. 2-18; Alston, S. 1-30; Callinan, C. 1-27, TD

INTERCEPTIONS: NIU: Lurry, S. 1-79; BC: Johnson, J. 1-0

FUMBLES: NIU- Ntantang, A. (1-0); BC: None

SACKS: NIU: Ford, P. and Jones, M. 0.5-1, BC: Strachan, C. 1.0-9; Wujciak, C. 1.0-7

TACKLES (UA-A-T): NIU: Moore, M. 6-4-10, Folliard, S. 5-3-8 2.0 TFL, Clinton, E. 5-2-7 3.0 TFL, Mayes, B. 4-3-7, Fleming, L. 4-2-6 1.0 TFL, Mays, B. 2-3-5 0.5 TFL, Thomas, C. 3-1-4, Jones, B. 2-1-3 0.5 TFL, Cheren, R. 1-2-3 1.5 TFL, Compton, B. 2-0-2, Johnson, J. 1-1-2, Lee, W. 1-1-2, Payton, J. 1-1-2, Ford, P. 0-2-2 0.5 sack, 0.5 TFL, Smalls, A. 0-2-2, Brown, D. 1-0-1, Mosley, R. 1-0-1, Dunbar, R. 1-0-1, Wimann, S. 1-0-1, Logan, P. 1-0-1 BrUp, Jones, M. 0-1-1 0.5 sack, 0.5 TFL, Lurry, S. 0-1-1 INT, Golladay, K. 0-1-1, 0.5 TFL, Huff 0-1-1BC: Strachan 7-2-9 1.0 sack, 2.5 TFL, Daniels, S. 3-2-5 1.0 TFL BrUp, Landry, H. 2-3-5, Milano, M. 2-2-4 1.5 TFL Blk, Simmons, J. 1-3-4 FR BrUp, Schwabb, T. 3-0-3, Abdesmad, M. 3-0-3 1.0 TFL, Rouse, T. 2-0-2, Moore, K. 2-0-2 1.0 TFL, Viadom, I. 1-1-2, Gutapfel, O-2-2, Johnson, J. 0-2-2 INT BrUp, Kelly, E. 1-0-1, Hilliman, J. 1-0-1, Ntantang, 1-0-1 FF, Taylor, F. 1-0-1, Torres, T. Wujciak, C. 1-0-1, 1.0 sack 1.0 TFL, Walker, M.1-0-1, Harris, W. 0-1-1 BrUp.

Weather: 63 degrees, mostly sunny, wind ENE 12 mph

jon hilliman / RB

24 carries | 119 yards

1 rushing TDs





GAME SUMMARIES



7

Boston College 0 0 7 0 7
Duke 3 6 0 0 9

3-2 | 0-2 ACC

Oct. 3 2015 // Durham, N.C. // Brooks Field at WWS (20,009)

9

4-1 | 2-0 ACC

SCORING SUMMARY

FIRST QUARTER

3:12 DU Ross Martin 36-yd field goal, 8-47 3:30

SECOND QUARTER

10:18 DU Ross Martin 38-yd field goal, 14-65 4:42

3:40 DU Ross Martin 53-yd field goal, 6-34 1:59

THIRD QUARTER

00:28 BC Thadd Smith 66 yd pass from Troy Flutie (Colton Lichtenberg kick), 3-80 1:24

STATISTICAL BREAKDOWN

	BC	Duke
FIRST DOWNS	13	16
RUSHES-YARDS (NET)	41-164	35-33
PASSING YDS (NET)	141	195
Passes Att-Comp-Int	8-21-0	18-36-0
TOTAL OFFENSE PLAYS-YARDS	62-305	71-228
Fumble Returns-Yards	0-0-0	0-0-0
Punt Returns-Yards	2-10-0	2-18-0
Kickoff Returns-Yards	3-46-0	2-35-0
Interception Returns-Yards	0-0-0	0-0-0
Punts (Number-Avg)	8-42.6	8-39.0
Fumbles-Lost	1-1	0-0
Penalties-Yards	6-60	5-31
Possession Time	31:50	28:10
Third-Down Conversions	5 of 16	4 of 17
Fourth-Down Conversions	0 of 2	0 of 1
Red-Zone Scores-Chances	0-0	2-3
Sacks By: Number-Yards	2-12	0-0

OVERALL STATISTICS

RUSHING: (Att-Net Yds.) BC: Smith, J. 11-60, Rouse, T. 13-45, Outlow, M. 11-38, Alston, S. 2-17, Flutie, T. 3-10; DU: Powell, S. 14-18, Duncan, J. 4-13, Wilson, S. 4-8, Sirk, T. 9-5,

PASSING: BC: Smith, J. 3-13-0, 12 yds., Flutie, T. 5-8-0, 129 yds., TD; DU: Sirk, T. 18-36-0, 195 yds

RECEIVING: (No.- net yds.) BC: Smith, T. 2-99, TD, Callinan, C. 2-21, Wolford, B. 2-14, Dudeck, D. 1-(-1); DU: Rahming, T. 5-75, McCaffrey, M. 4-35, Deaver, B. 2-20, Nash, A. 2-15, Duncan, J. 1-18, Reeves, D. 1-11, Smith, R. 1-11, Barnes, J. 1-8, Wilson, S. 1-2

INTERCEPTIONS: BC: None DU: None

FUMBLES: BC: Alston, S. [1-1] DU: None

SACKS: BC: Daniels, S. 1.0-8, Milano, M. 1.0-4; DU: None

TACKLES (UA-A-T): BC: S. Daniels 7-5-12, 1.0 sacks (8), 2.5 TFL (10), BrUp, QBH M. Milano 8-1-9 1.0 sacks (4), 3.0 TFL (8), J. Simmons 4-2-6, H. Landry 2-4-6, M. Abdesmad 2-3-5, K. Kavalec 2-3-5, 1.5 TFL (2), J. Johnson 3-0-3, T. Schwab 3-0-3, C. Strachan 3-0-3 1.0 TFL (2), T. Gutapfel 0-3-3, K. Moore 2-0-2 BrUp, I. Viadom 1-1-2 C. Wujciak 1-1-2 QBH, R. Smith 1-0-1, W. Harris 1-0-1, L. Skubal 0-1-1; DU: D. Norman 8-3-11 1.0 TFL (1) BrUp 2 QBH, D. Edwards 4-5-9, J. Cash 2-6-8 1.5 TFL (6) BrUp QBH, D. Singleton 4-2-6, K. Brown 2-4-6 1.5 TFL (5), C. Wray 1-5-6 1.0 TFL (4) QBH, T. Bere 1-5-6 0.5 TFL (0), A. Wolf 1-4-5 0.5 TFL (1), A. Saxton II 1-1-2 1.0 TFL (6) BrUp, B. Humphreys 1-0-1, J. Lloyd 1-0-1, Z. Boden 1-0-1, B. Boyce 1-0-1, B. Grier 0-1-1, R. Martin 0-1-1, Z. Carmichael 0-1-1 BrUp, D. Williams 0-1-1, J. Barnes 0-0-0 1 FR (0-0)

Weather: 63 degrees, overcast/showers, wind NNE 10 mph

kavalec / landry

11 combined tackles

1.5 tackles for loss





GAME SUMMARIES



3

3-3 | 1-2 ACC

Wake Forest 0 0 3 0 3
Boston College 0 0 0 0 0

Oct. 10, 2015 // Chestnut Hill, Mass. // Alumni Stadium (30,094)

0

3-3 | 0-3 ACC



THIRD QUARTER

10:18 WF Mike Weaver 25-yd field goal, 4- 2 1:38

SCORING SUMMARY

STATISTICAL BREAKDOWN

	WF	BC
FIRST DOWNS	5	18
RUSHES-YARDS (NET)	28-33	54-196
PASSING YDS (NET)	109	74
Passes Att-Comp-Int	11-25-1	6-20-1
TOTAL OFFENSE PLAYS-YARDS	53-142	74-270
Fumble Returns-Yards	0-0-0	0-0-0
Punt Returns-Yards	2-4-0	5-33-0
Kickoff Returns-Yards	1-20-0	2-71-0
Interception Returns-Yards	1-0-0	1-0-0
Punts (Number-Avg)	10-49.3	8-41.1
Fumbles-Lost	1-1	4-3
Penalties-Yards	9-102	9-51
Possession Time	26:13	33:47
Third-Down Conversions	2 of 15	2 of 14
Fourth-Down Conversions	0 of 0	0 of 0
Red-Zone Scores-Chances	1-1	0-4
Sacks By: Number-Yards	1-10	1-4

OVERALL STATISTICS

RUSHING: (Att. - Net) WF: M. Colburn 12-37, J. Wolford 8-9, C. Wade 1-(-1), I. Robinson, T. Bell 6-(-18); BC: M. Outlow 15-62, J. Smith 11-44, T. Rouse 14-35, J. Gowins 8-33, T. Smith 2-13, T. Flutie 4-9

PASSING: WF: J. Wolford 11-25-1 109 yds, BC: J. Smith 4-12-1 56 yds, T. Flutie 2-8-0 18 yds

RECEIVING: WF: C. Lewis 5-65, C. Wade 2-17, C. Serigne 2-4, KJ Brent 1-20, T. Hines 1-3; BC: C. Callinan 2-42, T. Rouse 1-15, T. Smith 1-9, B. Wolford 1-4, E. Robinson 1-4

INTERCEPTIONS: WF: C. Glenn 1-0; BC: C. Strachan 1-0

FUMBLES: WF: M. Colburn 1-1; BC: J. Smith 2-1, T. Flutie 1-1, J. Gowins 1-1

SACKS: WF: D. Ejiofor 1.0-10; BC: C. Wujciak 1.0-4

TACKLES (UA-A-T): WF: B. Chubb 8-1-9 3 TFL (3) FR (0) QBH, R. Janvion 5-4-9 FF, H. Williams 5-2-7, Z. Dancel 5-1-6 TFL (4) FF FR (0), D. Ejiofor 3-3-6 Sack (10) TFL (10), D. Gaulden 2-3-5, D. Kemp 3-1-4, W. Dunn 3-1-4 TFL (5) FF, B. Watson 3-1-4 BrUp, T. Brown 3-0-3 QBH, C. Stewart 2-1-3 QBH, J. Okonye 1-1-2, T. Matthews 1-0-1, J. Banks 1-0-1 FR (0) C. Calhoun 1-0-1, Z. Wary 1-0-1, J. Armstrong 1-0-1, Z. Rodney 1-0-1, C. Glenn 0-1-1 INT (0), Ja. Williams 0-1-1; BC: M. Abdesmad 6-2-8 2.5 TFL (11), S. Daniels 4-2-6 TFL (1), C. Wujciak 4-0-4 Sack (4) 2.0 TFL (6), M. Milano 3-1-4 TFL (2) FF BrUp, K. Moore 3-0-3, J. Johnson 3-0-3, C. Strachan 2-1-3 INT (0), T. Schwabb 2-0-2 TFL (4), T. Gutapfel 2-0-2 TFL (6), BrUp, K. Kavalec 2-0-2, TFL (2), H. Landry 1-1-2 1.5 TFL (2), K. Bletzer 1-0-1, I. Yiadom 1-0-1 BrUp, M. Attrach 1-0-1, G. McClary 1-0-1, J. Simmons 0-1-1 FR (0) QBH

Weather: 58 degrees, Sunny, wind NNW 7 mph

marcus outlow

65 rushing yards

15 carries (career high)





GAME SUMMARIES



17

3-4 | 0-4 ACC

Boston College
Clemson

7 3 0 7 17
10 7 10 7 34

Oct. 17, 2015 // Clemson, S.C. // Memorial Stadium (81,416)

34

6-0 | 3-0 ACC



SCORING SUMMARY

FIRST QUARTER

8:13 BC Bobby Wolford 5-yd pass from Jeff Smith (Mike Knoll kick), 4-20 1:52
5:25 CU Deshaun Watson 4-yd run (Greg Huegel kick), 7-75 2:48
1:09 CU Greg Huegel 42-yd field goal, 7-66 1:58

SECOND QUARTER

7:11 CU Zac Brooks 21 yd pass from Deshaun Watson (Greg Huegel kick), 11-80 5:39
0:03 BC Mike Knoll 21-yd field goal, 6-39 1:14

THIRD QUARTER

8:47 CU Greg Huegel 39-yd field goal, 9-69 3:07
4:20 CU Artavis Scott 51-yd pass from Deshaun Watson (Greg Huegel kick), 6-98 2:13

FOURTH QUARTER

6:38 CU Jordan Leggett 6-yd pass from Deshaun Watson (Greg Huegel kick), 9-85 4:25
1:29 BC Jeff Smith 1-yd run (Mike Knoll kick), 9-68 3:16

STATISTICAL BREAKDOWN

	BC	CU
FIRST DOWNS	11	24
RUSHES-YARDS (NET)	38-159	36-112
PASSING YDS (NET)	87	420
Passes Att-Comp-Int	7-23-0	27-42-2
TOTAL OFFENSE PLAYS-YARDS	61-246	78-532
Fumble Returns-Yards	0-0-0	0-0-0
Punt Returns-Yards	1-0-0	5-1-0
Kickoff Returns-Yards	2-44-0	3-76-0
Interception Returns-Yards	2-46-0	0-0-0
Punts (Number-Avg)	10-45.2	4-37.5
Fumbles-Lost	2-0	0-0
Penalties-Yards	8-80	6-45
Possession Time	27:54	32:06
Third-Down Conversions	3 of 15	5 of 15
Fourth-Down Conversions	2 of 2	1 of 1
Red-Zone Scores-Chances	3-3	2-2
Sacks By: Number-Yards	3-22	2-4

OVERALL STATISTICS

RUSHING: (Att-Net Yds.) BC: M. Willis 15-88, M. Outlow 5-43, J. Smith 7-16 TD, J. Gowins 6-11, T. Rouse 4-5, B. Swigert 1-(-1); CU: W. Gallman 17-48, D. Watson 11-32 TD, Z. Brooks 2-22, C. Fuller 2-9, K. Bryant 1-5, T. Dye 2-3

PASSING: BC: J. Smith 7-22-0 87 yds TD, Team 0-1-0; CU: D. Watson 27-42-2 420 yds 3TD

RECEIVING: (No.- net yds.) BC: D. Dudeck 2-12, T. Rouse 1-39, T. Smith 1-17, E. Robinson 1-10, B. Wolford 1-5 TD, M. Outlow 1-4; CU: A. Scott 10-162 TD, H. Renfrow 3-40, Z. Brooks 3-31 TD, D. Cain 2-97, C. Peake 2-33, G. Hopper 2-20, W. Gallman 2-14, J. Leggett 2-12 TD, T. Thompson 1-11

INTERCEPTIONS: BC: J. Simmons 1-28, S. Daniels 1-18 CU: None

FUMBLES: BC: M. Walker 1-0, S. Alston 1-0 CU: None

SACKS: BC: Daniels, S. 1.0-3, Milano, M. 1.0-10, M. Abdesmad 1.0-9 CU: B. Goodson 1.0-3, T. Tankersley 1.0-3

TACKLES (UA-A-T): BC: C. Strachan 8-4-12 BrUp, K. Moore 8-2-10 TFL (2) BrUp, J. Simmons 8-1-9 INT (28), S. Daniels 5-4-9 Sack (3) TFL(3) INT (18), M. Milano 4-3-7 Sack (10) 1.5 TFL (12), J. Johnson 3-4-7, H. Landry 3-2-5, M. Abdesmad 3-1-4 Sack (9) 2.0 TFL(10), K. Kavalec 2-1-3 1.5 TFL (3), W. Harris 2-0-2, T. Gutapfel 1-1-2, G. McClary 1-1-2, M. Strizak 1-0-1, A. Ntantang 1-0-1 QBH, T. Torres 0-1-1, L. Skubal 0-1-1, W. Ray 0-0-0 BrUp; CU: T. Green 5-2-7, B. Boulware 2-5-7 1.5 TFL(3) BrUp QBH, M. Alexander 3-1-4 TFL (2), R. Byers 3-1-4, K. Dodd 2-2-4 TFL(1), C. Wilkins 1-3-4 0.5 TFL(2), T. Blanks 1-3-4 TFL(1), B. Goodson 3-0-3 Sack (1) TFL (1) 2 QBH, C. Tankersley 3-0-3 Sack (3) TFL (3), C. Watkins 1-2-3, S. Lawson 1-2-3 TFL (3), J. Johnson 2-0-2 BrUp, J. Kearse 1-1-2 2 QBH, J. Leggett 0-2-2, R. Yeargin 1-0-1 QBH, T. Thompson 1-0-1, A. Lakip 1-0-1, S. Pagano 1-0-1, D. O'Daniel 0-1-1, R. McCloud 0-1-1, D. Rogers 0-1-1, J. Guillermo 0-1-1

Weather: low 60s, clear skies, light wind

QB | jeff smith

87 yards

1 passing / rushing TD





GAME SUMMARIES



14

3-5 | 0-5 ACC

Boston College 0 7 7 0 14
Louisville 7 10 0 0 17

Oct. 24, 2015 // Louisville, Ky. // Papa John's Cardinal Stadium (41,486)

17

3-4 | 2-2 ACC



SCORING SUMMARY

FIRST QUARTER

02:27 LOU Lamar Jackson 4-yd run (Wallace, J. kick)

SECOND QUARTER

09:51 LOU Sheldon Rankins 46-yd fumble recovery (John Wallace kick) 0 - 14

04:37 BC Elijah Robinson 12-yd blocked punt return (Mike Knoll kick)

02:51 LOU John Wallace 34-yd field goal

THIRD QUARTER

02:55 BC Jeff Smith 8-yd run (Mike Knoll kick)

STATISTICAL BREAKDOWN

	BC	LOU
FIRST DOWNS	4	18
RUSHES-YARDS (NET)	29-(-10)	45-140
PASSING YDS (NET)	93	230
Passes Att-Comp-Int	9-21-0	15-26-2
TOTAL OFFENSE PLAYS-YARDS	50-83	71-370
Fumble Returns-Yards	1-34-0	1-46-1
Punt Returns-Yards	2-45-1	6-3-0
Kickoff Returns-Yards	2-37-0	1-19-0
Interception Returns-Yards	2-0-0	0-0-0
Punts (Number-Avg)	12-42.2	9-30.9
Fumbles-Lost	4-1	2-2
Penalties-Yards	4-25	8-49
Possession Time	23:02	34:40
Third-Down Conversions	1 of 13	6 of 16
Fourth-Down Conversions	0 of 0	0 of 0
Red-Zone Scores-Chances	0-0	0-0
Sacks By: Number-Yards	7-62	7-49

OVERALL STATISTICS

RUSHING: (Att-Net Yds.) BC: M. Willis 12-22, T. Smith 2-6, S. Alston 1-3, T. Rouse 1-1, Team 1-(-1), M. Outlow 2-(-1), T. Flutie 1-(-7), J. Smith 9-(-33) TD; LOU: R. Bonnafeon 10-56, Je. Smith 8-51, L. Scott 7-20, L. Jackson 14-15, B. Radcliff 6-(-2)

PASSING: BC J. Smith 5-11-0 47 yds, T. Flutie 4-10-0 46 yds; LOU: L. Jackson 15-25-2 230 yds, R. Bonnafeon 0-1-0

RECEIVING: (No.- net yds.) BC: T. Smith 4-40, E. Robinson 2-4, M. Willis 1-36, D. Dudeck 1-8, B. Swigert 1-5; LOU: J. Staples 4-96, J. Bagley 3-69, J. Quick 3-39, R. Bonnafeon 2-18, C. Hikutini 1-10, D. Peete 1-3, L. Scott 1-(-5)

INTERCEPTIONS: BC: I. Viadom 1-0, J. Simmons 1-0 LOU: None

FUMBLES: BC: J. Smith 1-1, T. Flutie 1-0, E. Robinson 1-0, T. Smith 1-0; LOU: Je. Smith 1-1, B. Radcliff 1-1

SACKS: BC: S. Daniels 2-0-19, C. Strachan 1-0-10, M. Abdesmad 0-5-3, T. Gutapfel 1-0-6, M. Milano 1-5-7, G. McClary 1-0-17; LOU: K. Kelsey 1-0-5, T. Young 2-0-15, T. Washington 1-0-13, D. Fields 1-0-7, P. Vatuvei 1-0-5, J. Hearn 1-0-4

TACKLES (UA-A-T): BC: J. Johnson 8-3-11 0.5 TFL (1) BLK, S. Daniels 8-3-11 4.0 TFL (24) 2.0 Sacks (19), C. Strachan 2-7-9 2.5 TFL (14) 1.0 Sack (10) FR, J. Simmons 7-1-8 INT, M. Abdesmad 3-3-6 2.0 TFL (5) 0.5 Sacks (3) 2 QBH, T. Gutapfel 2-4-6 2.5 TFL (8) 1.0 Sacks (6), M. Milano 4-1-5 1.5 TFL (7) 1.5 Sacks (7), H. Landry 3-2-5 1.0 TFL (6) FF FR(34), W. Harris 3-1-4, C. Wujciak 3-1-4 1.0 TFL (5) FF, I. Viadom 3-0-3 INT (0), G. McClary 2-0-2 1.0 TFL (17) 1.0 Sacks (17), K. Moore 2-0-2, T. Torres 1-0-1, A. Ntantang 1-0-1; LOU: J. Burgess 6-4-10 1.0 TFL (1), K. Kelsey 4-6-10 4.5 TFL (10) 1.0 Sacks (5) QBH, J. Reve 3-2-5 2 FF, Harvey-Clemons 3-1-4, S. Rankins 1-2-3 2.0 TFL (4) FR (46) BrUp, T. Young 2-0-2 2.0 TFL (15) 2.0 Sacks (15) FF, T. Washington 2-0-2 1.0 TFL (13) 1.0 Sacks (13) FF BrUp, D. Fields 1-1-2 1.5 TFL (8) 1.0 Sacks (7) QBH, P. Vatuvei 1-1-2 1.0 TFL (5) 1.0 Sacks (5) QBH, D. Brown 0-2-2, J. Hearn 1-0-1 1.0 TFL (4) 1.0 Sacks (4), M. Crum 1-0-1, I. Stewart 1-0-1, G. Pascascio 1-0-1, L. Jackson 1-0-1, J. Alexander 0-1-1, S. Wiggins 0-0-0 2 BrUp

Weather: Cloudy, 71 degrees, Wind: SSW-12



LB / steven daniels

11 tackles (8 solo)

2 sacks | 4 TFLs



GAME SUMMARIES

VT 26

4-5 | 2-3 ACC

Virginia Tech 10 10 3 3 0
Boston College 0 0 3 7 0

Oct. 31, 2015 // Chestnut Hill, Mass. // Alumni Stadium (28,108)

10

3-6 | 0-6 ACC



SCORING SUMMARY

FIRST QUARTER

6:44 VT Cam Phillips 27-yd pass from Michael Brewer (Joey Slye kick), 4-47 2:10

1:13 VT Joey Slye 47-yd field goal, 8-35 4:02

SECOND QUARTER

11:01 VT Andrew Motuapuaka 34-yd fumble recovery (Joey Slye kick)

0:06 VT Joey Slye 36-yd field goal, 9-55 1:59

THIRD QUARTER

7:40 VT Joey Slye 32-yd field goal, 4-8 2:06

3:31 BC Mike Knoll 29-yd field goal, 11-59 4:14

FOURTH QUARTER

8:09 BC Richard Wilson 3-yd rush (Mike Knoll kick), 6-76 2:26

1:21 VT Joey Slye 32-yd field goal, 4-2 1:33

STATISTICAL BREAKDOWN

	VT	BC
FIRST DOWNS	17	15
RUSHES-YARDS (NET)	46-81	35-75
PASSING YDS (NET)	194	143
Passes Att-Comp-Int	16-23-1	8-21-1
TOTAL OFFENSE PLAYS-YARDS	69-275	56-218
Fumble Returns-Yards	1-34-1	0-0-0
Punt Returns-Yards	4-28-0	4-(-4)-0
Kickoff Returns-Yards	2-36-0	5-152-0
Interception Returns-Yards	1-0-0	1-0-0
Punts (Number-Avg)	7-284	7-271
Fumbles-Lost	2-1	4-3
Penalties-Yards	11-98	6-48
Possession Time	34:43	25:17
Third-Down Conversions	3 of 15	1 of 12
Fourth-Down Conversions	0 of 0	0 of 1
Red-Zone Scores-Chances	3-4	2-3
Sacks By: Number-Yards	2-18	3-32

OVERALL STATISTICS

RUSHING: (Att. - Net) VT: T. McMillian 33-105, S. Rogers 3-6, G. Stroman 1-3, Team 1-(-2), B. Motley 3-(-2), M. Brewer 5-(-29) BC: J. Fadule 15-53, M. Willis 10-11, T. Rouse 3-9, S. Alston 2-6, R. Wilson 2-4 TD, J. Gowins 1-(-1), B. Wolford 1-(-1), T. Flutie 1-(-6)

PASSING: VT: M. Brewer 15-21-1 180 yds TD, I. Ford 1-1-0 14 yds; BC: J. Fadule 8-20-1 143 yds, T. Flutie 0-1-0

RECEIVING: (No.-Yards) VT: C. Phillips 6-87 TD, I. Ford 3-51, B. Huges 3-34, S. Rogers 2-8, m. Brewer 1-14, R. Malleck 1-0; BC: T. Rouse 2-53, C. Callinan 2-43, E. Robinson 1-25, T. Sweeney 1-18, D. Dudeck 1-3, S. Alston 1-1

INTERCEPTIONS: VT: G. Stroman 1-0; BC: J. Johnson 1-0

FUMBLES: VT: C. Phillips 1-1, B. Hodges 1-0; BC: T. Torres 1-1, T. Rouse 1-0, J. Gowins 1-1, J. Fadule 1-1

SACKS: VT: A. Matuapuaka 1-0-6, D. Nicolas 1-0-12; BC: S. Daniels 1-0-16, M. Milano 1-0-10, C. Wujciak 1-0-6

TACKLES (UA-A-T): D. Clarke 5-6-11 2.5 TFL (8), A. Motuapuaka 6-1-7 1.0 Sacks (6) 2.0 TFL (7) FF FR (34), D. Nicolas 5-2-7 1.0 Sacks (12) 3.5 TFL (23) FF FR (0), C. Clark 6-0-6 3 BrUp, A. Shegog 3-0-3, R. Vandyke 2-0-2, T. Edmunds 2-0-2, W. Baron 2-0-2 TFL (0), D. Frye 2-0-2, D. Riley 2-0-2 FF FR(0), K. Ekanem 2-0-2, B. Facyson 1-1-2, J. Galante 1-0-1, G. Stroman 1-0-1 INT (0), J. Alleyne 1-0-1, L. Maddy 1-0-1, Te. Edmunds 0-1-1 3 BrUp; BC: S. Daniels 5-6-11 1.0 Sacks (16) 1.5 TFL (18), M. Milano 6-3-9, 1.0 Sacks (10), 2.0 TFL (14), C. Strachan 4-4-8 1.5 TFL (4) FR (0), G. McClary 7-0-7 FF, H. Landry 6-1-7 2.0 TFL (5), J. Johnson 6-1-7 INT (0), J. Simmons 3-3-6, W. Harris 4-1-5 FF, C. Wujciak 4-0-4 1.0 Sacks (6), 2.0 TFL (7), K. Kavalec 2-1-3, T. Gutapfel 2-0-2 2.0 TFL (8), T. Torres 1-0-1, A. Howell 1-0-1, M. Abdesmad 1-0-1, I. Viadom 1-0-1

Weather: 52 degrees, Sunny, wind SSW 12 mph



QB | John Fadule

143 passing yards

55 rushing yards



GAME SUMMARIES

24

6-3 | 2-3 ACC

Virginia Tech 0 14 7 3 24
Boston College 0 0 0 8 8

Nov. 7, 2015 // Chestnut Hill, Mass. // Alumni Stadium (28,533)

8

3-7 | 0-7 ACC



SCORING SUMMARY

SECOND QUARTER

13:46 ST Maurice Trowell 83-yd pass from Jacoby Brissett (Kyle Bambard kick), 1-83 0:11

8:46 ST Jaylen Samuels 5-yd run (Kyle Bambard kick), 7-84 3:27

THIRD QUARTER

12:25 ST Reggie Gallaspy 35-yd run (Kyle Bambard kick), 3-44 0:45

FOURTH QUARTER

4:14 ST Kyle Bambard 37-yd field goal, 6-30 1:55

1:21 ST Thadd Smith 3-yd pass from John Fadule (Tommy Sweeney pass from John Fadule), 9-65 2:53

STATISTICAL BREAKDOWN

	ST	BC
FIRST DOWNS	12	16
RUSHES-YARDS (NET)	33-139	34-28
PASSING YDS (NET)	212	257
Passes Att-Comp-Int	14-27-1	23-37-3
TOTAL OFFENSE PLAYS-YARDS	60-351	71-285
Fumble Returns-Yards	1-14-0	0-0-0
Punt Returns-Yards	3-(-1)-0	1-0-0
Kickoff Returns-Yards	2-21-0	2-55-0
Interception Returns-Yards	3-6-0	1-0-0
Punts (Number-Avg)	8-40.1	9-43.6
Fumbles-Lost	2-1	1-1
Penalties-Yards	5-50	3-35
Possession Time	28:26	31:34
Third-Down Conversions	4 of 15	5 of 17
Fourth-Down Conversions	0 of 1	1 of 3
Red-Zone Scores-Chances	2-2	2-3
Sacks By: Number-Yards	5-38	1-7

OVERALL STATISTICS

RUSHING: (Att. - Net) ST: R. Gallaspy 5-35 TD, J. Samuels 8-32 TD, J. Brissett, 7-32, N. Hines, 7-23, D. Nichols 5-17, Team 1-0; BC: T. Rouse 7-48, R. Wilson 4-4, M. Outlow 2-1, T. Smith 1-0, M. Willis 3-0, E. Robinson 1-(-5), S. Alston 1-(-6), J. Fadule 15-(-14)

PASSING: ST: J. Brissett 14-27-1 212 yds TD; J. Fadule 23-37-3 257 yds TD

RECEIVING: (No.-Yards) ST: J. Samuels 7-38, M. Trowell 2-85 TD, B. Cherry 1-36, J. Ramos 1-33, R. Gallaspy 1-11, N. Hines 1-5, J. Alston 1-4; BC: D. Dudeck 7-81, E. Robinson 4-51, C. Callinan 3-27, T. Smith 3-18 TD, M. Outlow 2-27, T. Sweeney 2-18, M. Walker 1-32, T. Rouse 1-3

INTERCEPTIONS: ST: H. Jones 1-0-0, Jo. Jones 1-0-0, J. Burris 1-6-0; BC: J. Simmons 1-0-0

FUMBLES: ST: B. Cherry 1-0, E. Bryant 1-1; BC: J. Fadule 1-1

SACKS: ST: B.Chubb 1.5-6, Jo. Jones 0.5-4, BJ Hill 1.5-7, A. Moore 0.5-7, M. Rose 2.0-12; BC: M. Abdesmad 1.0-7

TACKLES (UA-A-T): B. Chubb 5-1-6 1.5 Sacks (6) 3.5 TFL (13), Jo. Jones 4-2-6 0.5 Sacks (4) 0.5 TFL (4) INT (0), BJ Hill 4-2-6 1.5 Sacks (7) 2.5 TFL (11), A. Moore 2-4-6 0.5 Sacks (7) 0.5 TFL (7) M. Rose 4-1-5 2.0 Sacks (12) 4.5 TFL (24), H. Jones 3-1-4 INT (0), J. Fernandez 2-2-4, J. Burris 3-0-3 INT (6), N. Clark 3-0-3 BrUp, M. Stevens 3-0-3, Ju. Jones 2-1-3, M. Nelson 2-1-3 0.5 TFL (0), Dr. Wright 2-1-3, C. Cook 1-1-2 0.5 Sacks (6) 0.5 TFL (6), R. Nicholson 1-1-2, P. McKeever 1-0-1, G. Pratt 1-0-1, D. Roseboro 1-0-1, J. Maples 1-0-1, M. Nines 1-0-1, T. Batten 1-0-1, J. Sessoms 0-1-1, E. Bryant 0-1-1 0.5 Sacks (4), 0.5 TFL (4) FR (14); C. Strachan 4-4-8 1.0 TFL (1), J. Johnson 5-2-7 0.5 TFL-1, J. Simmons 5-1-6 INT (0), H. Landry 4-1-5 1.0 TFL (1), M. Milano 4-0-4 1.0 TFL (4), G. McClary 3-0-3 FF, S. Daniels 3-0-3 1.0 TFL (1), M. Abdesmad 2-1-3 1.0 Sack (7) 2.5 TFL (8), C. Wujciak 1-2-3 1.5 TFL (6), M. Strizak 2-0-2, T. Torres 1-1-2 BrUp, K. Kavalec 1-1-2 1.5 TFL (2), H. Jackson 1-0-1, W. Harris 1-0-1, T. Schwab 1-0-1, K. Bletzer 1-0-1, T. Gutapfel 0-1-1, T. Smith 0-0-0 FR (0)

Weather: 61 degrees F, Cloudy, wind WNW 15 mph



RB / david dudeck

7 receptions

81 yards (career high)



GAME SUMMARIES

16

3-8 | 0-7 ACC

Boston College 0 0 3 13 16
Notre Dame 10 0 6 3 19

Nov. 21, 2015 // Boston, Mass. // Fenway Park (38,686)

19

10-1

SCORING SUMMARY

FIRST QUARTER

5:59 ND Justin Yoon 30-yd field goal, 8-64 3:33
0:04 ND Amir Carlisle 10-yd pass from DeShone Kizer (Justin Yoon kick), 6-40 1:56

THIRD QUARTER

13:10 BC Colton Lichtenberg 43-yd field goal, 4-2 0:09
1:10 ND Chris Brown 12-yd pass from DeShone Kizer (Kizer pass failed), 8-73 3:12

FOURTH QUARTER

10:35 ND Justin Yoon 35-yd field goal, 8-60 3:31
10:17 BC Jeff Smith 80-yd run (Smith pass failed), 1-80 0:18
0:54 BC Charlie Callinan 3-yd pass from Jeff Smith (Colton Lichtenberg kick), 9-86 3:05

STATISTICAL BREAKDOWN

	BC	ND
FIRST DOWNS	13	22
RUSHES-YARDS (NET)	36-214	34-127
PASSING YDS (NET)	88	320
Passes Att-Comp-Int	12-22-0	20-38-3
TOTAL OFFENSE PLAYS-YARDS	58-302	72-447
Fumble Returns-Yards	1-13-0	0-0-0
Punt Returns-Yards	1-(-6)-0	3-(-4)-0
Kickoff Returns-Yards	5-124-0	3-44-0
Interception Returns-Yards	3-0-0	0-0-0
Punts (Number-Avg)	9-38.9	4-47.0
Fumbles-Lost	3-1	4-2
Penalties-Yards	9-75	4-31
Possession Time	28:52	31:08
Third-Down Conversions	2 of 13	4 of 15
Fourth-Down Conversions	0 of 1	0 of 0
Red-Zone Scores-Chances	1-1	4-7
Sacks By: Number-Yards	0-0	2-15

OVERALL STATISTICS

RUSHING: (Att-Net Yds.) BC: J. Smith 5-100 TD, J. Fadule 8-64, R. Wilson 7-24, M. Willis 7-14, T. Rouse 7-8, J. Simmons 1-3, S. Alston 1-1; ND: CJ Proise 9-54, J. Adams 13-39, D. Kizer 7-33, Hunter Jr. 1-4, A. Carlisle 1-4, D. Williams 1-(-2), Team 2-(-5)

PASSING (C-A-I): BC J. Fadule 7-16-0 64 yds, J. Smith 5-6-0 24 yds TD; ND DeShone Kizer 20-38-3 320 yds 2 TD

RECEIVING: (No. net yds.) BC: T. Rouse 3-27, C. Callinan 3-17 TD, T. Smith 3-8, T. Sweeney 1-22, H. Jackson 1-9, D. Dudeck 1-5; ND: A. Carlisle 7-97 TD, C. Brown 6-104 TD, W. Fuller 3-72, CJ Proise 1-17, C. Robinson 1-15, Hunter Jr. 1-11, A. Jones 1-4

INTERCEPTIONS: BC: J. Johnson 1-0, J. Simmons 2-0; ND: None

FUMBLES: BC: S. Alston 1-1, T. Rouse 1-0, J. Smith 1-0; ND: CJ Proise 2-1, J. Adams 1-1, CJ Sanders 1-0

SACKS: BC: none; ND: M. Redfield 1.0-10, S. Day 1.0-5

TACKLES (UA-A-T): BC: C. Strachan 7-1-8 2.5 TFL (7), J. Simmons 6-2-8 FF 1.0 FR (0) 2 INT (0), G. McClary 6-0-6 2 BrUp, J. Johnson 5-1-6 FF 1.0 INT (0) BrUp, M. Milano 5-0-5 2.0 TFL (5) FF 1.0 FR (13) BrUp, M. Abdesmad 3-2-5, S. Daniels 3-2-5 1.0 TFL (2), C. Wujciak 3-1-4 1.0 TFL (3), W. Harris 3-0-3, H. Landry 1-2-3 0.5 TFL (1), K. Kavalec 2-0-2 1.0 TFL (1), T. Gutapfel 1-1-2, T. Torres 1-0-1, L. Skubal 1-0-1; ND: J. Smith 9-2-11 1.0 TFL (1) BrUp, M. Redfield 8-1-9 1.0 Sack (10) 1.0 TFL (10), I. Rochell 4-0-4 1.0 TFL (1), E. Shumate 3-1-4 0.5 TFL (3), R. Okware 2-2-4, A. Trumbetti 3-0-3, L. Cole 3-0-3 G. Martini 2-1-3, J. Schmidt 1-2-3 BrUp, S. Day 2-0-2 1.0 Sack (5) 1.0 TFL (5), J. Tillery 2-0-2, K. Russell 2-0-2 1.0 TFL (5) FF, J. Grace 1-1-2 0.5 TFL (3), M. Farley 1-0-1, N. Morgan 0-1-1, T. Coney 0-1-1, S. Daly 0-0-0 1.0 FR (0)

Weather: Mostly Cloudy, 42 degrees, Wind: ENE 7

QB | jeff smith

1 rush TD | 1 pass TD

100 rushing yards

