

#5 DENVER

3-1-0
OVERALL



0-0-0
NCHC

ALL-TIME SERIES

16-13-0

ADVANTAGE >> PIOS

#4 BOSTON COLLEGE

4-1-0
OVERALL



0-0-0
HOCKEY EAST

>> OCTOBER

WIN 5-1	RPI	LOSS 1-2	W	WIN 6-0
WIN 3-0		WIN 5-0	DU	OCT 30 7 pm

>> NOVEMBER

NOV 02 7 pm	NOV 06 7 pm	NOV 08 1 pm
NOV 13 7 pm	NOV 21 7 pm	NOV 24 7 pm
NOV 28 7 pm		

>> DECEMBER

DEC 05 7 pm	DEC 06 7 pm	DEC 10 7 pm
DEC 28 * TBA	DEC 29 * TBA	

>> JANUARY

JAN 08 7 pm	JAN 09 7 pm	JAN 15 7 pm
JAN 16 7 pm	JAN 22 7 pm	JAN 23 7 pm
JAN 29 7 pm		

>> FEBRUARY

FEB 01 5 pm	FEB 05 7 pm	FEB 08 TBA
FEB 12 7 pm	FEB 13 7 pm	FEB 19 7 pm
FEB 20 7 pm	FEB 26 7 pm	FEB 27 7 pm

>> MARCH

PLAYOFFS M4-19	REGIONAL M25-26	FROZEN 4 A7-9
----------------	-----------------	---------------

HOME AWAY * ESTERO, FLA. BEANPOT

LEADERS

GOALS 4

zach SANFORD

ASSISTS 5

miles WOOD

POINTS 6

miles WOOD
zach SANFORD

SHOTS 24

ryan FITZGERALD

EAGLES IN 140

Top defense in the country
0.60 gpg allowed

Steve Santini



ALL-TIME VS.

Date	Site	Result	Score
March 14, 1968	NCAA Tourney	L *	1-4
Dec. 26, 1969	Denver, Colo.	L	2-6
Dec. 27, 1969	Denver, Colo.	L *	6-7 (ot)
March 15, 1973	Boston Garden (NCAA)	L	4-10
Dec. 27, 1974	Denver, Colo.	W	5-2
Dec. 28, 1974	Denver, Colo.	L	4-10
Nov. 9, 1984	Denver, Colo.	L	3-8
Nov. 10, 1984	Denver, Colo.	W	7-4
Dec. 1, 1985	McHugh Forum	W	4-3
Dec. 3, 1985	McHugh Forum	L	3-9
Jan. 9, 1987	Denver, Colo.	W	8-6
Nov. 27, 1987	Bowling Green, Ohio	L	4-6
Nov. 14, 1988	Denver, Colo.	W	6-2
Dec. 29, 1993	Denver, Colo.	L	2-4
Nov. 26, 1994	Kelley Rink	L	3-4 (ot)
Dec. 28, 1998	McNichols	L	3-4 (ot)
Oct. 20, 2000	Denver, Colo.	W	3-2
Oct. 21, 2000	Denver, Colo.	W	3-2
Oct. 12, 2001	Anchorage, AK	L	3-4
Oct. 18, 2002	Kelley Rink	W	4-2
Oct. 15, 2004	Kelley Rink	W	6-2
Jan. 2, 2010	Denver, Colo.	L	3-4
Oct. 15, 2010	Denver, Colo.	W	6-2
Oct. 16, 2010	Denver, Colo.	W	3-0
Oct. 14, 2011	Kelley Rink	L	2-4
March 29, 2014	DCU Center	W*	6-2
Oct. 31, 2014	Denver, Colo.	W	2-1
Nov. 1, 2014	Denver, Colo.	L	1-2 (ot)
March 28, 2015	Worcester, Mass.	L*	2-5

* NCAA Tournament (DU leads, 3-1)

* NCAA Tournament game

MATCHUP

BOSTON COLLEGE vs. DENVER

Not only does Friday mark a top-five matchup, but also the element of revenge factors into the Boston College - Denver showdown at Kelley Rink. The Eagles and Pioneers have become familiar with one another as of late, particularly in the postseason. In last year NCAA Tournament, second-seeded Denver handed third-seeded BC a first-round exit, defeating the Eagles, 5-2, at the Dunkin' Donuts Center in Providence. Prior to the 2015 postseason meeting, the Eagles took on DU in the first round of the NCAA Tournament in 2014, as well. The story favored Boston College more handily at the DCU Center in Worcester as BC dumped DU, 6-2, thanks to a hat trick from Johnny Gaudreau and a 13-point performance (6-7-13) from his line of Kevin Hayes and Bill Arnold. Sandwiched in between those two postseason affairs was a back-to-back series at Magness Arena in Denver on Oct. 31 and Nov. 1, 2014. Head coach Jerry York earned his 500th win as head coach of the Eagles on Halloween night thanks to a pair of goals by Ryan Fitzgerald but the Pios sent BC packing the next night by hand it a 2-1 setback in overtime after Danton Heinen netted both tallies. Friday night will be a tiebreaker of the last year and a half worth of matchups between these two programs as each has won twice. It will be the 30th meeting between BC and Denver as the Pioneers possess a 16-13 advantage over the Eagles. Since York's arrival, Boston College has posted an 8-7 mark against Denver. The Pioneers and Eagles boast the second and third-longest active NCAA Tournament appearance streaks, respectively, behind North Dakota. DU has earned a spot in the dance the last eight years while the Eagles have been in the last six entries. Combined, these two programs have hung 12 national championship banners (Denver - 7 | BC - 5). Denver is 2-2 in games at Kelley Rink, having visited The Heights last on Oct. 14, 2011 (DU, 4-2).

PIO PREVIEW

Friday marks University of Denver's first contest outside of Colorado as the Pioneers journey to Boston to take on the Eagles at Kelley Rink and then travel down Comm Ave. to combat Boston University Saturday night. After losing at Air Force in the season opener, the Pioneers are winners of three straight, including a home sweep over Michigan State on Oct. 16-17. DU flies into The Heights well rested as the Pioneers have not played a game in two weeks. Senior defenseman Nolan Zajac, tied for the team lead in points (1-3-4), is one of the most seasoned skaters in all of college hockey. Zajac started the season tied for third-most games played in college hockey (119) and is currently tied for sixth amongst all defensemen in scoring (1.00 gpg). Matt Marcineau leads the Pioneers with three goals scored and tied with Zajac for the team lead in points. Junior netminder Evan Cowley and sophomore Tanner Jaillet continue to split time in net, each having started a pair of games thus far. Even though Jaillet shutout Michigan State in DU's last game, Cowley's 1.51 goals against average ranks ninth in college hockey while his .944 save percentage is tied for 10th. Heading into this season, Cowley's career save percentage (.929) was third best amongst all of college hockey returnees. Junior Trevor Moore returns to the lineup after earning second team All-America honors in 2014-15 and has accrued three assists this season. Denver is the second lightest team in the country (second behind Colorado College, in fact) average 179 pounds. The Pios' offense is averaging 3.50 goals per game, tied for 15th nationally while the defense is tied for either, surrendering only 2.00 goals per game. Denver has struggled mightily on the power play, having converted only once in 14 tried (7.1% - tied for 49th) while the penalty kill is tied with the Eagles in eighth at 91.7%.

20.....	GOALS	14
4.00	GOALS PER GAME.....	3.50
0.60	GOALS ALLOWED PER GAME	2.00
175	SHOTS	134
11.4 %	SHOT PERCENTAGE	10.4 %
35.0.....	SHOTS PER GAME.....	33.5
5-for-29	PPG / OPP.....	1-for-14
17.2 %	POWER PLAY %	7.1 %
22 / 24	PENALTY KILL / OPP.....	11 / 121
2.....	SHORT-HANDED GOALS	0
33.....	PENALTIES.....	15
93	PENALTY MINUTES	30

EAGLES OFFENSE

4.00 gpg

20 goals scored

t10th

t4th

>>

Adam Gilmour logged his third-career multi-goal performance with a pair at CC on Oct. 24. He now has the second-most PPGs (10) for a career and also gathered his fifth game winner.

>>

Zach Sanford notched his second-career three-point performance with his first-career short-handed tally along with a pair of assists on Oct. 24. He is tied for the team lead with six points.

>>

The Eagles are only one of three teams in all of college hockey to have scored two short-handed goals so far this season, joining Rensselaer and Ohio State.

>>

The Eagles are one of 12 teams in college hockey averaging four goals or more. BC is tied for 10th in the nation in offense, scoring at a clip of four goals per game.

Ryan Fitzgerald

Fitzgerald logged his third-career multi-goal performance with a pair at CC on Oct. 23 -- his first one came at Denver on Oct. 31, 2014 -- his first goal counted as his team-best seventh game-winning goal.



EAGLES DEFENSE

0.60 gpg

3 goals
allowed

1st  1st

>>

BC is off to its best defensive start in program history - BC's 0.60 goals allowed p.g. through the first five contests of the season is the lowest mark in BC's 94 years of varsity hockey.

>>

Boston College's three-consecutive shutouts marks only the fourth time in Eagle history that phenomenon has transpired.

>>

The last goal scored against BC was at RPI on Oct. 11 (3:02 - third period) - the Eagles have not allowed a goal in 196:58 seconds.

>>

Ian McCoshen scored his first goal of the season and Scott Savage notched his first multi-point performance of the season with a pair of assists



Thatcher Demko

In blanking three-consecutive opponents, Demko becomes the 21st netminder in NCAA hockey history to accomplish that feat. BC is now the only school to have done it on three separate occasions (Schneider, Clemmensen) in the modern era.



QUICK FACTS

UNIVERSITY INFORMATION

LocationChestnut Hill, Mass.
 Founded.....1863
 Nickname.....Eagles
 Colors.....Maroon and Gold
 Enrollment9,099 (undergraduates)
14,460 (total)
 Colors.....Maroon and Gold
 Home Rink.....Kelley Rink (7,884)
 President.....Rev. William P. Leahy, SJ
 NCAA Faculty Representative.....Robert Taggart
 Athletics Director.....Brad Bates
 Sr. Assoc. AD/Hockey Administrator.....Tom Peters
 Assistant Director / Media Contact.....Mark Majewski
 BC Athletics Website.....bceagles.com

HOCKEY STAFF

Name (Alma Mater, Year).....Title
 Jerry York (Boston College '67).....
The Schiller Family Head Hockey Coach
 Greg Brown (Boston College '90).....Assoc. Head Coach
 Mike Ayers (New Hampshire '04).....Assistant Coach
 Marty McInnis (Boston College '90).....Assistant Coach
 John Hegarty (Boston College '94).....Dir. of Hockey Ops.
 Bert Lenz (Castleton State '91).....Athletic Trainer
 Russ DeRosa (Springfield '95).....Strength Coach

PROGRAM HISTORY

AffiliationNCAA Division I
 Conference.....Hockey East Association
 First Season.....1917-18
 Total Seasons.....93
 Overall Record.....1470-785-122
 Kelley Rink Record (1988-pres).....299-118-37 (.699)
 McHugh Forum Record (1958-86).....282-95-10 (.748)
 Winning Seasons.....74
 NCAA Championships.....5 (1949, 2001, 2008, 2010, 2012)
 NCAA Tournament Record.....47-41
 NCAA Tournament Record under Jerry York.....34-12
 NCAA Frozen Four Appearances.....24
 (1948, **1949**, 1950, 1954, 1956, 1959, 1963, 1965, 1968,
 1973, 1978, 1985, 1990, 1998, 1999, 2000, **2001**, 2004,
 2006, 2007, **2008, 2010, 2012, 2014**)
 NCAA Tournament Appearances.....34
 Hockey East Regular Season Titles.....13
 Hockey East Tournament Titles.....11
 Hockey East Tournament Record.....63-28-2
 Hockey East Tourney Record under Jerry York.....54-16-1
 All-Americans.....59 (43 first-team honorees)

HOCKEY INFORMATION

2014-15 Overall Record.....21-14-3
 2014-15 Hockey East Record (Finish).....12-7-3 (T-2nd)
 Final Ranking.....No. 13 / No. 14
 Lettermen Returning / Lost.....15/9
 Newcomers.....9
 2015-16 Captain.....Teddy Doherty
 2015-16 Alternate Captains.....Chris Calnan
Ian McCoshen, Steve Santini

ATHLETICS COMMUNICATIONS

Address.....321 Conte Forum, Chestnut Hill, MA 02467
 Contact.....Mark Majewski
 Email.....mark.majewski@bc.edu
 Office Phone.....(617) 552-2094
 Cell Phone.....(734) 812-5480
 BC Athletics Twitter Feed.....@BCSportsNews
 Hockey Twitter Feed.....@BCHockeyNews
 Hashtags.....#WeAreBC
#BCHockey

NOTES

KELLEY RINK ONE AWAY FROM 300 WINS

Boston College celebrates its 28th season of playing hockey on Kelley Rink at Conte Forum. Starting in 1988, BC's overall record at Kelley Rink is 299-118-37 (.699). The Eagles played at McHugh Forum prior from 1958-86 when Boston College posted an overall mark of 282- 95-10 (.748). Boston College has won 10 or more games at home the last seven-consecutive seasons.

SCORE -- BORED OPERATORS

Boston College has shutout its last three opponents consecutively, not allowing a puck in the net since a goal at RPI at 3:02 of the third period, marking 196:58 minutes of scoreless hockey. It marks the fourth time in program history (1920-21 // 1997-98 - Scott Clemmensen // 2005-06 - Cory Schneider // 2015-16 - Thatcher Demko) and three times in the modern era. The Eagles are now the only team to shutout three-straight opponents in the modern era three separate occasions.

BEST DEFENSIVE START IN 94 YEARS

In allowing only three goals in BC's first five regulation games, the Eagles are off to their best defensive start in program history. Boston College's 0.60 goals allowed per game through the first five contests of the season is the lowest mark in BC's 94 years of varsity hockey.

DAM-KO

Thatcher Demko is in the midst of a historic run. Not only is he the 21st goaltender in NCAA hockey history to have shutout three opponents consecutively, but he is also chasing Scott Clemmensen's record set during the 1997-98 season of keeping opponents scoreless for 254:23. Demko is chasing NCAA record-holding Lake Superior State's Blaine Lacher, who charted five-straight shutouts from March 4-14, 1994 in a total of 375:01 minutes. He earned his sixth-career shutout and is now tied for sixth all-time at Boston College with six career shutouts. He is tied with Parker Milner (2009-13) and Joe Carroll (1951-54). The junior's 0.60 goals against average is best in the nation currently and his .974 save percentage is second to Nebraska Omaha's freshman Evan Weninger (.980), who has only played in two games thus far.

COLIN CAN

In his third game as an Eagle, freshman Colin White scored his first career points with a pair of goals on Oct. 16 against Wisconsin, including BC's first 5-on-3 power play tally of the season. For his performance, White was named Hockey East Rookie of the Week on Oct. 19.

Through five games, rookie Casey Fitzgerald leads the Eagles in plus / minus rating thus far at +7



USCHO POLL

#	Team (FPV)	W-L-T	Points	LW
1	North Dakota (23)	4-0-2	959	1
2	Nebraska-Omaha (12)	6-0-0	941	2
3	Providence (10)	4-0-1	903	3
4	Boston College (4)	4-1-0	858	4
5	Denver	3-1-0	734	6
6	Minnesota-Duluth	2-1-2	690	5
7	Massachusetts-Lowell	3-0-2	661	7
8	Boston University	2-1-0	638	8
9	Quinnipiac (1)	6-0-0	611	14
10	Michigan	3-0-1	552	11
11	Harvard	0-0-0	524	9
12	Bowling Green	3-1-1	442	12
13	Yale	0-0-0	378	13
14	St. Cloud State	4-2-0	362	9
15	Miami	3-2-1	287	15
16	St. Lawrence	4-2-0	231	17
17	Merrimack	2-0-2	182	19
18	Michigan Tech	2-2-0	135	16
19	Clarkson	5-1-0	114	NR
20	Minnesota	2-3-0	78	19

Others Receiving Votes: Union 67, Massachusetts 38, Penn State 35, Robert Morris 22, Minnesota State 21, Notre Dame 20, Vermont 6, Colgate 3, Mercyhurst 3, Bentley 2, Northern Michigan 2, Alaska-Anchorage 1.

USA TODAY POLL

#	Team (FPV)	W-L-T	Points	Wks
1.	Nebraska Omaha (16)	6-0-0	483	4
2.	North Dakota (12)	4-0-2	478	4
3.	Providence (5)	4-0-1	434	4
4.	Boston College	4-1-0	387	4
5.	Denver	3-1-0	298	4
6.	Minnesota Duluth	2-1-2	289	4
7.	Boston University	2-1-0	288	4
8.	UMass Lowell	3-0-2	274	4
9.	Quinnipiac (1)	6-0-0	252	2
10.	Michigan	3-0-1	239	4
11.	Harvard	0-0-0	215	4
12.	Bowling Green	3-1-1	102	3
13.	St. Cloud	4-2-0	88	3
14.	Miami	3-2-1	57	3
15.	Yale	0-0-0	56	4

Others Receiving Votes: Merrimack, 39; St. Lawrence, 32; Clarkson, 21; Massachusetts, 16; Notre Dame, 10; Union, 9; Penn State, 6; Michigan Tech, 5; Minnesota, 1; Robert Morris, 1.

POLLTRACKER

Date	USCHO	USA	Date	USCHO	USA
9/28	1	1	1/4	--	--
10/5	1	1	1/11	--	--
10/12	4	3	1/18	--	--
10/19	4	4	1/25	--	--
10/26	4	4	2/1	--	--
11/2	--	--	2/8	--	--
11/9	--	--	2/15	--	--
11/16	--	--	2/22	--	--
11/23	--	--	2/29	--	--
11/30	--	--	3/7	--	--
12/7	--	--	3/14	--	--
12/14	--	--	3/21	--	--
12/21	--	--	3/28	--	--
12/28	--	--	4/4	--	--

NOTES

DOUBLE TROUBLE

Ryan Fitzgerald notched a pair of goals in the opener at CC on Oct. 23 while Adam Gilmour did the same the following night. For Fitzgerald, it was his first two-goal game since his hat trick against UConn on Jan. 24, 2015 and his third-career multi-goal performance. He also accounted for his team-best seventh-career game winner. Gilmour scored his 10th-career power play goal after netting his fifth-career game winner on Oct. 24.

SHORTY FOR DOHERTY

Teddy Doherty and Zach Sanford score their first-career short-handed goals against Wisconsin and Colorado College, respectively. The Eagles are one of three teams to have score a pair of short-hande tallies, joining Ohio State and Rensselaer.

QUICK DRAW CANGE

Austin Cangelosi scored 12 seconds into the home opener against Wisconsin, marking the fastest goal scored by an Eagle since Matt Price tallied 11 seconds into the game against Northeastern on March 7, 2008. The Estero, Fla., native scored twice against the Badgers, marking his second-career two-goal outing. His first also came against Wisconsin on Oct. 18, 2013.

ROOKIE ROMP

Boston College's freshmen class came to play in the season opener at Army on Oct. 9 as three rookies scored their first collegiate goals. Miles Wood, Casey Fitzgerald and Chris Brown all found the back of the net in their first game donning the maroon and gold, marking the first time under Jerry York three freshmen scored in a season opener. They have racked up five goals and 15 assists so far this season.

HOME TURF

Since Jerry York has been head coach at Boston College, the Eagles possess a 14-7-1 record in home opening games on The Heights. Dating back to the 2007-08 season, the Eagles are 7-1-1 in their first game of the season at Kelley Rink.

DEMKO ON THE DOCKET

For the second-consecutive season, Thatcher Demko has been placed on the 2015-16 Mike Richter Award watch list along with 19 other netminders. The Mike Richter Award goes to the most outstanding goaltender of the season and is awarded during Frozen Four weekend.

HOCKEY EAST								OVERALL					
Team	GP	W	L	T	Pts	GF	GA	W	L	T	GF	GA	
1 Boston University	2	1	1	0	2	6	7	2	2	0	13	13	
Connecticut	2	1	1	0	2	7	6	3	2	0	19	14	
UMass Lowell	2	0	0	2	2	2	2	3	0	2	10	5	
Merrimack	2	0	0	2	2	2	2	2	0	2	12	4	
5 Massachusetts	1	0	0	1	1	6	6	3	0	1	21	14	
New Hampshire	1	0	0	1	1	6	6	2	2	1	23	18	
7 Boston College	0	0	0	0	0	0	0	4	1	0	20	3	
Maine	0	0	0	0	0	0	0	0	2	3	5	11	
Northeastern	0	0	0	0	0	0	0	1	4	0	8	16	
Notre Dame	0	0	0	0	0	0	0	1	1	2	16	15	
Providence	0	0	0	0	0	0	0	4	0	1	21	11	
Vermont	0	0	0	0	0	0	0	1	4	0	9	14	

HOCKEY EAST

HONOR ROLL

BOSTON COLLEGE

Named 15th in top 50 NHL hockey factories by *The Hockey News*

.....October 19, 2015

THATCHER DEMKO

Hockey East Defensive Player of the Week

..... (back-to-back shutouts at Colorado College)

.....October 25, 2015

COLIN WHITE

Hockey East Rookie of the Week

..... (2 goals - 1PPG)

.....October 19, 2015

NOTES

LUMBER YARD

Freshman forward Miles Wood set the tone early in his Eagle career, posting three points in his BC debut, including a goal and two assists. It has been 15 years since a rookie notched three points in his first-career game. The last time that occurred was when Ben Eaves doled out three assists in a 4-1 win over Notre Dame on Oct. 13, 2000 at Omaha Civic Auditorium. The last time any Eagle started the year with a three-point performance was when Brian Gibbons (2-1-3) and Brock Bradford (1-2-3) both turned the trick against Wisconsin on Oct. 10, 2008.

ZACH ATTACKS

Sophomore Zach Sanford scored his first-career power play goal at Army on Oct. 9 and followed that up with his second extra-man tally at Rensselaer on Oct. 11. The last time an Eagle started the season with back-to-back power play goals was at the beginning of the 2008-09 season when Brock Bradford scored power play goals on Oct. 10 and Oct. 17, 2008. Sanford has scored in four of BC's first five games.

LIVING HISTORY

The Schiller Family Head Hockey Coach of Boston College, Jerry York, enters his 44th season of coaching college hockey. Not only is York the winningest coach in the game's history, having amassed 986 victories and a win-loss total of 986-592-105 (.616), York is approaching another historic benchmark. After locking up the most wins all-time at his alma mater (502) and heads into his 22nd season behind the Eagles' bench, he now has the 1,000-win plateau in his sights. York is just **14** wins away from hitting that number as he is already the winningest coach in the game's history.

EAGLETS

Boston College is the youngest team in college hockey by an average of 10 days. As of Oct. 1, the Eagles average age was 20 years and 169 days, 10 days behind Boston University. The Terriers average 20 years and 179 days per player. Michigan rounds out the top three (20 years, 235 days).

SHOW BIRDS

With the addition of former BC captain Tommy Cross to the Bruins on Oct. 12, the Eagles are now tied with Michigan for having the most alumni (17) in the NHL this season.

Thatcher Demko's hot streak yielded of three-straight shutouts yielded HEA Defensive Player of the Week honors



BC GAME HIGHS

POINTS	16	vs Wisconsin (Oct 16, 2015)
GOALS	6	vs Wisconsin (Oct 16, 2015)
ASSISTS	10	vs Wisconsin (Oct 16, 2015)
SOGs	40	at Army West Point (Oct 09, 2015)
SAVES	26	at Rensselaer (Oct 11, 2015)
PENALTIES	12	at Army West Point (Oct 09, 2015)
PIMs	40	at Army West Point (Oct 09, 2015)

OPP GAME HIGHS

POINTS	6	at Rensselaer (Oct 11, 2015)
GOALS	2	at Rensselaer (Oct 11, 2015)
ASSISTS	4	at Rensselaer (Oct 11, 2015)
SOGs	28	at Rensselaer (Oct 11, 2015)
SAVES	36	at Rensselaer (Oct 11, 2015)
PENALTIES	17	at Army West Point (Oct 09, 2015)
PIMs	58	at Army West Point (Oct 09, 2015)

BC GAME LOWS

POINTS	3	at Rensselaer (Oct 11, 2015)
GOALS	1	at Rensselaer (Oct 11, 2015)
ASSISTS	2	at Rensselaer (Oct 11, 2015)
SOGs	27	vs Wisconsin (Oct 16, 2015)
SAVES	20	vs Wisconsin (Oct 16, 2015)
PENALTIES	4	at Rensselaer (Oct 11, 2015)
	4	at Colorado College (Oct 23, 2015)
PIMs	8	at Rensselaer (Oct 11, 2015)
	8	at Colorado College (Oct 23, 2015)

OPP GAME LOWS

POINTS	0	vs Wisconsin (Oct 16, 2015)
	0	at Colorado College (Oct 23, 2015)
	0	at Colorado College (Oct 24, 2015)
GOALS	0	vs Wisconsin (Oct 16, 2015)
	0	at Colorado College (Oct 23, 2015)
	0	at Colorado College (Oct 24, 2015)
ASSISTS	0	vs Wisconsin (Oct 16, 2015)
	0	at Colorado College (Oct 23, 2015)
	0	at Colorado College (Oct 24, 2015)
SOGs	20	vs Wisconsin (Oct 16, 2015)
SAVES	21	vs Wisconsin (Oct 16, 2015)
PENALTIES	3	at Colorado College (Oct 23, 2015)
PIMs	6	at Colorado College (Oct 23, 2015)

MULTI-POINT GAMES

CHRIS CALNAN

Oct. 16, 2015 vs. Wisconsin0-2-2

AUSTIN CANGELOSI

Oct. 16, 2015 vs. Wisconsin2-0-2

CASEY FITZGERALD

Oct. 9, 2015 at Army.....1-1-2

Oct. 16, 2015 vs. Wisconsin0-2-2

RYAN FITZGERALD

Oct. 16, 2015 vs. Wisconsin1-2-3

Oct. 23, 2015 at Colorado College.....2-0-2

ADAM GILMOUR

Oct. 24, 2015 at Colorado College.....2-0-2

ZACH SANFORD

Oct. 24, 2015 at Colorado College.....1-2-3

SCOTT SAVAGE

Oct. 24, 2015 at Colorado College.....0-2-2

ALEX TUCH

Oct. 9, 2015 at Army.....0-2-2

COLIN WHITE

Oct. 16, 2015 vs. Wisconsin2-0-2

EAGLE HIGHS

POINTS	3	Zach Sanford at CC (Oct 24, 2015)
	3	Jeremy Bracco at CC (Oct 23, 2015)
	3	R. Fitzgerald vs Wisco (Oct 16, 2015)
	3	Miles Wood at Army (Oct 09, 2015)

GOALS	2	Adam Gilmour at CC (Oct 24, 2015)
	2	Ryan Fitzgerald at CC (Oct 23, 2015)
	2	Colin White vs Wisco (Oct 16, 2015)
	2	A. Cangelosi vs Wisco (Oct 16, 2015)

ASSISTS	2	Several skaters with two assists
---------	---	----------------------------------

SHOTS	7	Ryan Fitzgerald at Army (Oct 09, 2015)
-------	---	--

SAVES	26	Thatcher Demko at RPI (Oct 11, 2015)
-------	----	--------------------------------------

PENALTIES	3	C. Fitzgerald at Army (Oct 09, 2015)
-----------	---	--------------------------------------

PIMs	15	Ian McCoshen vs Wisco (Oct 16, 2015)
------	----	--------------------------------------

MILES WOOD

Oct. 9, 2015 at Army.....1-2-3

Oct. 16, 2015 vs. Wisconsin0-2-2



SITUATIONAL

	2012-13	2013-14	2014-15	2015-16
Overall Record	22-12-4	28-8-4	21-14-3	4-1-0
League Record	15-9-3	16-2-2	12-7-3	0-0-0
vs. league opponents	18-10-3	20-4-2	13-10-3	0-0-0
vs. non-league opponents	4-2-1	7-3-2	7-3-0	4-1-0
vs. AHA opponents	n/a	1-1-0	1-0-0	1-0-0
vs. BIG 10	n/a	3-2-1	2-1-0	1-0-0
vs. NCHC opponents	n/a	1-0-0	4-2-0	2-0-0
vs. ECAC opponents	2-1-1	2-1-1	0-1-0	0-1-0
vs. WCHA opponents	0-1-0	1-0-0	n/a	0-0-0
Home record	11-5-2	11-4-1	11-6-1	1-0-0
Road record	8-5-2	10-3-3	7-6-2	3-1-0
Neutral	3-2-0	7-1-0	3-2-0	0-0-0
Overtime	2-1-4	1-1-3	1-2-3	0-0-0
On NESN	3-1-0	5-1-0	3-4-0	0-0-0
On NBC Sports Network	2-1-0	2-0-0	1-2-1	0-0-0
On ESPN Networks	n/a	2-1-0	0-1-0	0-0-0

Scoring first	18-2-4	21-3-2	16-2-2	4-0-0
Opponent scores first	4-9-0	7-5-2	5-12-1	0-1-0
Leading after one period	9-1-2	18-1-2	13-0-2	3-0-0
Behind after one period	2-7-0	1-4-0	2-7-0	0-0-0
Tied after one period	12-3-2	9-3-2	6-7-1	1-1-0
Leading after two periods	14-1-2	23-0-2	17-1-0	4-0-0
Behind after two periods	1-11-0	0-5-1	2-9-2	0-1-0
Tied after two periods	6-0-2	5-3-1	2-4-1	0-0-0

Scoring on the PP	13-6-4	16-4-3	14-3-1	3-1-0
Scoreless on the PP	8-5-0	8-4-1	7-11-2	1-0-0
Allowing a PPG	10-7-6	11-4-3	11-7-1	1-0-0
Opponent Scoreless on PP	12-4-1	17-4-1	10-7-2	3-1-0

10 or More Penalties	0-1-0	0-0-0	1-0-0	1-0-0
Fewer Than 10 Penalties	22-11-4	28-8-4	20-14-3	3-1-0
More Penalties than Opp	13-7-2	17-3-2	10-4-1	1-0-0
Less Penalties than Opp	6-4-1	6-4-2	3-7-1	2-1-0
Same # of Penalties as Opp	3-1-1	5-1-0	8-3-1	1-0-0

First Goal of 1st Pd.	13-1-4	20-3-0	12-1-2	3-0-0
First Goal of 2nd Pd.	16-3-2	17-1-2	14-5-0	4-0-0
First Goal of 3rd Pd.	11-4-0	19-2-1	10-4-2	4-0-0

One-Goal Games	6-2-0	7-3-0	8-7-0	0-1-0
Two-Goal Games	4-4-0	6-2-0	7-3-0	0-0-0
Overtime Games	1-1-4	1-1-4	1-2-3	0-0-0

Scored three goals	20-1-4	3-0-2	5-2-0	3-0-0
Scored four goals	16-0-2	8-2-0	7-0-0	0-0-0
Scored five or more goals	9-0-0	15-0-0	6-0-0	3-0-0
Held to two goals or fewer	2-11-0	3-6-2	3-12-3	0-1-0

Outshooting Opponent	13-4-1	14-3-1	10-7-2	4-0-0
Outshot by Opponent	7-8-3	9-4-2	10-6-1	0-1-0
Shots are Even	2-0-0	3-1-1	1-1-0	0-0-0

Taking 0-19 Shots	0-1-0	1-0-0	1-0-0	0-0-0
Taking 20-29 Shots	10-4-3	8-3-1	6-7-1	1-0-0
Taking 30-39 Shots	9-5-1	13-5-2	13-4-2	2-1-0
Taking 40-49 Shots	3-2-0	5-0-1	1-2-0	1-0-0
Taking 50+ Shots	0-0-0	0-0-0	0-1-0	0-0-0

Allowing 0-19 Shots	1-0-0	1-1-0	n/a	0-0-0
Allowing 20-29 Shots	14-6-1	16-3-0	11-8-1	4-1-0
Allowing 30-39 Shots	6-5-2	9-3-4	8-5-2	0-0-0
Allowing 40-49 Shots	1-1-1	2-1-0	2-1-0	0-0-0
Allowing 50+ Shots	0-0-0	0-0-0	n/a	0-0-0

Following a win	13-8-1	21-3-4	12-7-2	2-1-0
Following a loss	4-4-3	5-2-0	6-6-1	1-0-0
Following a tie	4-0-0	2-2-0	3-0-0	0-0-0

Monday games	2-0-0	2-0-0	1-1-0	0-0-0
Tuesday games	0-1-0	1-0-0	0-1-0	0-0-0
Wednesday games	0-0-0	1-0-0	1-1-0	0-0-0
Thursday games	0-0-0	1-2-0	n/a	0-0-0
Friday games	9-5-3	11-2-2	10-4-3	3-0-0
Saturday games	7-5-0	9-2-2	9-5-0	1-0-0
Sunday games	4-1-1	3-2-0	0-2-0	0-1-0

October	4-1-0	2-2-1	4-1-0	4-1-0
November	6-1-0	6-2-1	3-6-0	0-0-0
December	2-1-1	4-0-0	2-0-1	0-0-0
January	2-4-1	7-0-1	7-1-1	0-0-0
February	4-2-1	6-0-1	4-3-1	0-0-0
March	4-3-1	3-3-0	1-3-0	0-0-0
April	0-1-0	0-1-0	n/a	0-0-0

Wearing Gold	6-3-0	6-4-1	4-3-0	0-0-0
--------------	-------	-------	-------	-------

BC vs. League Teams	18-10-3	20-4-2	13-10-3	0-0-0
Connecticut	n/a	n/a	1-1-0	0-0-0
Maine	1-2-0	1-1-0	1-1-0	0-0-0
Massachusetts	2-1-0	1-0-1	2-0-0	0-0-0
UMass Lowell	2-1-0	2-0-1	0-1-1	0-0-0
Merrimack	2-1-0	2-0-0	2-0-0	0-0-0
New Hampshire	1-1-1	2-0-0	1-0-1	0-0-0
Notre Dame	1-0-0	2-3-0	1-1-0	0-0-0
Northeastern	3-1-0	3-0-0	1-1-1	0-0-0
Providence	1-1-1	2-0-0	1-1-0	0-0-0
Vermont	4-0-1	2-0-0	2-3-0	0-0-0
Boston University	2-2-0	3-0-0	1-1-0	0-0-0

THE LAST TIME...

Won in Overtime	vs. Harvard (Beanpot) 3-2 - Ryan Fitzgerald 2-23-15
Lost in Overtime	vs. Vermont (2-3) 2-13-15
Overtime Tie	vs. UMass Lowell (2-2) 2-20-15
Scored 11 goals	Army (11-0) 11-10-13
Scored 10 goals	Ottawa (10-0) 10-11-97
Scored 9 goals	Wisconsin (9-2) 10-18-13
Scored 15 goals	UMass-Lowell (15-6) 1-30-85
Allowed 10 goals	at Maine (12-5) 1-22-97
Had a home shutout	Wisconsin (6-0) 10-16-15 (Thatcher Demko, 20 saves)
Had a road shutout	at Colorado College (5-0) 10-24-15 (Thatcher Demko, 21 saves)
Had a neutral site shutout	Bowling Green (5-0, at CONSOL Energy Center) 12-27-13 (Brian Billett, 27 saves)
Was shutout on road	at Providence (1-0) 11-29-14
Was shutout at home	Vermont (1-0) 3-15-15
Had 4 PPGs	vs. Boston University (5-2 win) 12-1-12 (4-for-8)
Had 5 PPGs	PC (5-for-7) 11-21-03
Had 3 PPGs in one period	vs. Merrimack (6-1 win) 2-7-14
Had 2 SHGs	Steven Whitney (2) - Northeastern 2-6-12
Had a 3 x 5 goal	Nathan Gerbe - Wisconsin 10-27-06
Player had 2 PPGs	Ryan Fitzgerald - Connecticut 1-24-15
Player had 2 SHGs	Steven Whitney - Northeastern 2-6-12
Had a hat trick	Ryan Fitzgerald - vs. Connecticut 1-24-15
Allowed a hat trick	Alex Kerfoot - vs. Harvard 11-11-14
Player scored 4 goals	Nathan Gerbe - at Harvard 12-12-07
Player scored 5 goals	Brian Gionta - Maine 1-27-01
Player had 3 assists	Michael Matheson - vs. Vermont - 3-13-15
Player had 4 assists	Johnny Gaudreau - at Vermont (2-4-6) 3-9-13
Player had 5 assists	Johnny Gaudreau - Maine (0-5-5) 1-18-14
Player had 5 points	Kevin Hayes (3-2-5) and Johnny Gaudreau (0-5-5) vs. Maine 1-18-14
Player had 6 points	Johnny Gaudreau - vs. Denver (3-3-6) 3-29-14
Registered 50+ shots on goal	at Notre Dame (56) 2-28-15
Allowed 50+ shots on goal	Minnesota-Duluth (51) 12-29-01
Goalie had 40-49 saves	Thatcher Demko - vs. Vermont (40) 2-14-15
Goalie had 50+ saves	Matti Kaltiainen at Minnesota-Duluth (50) 12-29-01
Goalie assist	Thatcher Demko - vs. New Hampshire 12-6-14
Missed a penalty shot	Benn Ferriero - at Merrimack 1-14-06
Made a penalty shot	Chris Kreider - at Notre Dame 11-18-11
Opp. missed a penalty shot	Kyle Singleton - vs. Merrimack (Demko) 1-21-15
Came back from 3-goal deficit to win	vs. Merrimack (4-3) 11-16-12
Longest win streak in York era	19 games, (1-27-12 - 4-7-12)
Longest unbeaten streak in York era	19 games (TWICE), most recent (12-6-13 - 2-22-14)
Went unpenalized	New Hampshire 11-5-10
Opponent went unpenalized	vs. Northeastern (Beanpot) 2-10-14

WHEN...

Name	Scores	Assists	is a +	is a -
BROWN	1-0-0	1-0-0	2-0-0	--
CALNAN	1-0-0	2-0-0	3-0-0	0-1-0
CANGELOSI	2-0-0	1-0-0	3-0-0	0-1-0
COUTURIER	--	1-0-0	3-0-0	--
DOHERTY	1-0-0	1-1-0	2-0-0	0-1-0
DUDEK	--	--	--	--
C. FITZGERALD	1-0-0	3-0-0	3-0-0	--
R. FITZGERALD	2-0-0	1-0-0	2-0-0	--
GAUDREAU	--	--	--	--
GILMOUR	1-0-0	1-0-0	2-0-0	--
JEKE	--	--	--	--
McCOSHEN	1-0-0	--	4-0-0	--
McMULLEN	--	--	--	--
SANFORD	3-1-0	1-0-0	3-0-0	--
SANTINI	--	1-0-0	3-0-0	0-1-0
SAVAGE	--	2-0-0	4-0-0	--
SHERO	--	--	--	--
SILK	--	--	--	--
TUCH	--	2-1-0	3-0-0	--
WHITE	1-0-0	1-0-0	2-0-0	--
WOOD	1-0-0	3-0-0	3-0-0	0-1-0

4-0-0 when he is a plus



CAREER POINTS

NAME	GP	G	A	PTS
Ryan Fitzgerald	83	33	26	59
Teddy Doherty	109	10	46	56
Austin Cangelosi	82	19	31	50
Adam Gilmour	83	18	32	50
Chris Calnan	79	16	17	33
Alex Tuch	42	14	18	32
Ian McCoshen	75	12	18	30
Zach Sanford	44	11	19	30
Scott Savage	78	4	23	27
Steve Santini	62	4	13	17
Brendan Silk	97	5	8	13
Travis Jeke	33	3	6	9
Matthew Gaudreau	45	4	3	7
Miles Wood	5	1	5	6
Thatcher Demko	64	0	5	5
Casey Fitzgerald	5	1	4	5
Colin White	5	2	1	3
Christopher Brown	5	1	1	2
Peter McMullen	17	0	1	1
Josh Couturier	4	0	1	1
JD Dudek	4	0	0	0
Chris Shero	0	0	0	0
Chris Birdsall	0	0	0	0
Alex Joyce	0	0	0	0

Power-play goals (46): R. Fitzgerald (11), Gilmour (10), Cangelosi (3), McCoshen (3), Tuch (3), Sanford (2), Calnan (1), C. Fitzgerald (1), Silk (1), White (1).

Short-handed goals (8): Calnan (2), Fitzgerald (2), Doherty (1), Gaudreau (1), McCoshen (1), Sanford (1).

GOALIE LOG

GP	Min.	W-L-T	GA	GAA	Saves	Sv%
----	------	-------	----	-----	-------	-----

Thatcher Demko	64	3851:59	39-19-6	134	2.09	1,675	.926
----------------	----	---------	---------	-----	------	-------	------

Chris Birdsall	-	--	--	--	--	--	--
----------------	---	----	----	----	----	----	----

Alex Joyce	-	--	--	--	--	--	--
------------	---	----	----	----	----	----	----

GAME-BY-GAME

	Score	Goals	Asst.	Shots	P-PIM	P-PIM	G-Ch	G-Ch
Oct 9, 2015 at Army West Point	5-1	5/1	8/2	40/24	12-40	/ 17-58	2-10	/ 1-6
Oct. 11, 2015 at Rensselaer	1-2	1/2	2/4	37/28	4-8	/ 5-10	1-5	/ 1-4
Oct. 16, 2015 vs. Wisconsin	6-0	6/0	10/0	27/20	6-23	/ 9-26	1-6	/ 0-4
Oct. 23, 2015 at Colorado College	3-0	3/0	5/0	33/25	4-8	/ 3-6	0-3	/ 0-4
Oct. 24, 2015 at Colorado College	5-0	5/0	9/0	37/21	7-14	/ 7-17	5-30	/ 0-6
TOTALS	20-3	20/3	34/6	174/118	33-93	/ 41-117	5-30	/ 2-24

BY CLASS...

FR 5 Goals
15 Assists
20 POINTS

SO 4 Goals
6 Assists
10 POINTS

JR 10 Goals
11 Assists
21 POINTS

SR 1 Goal
2 Assists
3 POINTS

Juniors with the lead



LINE COMBOS



at ARMY // WIN // **5-1** // OCT. 9, 2015

LW Tuch	0-2-2	5/+2	C	Sanford	1-0-1	2/+1	RW Bracco	0-0-0	3/E
LW Fitzgerald	0-0-0	7/E	C	White	0-0-0	4/E	RW Gilmour	0-0-0	3/E
LW Wood	1-2-3	3/+2	C	Cangelosi	0-1-1	1/+2	RW Calnan	1-0-1	1/+1
LW Gaudreau	0-0-0	0/E	C	Brown	1-0-1	2/+1	RW Silk	0-0-0	2/E

LD McCoshen	0-0-0	0/+1	RD Fitzgerald	1-1-2	3/+2	G	Demko	8-10-5	23/1
LD Doherty	0-1-1	2/E	RD Santini	0-0-0	1/+2				
LD Couturier	0-0-0	1/E	RD Savage	0-1-1	2/+1				



at RENSSELAER // LOSS // **1-2** // OCT. 11, 2015

LW Tuch	0-1-1	1/E	C	Sanford	1-0-1	5/E	RW Bracco	0-0-0	0/E
LW Fitzgerald	0-0-0	5/E	C	White	0-0-0	2/E	RW Gilmour	0-0-0	3/E
LW Wood	0-0-0	3/1	C	Cangelosi	0-0-0	2/1	RW Calnan	0-0-0	2/1
LW Gaudreau	0-0-0	1/E	C	Brown	0-0-0	0/E	RW Dudek	0-0-0	1/E

LD McCoshen	0-0-0	3/E	RD Fitzgerald	0-0-0	3/E	G	Demko	13-6-7	26/2
LD Doherty	0-1-1	1/1	RD Santini	0-0-0	2/1				
LD Jeke	0-0-0	1/E	RD Savage	0-0-0	2/E				



vs WISCONSIN // WIN // **6-0** // OCT. 16, 2015

LW Tuch	0-0-0	1/E	C	Sanford	0-0-0	0/E	RW Bracco	0-0-0	1/E
LW Fitzgerald	1-2-3	3/+3	C	White	2-0-2	5/+3	RW Gilmour	0-1-1	0/+2
LW Wood	0-2-2	3/+2	C	Cangelosi	2-0-2	2/+2	RW Calnan	0-2-2	1/+2
LW Gaudreau	0-0-0	0/E	C	Brown	0-0-0	0/E	RW Dudek	0-0-0	1/E

LD McCoshen	0-0-0	0/+3	RD Fitzgerald	0-2-2	2/+3	G	Demko	4-10-6	20/0
LD Doherty	1-0-1	4/+1	RD Santini	0-0-0	2/E				
LD Couturier	0-1-1	2/+2	RD Savage	0-0-0	0/+1				



at COLORADO COLLEGE // WIN // **3-0** // OCT. 23, 2015

LW Wood	0-0-0	4/E	C	Cangelosi	0-0-0	1/E	RW Calnan	0-0-0	2/E
LW Tuch	0-0-0	1/+1	C	Sanford	1-0-1	3/+1	RW Gilmour	0-0-0	2/E
LW Fitzgerald	2-0-2	4/+2	C	White	0-1-1	1/+2	RW Bracco	0-3-3	1/+3
LW Gaudreau	0-0-0	2/E	C	Brown	0-0-0	2/E	RW Dudek	0-0-0	1/E

LD McCoshen	0-0-0	3/+1	RD Fitzgerald	0-0-0	1/+1	G	Demko	6-10-9	25/0
LD Doherty	0-0-0	0/+1	RD Santini	0-1-1	3/+1				
LD Couturier	0-0-0	2/+1	RD Savage	0-0-0	0/+1				



at COLORADO COLLEGE // WIN // **5-0** // OCT. 24, 2015

LW Wood	0-1-1	1/+1	C	Cangelosi	1-0-1	2/+1	RW Calnan	0-1-1	0/+1
LW Sanford	1-2-3	5/+3	C	Gilmour	2-0-2	4/+2	RW Tuch	0-1-1	1/+2
LW Fitzgerald	0-0-0	4/E	C	White	0-0-0	4/E	RW Bracco	0-0-0	3/E
LW Gaudreau	0-0-0	1/E	C	Brown	0-1-1	1/+1	RW Dudek	0-0-0	1/E

LD McCoshen	1-0-1	4/+1	RD Fitzgerald	0-1-1	0/+1	G	Demko	7-9-5	21/0
LD Doherty	0-0-0	1/E	RD Santini	0-0-0	3/+2				
LD Couturier	0-0-0	2/+1	RD Savage	0-2-2	0/+3				



FORWARD LINES

LW	C	RW	GP	Record	Pts	+/-
Wood	Cangelosi	Calnan	5	4-1-0	5-9-14	+11
Sanford	Gilmour	Tuch	2	2-0-0	3-3-6	+9
Fitzgerald	White	Gilmour	3	2-1-0	3-3-6	+8
Fitzgerald	White	Bracco	2	2-0-0	2-4-6	+7
Tuch	Sanford	Bracco	3	2-1-0	2-3-5	+3
Gaudreau	Brown	Silk	1	1-0-0	1-0-1	+1
Gaudreau	Brown	Dudek	4	3-1-0	0-1-0	+1



DEFENSIVE LINES

LD	RD	GP	Record	Pts	+/-
McCoshen	Fitzgerald	5	4-1-0	2-4-6	+13
Couturier	Savage	4	4-0-0	0-4-4	+10
Doherty	Santini	5	4-1-0	1-2-3	+5
Jeke	Savage	1	0-1-0	0-0-0	Even



TOP-SCORING LINE

WOOD // CANGELOSI // CALNAN

5 goals / 9 assists / 14 points

HOCKEY EAST

SCORING OFFENSE		Games	Goals	G/G
1	Massachusetts	4	21	5.25
2	New Hampshire	5	23	4.60
3	Providence	5	21	4.20
4	Boston College	5	20	4.00
	Notre Dame	4	16	4.00
6	Connecticut	5	19	3.80
7	Boston University	4	13	3.25
8	Merrimack	4	12	3.00
9	UMass Lowell	5	10	2.00
10	Vermont	5	9	1.80
11	Northeastern	5	8	1.60
12	Maine	5	5	1.00

SCORING DEFENSE		Games	Goals	G/G
1	Boston College	5	3	0.60
2	UMass Lowell	5	5	1.00
	Merrimack	4	4	1.00
4	Maine	5	11	2.20
	Providence	5	11	2.20
6	Connecticut	5	14	2.80
	Vermont	5	14	2.80
8	Northeastern	5	16	3.20
9	Boston University	4	13	3.25
10	Massachusetts	4	14	3.50
11	New Hampshire	5	18	3.60
12	Notre Dame	4	15	3.75

PENALTY MINUTES		Games	PIMs	PIMs/G
1	Boston College	5	93	18.6
2	Massachusetts	4	67	16.8
3	Notre Dame	4	51	12.8
4	New Hampshire	5	58	11.6
	Northeastern	5	58	11.6
6	Boston University	4	46	11.5
7	Maine	5	56	11.2
8	Providence	5	52	10.4
9	Vermont	5	50	10.0
10	Connecticut	5	49	9.8
11	Merrimack	4	34	8.5
12	UMass Lowell	5	40	8.0

POWER PLAY		Totals	SHA	PP %
1	Massachusetts	7 / 20	0	35.0
2	Notre Dame	4 / 15	0	26.7
3	Connecticut	6 / 24	1	25.0
4	Boston University	4 / 19	0	21.1
5	New Hampshire	6 / 30	0	20.0
6	Providence	5 / 27	1	18.5
7	UMass Lowell	4 / 23	0	17.4
8	Boston College	5 / 29	0	17.2
9	Vermont	2 / 15	1	13.3
10	Maine	2 / 20	0	10.0
11	Northeastern	2 / 23	0	8.7
12	Merrimack	1 / 16	0	6.2

PENALTY KILL		Totals	SHF	PK %
1	UMass Lowell	18 / 18	0	100.0
	Merrimack	15 / 15	0	100.0
3	Boston College	22 / 24	2	91.7
4	Vermont	18 / 20	1	90.0
5	Providence	20 / 24	0	83.3
6	Connecticut	18 / 22	1	81.8
7	New Hampshire	17 / 21	1	81.0
8	Northeastern	19 / 24	0	79.2
9	Maine	21 / 27	1	77.8
	Notre Dame	14 / 18	1	77.8
11	Boston University	15 / 20	0	75.0
12	Massachusetts	14 / 19	0	73.7

vs. NCAA / HEA

Points per game	Figure	NCAA	Hockey East
Sanford Wood	1.20	T-53rd	T-11th

Goals per game	Figure	NCAA	Hockey East
Zach Sanford	0.80	T-20th	T-4th

Assists per game	Figure	NCAA	Hockey East
Miles Wood	1.00	T-16th	T-5th

PPGs per game	Figure	NCAA	Hockey East
Zach Sanford	0.40	T-7th	T-2nd

SHGs per game	Figure	NCAA	Hockey East
Doherty Sanford	0.20	T-2ns	T-1st

Game-winning goals	Figure	NCAA	Hockey East
Calnan / Gil / R. Fitz / Cange	1	T-15th	T-5th

Points per game (DEFENSE)	Figure	NCAA	Hockey East
Casey Fitzgerald	1.00	T-7th	2nd

Points per game (ROOKIES)	Figure	NCAA	Hockey East
Miles Wood	1.20	10th	4th

Goals against average	Figure	NCAA	Hockey East
Thatcher Demko	0.60	1st	1st

Save percentage	Figure	NCAA	Hockey East
Thatcher Demko	.974	2md	1st

Winning percentage	Figure	NCAA	Hockey East
Thatcher Demko	.800	T-12th	3rd

Shutouts	Figure	NCAA	Hockey East
Thatcher Demko	3	T-1st	1st

	Figure	NCAA	Hockey East
Scoring Offense	4.00 gpg	T-10th	4th
Scoring Defense	0.60 gpg	1st	1st
Scoring Margin	+ 3.40 gpg	1st	1st
Penalty Minutes	18.6 PIM/gm	2nd	1st
Power Play	17.2 percent	28th	8th
Penalty Kill	91.7 percent	T-6th	3rd
Combined Special Teams	50.9 percent	23rd	1st
Team Winning Percentage	80.0 percent	T-8th	T-3rd
Unbeaten Streak	3 games	T-9th	-

1.50 assists per game
T-12th amongst all NCAA skaters

Alex Tuch

GOALS CHART

#	Date	Opp	Type	Player	Assist (1st)	Assist (2nd)	Pd
1	10/9	ARMY	5 x 5	Wood	--	--	1
2	10/9	ARMY	5 x 5	Calnan	Cangelosi	Wood	2
3	10/9	ARMY	5 x 4 pp	C. Fitzgerald	Savage	Wood	2
4	10/9	ARMY	5 x 5	Brown	Wood	Tuch	3
5	10/9	ARMY	5 x 4 pp	Sanford	Doherty	Tuch	3
6	10/11	RPI	5 x 4 pp	Sanford	Doherty	Tuch	3
7	10/16	WISC	5 x 5	Cangelosi	Calnan	Wood	1
8	10/16	WISC	4 x 5 sh	Doherty	--	--	1
9	10/16	WISC	5 x 5	R. Fitzgerald	Gilmour	C. Fitzgerald	2
10	10/16	WISC	5 x 5	Cangelosi	Wood	Calnan	2
11	10/16	WISC	5 x 5	White	R. Fitzgerald	Couturier	2
12	10/16	WISC	5 x 3 pp	White	R. Fitzgerald	C. Fitzgerald	3
13	10/23	CC	5 x 5	Fitzgerald	Bracco	White	2
14	10/23	CC	5 x 5	Fitzgerald	Bracco	Santini	3
15	10/23	CC	5 x 5	Sanford	Bracco	--	3
16	10/24	CC	5 x 5	Gilmour	Savage	Sanford	1
17	10/24	CC	5 x 5	Cangelosi	Wood	Calnan	1
18	10/24	CC	5 x 5	McCoshen	Tuch	Sanford	1
19	10/24	CC	4 x 5 sh	Sanford	Brown	--	2
20	10/24	CC	5 x 4 pp	Gilmour	C. Fitzgerald	Savage	3



2 @ Colorado College

October 24, 2015 (GW & PPG)

Adam Gilmour



RESULTS

Date	Opponent	Result	W/L	Record	Att.	Goalie (S/GA)	Boston College scoring
OCTOBER							
Fri. 9	at Army	5-1	W	1-0-0	2,761	Demko (23/1)	Wood, Calnan •, C. Fitzgerald, Brown, Sanford
Sun. 11	at Rensselaer	1-2	L	1-1-0	2,770	Demko (26/2)	Sanford
Fri. 16	vs. Wisconsin	6-0	W	2-1-0	5,615	Demko (20/0)	Cangelosi •, Doherty, R. Fitzgerald, Cangelosi, White, White
Fri. 23	at Colorado College	3-0	W	3-1-0	5,371	Demko (25/0)	R. Fitzgerald •, R. Fitzgerald, Sanford
Sat. 23	at Colorado College	5-0	W	4-1-0	7,044	Demko (21/0)	Gilmour •, Cangelosi, McCoshen, Sanford, Gilmour

- Game-winning goal
- + Game-tying goal
- * Hockey East game



G - A - P LOG

		1	2	3	4	5	6	8	9	10	11	12	14
		Birdsall	Savage	McCoshen	Doherty	C. Fitzgerald	Santini	Jeke	Silk	Brown	Calnan	Tuch	Gilmour
Oct 9	ARMY	DNP	0-1-1	0-0-0	0-1-1	1-1-2	0-0-0	DNP	0-0-0	1-0-1	1-0-1	0-2-2	0-0-0
Oct 11	RPI	DNP	0-0-0	0-0-0	0-1-1	0-0-0	0-0-0	0-0-0	DNP	0-0-0	0-0-0	0-1-1	0-0-0
Oct 16	WISCO	DNP	0-0-0	0-0-0	1-0-1	0-2-2	0-0-0	DNP	DNP	0-0-0	0-2-2	0-0-0	0-1-1
Oct 23	CC	DNP	0-0-0	0-0-0	0-0-0	0-0-0	0-1-1	DNP	DNP	0-0-0	0-0-0	0-0-0	0-0-0
Oct 24	CC	DNP	0-2-2	1-0-1	0-0-0	0-1-1	0-0-0	DNP	DNP	0-1-1	0-1-1	0-1-1	2-0-2
Oct 30	DU	--	--	--	--	--	--	--	--	--	--	--	--
Nov 3	UMASS	--	--	--	--	--	--	--	--	--	--	--	--
Nov 6	MAINE	--	--	--	--	--	--	--	--	--	--	--	--
Nov 8	MAINE	--	--	--	--	--	--	--	--	--	--	--	--
Nov 13	MSU	--	--	--	--	--	--	--	--	--	--	--	--
Nov 21	UNH	--	--	--	--	--	--	--	--	--	--	--	--
Nov 24	UCONN	--	--	--	--	--	--	--	--	--	--	--	--
Nov 28	RIT	--	--	--	--	--	--	--	--	--	--	--	--
Dec 5	NU	--	--	--	--	--	--	--	--	--	--	--	--
Dec 6	NU	--	--	--	--	--	--	--	--	--	--	--	--
Dec 10	ND	--	--	--	--	--	--	--	--	--	--	--	--
Dec 28	OSU	--	--	--	--	--	--	--	--	--	--	--	--
Dec 29	'NELL/PC	--	--	--	--	--	--	--	--	--	--	--	--
Jan 8	PC	--	--	--	--	--	--	--	--	--	--	--	--
Jan 9	PC	--	--	--	--	--	--	--	--	--	--	--	--
Jan 15	BU	--	--	--	--	--	--	--	--	--	--	--	--
Jan 16	BU	--	--	--	--	--	--	--	--	--	--	--	--
Jan 22	UMASS	--	--	--	--	--	--	--	--	--	--	--	--
Jan 23	UCONN	--	--	--	--	--	--	--	--	--	--	--	--
Jan 29	ND	--	--	--	--	--	--	--	--	--	--	--	--
Feb 1	HARVARD	--	--	--	--	--	--	--	--	--	--	--	--
Feb 5	UNH	--	--	--	--	--	--	--	--	--	--	--	--
Feb 8	BU / NU	--	--	--	--	--	--	--	--	--	--	--	--
Feb 12	MC	--	--	--	--	--	--	--	--	--	--	--	--
Feb 13	MC	--	--	--	--	--	--	--	--	--	--	--	--
Feb 19	UVM	--	--	--	--	--	--	--	--	--	--	--	--
Feb 20	UVM	--	--	--	--	--	--	--	--	--	--	--	--
Feb 27	UML	--	--	--	--	--	--	--	--	--	--	--	--
Feb 28	UML	--	--	--	--	--	--	--	--	--	--	--	--
TOTALS		DNP	0-3-3	1-0-1	1-2-3	1-4-5	0-1-1	DNP	0-0-0	1-1-2	1-3-4	0-4-4	2-1-3

		15	18	19	20	21	22	23	24	26	28	30	35
		Dudek	White	R. Fitzgerald	McMullen	Gaudreau	Couturier	Shero	Sanford	Cangelosi	Wood	Demko	Joyce
Oct 9	ARMY	DNP	0-0-0	0-0-0	DNP	0-0-0	0-0-0	DNP	1-0-1	0-1-1	1-2-3	23-1	DNP
Oct 11	RPI	0-0-0	0-0-0	0-0-0	DNP	0-0-0	DNP	DNP	1-0-1	0-0-0	0-0-0	26-2	DNP
Oct 16	WISCO	0-0-0	2-0-2	1-2-3	DNP	0-0-0	0-1-1	DNP	0-0-0	2-0-2	0-2-2	20-0	DNP
Oct 23	CC	0-0-0	0-1-1	2-0-2	DNP	0-0-0	0-0-0	DNP	1-0-1	0-0-0	0-0-0	25-0	DNP
Oct 24	CC	0-0-0	0-0-0	0-0-0	DNP	0-0-0	0-0-0	DNP	1-2-3	1-0-1	0-1-1	21-0	DNP
Oct 30	DU	--	--	--	--	--	--	--	--	--	--	--	--
Nov 3	UMASS	--	--	--	--	--	--	--	--	--	--	--	--
Nov 6	MAINE	--	--	--	--	--	--	--	--	--	--	--	--
Nov 8	MAINE	--	--	--	--	--	--	--	--	--	--	--	--
Nov 13	MSU	--	--	--	--	--	--	--	--	--	--	--	--
Nov 21	UNH	--	--	--	--	--	--	--	--	--	--	--	--
Nov 24	UCONN	--	--	--	--	--	--	--	--	--	--	--	--
Nov 28	RIT	--	--	--	--	--	--	--	--	--	--	--	--
Dec 5	NU	--	--	--	--	--	--	--	--	--	--	--	--
Dec 6	NU	--	--	--	--	--	--	--	--	--	--	--	--
Dec 10	ND	--	--	--	--	--	--	--	--	--	--	--	--
Dec 28	OSU	--	--	--	--	--	--	--	--	--	--	--	--
Dec 29	'NELL/PC	--	--	--	--	--	--	--	--	--	--	--	--
Jan 8	PC	--	--	--	--	--	--	--	--	--	--	--	--
Jan 9	PC	--	--	--	--	--	--	--	--	--	--	--	--
Jan 15	BU	--	--	--	--	--	--	--	--	--	--	--	--
Jan 16	BU	--	--	--	--	--	--	--	--	--	--	--	--
Jan 22	UMASS	--	--	--	--	--	--	--	--	--	--	--	--
Jan 23	UCONN	--	--	--	--	--	--	--	--	--	--	--	--
Jan 29	ND	--	--	--	--	--	--	--	--	--	--	--	--
Feb 1	HARVARD	--	--	--	--	--	--	--	--	--	--	--	--
Feb 5	UNH	--	--	--	--	--	--	--	--	--	--	--	--
Feb 8	BU / NU	--	--	--	--	--	--	--	--	--	--	--	--
Feb 12	MC	--	--	--	--	--	--	--	--	--	--	--	--
Feb 13	MC	--	--	--	--	--	--	--	--	--	--	--	--
Feb 19	UVM	--	--	--	--	--	--	--	--	--	--	--	--
Feb 20	UVM	--	--	--	--	--	--	--	--	--	--	--	--
Feb 27	UML	--	--	--	--	--	--	--	--	--	--	--	--
Feb 28	UML	--	--	--	--	--	--	--	--	--	--	--	--
TOTALS		0-3-3	2-1-3	0-0-0	DNP	0-0-0	0-1-1	DNP	4-2-6	3-1-4	1-5-6	114-3	DNP

10 | CHRIS BROWN

Goalsn/a
Assistsn/a
Pointsn/a

11 | CHRIS CALNAN

Goals2 games (Jan. 11-17, 2014)
Assists2 games - three times (most recent: Nov. 21-28, 2014)
Points3 games (Nov. 21-28, 2014)

26 | AUSTIN CANGELOSI

Goals3 games (most recent: Feb. 6-14, 2015)
Assists4 games (most recent: Feb. 7-15, 2014)
Points5 games (most recent: Feb. 7-21, 2014)

22 | JOSH COUTURIER

Goalsn/a
Assistsn/a
Pointsn/a

4 | TEDDY DOHERTY

Goals2 games (most recent: Dec. 6-13, 2014)
Assists3 games - twice (most recent: Oct. 10 - 24, 2014)
Points4 games (Dec. 6 - Jan. 3, 2015)

15 | JD DUDEK

Goalsn/a
Assistsn/a
Pointsn/a

5 | CASEY FITZGERALD

Goalsn/a
Assistsn/a
Pointsn/a

19 | RYAN FITZGERALD

Goals3 games (most recent: Oct. 10-24, 2014)
Assists3 games - twice (most recent: Jan. 17-21, 2014)
Points7 games (Nov. 1-20, 2013)

21 | MATTHEW GAUDREAU

Goals2 games (Nov. 11-14, 2014)
Assistsn/a
Points2 games - twice (most recent: Dec. 13 - Jan. 2, 2015)

14 | ADAM GILMOUR

Goals4 games (Jan. 2-10, 2015)
Assists3 games - twice (most recent: Nov. 21-28, 2014)
Points6 games - (most recent: Dec. 13, 2014 - Jan. 16, 2015)

8 | TRAVIS JEKE

Goalsn/a
Assists2 games (Dec. 27-28, 2013)
Points2 games (Dec. 27-28, 2013)

3 | IAN McCOSHEN

Goals2 games (Feb. 14-20, 2015)
Assists3 games (Nov. 23-Dec. 6, 2013)
Points4 games (most recent: Feb. 14 - Feb. 27, 2014)

20 | PETER McMULLEN

Goalsn/a
Assistsn/a
Pointsn/a

24 | ZACH SANFORD

Goals2 games - twice (most recent: Oct. 23-24, 2015)
Assists3 games (most recent: Jan. 3-10, 2015)
Points5 games - (most recent: Jan. 2-16, 2015)

6 | STEVE SANTINI

Goalsn/a
Assistsn/a
Points2 games (Oct. 13-18, 2013)

2 | SCOTT SAVAGE

Goalsn/a
Assists2 games - three times (most recent: Feb. 15-21, 2014)
Points3 games (Oct. 13-25, 2013)

23 | CHRIS SHERO

Goalsn/a
Assistsn/a
Pointsn/a

9 | BRENDAN SILK

Goalsn/a
Assists2 games (Jan. 11-17, 2014)
Points2 games (Jan. 11-17, 2014)

12 | ALEX TUCH

Goals3 games - twice (most recent: Feb. 6-14, 2015)
Assists2 games - three time (most recent: Oct. 9-11, 2015)
Points6 games (most recent: Feb. 6-27, 2015)

18 | COLIN WHITE

Goalsn/a
Assistsn/a
Points2 games (Oct. 16-23, 2015)

28 | MILES WOOD

Goalsn/a
Assistsn/a
Pointsn/a

Seven - game streak

Career best on team

Ryan Fitzgerald.....▶



GAME RECAP



Game 1 /// Oct. 9, 2015 /// Tate Rink /// West Point, N.Y. /// 2,761 in attendance

	1	2	2	-	5
	0	0	1	-	1

SAVES

BC: Demko (60:00) -- 8 - 10 - 5 - **23**
ARMY: Gahagen (60:00) -- 11 - 11 - 13 - **35**

PPs

BC: 2 - for - 10
ARMY: 1 - for - 6

SHOTS

BC: 12 - 13 - 15 -- **40**
ARMY: 8 - 10 - 6 -- **24**

PIMs

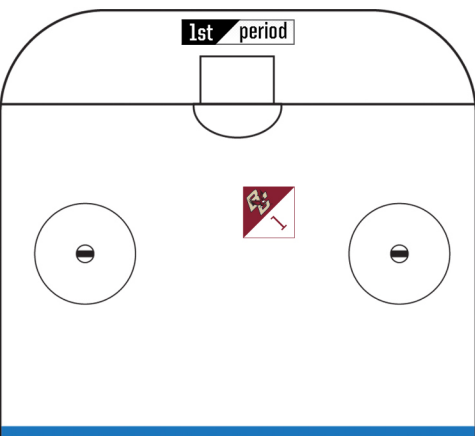
BC: 12 - 40
ARMY: 17 - 58


1st period -- BC: Wood/1 (unassisted), 10:04, EV.

2nd period -- BC: Calnan/1 (Cangelosi/1, Wood/1), 12:01, EV |
BC: C. Fitzgerald/1 (Savage/1, Wood/2), 18:57, PP.

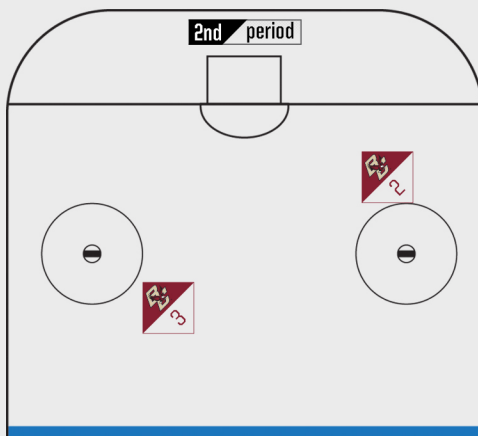
3rd period -- BC: Brown/1 (Tuch/1, C. Fitzgerald/1), 3:26, EV |
ARMY: Fidler/1 (Preston/1, Andrie/1), 6:16, PP | BC: Sanford (Doherty/1, Tuch/2), 7:59, PP.

1st period



 **miles WOOD** (10:04 - even)
1 (Steals outlet - unassisted wrister between circles)

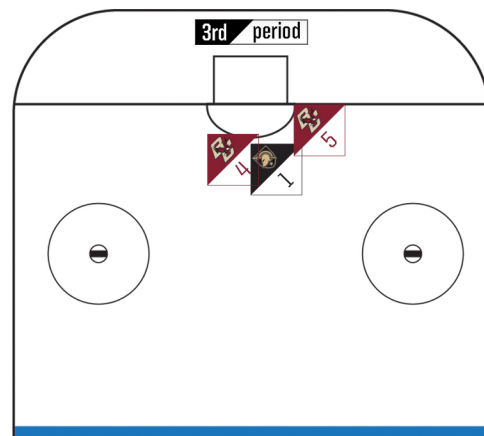
2nd period



 **chris CALNAN** (12:01 - even)
2 Streaks down right side; scores with snap shot

 **casey FITZGERALD** (18:57 - power play)
3 Hammers home the one-timer from Scott Savage

3rd period



 **chris BROWN** (3:26 - even)
4 Puts away Tuch's rebound right on the doorstep

 **trevor FIDLER** (6:16 - power play)
1 Beats Demko in a scrum out front

 **zach SANFORD** (7:59 - power play)
5 Lifts it over goalie's glove on a feed from Doherty



GAME RECAP



Game 2 /// Oct. 11, 2015 /// Houston Field House /// Troy, N.Y. /// 2,770 in attendance

	0	0	1	-	1
RpI	0	1	1	-	2

SAVES

BC: Demko (60:00) - 13 - 6 - 7 - **26**
RPI: Kasdorf (60:00) - 13 - 16 - 7 - **36**

PPs

BC: 1 - for - 5
RPI: 1 - for - 4

SHOTS

BC: 13 - 16 - 8 - **37**
RPI: 13 - 7 - 8 - **28**

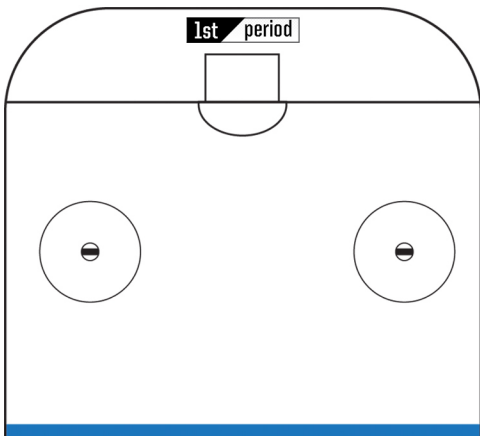
PIMs

BC: 4 - 8
RPI: 5 - 10

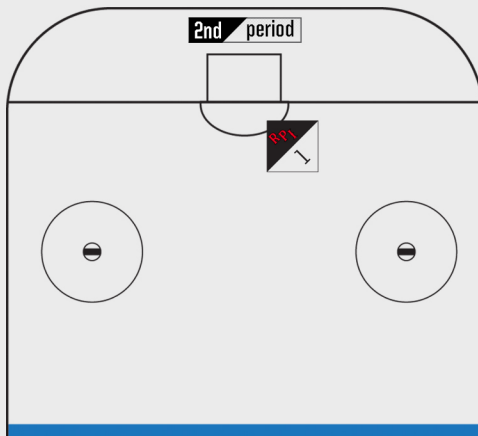
2nd period -- RPI: Bourbonnais/1 (Reno/1, Tironese/1), 19:14, EV.

3rd period -- RPI: Bourbonnais/1 (Tironese/2, Wilson/1), 3:02, PP |
BC: Sanford/2 (Doherty/2, Tuch/2), PP, 8:36.

1st period

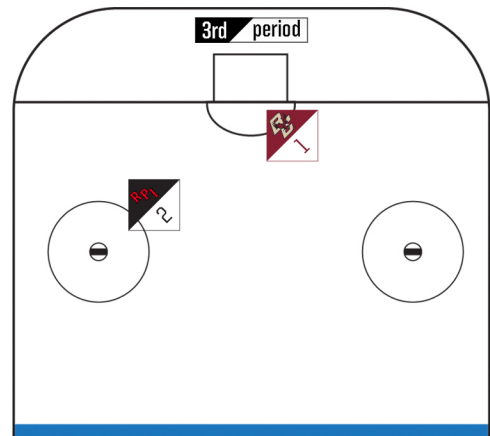


2nd period



riley BOURBONNAIS (19:14 - even)
Slips rebound through on the doorstep

3rd period



riley BOURBONNAIS (3:02 - PP)
Connects on one-timer from the left slot

zach SANFORD (8:36 - PP)
Buries feed from Doherty in jam in front of RPI net



Game 3 /// Oct. 16, 2015 /// Kelley Rink /// Chestnut Hill, Mass. /// 5,615 in attendance

W	0	0	0	-	0
B	2	3	1	-	6

SAVES

WISC: Miller (4:39) -- 2 - XX - XX -- **2** / Jurusik (55:21) 7 - 4 - 8 - **19**
BC: Demko (60:00) -- 4 - 10 - 6 -- **20**

PPs

WISC: 0 - for - 4
BC: 1 - for - 6

SHOTS

WISC: 4 - 10 - 6 -- **20**
BC: 11 - 7 - 9 -- **27**

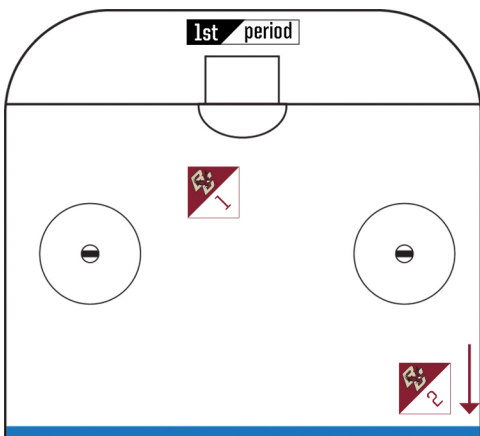
PIMs

WISC: 9 - 26
BC: 6 - 23

1st period -- BC: Cangelosi/1 (Calnan/1, Wood/3), 00:12, EV |
BC: Doherty/1 (unassisted), 4:39, SH.

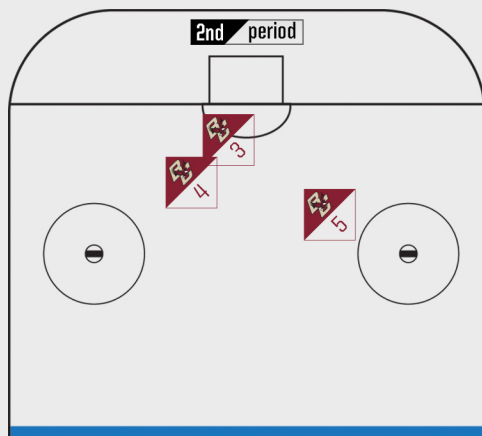
2nd period -- BC: R. Fitzgerald/1 (Gilmour/1, C. Fitzgerald/2), 6:50, EV |
BC: Cangelosi/2 (Wood/4, Calnan/2), 16:05, EV | BC: White/1 (R. Fitzgerald/1,
Couturier/1, 16:45, EV.

3rd period -- BC: White/2 (R. Fitzgerald/2, C. Fitzgerald/3), 3:12, PP.



1 **austin CANGELOSI** (00:12 - EV)
Buries rebound from Calnan between circles

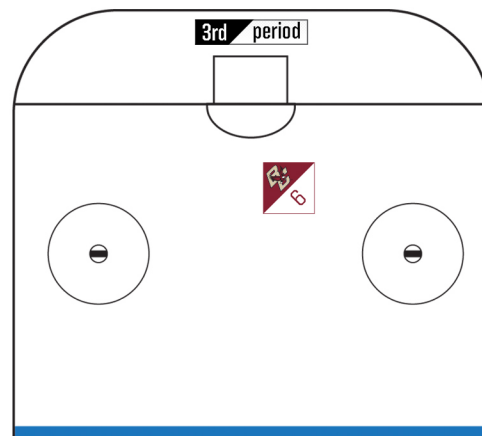
2 **teddy DOHERTY** (4:39 - SH)
Launches puck from redline - beats goalie on bounce



3 **ryan FITZGERALD** (6:50 - EV)
Deposits Gilmour's feed from behind net shortside

4 **austin CANGELOSI** (16:05 - EV)
Perfect give & go with Wood - scores on near post

5 **colin WHITE** (16:45 - EV)
Dances around UW on blue line - whizzes wristy by



3 **colin WHITE** (3:12 - PP 5-on-3)
Puts away the one-timer feed from R. avFitzgerald



Game 4 /// Oct. 23, 2015 /// World Arena /// Colorado Springs, Colo. /// 5,371 in attendance

	0	1	2	-	3
	0	0	0	-	0

SAVES

BC: Demko (60:00) -- 6-10-9 -- 25

CC: Nehama (60:00) -- 12-9-9 -- 30

PPs

BC: 0-for-3

CC: 0-for-4

SHOTS

BC: 12-10-11 -- 33

CC: 6-10-9 -- 25

PIMs

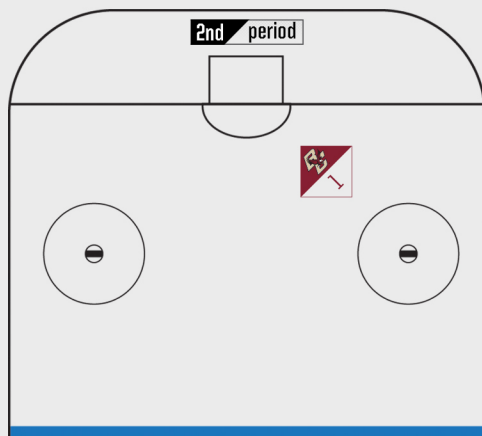
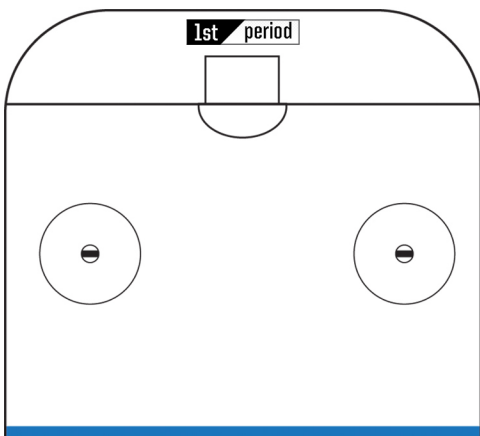
BC: 4-8

CC: 3-6

2nd period -- BC: R. Fitzgerald/2 (Bracco/1, White/1), 4:21, EV.

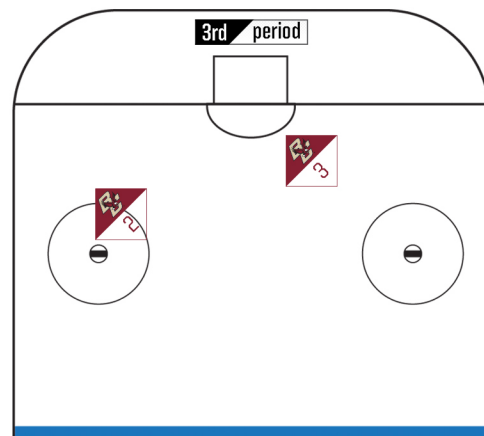
3rd period -- BC: R. Fitzgerald/3 (Bracco/2, Santini/1), 14:43, EV |

BC: Sanford/3 (Bracco/3) 18:12, EV.



ryan FITZGERALD (4:21 - EV)

Beats goalie with backhand on feed from Bracco



ryan FITZGERALD (14:43 - EV)

Wired a wrist shot from dot on feed from Bracco



zach SANFORD (18:12 - EV)

Connects on one-time dish from Bracco on post



Game 5 /// Oct. 24, 2015 /// World Arena /// Colorado Springs, Colo. /// 7,044 in attendance

	3	1	1	-	5
	0	0	0	-	0

SAVES

BC: Demko (60:00) -- 7-9-5 -- 21

CC: Nehama (20:00) -- 5-X-X-5 // Marble (40:00) X-13-14-27

SHOTS

BC: 8-14-15-37

CC: 7-9-5-21

PPs

BC: 1-for-6

CC: 0-for-6

PIMs

BC: 7-14

CC: 7-17

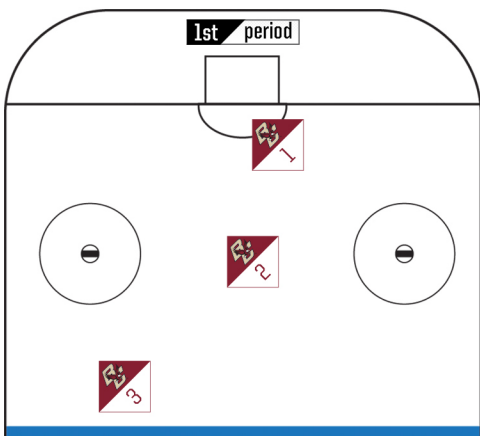
1st period -- BC: Gilmour/1 (Savage/2, Sanford/2), 2:23, EV |

BC: Cangelosi/3 (Wood/5, Calnan/3) 15:16, EV | BC: McCoshen/1 (Tuch/4, Sanford/2) 18:11, EV.

2nd period -- BC: Sanford/4 (Brown/1), 16:25, SH.

3rd period -- BC: Gilmour/2 (C. Fitzgerald/4, Savage/3), 8:53, PP.

1st period



adam GILMOUR (2:23 - EV)

Redirect tip on post on sharp feed from Savage



austin CANGELOSI (15:16 - EV)

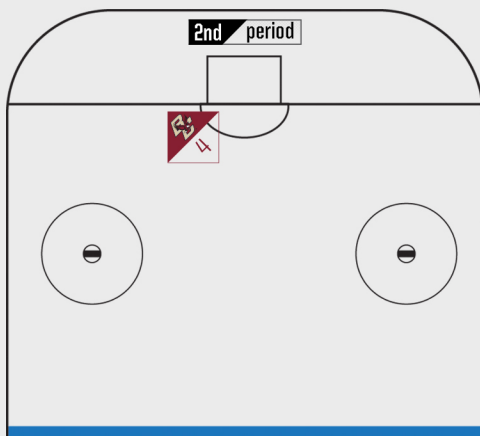
Wires one-time feed between circles from Wood



ian McCOSHEN (18:11 - EV)

Rifles a slap shot from within the blue line

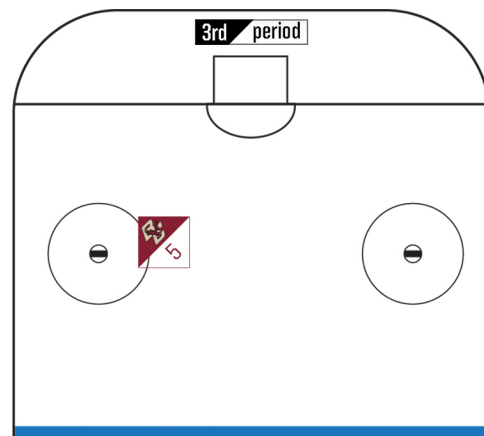
2nd period



zach SANFORD (16:25 - SH)

Backhands own rebound on near post

3rd period



adam GILMOUR (8:53 - PP)

Lasers a wrist shot through traffic on the PP

STATISTICS

##	Name	GP	G	A	Pts	Shots	Pct	+/-	No-Min	Min	Maj	Oth	PP	SH	FG	GW	GTG	OT	HT	PN	UA
24	Zach Sanford	5	4	2	6	15	.267	+5	1-2	1	0	0	2	1	0	0	0	0	0	0	0
28	Miles Wood	5	1	5	6	14	.071	+4	2-4	2	0	0	0	0	1	0	0	0	0	0	1
19	Ryan Fitzgerald	5	3	2	5	23	.130	+5	4-8	4	0	0	0	0	1	1	0	0	0	0	0
5	Casey Fitzgerald	5	1	4	5	9	.111	+7	3-14	2	0	1	1	0	0	0	0	0	0	0	0
26	Austin Cangelosi	5	3	1	4	8	.375	+4	1-2	1	0	0	0	0	1	1	0	0	0	0	0
11	Chris Calnan	5	1	3	4	6	.167	+3	2-4	2	0	0	0	0	0	1	0	0	0	0	0
12	Alex Tuch	5	0	4	4	9	.000	+5	2-4	2	0	0	0	0	0	0	0	0	0	0	0
14	Adam Gilmour	5	2	1	3	12	.167	+4	0-0	0	0	0	1	0	1	1	0	0	0	0	0
18	Colin White	5	2	1	3	16	.125	+5	1-2	1	0	0	1	0	0	0	0	0	0	0	0
4	Teddy Doherty	5	1	2	3	8	.125	+1	2-4	2	0	0	0	1	0	0	0	0	0	0	1
2	Scott Savage	5	0	3	3	4	.000	+6	0-0	0	0	0	0	0	0	0	0	0	0	0	0
10	Chris Brown	5	1	1	2	5	.200	+2	0-0	0	0	0	0	0	0	0	0	0	0	0	0
3	Ian McCoshen	5	1	0	1	10	.100	+6	3-17	1	1	1	0	0	0	0	0	0	0	0	0
22	Josh Couturier	4	0	1	1	7	.000	+4	3-6	3	0	0	0	0	0	0	0	0	0	0	0
6	Steve Santini	5	0	1	1	11	.000	+4	4-16	3	0	1	0	0	0	0	0	0	0	0	0
15	JD Dudek	4	0	0	0	4	.000	0	2-4	2	0	0	0	0	0	0	0	0	0	0	0
21	Matthew Gaudreau	5	0	0	0	4	.000	0	1-2	1	0	0	0	0	0	0	0	0	0	0	0
8	Travis Jeke	1	0	0	0	1	.000	0	0-0	0	0	0	0	0	0	0	0	0	0	0	0
9	Brendan Silk	1	0	0	0	0	.000	0	0-0	0	0	0	0	0	0	0	0	0	0	0	0
	Total.....	5	20	34	54	174	.115	+68	33-93	29	1	3	5	2	4	4	0	0	0	0	2
	Opponents.....	5	3	6	9	118	.025	-	41-117	36	1	4	2	0	1	1	0	0	0	0	0

GOALIE STATS

##	Name	GP-GS	Minutes	GA	Avg	Saves	Pct	W	L	T	Sho	PP	SH	EN	PEN	SOG
30	Thatcher Demko	5-5	298:35	3	0.60	115	.975	4	1	0	3	2	0	0	0	0
TM	EMPTY NET	2-0	1:25	0	-	0	.000	0	0	0	0	0	0	0	0	0
	Total.....	5-0	300:00	3	0.60	115	.975	4	1	0	3	2	0	0	0	0
	Opponents.....	5-0	300:00	20	4.00	154	.885	1	4	0	0	5	2	0	0	0

COMPARISONS

TEAM STATISTICS	BC	OPP
SHOT STATISTICS		
Goals-Shot attempts	20-174	3-118
Shot pct.	.115	.025
Goals/Game	4.0	0.6
Shots/Game	34.8	23.6
Assists	34	6
POWER PLAYS		
Goals-Power Plays	5-30	2-24
Conversion Percent	.167	.083
Shot Attempts	28	18
Shot Percent	.179	.111
GOAL BREAKDOWN		
Total Goals	20	3
Power Play	5	2
Short-handed	2	0
Empty net	0	0
Penalty	0	0
Unassisted	2	0
Overtime	0	0
Shootout	0	0
Delayed Penalty	0	0

TEAM STATISTICS	BC	OPP
PENALTIES		
Number	33	41
Minutes	93	117
Penalties/Game	6.6	8.2
Pen minutes/Game	18.6	23.4
Minor	29	36
Major	1	1
10-minute Misconduct	2	4
Game Misconduct	1	0
Gross Misconduct	0	0
Match	0	0
SHOOTOUTS (Made-Att)	0-0	0-0
ATTENDANCE		
Total	5615	17946
Dates/Avg Per Date	1/5615	4/4486
Neutral Site #/Avg	0/0	

GOALS BY PERIOD	1	2	3	OT	Total
Boston College	6	7	7	0	20
Opponents	0	1	2	0	3

SAVES BY PERIOD	1	2	3	OT	Total
Boston College	38	45	32	0	115
Opponents	50	53	51	0	154

MOST FROZEN FOUR APPEARANCES

Boston College	24
Michigan	24
Boston University	22
Minnesota	21
North Dakota	21

COLLEGE PRODUCING MOST NHLers IN 2015-16

Boston College	17
Michigan	17
Wisconsin	14
North Dakota	12

MOST NCAA APPEARANCES

Minnesota	36
Michigan	35
Boston College	34
Boston University	32
North Dakota	30
Michigan State	27

MOST NCAA APPEARANCES IN THE LAST 10 YEARS

North Dakota	10
Boston College	9
Miami	9
Denver	8
Minnesota	7
New Hampshire	7

MOST NATIONAL CHAMPIONSHIPS

Michigan	9
Denver	7
North Dakota	7
Wisconsin	6
Boston College	5
Boston University	5
Minnesota	5
Lake Superior State	3
Michigan State	3
Michigan Tech	3
Colorado College / Cornell / Maine / Rensselaer	2

YOUNGEST TEAMS IN 2015-16 (as of October 1, 2015)

Boston College	20 years, 169 days
Boston University	20 years, 179 days
Michigan	20 years, 235 days
Wisconsin	20 years, 320 days
Notre Dame	20 years, 333 days
North Dakota	20 years, 352 days
Minnesota	20 years, 352 days
Connecticut	21 years, 8 days
Cornell	21 years, 22 days

FIRST - ROUND DRAFT PICKS PLAYING IN COLLEGE HOCKEY

Zach Werenski (Michigan)	8th overall • Columbus
Kyle Connor (Michigan)	17th overall • Winnipeg
Alex Tuch (Boston College)	18th overall • Minnesota
Nick Schmaltz (North Dakota)	20th overall • Chicago
Mark Jankowski (Providence)	21st overall • Calgary
Colin White (Boston College)	21st overall • Ottawa
Brock Boeser (North Dakota)	23rd overall • Vancouver
Jack Roslovic (Miami)	25th overall • Winnipeg

NUMBER OF DRAFT PICKS ON A TEAM

Boston College	13
Michigan	12
Minnesota	12
North Dakota	12
Boston University	10
Notre Dame	9
Omaha	9

NUMBER OF NAMES ON THE STANLEY CUP

Boston College	16
Wisconsin	16
North Dakota	15
Michigan State	10
Minnesota-Duluth	10
Cornell	9
Boston University / Denver / Minnesota / Vermont	8
Bowling Green / New Hampshire / Notre Dame	7
Clarkson / Providence	6



First Round - 21st overall

Ottawa // 2015 NHL Draft

Colin White

NUMBERS GAME

3

Coaches that are Boston College hockey alums - Jerry York, Greg Brown and Marty McInnis. All three have been inducted into Boston College Varsity Club Hall of Fame.

3 IN 6

With NCAA Division I championships in 2008, 2010 and 2012, Boston College became the first team since 1961 to win three championships in six seasons; Murray Armstrong's Denver team won three titles in four years (1958, 1960, 1961). The all-time best is five titles in six years, accomplished by Michigan (1951, 1952, 1953, 1955 and 1956).

4

NCAA Championships in the last 14 years. During that time period, only Denver and Minnesota, each with two, have won multiple national titles.

5 IN 10

BC has competed in five of the last 10 national championship games - 2006 (Wisconsin, 1-2), 2007 (Michigan State, 1-3), 2008 (Notre Dame, 4-1), 2010 (Wisconsin, 5-0) and 2012 (Ferris State, 4-1).

11

Frozen Four appearances in the last 18 years; the highest total among all teams in college hockey. Only Boston College (11), North Dakota (nine), Michigan (six), Minnesota (five) and Michigan State (three) have advanced to more than two Frozen Fours during that time period.

17

Recently departed defenseman Noah Hanifin and incoming freshman forward Colin White were selected by the Carolina Hurricanes and Ottawa Senators, respectively (fifth and 21st overall) in the 2015 NHL Entry Draft, becoming the 16th and 17th Eagles in the last 28 years to have been drafted in the first round of the NHL. They join Brian Leetch (ninth, 1986), Craig Janney (13th, 1986), Bill Guerin (fifth, 1989), Marty Reasoner (14th, 1996), Brooks Orpik (18th, 2000), Krys Kolanos (19th, 2000), Chuck Kobasew (14th, 2001), Brian Boyle (26th, 2003), Patrick Eaves (29th, 2003), Cory Schneider (26th, 2004), Nick Petrecki (28th, 2007), Chris Kreider (19th, 2009), Kevin Hayes (24th, 2010), Michael Matheson (23rd, 2012) and Alex Tuch (18th, 2014) as Boston College first-round draftees.

17

With the addition of Tommy Cross to the Boston Bruins roster, the Eagles are tied for the most alumni in the NHL for the 2015-16 season with 17 so far

27

Ian McCoshen and Thatcher Demko returned as members of the 2015 U.S. National Junior Team that competed at the International Ice Hockey Federation World Junior Championships in Montreal and Toronto, Canada, while Noah Hanifin and Alex Tuch earned their spot for the first time. Incoming freshman Miles Wood was also a member, upping BC's representation to five Eagles on last year's squad. With the addition of Hanifin, Tuch and Wood, the BC trio became the 25th, 26th and 27th Eagle participants in World Junior play under head coach Jerry York.

34

NCAA Tournament victories in the last 18 years. That total is 11 victories more than North Dakota, which has totaled 23 NCAA wins since 1998, the second-highest tournament win total in college hockey.

479

Since Jerry York led his first Boston College team to the 1997 Frozen Four, the Eagles have the most wins in college hockey while Michigan has stockpiled 478 wins during that span. North Dakota is just behind that mark with 477 triumphs.

988

Jerry York's overall record is 988-592-105 (.617) in 43 seasons as a head coach at Clarkson, Bowling Green and Boston College; he owns the most victories of any Division I coach in the history of college hockey. York is 34-12 in NCAA Tournament games as the head coach at Boston College; his 39 wins overall in the NCAA Tournament is also the highest total in Division I history.

.629

All-Time Hockey East Winning Percentage
BEST IN THE CONFERENCE



jerry YORK

The Schiller Family Head Hockey Coach

>>

44th year as a head coach // 22nd at BC

• Seven years years at Clarkson (1972-79) // 15 at Bowling Green (1979-94)

>>

Earned his 502nd win at Boston College on Nov. 21, 2014, with a 5-3 win at Massachusetts, surpassing his former coach John "Snooks" Kelley as the the winningest coach in BC hockey history

>>

Is one of only three coaches in NCAA history to lead two different schools to national titles; led Bowling Green to the 1984 NCAA title, and Boston College to the 2001, 2008, 2010 and 2012 NCAA titles

>>

The all-time leader in NCAA Tournament wins with 39 victories



988


...

And Counting
Jerry York is the winningest coach in college hockey history, having won 985 games -- Earned his 925th career victory with a 5-2 win over Alabama-Huntsville on Dec. 29, 2012, in Minneapolis, Minn., surpassing Ron Mason to become the winningest coach in the history of college hockey

AS A COACH

- Enters his 44th season as a head coach; spent seven years (1972-79) at Clarkson and 15 years (1979-94) at Bowling Green
- Through the 2015-16 season as college hockey's all-time winningest coach with 988 wins
- Earned his 925th career victory with a 5-2 win over Alabama-Huntsville on Dec. 29, 2012, in Minneapolis, Minn., surpassing Ron Mason to become the winningest coach in the history of college hockey
- Earned his 502nd win at Boston College on Nov. 21, 2014, with a 5-3 win at Massachusetts, surpassing his former coach John "Snooks" Kelley as the winningest coach in BC hockey history
- Is one of only three coaches in NCAA history to lead two different schools to national titles; led Bowling Green to the 1984 NCAA title, and Boston College to the 2001, 2008, 2010 and 2012 NCAA titles
- Had his Boston College jersey retired on April 12, 2010, during the program's national championship celebration on O'Neill plaza
- Was awarded the Lester Patrick Trophy, presented for outstanding service to hockey in the United States, in October 2010
- Earned the 1976-77 Spencer Penrose Trophy as the nation's Division I Coach of the Year
- Has been tabbed Hockey East Coach of the Year three times – 2003-04, 2010-11 and 2013-14; also earned New England Coach of the Year honors twice – in 2003-04 and 2013-14
- Earned CCHA Coach of the Year honors in 1981-82
- Has led 22 teams to 25 or more wins; has guided five teams to 30 or more victories
- Assumed the head coaching duties at Boston College, his alma mater, on June 15, 1994
- Has led Boston College to 11 NCAA Tournament "Frozen Four" berths – 1998, 1999, 2000, 2001, 2004, 2006, 2007, 2008, 2010, 2012 and 2014.
- Is the all-time leader in NCAA Tournament wins with 39 victories
- Has led the Eagles to nine Hockey East Tournament titles – 1998, 1999, 2001, 2005, 2007, 2008, 2010, 2011 and 2012.
- Guided the Eagles to six Hockey East regular season championships – 2000-01, 2003-04, 2004-05, 2010-11, 2011-12 and 2013-14.

- Won his 950th collegiate game with a 6-4 triumph over cross-town rival Boston University with a 6-4 win at Kelley Rink on Jan. 17, 2014; earned his 900th collegiate victory with a 4-2 home win over Merrimack at Kelley Rink on Feb. 17, 2012; earned his 850th collegiate victory with a 5-0 win against Wisconsin in the national championship game on April 10, 2010 in Detroit, Mich.; won his 500th game at Boston College on Oct. 31, 2014, in a 2-1 victory at Denver
- Served as head coach of a US Select Team that competed in the Kitimat (British Columbia) Cup in the spring of 1995
- Assumed the head post at Bowling Green on April 10, 1979
- Led Bowling Green to six NCAA Tournament berths
- Led Bowling Green to four CCHA regular-season titles, including three consecutive crowns from 1981-84, and one CCHA tournament title
- Was inducted into the Bowling Green State University Athletic Hall of Fame in 2003
- Became the youngest head coach in the nation when he accepted the top job at Clarkson at age 26
- Guided Clarkson to 125 wins, six ECAC playoffs and one ECAC title in seven years
- Coached under Boston College's two legendary coaches; began his career as John "Snooks" Kelley's graduate assistant (1968-69), and served two years (1970-72) as Len Ceglarski's assistant coach at Clarkson



988 - 592 - 105 (.617)

• all-time •

521 - 257 - 71 (.655)

• at BC •

YORK FILE

AT CLARKSON

	Record	Conference Title
1972-73	18-15-0	
1973-74	12-14-1	
1974-75	13-15-1	
1975-76	18-12-1	
1976-77	26- 8- 0	ECAC Champions
1977-78	19-11-0	
1978-79	19-12-0	

Clarkson Totals: 125-87-3 (.588 in seven years)

AT BOWLING GREEN

	Record	Conference Title
1979-80	16-20-2	
1980-81	13-24-2	
1981-82	27-13-2	CCHA Champions, NCAA Tournament qualifier
1982-83	28- 8- 4	CCHA Champions
1983-84	34- 8- 2	CCHA Champions NCAA Champions
1984-85	21-21-0	
1985-86	28-14-0	
1986-87	33-10-2	CCHA Champions, NCAA Tournament qualifier
1987-88	30-13-2	CCHA Tournament Champs, NCAA Tournament qualifier
1988-89	26-18-3	NCAA Tournament qualifier
1989-90	25-17-2	NCAA Tournament qualifier
1990-91	15-23-2	
1991-92	8-21- 5	
1992-93	19-21-1	
1993-94	19-17-2	

Bowling Green Totals: 342-248-31 (.576 in 15 years)

AT BOSTON COLLEGE

	Record	Conference Title
1994-95	11-22-2	
1995-96	16-17-3	
1996-97	15-19-4	
1997-98	28-9-5	Hockey East Tournament Champions NCAA Tournament finalists
1998-99	27-12-4	Hockey East Tournament Champions NCAA Tournament semifinalists
1999-2000	29-12-1	NCAA Tournament finalists
2000-01	33-8-2	Hockey East Champions Hockey East Tournament Champions National Champions
2001-02	18-18-2	
2002-03	24-11-4	Hockey East Champions
2003-04	29-9-4	Hockey East Champions NCAA Tournament semifinalists
2004-05	26-7-7	Hockey East Champions Hockey East Tournament Champions
2005-06	26-13-3	NCAA Tournament finalists
2006-07	29-12-1	Hockey East Tournament Champions NCAA Tournament finalists
2007-08	25-11-8	Hockey East Tournament Champions National Champions
2008-09	18-14-5	
2009-10	29-10-3	Hockey East Tournament Champions National Champions
2010-11	30-8-1	Hockey East Champions Hockey East Tournament Champions
2011-12	33-10-1	Hockey East Champions Hockey East Tournament Champions National Champions
2012-13	22-12-4	NCAA Tournament qualifier
2013-14	28-8-4	Hockey East Champions NCAA Tournament Semifinalist
2014-15	21-14-3	NCAA Tournament qualifier
2015-16	4-1-0	--

Boston College Totals: 521-257-71 (.655 in 22 years)
CAREER: 988-592-105 (.616 in 44 years)

AS A PLAYER

- Earned All-America first team and All-New England honors in 1966-67
- Was the 1966-67 recipient of the Walter Brown Award (as the top American-born player in New England)
- Served as team captain and earned team MVP honors as a senior
- Was a three-year letterman at Boston College
- Led the Eagles to a 60-26 record, the 1965 Beanpot title and a second-place finish in the 1965 NCAA Tournament
- Earned All-East honors as a junior
- Scored 134 points (64 goals, 70 assists) in his 81-game collegiate career
- Ranks among the school's all-time leaders in: career points, career goals, career assists, single-season points and single-season assists
- Was inducted into the Boston College Varsity Club Hall of Fame in 1982

EDUCATION

- Graduated from Boston College High School in 1963
- Earned a bachelor's degree in business administration from Boston College in 1967
- Also earned a master's of education degree and a CAES in counseling psychology from Boston College

PERSONAL

- Born July 25, 1945 in Watertown, Mass.
- His wife, Bobbie, is a West Roxbury (Mass.) native and 1969 Boston College graduate
- They have two children – Laura and Brendan (MBA '05), and two grandchildren – Colin and Elizabeth



64 - 70 - 134

Career points in 81 collegiate games

All-American in 1967

UNDER YORK

YORK'S FORMER PLAYERS

Rob Blake	Player, San Jose	1998 Norris Trophy recipient
Dan Bylsma	Head Coach, Pittsburgh	2009 Stanley Cup champ
	2014 U.S. Olympic Coach	--
Brooks Orpik	Player, Pittsburgh	2009 Stanley Cup champ
Rob Scuderi	Player, LA Kings	2009 Stanley Cup champ
		2012 Stanley Cup champ

HOBEBY BAKER AWARD WINNERS

George McPhee	Bowling Green	1982 recipient
Brian Holzinger	Bowling Green	1995 recipient
Mike Mottau	Boston College	2000 recipient
Johnny Gaudreau	Boston College	2014 recipient

USA HOCKEY COLLEGE PLAYER OF THE YEAR

Nathan Gerbe	Boston College	2008 recipient
Mike Mottau	Boston College	2000 recipient
Johnny Gaudreau	Boston College	2014 recipient

NHL FIRST-ROUND SELECTIONS

Marty Reasoner	St. Louis	1996
Brooks Orpik	Pittsburgh	2000
Krys Kolanos	Phoenix	2000
Chuck Kobasew	Calgary	2001
Brian Boyle	Los Angeles	2003
Patrick Eaves	Ottawa	2003
Cory Schneider	Vancouver	2004
Nick Petrecki	San Jose	2007
Chris Kreider	NY Rangers	2009
Kevin Hayes	Chicago	2010
Michael Matheson	Florida	2012
Alex Tuch	Minnesota	2014
Colin White	Ottawa	2015

MILESTONE WINS

#1	November 10, 1972, Clarkson 13, Univ. of Quebec 0, at Postdam, N.Y.
#50	January 2, 1976, Clarkson 4, Cornell 2, at ECAC Holiday Tournament, NYC
#100	January 24, 1978, Clarkson 10, St. Lawrence 3, at Postdam, N.Y.
#150	January 29, 1981, BGSU 6, Lake Superior 2, at Sault Ste. Marie, Mich.
#200	January 22, 1983, BGSU 7, Northern Mich. 5 (OT), at Marquette, Mich.
#250	December 1, 1984, Bowling Green 5, Miami 3, at Oxford, Ohio
#300	November 7, 1986, Bowling Green 5, Ohio State 2, at Bowling Green, Ohio
#350	March 4, 1988, BGSU 5, Ferris State 4 (4 OTs), at Bowling Green, Ohio
#400	February 3, 1990, Bowling Green 4, Miami 3, at Bowling Green, Ohio
#450	October 22, 1993, BGSU 6, Ohio State 0, at Bowling Green, Ohio
#500	November 30, 1996, Boston College 6, St. Lawrence, at Canton, N.Y.

#550	January 28, 1999, Boston College 7 Massachusetts 1, Chestnut Hill, Mass.
#600	November 4, 2000, Boston College 6, UMass-Lowell 1, at Lowell, Mass.
#650	November 7, 2002, Boston College 7, Merrimack 0, at North Andover, Mass.
#700	October 29, 2004, Boston College 5, North Dakota 3, Chestnut Hill, Mass.
#750	October 10, 2006, Boston College 5, Northeastern 2, Chestnut Hill, Mass.
#800	March 29, 2008, BC 5, Minnesota 2, at NCAA Tourney, Worcester, Mass.
#850	April 10, 2010, BC 5, Wisconsin 0, at NCAA Tournament, Detroit, Mich.
#900	February 17, 2012, Boston College 4, Merrimack 2, Chestnut Hill, Mass.
#925	December 29, 2012, BC 5, Alabama-Huntsville 2, Minneapolis, Minn. (NCAA ALL-TIME WINS RECORD)
#950	January 17, 2014, Boston College 6, Boston Univ. 4, Chestnut Hill, Mass.

ALL-TIME COACHES WINS

1.	Jerry York (BC)*	988
2.	Ron Mason	924
3.	Jack Parker	897
4.	Red Berensen*	813
5.	Rick Comley	779
6.	Bob Peters	744
7.	Mike McShane*	678
8.	Len Ceglarski (BC)	673
9.	Jeff Sauer	655
10.	Don Lucia *	648
11.	Dick Umile *	562
12.	John MacInnes	555
13.	Jack Riley	542
14.	Don Roberts	532
15.	Don Brose	531
16.	Ed Saugestad	503
17.	John "Snooks" Kelley (BC)	501

*Active Coaches

ALL-TIME NCAA WINS

1.	Jerry York (BC)*	39
2.	Jack Parker	30
3.	Red Berenson	26
4.	Ron Mason	22
5.	Doug Woog	21

Has led five teams to 30 or more wins, including the 2000-01 and 2011-12 Eagle entries which each recorded a school-record 33 wins





CAREER HIGHS

SAVES

.....

ASSISTS

.....

SHUTOUTS

.....

MOST GOALS ALLOWED

.....

n with the Youngstown Phantoms
32, and posted an 18-7-5-3 record
centage of .914 and fifth-best goal
the 2013-14 season with the Cedar
9 games, played in 20, and posted
centage and a 3.35 goals against
ld-medal winning squad at World
3 season with Cedar Rapids where
posted an 8-14-1 mark with a .867
ainst average ... member of Team
orld U-17 Hockey Challenge ...
percentage and a 3.43 goals
th National Under-17 Team,
.09 goals against average.

ge of Arts & Sciences ...
family Scholarship Fund ...

TATS

Gm	Pct	W	L	T	Sho	PPG	SHG
1							
2							
3							
4							
5							
6							
7							
8							
9							
10							
11							
12							
13							
14							
15							
16							
17							
18							
19							
20							
21							
22							
23							
24							
25							
26							
27							
28							
29							
30							
31							
32							
33							
34							
35							
36							
37							
38							
39							
40							
41							
42							
43							
44							
45							
46							
47							
48							
49							
50							
51							
52							
53							
54							
55							
56							
57							
58							
59							
60							
61							
62							
63							
64							
65							
66							
67							
68							
69							
70							
71							
72							
73							
74							
75							
76							
77							
78							
79							
80							
81							
82							
83							
84							
85							
86							
87							
88							
89							
90							
91							
92							
93							
94	</						

[illegible]



10 chris
brown



bloomfield hills



CAREER HIGHS

POINTS1
..... (twice, most recent at Colorado College, Oct. 24, 2015)

GOALS.....1
..... (most recent at Army, Oct. 9, 2015)

ASSISTS.....1
.....most recent at Colorado College, Oct. 24, 2015

SHOTS2
..... (twice, most recent at Colorado College, Oct. 23, 2015)

PLUS / MINUS.....+1
..... (twice, most recent at Colorado College, Oct. 23, 2015)

2015-16: Scored a goal in his first-career game as an Eagle and logged a pair of shots at Army (Oct. 9) ... posted his first-career assist on Ian McCoshen's first goal of the season at Colorado College (Oct. 24)



CAREER STATS

YEAR	GP	G	A	Pts	Shots	Shot%	Pen	PIM	+/-	PPG	SHG	GWG
2015	5	1	1	2	5	.200	0	0	+2	0	0	0



11 chris
calnan

F

JR

norwell



CAREER HIGHS

POINTS 2
..... (nine times, most recent vs. Wisconsin, Oct. 16, 2015)

GOALS 2
..... (three times, most recent vs. Northeastern, Jan. 10, 2015)

ASSISTS 2
..... (twice, most recent vs. Wisconsin, Oct. 16, 2015)

SHOTS 6
..... (most recent vs. Vermont, March 15, 2015)

PLUS / MINUS +2
..... (eight times, most recent vs. Wisconsin, Oct. 16, 2015)

2015-16: Scored his first goal of the season in game-winning fashion at Army (Oct. 9) in his 75th-career game, upping his career total to five game-winning goals ... recorded his second-career multi assist game with a pair against Wisconsin (Oct. 16) ... assisted on Ian McCoshen's goal at Colorado College (Oct. 24)



CAREER STATS

YEAR	GP	G	A	Pts	Shots	Shot%	Pen	PIM	+/-	PPG	SHG	GWG
2013	37	4	9	13	27	.148	6	23	+12	0	1	0
2014	37	11	5	16	73	.151	4	8	+1	1	1	4
2015	5	1	3	4	6	.167	2	4	+3	0	0	1
TOTAL	79	16	17	33	106	.151	12	35	+16	1	2	5



26 austin
cangelosi

F

JR

estero



CAREER HIGHS

POINTS **3**
.....(five times, most recent vs. New Hampshire, Dec. 6, 2014)

GOALS..... **2**
.....(twice, most recent vs. Wisconsin, Oct. 16, 2015)

ASSISTS..... **3**
.....(vs. Penn State, Dec. 28, 2013)

SHOTS **4**
.....(twice, most recent vs. Vermont, March 14, 2015)

PLUS / MINUS..... **+4**
.....(vs. Army, Nov. 10, 2013)

2015-16: Assisted on Chris Calnan's game-winning goal in the season opener at Army (Oct. 9) ... notched his second-career two-goal performance, including the game-winning tally, against Wisconsin (Oct. 16) ... logged his 50th-career point with his third goal of the season at Colorado College (Oct. 24)



CAREER STATS

YEAR	GP	G	A	Pts	Shots	Shot%	Pen	PIM	+/-	PPG	SHG	GWG
2013	40	10	16	26	43	.233	3	6	+15	0	0	1
2014	37	6	14	20	53	.113	4	8	+2	3	0	1
2015	5	3	1	4	8	.375	1	2	+4	0	0	1
TOTAL	82	19	31	50	104	.183	8	16	+21	3	0	3



22 josh
couturier



byfield



CAREER HIGHS

POINTS1
.....(vs. Wisconsin, Oct. 16, 2015)

GOALS.....N/A

ASSISTS.....1
.....(vs. Wisconsin, Oct. 16, 2015)

SHOTS2
.....(three times, most recent at CC, Oct. 24, 2015)

PLUS / MINUS.....+2
.....(vs. Wisconsin, Oct. 16, 2015)

2015-16: Registered a shot in his first game as an Eagle at Army (Oct. 9)
... recorded his first collegiate point with an assist on Colin White's first
collegiate goal against Wisconsin (Oct. 16)



CAREER STATS

YEAR	GP	G	A	Pts	Shots	Shot%	Pen	PIM	+/-	PPG	SHG	GWG
2015	4	0	1	1	7	.000	3	6	+4	0	0	0



30 thatcher demko

G **JR**

san diego



CAREER HIGHS

SAVES **41**
..... (vs. Michigan, Dec. 13, 2014)

ASSISTS **1**
..... (four times, most recent at UMass Lowell, Oct. 10, 2014)

SHUTOUTS **6**
..... (most recent at Colorado College, Oct. 24, 2015)

LONGEST SCORELESS STREAK **196:58**
..... (Oct. 11, 2015 - current)

MOST GOALS ALLOWED **7**
..... (vs. Notre Dame, March 14, 2014)

2015-16: Stopped 23-of-24 shots faced in a season-opening victory at Army (Oct. 9) ... steered away 26 shots in a 2-1 setback at Rensselaer (Oct. 11) ... accounted for his first shutout of the season and fourth of his career by stopping all 20 shots in the home opener against Wisconsin (Oct. 16) ... notched back-to-back shutouts, stopping 25 shots at Colorado College (Oct. 23), to become the first Eagle since Parker Milner to blank consecutive opponents in three years ... became the 21st goaltender in NCAA hockey history to shutout three-consecutive opponents and third to do so at Boston College with 21 stops at Colorado College (Oct. 24) ... named Hockey East Defensive Player of the Week (Oct. 26)



CAREER STATS

YEAR	GP	GS	Min.	GA	GAA	Saves	SvPct	W	L	T	Sho	PPG	SHG
2013	24	24	1446:18	54	2.24	611	.919	16	5	3	2	9	1
2014	35	35	2107:05	77	2.19	950	.925	19	13	3	1	20	2
2015	5	5	298:35	3	0.60	115	.975	4	1	0	3	2	0
TOTAL	64	64	3851:58	134	2.09	1676	.926	39	19	6	6	31	3



4 teddy
doherty



hopkinton



CAREER HIGHS

POINTS 3
..... (twice, most recent vs. RIT, Oct. 8, 2014)

GOALS 1
..... (10 times, most recent vs. Wisconsin, Oct. 16, 2015)

ASSISTS 3
..... (vs. UMass Lowell, Oct. 28, 2012)

SHOTS 6
..... (at Harvard, Nov. 20, 2013)

PLUS / MINUS +5
..... (vs. Alabama-Huntsville, Dec. 29, 2012)

2015-16: Assisted on Zach Sanford's first-career power play tally in the season opener at Army (Oct. 9) ... assisted on a Zach Sanford power play goal in consecutive outings, this time at Rensselaer (Oct. 11) ... scored his first-career short-handed goal in his 107th-career game against Wisconsin (Oct. 16)



CAREER STATS

YEAR	GP	G	A	Pts	Shots	Shot%	Pen	PIM	+/-	PPG	SHG	GWG
2012	38	1	17	18	26	.038	8	16	+7	1	0	0
2013	28	2	11	13	46	.043	6	12	+13	0	0	0
2014	38	6	17	23	65	.092	12	24	+15	0	0	2
2015	5	1	2	3	8	.125	2	4	+1	0	1	0
TOTAL	109	10	47	57	145	.069	28	56	+36	1	1	2



15 joey
dudek

F

FR

auburn



CAREER HIGHS

POINTSN/A

GOALS.....N/A

ASSISTS.....N/A

SHOTS1
.....(three times, most recent at CC, Oct. 24, 2015)

PLUS / MINUS.....N/A

BEFORE BC: Recorded one shot on net in his Eagle debut at Rensselaer (Oct. 11) ... got off one shot against Wisconsin (Oct. 16)



CAREER STATS

YEAR	GP	G	A	Pts	Shots	Shot%	Pen	PIM	+/-	PPG	SHG	GWG
2015	4	0	0	0	4	.000	2	4	0	0	0	0



5 casey
fitzgerald



north reading



CAREER HIGHS

POINTS 2
..... (twice, most recent vs. Wisconsin, Oct. 16, 2015)

GOALS 1
..... (most recent at Army, Oct. 9, 2015)

ASSISTS 2
..... (most recent vs. Wisconsin, Oct. 16, 2015)

SHOTS 3
..... (twice, most recent at Rensselaer, Oct. 11, 2015)

PLUS / MINUS +3
..... (most recent vs. Wisconsin, Oct. 16, 2015)

2015-16: Turned in a stellar performance in his Eagle debut, scoring a power play goal and assisting on Chris Brown's first-career tally at Army (Oct. 9) ... registered three shots in consecutive nights at Rensselaer (Oct. 11) ... posted his second multi-point performance in three games with a pair of assists against Wisconsin (Oct. 16) ... assisted on Adam Gilmour's power play goal at Colorado College (Oct. 24)



CAREER STATS

YEAR	GP	G	A	Pts	Shots	Shot%	Pen	PIM	+/-	PPG	SHG	GWG
2015	5	1	4	5	9	.111	3	14	+7	1	0	0



19 ryan
fitzgerald

F

JR

north reading



CAREER HIGHS

POINTS 3
.....(five times, most recent vs. Wisconsin, Oct. 16, 2015)

GOALS..... 3
.....(vs. Connecticut, Jan. 24, 2015)

ASSISTS..... 2
.....(six times, most recent vs. Wisconsin, Oct. 16, 2015)

SHOTS 8
.....(vs. Connecticut, Jan. 24, 2015)

PLUS / MINUS..... +3
.....(four times, most recent vs. Wisconsin, Oct. 16, 2015)

2015-16: Tossed a game-high seven shots at Army in the season opener (Oct. 9) ... posted a team-best five shots at Rensselaer (Oct. 11) ... recorded his fifth-career three-point performance with a goal and two assists and finished with a +3 rating against Wisconsin (Oct. 16) ... registered his third-career multi-goal game, including his team-best seventh game winner, at Colorado College (Oct. 23)



CAREER STATS

YEAR	GP	G	A	Pts	Shots	Shot%	Pen	PIM	+/-	PPG	SHG	GWG
2013	40	13	16	29	87	.149	11	22	+8	4	0	1
2014	38	17	8	25	125	.136	23	54	-4	7	2	5
2015	5	3	2	5	23	.130	4	8	+5	0	0	1
TOTAL	83	33	26	59	235	.140	38	84	+9	11	2	7



21 matthew
gaudreau

F

JR

carneys point



CAREER HIGHS

POINTS1
.....(seven times, most recent vs. Harvard, Feb. 23, 2015)

GOALS.....1
.....(four times, most recent vs. Harvard, Feb. 23, 2015)

ASSISTS.....1
.....(three times, most recent vs. Brown, Jan. 2, 2015)

SHOTS3
.....(five times, most recent at Notre Dame, Feb. 27, 2015)

PLUS / MINUS.....+1
.....(11 times, most recent at Notre Dame, Feb. 28, 2015)

2015-16: Recorded his first shot of the season at Rensselaer (Oct. 11)



CAREER STATS

YEAR	GP	G	A	Pts	Shots	Shot%	Pen	PIM	+/-	PPG	SHG	GWG
2013	9	1	0	1	12	.083	2	4	0	0	0	0
2014	32	3	3	6	41	.073	4	8	+4	0	0	0
2015	5	0	0	0	4	.000	1	2	0	0	0	0
TOTAL	46	4	3	7	57	.070	7	14	+4	0	0	0



14 adam
gilmour

F

JR

hanover



CAREER HIGHS

POINTS **3**
... (four times, most recent vs. Massachusetts, Oct. 25, 2014)

GOALS **2**
..... (three times, most recent at CC, Oct. 25, 2014)

ASSISTS **3**
..... (vs. Wisconsin, Oct. 18, 2013)

SHOTS **6**
..... (twice, most recent at Notre Dame, Feb. 28, 2015)


PLUS / MINUS **+3**
..... (three times, most recent vs. Providence, Jan. 30, 2015)

2015-16: Recorded three shots in the season opener at Army (Oct. 9) ... logged three shots at Rensselaer (Oct. 11) ... earned his first point of the season with an assist on Ryan Fitzgerald's goal against Wisconsin (Oct. 16) ... scored a pair of goals, including a power play goal and his first game-winner of the season, counting as his 50th-career point, at Colorado College (Oct. 24)



CAREER STATS

YEAR	GP	G	A	Pts	Shots	Shot%	Pen	PIM	+/-	PPG	SHG	GWG
2013	40	7	13	20	78	.090	5	10	+6	4	0	3
2014	38	9	18	27	70	.129	11	22	+14	5	0	1
2015	5	2	1	3	12	.167	0	0	+4	1	0	1
TOTAL	83	18	32	50	160	.112	16	32	+24	10	0	5



8 travis
jeke

D SR

pittsburgh



CAREER HIGHS

POINTS 2
.....(vs. Bowling Green, Dec. 27, 2013)

GOALS.....1
... (three times, most recent vs. Bowling Green, Dec. 27, 2013)

ASSISTS.....1
..... (six times, most recent at Denver, Nov. 1, 2014)

SHOTS 3
..... (twice, most recent vs. Bowling Green, Dec. 27, 2013)

PLUS / MINUS.....+6
.....(at Northeastern, Jan. 19, 2013)

2015-16: Registered his first shot in his first game of the season at Rensselaer (Oct. 11)



CAREER STATS

YEAR	GP	G	A	Pts	Shots	Shot%	Pen	PIM	+/-	PPG	SHG	GWG
2012	22	2	3	5	22	.091	6	12	+8	0	0	0
2013	2	1	2	3	4	.250	2	4	+4	0	0	0
2015	1	0	0	0	1	.000	0	0	0	0	0	0
TOTAL	33	3	6	9	30	.100	10	20	+12	0	0	0



G

JR

darien



CAREER HIGHS

SAVES

ASSISTS.....

SHUTOUTS.....

MOST GOALS ALLOWED

PERSONAL: Enrolled in the Morrissey College of Arts & Sciences ... Alex and his sister, Meredith, and brother, Carter, are the children of Gerard and Linda ... grandfather played hockey at Princeton.

CAREER STATS

[illegible]



3 ian
mccoshen

D **JR**

faribault


CAREER HIGHS

POINTS **2**
.....(six times, most recent vs. Harvard, Feb. 23, 2015)

GOALS..... **2**
.....(vs. Vermont, Feb. 14, 2015)

ASSISTS..... **2**
.....(four times, most recent vs. Harvard, Feb. 23, 2015)

SHOTS **4**
..(nine times, most recent ar Colorado College, Oct. 24, 2015)


PLUS / MINUS..... **+6**
.....(vs. Wisconsin, Oct. 18, 2013)

2015-16: Finished as a +1 in the Eagles' season-opening victory at Army (Oct. 9) ... recorded three shots on net at Rensselaer (Oct. 11) ... finished with a +3 rating against Wisconsin (Oct. 16) ... scored his first goal of the season, counting as his 30th-career point as an Eagle, at Colorado College (Oct. 24)



CAREER STATS

YEAR	GP	G	A	Pts	Shots	Shot%	Pen	PIM	+/-	PPG	SHG	GWG
2013	35	5	8	13	72	.069	24	48	+22	0	1	1
2014	35	6	10	16	69	.087	26	63	+14	3	0	2
2015	5	1	0	1	10	.100	3	17	+6	0	0	0
TOTAL	75	12	18	30	151	.079	53	128	+42	3	1	3



20 peter
mcmullen

F

SR

essex fells



CAREER HIGHS

POINTS1
..... (vs. Army, Nov. 10, 2013)

GOALS.....

ASSISTS.....1
..... (vs. Army, Nov. 10, 2013)

SHOTS4
..... (vs. Army, Nov. 10, 2013)

PLUS / MINUS.....+1
..... (vs. Army, Nov. 10, 2013)

2015-16:

CAREER STATS

YEAR	GP	G	A	Pts	Shots	Shot%	Pen	PIM	+/-	PPG	SHG	GWG
2012	6	0	0	0	0	.000	1	2	-1	0	0	0
2013	1	0	1	1	4	.000	0	0	+1	0	0	0
2014	10	0	0	0	1	.000	0	0	0	0	0	0
TOTAL	17	0	1	1	0	.000	1	2	0	0	0	0





24 zach
sanford

F

SO

manchester



CAREER HIGHS

POINTS 3
..... (twice, most recent at Colorado College, Oct. 24, 2015)

GOALS 2
..... (vs. Vermont, March 13, 2015)

ASSISTS 3
..... (vs. RIT, Oct. 18, 2014)

SHOTS 7
..... (vs. Vermont, March 13, 2015)

PLUS / MINUS +3
..... (most recent at Colorado College, Oct. 24, 2015)

2015-16: Scored his first-career power play goal in his first game of the season at Army (Oct. 9) ... scored power play goals in back-to-back outings, logging his first-career goal-scoring streak with the goal at Rensselaer (Oct. 11) ... logged his third goal in five games at Colorado College (Oct. 23) ... accounted for his second-career three-point performance by way of two assists and his first-career short-handed tally at Colorado College (Oct. 24)



CAREER STATS

YEAR	GP	G	A	Pts	Shots	Shot%	Pen	PIM	+/-	PPG	SHG	GWG
2014	38	7	17	24	88	.080	15	30	+10	0	0	2
2015	5	4	2	6	15	.267	1	2	+5	2	1	0
TOTAL	43	11	19	30	103	.107	16	32	+15	2	1	2



6 steve
santini



mahopac



CAREER HIGHS

POINTS 2
..... (vs. New Hampshire, Dec. 6, 2013)

GOALS 1
..... (four times, most recent vs. RIT, Oct. 18, 2014)

ASSISTS 1
..... (13 times, most recent at Colorado College, Oct. 23, 2015)

SHOTS 4
..... (three times, most recent vs. Harvard, Feb. 23, 2015)

PLUS / MINUS +4
..... (twice, most recent vs. New Hampshire, Dec. 6, 2013)

2015-16: Recorded one shot on net and finished a +2 in BC's season opening victory at Army (Oct. 9) ... fired two shots at Rensselaer (Oct. 11) ... posted a pair of shots against Wisconsin (Oct. 16) ... attained his first point of the season with an assist on Ryan Fitzgerald's second goal at Colorado College (Oct. 23)

CAREER STATS

YEAR	GP	G	A	Pts	Shots	Shot%	Pen	PIM	+/-	PPG	SHG	GWG
2013	35	3	8	11	36	.083	15	52	+25	0	0	0
2014	22	1	4	5	39	.026	10	20	-2	0	0	0
2015	5	0	1	1	11	.000	4	16	+4	0	0	0
TOTAL	62	4	13	17	86	.047	29	88	+27	0	0	0





2 scott
savage



san clemente



CAREER HIGHS

POINTS 2
... (six times, most recent at Colorado College, Oct. 24, 2015)

GOALS 1
..... (four times, most recent vs. Vermont, Feb. 14, 2015)

ASSISTS 2
... (five times, most recent at Colorado College, Oct. 24, 2015)

SHOTS 6
..... (vs. Army, Nov. 10, 2013)

PLUS / MINUS +3
..... (twice, most recent at Colorado College, Oct. 24, 2015)

2015-16: Assisted on Casey Fitzgerald's first-career power play goal in BC's season opening victory at Army (Oct. 9) ... charted two shots on net in his 75th-career game at Rensselaer (Oct. 11) ... recorded his sixth-career multi-point performance with a pair of assists at Colorado College (Oct. 24)



CAREER STATS

YEAR	GP	G	A	Pts	Shots	Shot%	Pen	PIM	+/-	PPG	SHG	GWG
2013	35	4	14	18	57	.070	6	12	+13	0	0	0
2014	38	0	6	6	64	.000	4	8	-7	0	0	0
2015	5	0	3	3	4	.000	0	0	+6	0	0	0
TOTAL	78	4	23	27	125	.032	10	20	+12	0	0	0



PLUS / MINUS.....

2015-16:



CAREER STATS

[illegible]



9 brendan
silk

F **SR**

wakefield



CAREER HIGHS

POINTS 2
..... (vs. RIT, Oct. 18, 2014)

GOALS 1
..... (five times, most recent vs. Merrimack, Feb. 7, 2014)

ASSISTS 2
..... (vs. RIT, Oct. 18, 2014)

SHOTS 6
..... (at Maine, Jan. 18, 2015)

PLUS / MINUS +2
..... (twice, most recent vs. RIT, Oct. 18, 2014)

2015-16:



CAREER STATS

YEAR	GP	G	A	Pts	Shots	Shot%	Pen	PIM	+/-	PPG	SHG	GWG
2012	36	2	2	4	21	.095	10	20	-3	0	0	0
2013	38	3	3	6	32	.094	3	6	-1	1	0	1
2014	22	0	3	3	17	.000	5	10	+1	0	0	0
2015	1	0	0	0	0	.000	0	0	0	0	0	0
TOTAL	97	5	8	13	0	.000	18	36	-3	1	0	1



12 alex
tuch

F **SO**

baldwinsville



CAREER HIGHS

POINTS **3**
..... (at Boston University, Jan. 16, 2015)

GOALS **2**
..... (at Boston University, Jan. 16, 2015)

ASSISTS **2**
..... (three times, most recent at Army, Oct. 9, 2015)

SHOTS **9**
..... (vs. Vermont, Feb. 14, 2015)

PLUS / MINUS **+3**
..... (vs. Providence, Jan. 30, 2015)

2015-16: Notched his third-career multi-assist game with a pair of helpers in BC's season-opening victory at Army (Oct. 9) ... assisted on Zach Sanford's power play goal in consecutive games at Rensselaer (Oct. 11) ... assisted on Ian McCoshen's first goal of the season at Colorado College (Oct. 24)



CAREER STATS

YEAR	GP	G	A	Pts	Shots	Shot%	Pen	PIM	+/-	PPG	SHG	GWG
2014	37	14	14	28	119	.118	14	28	+13	3	0	2
2015	5	0	4	4	9	.000	2	4	+5	0	0	0
TOTAL	42	14	18	32	128	.109	16	32	+18	3	0	2



18 colin
white

F

FR

hanover



CAREER HIGHS

POINTS 2
.....(most recent vs. Wisconsin, Oct. 16, 2015)

GOALS..... 2
.....(most recent vs. Wisconsin, Oct. 16, 2015)

ASSISTS..... 1
.....(most recent at Colorado College, Oct. 23, 2015)

SHOTS 5
.....(most recent vs. Wisconsin, Oct. 16, 2015)

PLUS / MINUS..... +3
.....(most recent vs. Wisconsin, Oct. 16, 2015)

2015-16: Logged four shots in his Eagle debut at Army (Oct. 9) ... posted a pair of shots at Rensselaer (Oct. 11) ... earned Hockey East Rookie of the Week honors ... recorded his first-career points in two-goal fashion; scored his first power play goal as an Eagle and logged five shots against Wisconsin (Oct. 16) ... posted his first-career assist with help on Ryan Fitzgerald's game-winning goal at Colorado College (Oct. 23)



CAREER STATS

YEAR	GP	G	A	Pts	Shots	Shot%	Pen	PIM	+/-	PPG	SHG	GWG
2015	5	2	1	3	16	.125	1	2	+5	1	0	0



28 miles
wood

F

FR

manchester



CAREER HIGHS

POINTS 3
..... (most recent at Army, Oct. 9, 2015)

GOALS 1
..... (most recent at Army, Oct. 9, 2015)

ASSISTS 2
..... (twice, most recent vs. Wisconsin, Oct. 16, 2015)

SHOTS 4
..... (most recent at Colorado College, Oct. 23, 2015)

PLUS / MINUS +2
..... (twice, most recent vs. Wisconsin, Oct. 16, 2015)

BEFORE BC: Turned in an impressive performance in his rookie debut, scoring BC's first goal of the season and adding a pair of assists for a three-point showing at Army (Oct. 9) ... posted three shots on net at Rensselaer (Oct. 11) ... offered his second multi-point performance in three games with a pair of assists against Wisconsin (Oct. 16) ... assisted on Austin Cangelosi's goal at Colorado College (Oct. 24)



CAREER STATS

YEAR	GP	G	A	Pts	Shots	Shot%	Pen	PIM	+/-	PPG	SHG	GWG
2015	5	1	5	6	14	.071	2	4	+4	0	0	0