

**SIC'EM™**

**2026 Almanac**  
**BAYLOR BASEBALL**



**BAYLOR®**

**2026 BAYLOR BASEBALL MEDIA ALMANAC**

*17th Edition, Baylor Athletics Communications*



**BAYLOR UNIVERSITY  
DEPARTMENT OF ATHLETICS**

1500 South University Parks Drive  
Waco, TX 76706  
254-710-1234  
[www.BaylorBears.com](http://www.BaylorBears.com)  
Facebook: BaylorAthletics  
Twitter: @BaylorAthletics

---

**CREDITS**

**EDITORS**  
Max Calderone, Jerry Hill

**COMPILATION**  
Max Calderone, Jerry Hill  
Zach Babajanof-Rustrian, Alex Martin, RJ Miller

**PHOTOGRAPHY**  
Robbie Rogers, Matthew Minard  
Baylor Photography

© 2026, Baylor University Department of Athletics



---

**BAYLOR UNIVERSITY MISSION STATEMENT**

The mission of Baylor University is to educate men and women for worldwide leadership and service by integrating academic excellence and Christian commitment within a caring community.

---

**BAYLOR ATHLETICS MISSION STATEMENT**

To support the overall mission of the University by providing a nationally competitive intercollegiate athletics program that attracts, nurtures and graduates student-athletes who, under the guidance of a high-quality staff, pursue excellence in their respective sports, while representing Baylor with character and integrity. Consistent with the Christian values of the University, the department will carry out this mission in a way that reflects fair and equitable opportunities for all student-athletes and staff.

Baylor University is an equal opportunity institution whose programs, services, activities and operations are without discrimination as to sex, color, or national origin, and are not opposed to qualified handicapped persons.

# TABLE OF CONTENTS

<b>INFORMATION</b>	<b>1</b>
Quick Facts.....	1
Athletics Communications.....	2
Media Information.....	3
University Administration.....	4-5
Baylor Ballpark.....	6-7
2026 Schedule.....	8
2026 Roster.....	9
<b>PLAYERS</b>	<b>10</b>
Broadcast Roster.....	10-11
Players.....	12-26
<b>COACHES &amp; STAFF</b>	<b>27</b>
Head Coach Mitch Thompson.....	27-29
Assistant Coach Zach Dillon.....	30
Assistant Coach Sean Snedeker.....	31
Assistant Coach Jim Blair.....	32
Support Staff.....	33
<b>2025 REVIEW</b>	<b>34</b>
Overall Statistics.....	34
Results.....	35
Line Scores.....	36-44
Miscellaneous.....	45-46

<b>HISTORY</b>	<b>47</b>
Program History.....	47-52
All-Time Results.....	53-69
Yearly Records, Coaching Records.....	70
Baylor vs. Ranked Opponents.....	71-73
NCAA Postseason History.....	74
College World Series Appearances.....	75-77
NCAA Regional Appearances.....	78-81
Conference Championships.....	82-83
Conference Tournaments.....	84-86
No-Hitters, Cycles.....	87-88
All-Americans.....	89-91
Honors.....	92-98
Team Honors.....	98
Major League Baseball.....	99-102
All-Time Letterwinners.....	103-106
All-Time Lineups.....	107-111
Team Statistics.....	112-113
All-Time Series Records.....	114-115

<b>RECORDS</b>	<b>116</b>
Individual Batting Records.....	116-117
Individual Pitching Records.....	118-120
Individual Fielding Records.....	120
Batting Leaders.....	121-125
Yearly Batting Leaders.....	126-128
Pitching Leaders.....	129-134
Yearly Pitching Leaders.....	135-136
Fielding Leaders.....	137
Team Game Records.....	137
Team Season Records.....	138
NCAA Tournament Records.....	139
Big 12 Tournament Records.....	140
Baylor Ballpark Records.....	141
Conference Statistical Leaders.....	142
National Statistical Leaders.....	143

## QUICK FACTS

### UNIVERSITY

<b>Location:</b>	Waco, Texas
<b>Chartered:</b>	1845, by Republic of Texas
<b>Enrollment:</b>	19,858
<b>Conference:</b>	Big 12
<b>Colors:</b>	Green (PMS 560) & Gold (PMS 1235)
<b>Nickname:</b>	Bears
<b>Mascot:</b>	Indy & Belle (live Black Bears)
<b>President:</b>	Dr. Linda A. Livingstone
<b>Faculty Representative:</b>	Carson Mencken
<b>Director of Athletics:</b>	Doug McNamee
<b>Sport Administrator:</b>	Brent Ingram
<b>Athletic Department Phone:</b>	254.710.1234
<b>Ticket Information Phone:</b>	254.710.1000
<b>Stadium (capacity):</b>	Baylor Ballpark at Ferrell Field (5,000)
<b>Largest Crowd:</b>	5,911 (4/21/12 vs. Texas A&M)
<b>Dimensions:</b>	330-400-330
<b>Press Box Phone:</b>	254.754.5546

### BASEBALL HISTORY

<b>First Season:</b>	1902
<b>All-Time Record:</b>	2,469-1,846-12 (.572)
<b>All-Time Big 12 Record:</b>	382-368 (.509)
<b>Overall Postseason Record:</b>	45-45 (.500)
<b>NCAA Regional Appearances:</b>	21
<b>NCAA Super Regional Appearances:</b>	4
<b>CWS Appearances:</b>	3 (1977, 1978, 2005)
<b>Last NCAA Appearance:</b>	2019 (Los Angeles Regional)
<b>Conference Titles:</b>	5 (1923, 1966, 2000, 2005, 2012)
<b>Conference Tournament Titles:</b>	4 (1977, 1978, 1993, 2018)

### 2025 REVIEW

<b>2025 Overall Record:</b>	33-22
<b>2025 Big 12 Record (Finish):</b>	13-17 (10th)
<b>2025 Final Rankings:</b>	NR/NR/NR/NR/NR
<b>2025 Postseason:</b>	N/A

### 2026 PREVIEW

<b>Returning/Lost:</b>	20/21
<b>Position Starters Returning/Lost:</b>	3/6
<b>Starting Pitchers Returning/Lost:</b>	2/1
<b>Newcomers:</b>	17

### COACHING STAFF

<b>Head Coach:</b>	Mitch Thompson (Fort Hays State, 1988)
<b>Record at Baylor:</b>	75-88 (4th season)
<b>Division I Career Record:</b>	75-88 (4th season)
<b>Overall Career Record:</b>	447-226-1 (13th season)

#### Assistant Coaches:

Zach Dillon (4th season; Baylor, 2005)
Sean Snedeker (2nd season; Texas A&M, 1990)
Jim Blair (4th season; Baylor, 2000)

<b>Director of Operations:</b>	Darin Thomas
<b>Director of Player Development:</b>	Brian Furlong
<b>Associate Director of Ath. Performance:</b>	Daniel Darcy
<b>Athletics Trainer:</b>	Josh Barnhill
<b>Team Chaplains:</b>	Bob Johns, Byron Weathersbee
<b>Baseball Office Phone:</b>	254.710.3029
<b>Baseball Office Fax:</b>	254.710.3008

### ATHLETICS COMMUNICATIONS

<b>Baseball Contact:</b>	Max Calderone
<b>Cell Phone:</b>	254-265-1639
<b>E-mail:</b>	Max_Calderone@Baylor.edu
<b>BAC Office:</b>	1500 S. University Parks Dr. Waco, TX 76706
<b>Athletics Website:</b>	www.BaylorBears.com
<b>Social Media:</b>	@BaylorBaseball



# BASEBALL



# ATHLETICS COMMUNICATIONS



**BRENT INGRAM**  
Associate A.D.  
*Football,  
Men's Golf, Women's Golf*



**MAX CALDERONE**  
Director  
*Baseball, Football,  
Equestrian*



**MATT ROBERTS**  
Director  
*Volleyball, Softball,  
Acro & Tumbling, FB*



**JOSIE HUTTON**  
Associate Director  
*Men's Basketball,  
Football, Men's Tennis*



**COLIN PIRTLE**  
Associate Director  
*Women's Basketball,  
Soccer, Women's Tennis*



**JERRY HILL**  
Dir. of Sports Journalism  
*Cross Country,  
Track & Field*



**JOHN MORRIS**  
Associate A.D. for  
Broadcasting

## BAYLOR ATHLETICS COMMUNICATIONS

Second Floor, Simpson Center  
1500 South University Parks Drive, Waco, TX 76706  
Phone: 254-710-2743 | Fax: 254-710-1369  
Official Web Sites of Baylor Athletics  
[BaylorBears.com](http://BaylorBears.com)

### Social Media

"Like" on Facebook: [Facebook.com/BaylorAthletics](https://www.facebook.com/BaylorAthletics)  
Follow on Twitter: [Twitter.com/BaylorAthletics](https://twitter.com/BaylorAthletics)  
Follow on Instagram: [Instagram.com/BaylorAthletics](https://www.instagram.com/BaylorAthletics)

## STAFF DIRECTORY

**BRENT INGRAM** Associate AD for Communications  
**Responsibilities:** Football, Men's Golf, Women's Golf  
**Alma Mater:** Kentucky, 2006 | **Joined Baylor:** August 2022  
**Cell:** 210-845-8651 | **E-mail:** [Brent\\_Ingram@Baylor.edu](mailto:Brent_Ingram@Baylor.edu)

**MAX CALDERONE** Director  
**Responsibilities:** Baseball, Football, Equestrian  
**Alma Mater:** Baylor, 2019 | **Joined Baylor:** July 2020  
**Cell:** 254-265-1639 | **E-mail:** [Max\\_Calderone@Baylor.edu](mailto:Max_Calderone@Baylor.edu)

**MATT ROBERTS** Director  
**Responsibilities:** Volleyball, Softball, Acro & Tumbling, Football  
**Alma Mater:** Texas Tech, 2011 | **Joined Baylor:** September 2021  
**Cell:** 254-227-2280 | **E-mail:** [WM\\_Roberts@Baylor.edu](mailto:WM_Roberts@Baylor.edu)

**JOSIE HUTTON** Associate Director  
**Responsibilities:** Men's Basketball, Football, Men's Tennis  
**Alma Mater:** Mississippi State, 2022 | **Joined Baylor:** June 2024  
**Cell:** 254-709-7720 | **E-mail:** [Josie\\_Hutton@Baylor.edu](mailto:Josie_Hutton@Baylor.edu)

**COLIN PIRTLE** Associate Director  
**Responsibilities:** Women's Basketball, Soccer, Women's Tennis  
**Alma Mater:** Baylor, 2022 | **Joined Baylor:** May 2022  
**Cell:** 940-564-0351 | **E-mail:** [Colin\\_Pirtle1@Baylor.edu](mailto:Colin_Pirtle1@Baylor.edu)

**JERRY HILL** Director of Sports Journalism  
**Alma Mater:** North Texas, 1983 | **Joined Baylor:** August 2008  
**Cell:** 254-709-4994 | **E-mail:** [Jerry\\_Hill@Baylor.edu](mailto:Jerry_Hill@Baylor.edu)

**JOHN MORRIS** Associate AD for Broadcasting  
**Alma Mater:** Baylor, 1980 | **Joined Baylor:** 1987  
**Cell:** 254-709-9687 | **E-mail:** [John\\_Morris@Baylor.edu](mailto:John_Morris@Baylor.edu)

## STUDENT CONTACTS

**ZACH BABAJANOF-RUSTRIAN**  
**Responsibilities:** Equestrian  
**Cell:** 813-817-2451 | **E-mail:** [Zach\\_Babajanofrustr1@Baylor.edu](mailto:Zach_Babajanofrustr1@Baylor.edu)

**ELIOT JONES**  
**Responsibilities:** Acrobatics & Tumbling  
**Cell:** 512-579-6478 | **E-mail:** [Eliot\\_Jones1@Baylor.edu](mailto:Eliot_Jones1@Baylor.edu)

## MEDIA INFORMATION

### BAYLOR BALLPARK PRESS FACILITIES

Baylor Ballpark features one of the nation's top press facilities, comprised of the Jack D. Loftis press box and the Jarrell McCracken broadcast booths.

Press facilities at Baylor Ballpark are governed by the National Collegiate Baseball Writers Association and by Baylor Athletics Communications. A professional atmosphere will be maintained at all times. Cheering, clapping or loud talking inside the Jack D. Loftis press box will not be tolerated and are grounds for removal at the discretion of **Max Calderone**, Director of Athletics Communications and contact for Baylor Baseball.

### GAME DAY MEDIA SERVICES

Statistics, game notes and rosters are available at the upstairs elevator lobby. Telephones, stat monitors and work space also are available in the press box and in each broadcast booth. Box scores are distributed on the field prior to postgame interviews and also are available in the press box following the game.

### POSTGAME INTERVIEWS

Head coach **Mitch Thompson** and selected players will be available for interviews 10 minutes after the conclusion of all games. Thompson meets with media in front of the Baylor dugout after an interview with the Baylor Sports Network. Requests for postgame interviews with specific players should be made to **Max Calderone** by the end of the eighth inning. Baylor's clubhouse is closed to the media.

### ADDITIONAL INTERVIEWS

Head coach **Mitch Thompson** and student-athletes also will be available for interviews prior to practice on Thursdays at Baylor Ballpark. Baylor's Thursday practices usually start at 2:30 p.m. Interviews before a road trip on the travel day will be held at the team bus by the stadium. Monday is typically the team's off day.

Requests for pre-practice interviews with specific players and requests for additional interviews with **Thompson** should be made to **Max Calderone**, no less than 24 hours in advance.

### BAYLOR MEDIA INFORMATION

For media information, including photos, logos and video FTP information, please contact **Max Calderone** from the communications staff.

### BAYLOR VIDEO HIGHLIGHTS FTP SITE

Baylor provides broadcast-quality video of home game postgame highlights via FTP download. Contact Baylor Athletics Communications for more information.

### WEB-BASED MEDIA

Web-based media from sites affiliated with established, nationally recognized news-gathering organizations are eligible for media credentials. Online media with an emphasis on the recruitment of potential student-athletes (that meet the above qualification) can request one (1) credential for the purpose of writing a game/event recap.

Credentials will not be granted to any online agency operating sites that are in any way affiliated with gambling. Nor will credentials be granted to "fan-submitted" or un-edited sites that are not affiliated with an established news-gathering organization and/or sites whose sole entity is fan-generated message boards that allow the posting of anonymous comments.

### SOCIAL MEDIA

In addition to following the most up-to-date information on Baylor's Official Athletics Site, [www.BaylorBears.com](http://www.BaylorBears.com), the Baylor Athletics Communications office runs the Official Twitter feeds for Baylor Athletics (@BaylorAthletics) and Baylor Baseball (@BaylorBaseball).

### INCLEMENT WEATHER

Media will be informed as soon as possible should a game be delayed, postponed or cancelled due to inclement weather. Any changes to the schedule will be reflected on the Baylor Athletics website — [www.BaylorBears.com](http://www.BaylorBears.com) — as soon as possible. Game information will also be sent out on the @BaylorBaseball Twitter feed.

Fans and media who want to check on a game's status can do so by visiting @BaylorBaseball on Twitter.

### MEDIA CREDENTIALS

Working press and photographer credentials for Baylor home games are distributed at the discretion of Baylor Athletics Communications.

**All requests should be made in writing** by sports editors or sports directors of accredited media outlets on company letterhead or via account-verifiable e-mail. All requests should be made as early as possible and should be **limited to working press only**. **Requests made within 24 hours of the game may not be considered.**

All credential requests should be sent to: **Max Calderone**, Director of Athletics Communications (**E-Mail** [Max\\_Calderone@baylor.edu](mailto:Max_Calderone@baylor.edu); **FAX** 254.710.1369; **Mail** 1500 S. University Parks Dr., Waco, TX 76706).

Credentials may be picked up in the Athletics Communications Office located in the Highers Athletics Complex, or at press will call in the ticket office at Baylor Ballpark. Parking at Baylor Ballpark is limited. Credentialed media will be allowed to park in the premium parking area if credentials are shown upon entering the parking lot.

### PHOTOGRAPHER WELLS

Baylor Ballpark features four photographer wells for working credentialed media. These wells are located in the following areas: at the outfield end of each dugout, in the crow's nest atop the first-base grandstand and behind home plate just below the press box.

In accordance with NCAA regulations, **flash photography of any kind is strictly prohibited** at Baylor Ballpark.

### UNAUTHORIZED USE OF CREDENTIALS

Press credentials will be issued to working press only. Press credentials are not transferable and use by anyone other than members of the working press is unauthorized. Press credentials used in an unauthorized manner will be revoked immediately. News organizations allowing unauthorized individuals to use credentials will have their credentials revoked for the remainder of the year.



# UNIVERSITY PRESIDENT



**DR. LINDA A. LIVINGSTONE**  
UNIVERSITY PRESIDENT  
OKLAHOMA STATE, 1982

Linda A. Livingstone, Ph.D., is the 15th president of Baylor University, having served in that capacity since 2017. During her tenure as president, Dr. Livingstone oversaw the development and implementation of two strategic plans – Illuminate (2018-2023) and Baylor in Deeds (2024-present). These strategic plans have provided a foundation for Baylor’s aspiration to become America’s preeminent Christian research university. In addition, she led Give Light, the most successful comprehensive fundraising campaign in Baylor history. The campaign reached its fundraising goals well before its conclusion and raised over \$1.5 billion for Baylor University.

Enhancing the University’s academic enterprise while strengthening its Christian mission has been a key priority for Dr. Livingstone. As a result of her dynamic and collaborative leadership, Baylor was designated a Research 1 university in December 2021. Baylor is one of only a few R1 institutions with an explicit, primary identity as a Christian university.

Since Dr. Livingstone’s arrival, the University expanded its motto by adding Pro Mundo (For the World) to Pro Ecclesia, Pro Texana (For the Church, For Texas). The change reflects a reinvigorated and explicit emphasis on Baylor’s global impact. Through the generosity of the Baylor Family, Baylor has added more than 45 new endowed chairs to the faculty. The University has also renovated historic academic buildings and residence halls and built new facilities – including the Paul and Alejandra Foster Pavilion and the Mark and Paula Hurd Welcome Center – that have provided warm and inviting spaces for people to gather and deepen their connections to the University.

During Dr. Livingstone’s presidency, Baylor has cultivated an increasingly welcoming and nurturing community. Baylor was named one of the country’s top 10 Most Trusted Universities in consecutive surveys from 2022 and 2023 by national research firm Morning Consult. Morning Consult also named Baylor the second-most trusted university by parents and employers. In addition, Dr. Livingstone has led the implementation of recommendations from the Commission on Historic Campus Representations designed to create a physical environment on campus that tells the complete Baylor story.

During Dr. Livingstone’s tenure as president, Baylor has been named the top academic school in the Big 12 Conference, one of the top five universities in Texas, and one of the top 50 private universities in U.S. News & World Report’s annual college rankings. Each year since 2022, Baylor has been one of thirteen or fewer schools ranked in the top 30 for both undergraduate teaching and undergraduate research. Baylor has also risen in such categories as Learning Communities (#6) and First-year Experience (#7).

One of Dr. Livingstone’s deepest commitments is to strengthen Baylor’s Christian mission while maintaining the University’s historic Baptist roots. Data from the longitudinal Baylor Faith and Character Study have informed a number of changes on campus, including a redesign of our University Chapel program. Dr. Livingstone also commissioned a Spiritual Wellbeing Task Force that has developed new opportunities to nurture the faith of faculty and staff.

As an extension of her leadership on the Baylor campus, Dr. Livingstone previously chaired the NCAA Board of Governors and the American Council on Education Board. Currently, she is the lead independent director of the Board of Capital Southwest Industrials and serves on the Big 12 Conference Board of Directors, the Baylor College of Medicine Board of Trustees, and the Board of Independent Colleges and Universities of Texas.

Dr. Livingstone previously served as dean and professor of management at The George Washington University School of Business, as dean and professor of management at Pepperdine University’s Graziadio School of Business and Management, and as a tenured faculty member and associate dean of graduate programs at Baylor’s Hankamer School of Business.

A native of Perkins, Oklahoma, Dr. Livingstone played basketball at Oklahoma State University, where she earned a Bachelor of Science in economics and management, a Master of Business Administration, and a Doctor of Philosophy in management and organizational behavior. Her husband, Brad, a high school history teacher at Vanguard College Preparatory School, also played basketball at Oklahoma State. They have one daughter, Shelby, a former student-athlete at Rice University and graduate of Baylor’s George W. Truett Theological Seminary. Shelby serves as an Assistant Volleyball Coach at Baylor. She is married to Kyle Anema, head volleyball coach at McLennan Community College in Waco.

### BAYLOR UNIVERSITY PRESIDENTS

1846-51	Henry Lee Graves	1932-47	Pat M. Neff
1851-61	Rufus C. Burleson	1948-61	William R. White
1861-63	George W. Baines	1961-81	Abner Vernon McCall
1864-85	William Carey Crane	1981-95	Herbert H. Reynolds
1885-86	Reddin Andrews	1995-05	Robert B. Sloan, Jr.
1886-97	Rufus C. Burleson	2006-08	John M. Lilley
1899-1902	Oscar H. Cooper	2010-16	Kenneth W. Starr
1902-31	Samuel P. Brooks	2017-	Linda A. Livingstone

## VICE PRESIDENT / DIRECTOR OF ATHLETICS



**DOUG McNAMEE**

**VICE PRESIDENT / DIRECTOR OF ATHLETICS  
BAYLOR, 2003**

Two-time graduate **Doug McNamee** has been named the 19th Athletics Director in Baylor history on Dec. 8, 2025.

McNamee will serve as the Vice President and Director of Intercollegiate Athletics for the Bears, as announced by President Linda A. Livingstone.

McNamee returns to Baylor after successful stints as President of Waco-based Magnolia, the nationally recognized lifestyle and media company founded by Baylor alums Chip and Joanna Gaines, and most recently as President of the reimagined Field & Stream with country music superstars Eric Church and Morgan Wallen as investors. A two-time Baylor graduate, McNamee spent nearly a decade at his alma mater, rising to Senior Associate Athletics Director for External Affairs before departing in 2018 for the corporate sector.

“Doug’s familiarity with Baylor and his recent experience as the chief executive of two national lifestyle and media companies will serve him well as we prioritize increasing revenues, expanding external NIL opportunities for our student-athletes and growing our brand in this new era of college athletics while also engaging our passionate fanbase,” said Livingstone, who previously served as chair of the NCAA Board of Governors and of the Big 12 Board of Directors. “Doug is incredibly authentic and engaging, and he will connect with the entire Baylor Family, from our high-level donors to our Bear Foundation members and the Waco community. He fully embraces Baylor’s distinct Christian mission, and I look forward to working with him as he guides our student-athletes, coaches, staff and fans into the future.”

At Field & Stream, McNamee has led the revitalization of the iconic 154-year-old outdoor brand into a modern, multi-platform media and consumer lifestyle company. He guides all product, media, retail and content strategy while positioning the company for long-term, omni-channel growth. McNamee oversees the complete media and retail portfolio, including the return of the beloved print publication, creation of the 1871 Club membership program offering, and the pending launch of Field & Stream TV. He also spearheaded a transformational agreement with Tractor Supply Co. that accelerated growth across licensing and brand visibility.

Before joining Field & Stream, McNamee served as President of Magnolia, where he led commercial strategy across media, retail, hospitality, e-commerce and partnerships. He provided critical leadership in the business formation, deal structure and strategic terms that enabled the creation and rollout of the highly successful Magnolia Network.

“My connection to Baylor University runs deep, and its culture, history, and expectations have profoundly shaped my life,” McNamee said. “To now have the opportunity to serve as Vice President and Director of Athletics is incredibly humbling. I believe the breadth of my experiences has prepared me for this moment at Baylor and within the evolving landscape of college athletics. Stepping into corporate leadership allowed me to cultivate the entrepreneurial mindset, creativity, hunger, and financial discipline required to thrive in today’s environment and the one ahead. Returning to my alma mater in this capacity is a profound honor and responsibility. I do not take it lightly. Baylor has given me so much, and I am eager to serve our athletics department in a unified way that promotes and fulfills the distinctively unique mission of this great University. I look forward to working

alongside President Livingstone, my fellow vice presidents, our athletics programs, and the entire Baylor Family.”

In his previous stint at Baylor, McNamee was responsible for all major revenue-generating and brand-facing units – including fundraising, marketing, communications and premium ticketing. He also served on the search committee that brought former head football coach Matt Rhule to Baylor, and he played a key role in the fundraising, planning and opening of McLane Stadium over a decade ago.

McNamee began his career at IMG College, rising quickly to General Manager for Baylor’s multimedia portfolio, where he led sponsorship strategy, partnership development and revenue optimization.

McNamee is passionate about improving the fan experience – with a focus on gamedays – as well as expanding current and developing new revenue streams. He has negotiated and closed complex, high-value contracts with companies like Warner Bros. Discovery (Turner/HBO), Tractor Supply Co. and Amazon, underscoring his ability to structure and execute deals with significant strategic and financial impact. In addition, he is known for his commitment to building high-performing teams, surrounding himself with specialized talent and leading with integrity to ensure that expertise, collaboration and mission alignment remain at the center of every major initiative.

Originally from Lake Jackson, Texas, McNamee earned his bachelor’s degree in speech communications from Baylor in 2003. He went on to earn his master’s degree in sport management, also from Baylor, in 2005. As a student, McNamee worked for Baylor Baseball, Men’s Basketball, and Baylor Student-Athlete Services.

He is married to Lacy McNamee, Ph.D., a former tenured Baylor faculty member in the Department of Communication, and they have two daughters, Josie (10) and Maggie (8). The McNamee family resides in Woodway, where they attend Renew Church Waco.

### BAYLOR ATHLETICS DIRECTORS

1903-04	R.N. Watts	1971-80	Jack Patterson
1907-08	Luther Burleson	1980-92	Bill Menefee
1908-11	Enoch Mills	1992-93	Grant Teaff
1913-14	Norman Paine	1993-96	Dick Ellis
1914-20	Charles Mosley	1996-03	Tom Stanton
1920-26	Frank Bridges	2003-16	Ian McCaw
1927-40	Morley Jennings	2016-25	Mack Rhoades
1941-49	Ralph Wolf	2025-	Doug McNamee
1950-59	George Sauer		
1959-68	John Bridgers		
1968-71	Bill Henderson		



# BAYLOR BALLPARK

Newly-minted **Magnolia Field at Baylor Ballpark** sits along the beautiful banks of the Brazos River as one of college baseball's finest stadiums, celebrating its 28th year in 2026.

Thanks to the largest donation in program history from Waco-based and nationally recognized Baylor alumni Chip and Joanna Gaines, founders of the global lifestyle company Magnolia, Magnolia Field at Baylor Ballpark was introduced in January 2026.

The gift will name the field and support the program's anticipated capital projects around the ballpark, beginning with refreshed branding and signage and the main entrance, as well as a brand-new turf halo which proudly displays the stadium's new name.

Collegiate coaches named Baylor Ballpark the nation's No. 3 college baseball stadium in a 2003 Baseball America survey and a 2017 survey done by D1Baseball.com named Baylor Ballpark the best in the Big 12.

Baylor Ballpark is a beautiful facility constructed of red brick and exposed green steel beams, which complement the attractive architecture already found on the Baylor campus. The stadium was designed to ensure outstanding sightlines and comfort for fans, as well as meet the needs of the country's finest college baseball players.

Four entrances into the main grandstand, plus an additional ramp for disabled fans, lead to 3,200 chairback seats, including 650 field level seats in 42 separate boxes. Approximately 70 percent of the stadium seating is covered by an awning for protection from the sun or rain. New chairbacks were installed for the 2009 season.

The latest addition was the installation of a 24'-by-68.4' videoboard in the spring of 2024, making Baylor Ballpark's score features completely digital. The Daktronics videoboard has a 13HD video display on a 560x1596 pixel screen with the capabilities for instant replay, video highlights and more.

New in 2017 was the Jack Ward Pitching Lab, which is located below the first base grandstand. The \$220,000 and 4,000 square foot project was completed in November ahead of the 2018 campaign. The state-of-the-art pitching facility is one of a kind among all college baseball programs, featuring turf, two mounds, five motion capture cameras and software to display advanced metrics and biomechanics to improve every facet of what goes into making a great pitcher.

The two-level Jack Loftis Press Box is fully air conditioned and carpeted, with radio booths for both home and visiting teams, as well as a television booth. A VIP box with theatre-style seating for 12, two restrooms and a concession area also are part of the press box structure. Specially designed accordion-style windows allow a completely unobstructed view when open.

The Steve Macko Locker Room received a facelift prior to the 2019 season. The 1,200-plus square feet contain 35 custom-built ash lockers and as of January 2019 received a renovation that updated the design, graphics and overall feel of the locker room. It boasts the latest technology in television and stereo equipment. Located under the main grandstand, the locker room has direct access to the third base dugout.

2019 also saw the renovation of the park to include a state-of-the-art recruiting lounge that showcases Baylor's storied history in baseball, along with the addition of a nutrition space specifically for baseball student-athletes to keep their bodies fueled and primed to perform at their best.

The training room is located across the hall from the locker room, and is equipped with an ice machine, taping tables, and whirlpool areas. The equipment room is furnished with storage cabinets for uniforms and equipment and equipped with a washer/dryer area for on-site laundry.

Baylor Ballpark also houses the coaches' offices inside the stadium. Located on the third base side with windows facing the concourse, it houses the head coach's office, two offices for assistant coaches, a reception area, conference room and restroom.

The novelty store is located adjacent to the office suite with public entrance from the concourse. A beautiful glass entrance leads into the store, which carries authentic Baylor Baseball apparel and other items.

The Mickey Sullivan Room is a 1,200-square-foot room on the first-base side of the stadium used as a team meeting area and study lounge. It is equipped with a restroom of its own, as well as a countertop and sink area for food preparation. The room also serves as a trophy room and pre- and postgame meal area.

The indoor hitting cages are housed near the right field foul line. The

large area (2,800 square feet) is completely surfaced, heated, and cooled. Two full-length cages are available for players' use.

Additional facilities within Baylor Ballpark include locker room facilities for both coaches and umpires, additional seating for 1,000 down the left field line and a beautiful elevated terrace down the right field line. The main concession areas and restroom facilities are located on the concourse just inside the main gate. Additional concessions are located on the third base concourse.

Despite being in just its first season and still under construction, Baylor Ballpark played host to an NCAA Regional and then an NCAA Super Regional in 1999.

The Bears took full advantage of playing at home, sweeping through the regional with wins over Eastern Illinois and Minnesota in their first two games. When the Golden Gophers fought through the loser's bracket to face Baylor again in the championship game, the Bears' bats came alive with one of the top performances in team history, scoring 22 runs to beat Minnesota and advance to the Super Regional.

Big 12 rival Oklahoma State came to Waco for that match-up. The underdog Cowboys took the first game in a slugfest, 18-11, but Baylor bounced back to claim the second game 17-7. The Bears then carried a lead late into game three before faltering and falling 6-2. Baylor Ballpark has hosted a total of four NCAA Regionals (1999, 2000, 2005, 2012) and three NCAA Super Regionals (1999, 2005, 2012).

Nine of Baylor Ballpark's top 30 crowds have come during NCAA postseason play. In 2012, Baylor Ballpark saw a record crowd of 5,911 for a Saturday night win against second-ranked Texas A&M. In 2012, a school-record 126,947 fans attended the Bears' 40 home games. Baylor Ballpark has ranked in the top 30 nationally or better in average attendance in 19 of 27 seasons, and has seen more than two million fans walk through its gates.

In the long history of varsity baseball at Baylor, the Bears have called only four fields home for any extended period of time.

Carroll Field was the baseball team's first home. Located on the Baylor campus approximately where the Student Union Building sits today, Carroll Field was home to both the baseball and football teams.

In later years, the Bears played their home games at a pair of city fields in Katy Park and Dutton Street Park. The Bears moved back and forth between the two fields, at times playing whole seasons at one field and at other years playing in both parks during the same season.

Beginning in 1960, Baylor played exclusively at Dutton Street Park. That field remained Baylor's home until 1977, when Baylor returned to campus with the opening of Ferrell Field. A 1,700-seat facility, Ferrell Field served as home for the Bears through the 1998 season.

Construction on Baylor Ballpark began following the 1998 season. The new structure was built around the existing field. As work ran behind schedule, however, it became apparent that the ballpark would not be completed in time for the start of the 1999 season. The Bears played their first four home games that season at McLennan Community College in Waco before moving into Baylor Ballpark for good. For the rest of the year, players and fans battled construction as the park continued to be worked upon. The park was completed in time for the 2000 season and was dedicated in 2001.

## BAYLOR BALLPARK QUICK FACTS

<b>First Season:</b> 1999
<b>Capacity:</b> 5,000
<b>Largest Game Crowd:</b> 5,911 vs. Texas A&M (April 21, 2012)
<b>Largest 3-Game Series Crowd:</b> 15,104 vs. Arkansas (June 9-11, 2012)
<b>Largest Total Season Attendance:</b> 126,947 (2012)
<b>Largest Average Season Attendance:</b> 3,255 (2012)
<b>OF Wall Dimensions:</b> 330-400-330
<b>Games:</b> 846
<b>Record:</b> 569-277
<b>Best Season Record:</b> 34-6 (2012)
<b>NCAA Regionals:</b> 4 (1999, 2000, 2005, 2012)
<b>NCAA Super Regionals:</b> 3 (1999, 2005, 2012)
<b>NCAA Postseason Record:</b> 14-8



# BAYLOR BALLPARK ATTENDANCE

## ALL-TIME LARGEST CROWDS

	DATE	OPPONENT	SCORE	W/L	ATT.
1.	4/21/12	Texas A&M	1-0	W	5,911
2.	4/17/04	Texas	6-7	L	5,602
3.	4/13/06	Texas	6-7	L	5,313
4.	3/17/07	Texas	2-14	L	5,281
5.	4/22/06	Texas A&M	4-1	W	5,173
6.	6/11/12	Arkansas**	0-1	L	5,059
7.	6/10/12	Arkansas**	4-5	L	5,038
8.	6/9/12	Arkansas**	8-1	W	5,007
9.	5/17/12	Texas	16-5	W	4,889
10.	4/22/12	Texas A&M	7-5	W	4,887
11.	4/21/00	Texas	6-5	W	4,876
12.	6/5/99	Oklahoma State**	17-7	W	4,856
13.	5/2/09	Texas	11-19	L	4,812
14.	4/19/08	Texas A&M	1-11	L	4,794
15.	6/6/99	Oklahoma State**	2-6	L	4,776
16.	4/20/02	Texas A&M	6-5	W	4,720
17.	3/28/03	Texas A&M	2-7	L	4,717
18.	6/4/99	Oklahoma State**	11-18	L	4,675
19.	3/24/07	Texas Tech	7-8	L	4,540
20.	4/5/03	Texas	7-13	L	4,531
21.	3/18/07	Texas	3-8	L	4,508
22.	4/13/13	Oklahoma	1-3	L	4,468
23.	4/27/07	Texas A&M	7-12	L	4,444
24.	6/12/05	Clemson**	7-1	W	4,424
25.	6/4/12	Dallas Baptist*	8-2	W	4,423
26.	4/30/10	Texas	2-4	L	4,409
27.	4/21/07	Missouri	11-14	L	4,398
28.	6/11/05	Clemson**	2-4	L	4,383
29.	3/20/05	Texas	4-3	W	4,353
30.	4/27/13	Texas	1-0	W	4,295
31.	5/30/99	Minnesota*	22-6	W	4,287
32.	5/26/00	Texas State*	0-6	L	4,275
33.	6/4/05	UTSA*	8-3	W	4,225
34.	3/16/09	Texas A&M	8-7	W	4,224
35.	5/12/01	Texas Tech	2-1	W	4,176
36.	3/19/05	Texas	9-1	W	4,148
37.	5/29/99	Minnesota*	6-4	W	4,146
38.	4/21/01	Texas	12-2	W	4,132
39.	4/22/01	Texas	16-6	W	4,128
40.	4/25/09	Oklahoma	4-12	L	4,085
41.	4/6/03	Texas	3-11	L	4,048
42.	5/13/05	Texas A&M	10-9	W	4,030
43.	3/4/00	Texas A&M	10-4	W	4,023

**Midweek Record:** 3,721 vs. UT Arlington (2/15/05, L 6-9)

\* - NCAA Regional

\*\* - NCAA Super Regional

## LARGEST THREE-DATE SERIES

	DATE	OPPONENT	ATT.
1.	6/9-11/12	Arkansas**	15,104
2.	6/4-6/99	Oklahoma State**	14,307
3.	6/11-13/05	Clemson**	12,587
4.	4/26-4/28/13	Texas	11,573
5.	5/11-13/01	Texas Tech	10,940
6.	3/23-25/07	Texas Tech	10,752
7.	4/12-4/14/13	Oklahoma	10,698
8.	4/7-9/06	Oklahoma State	10,516
9.	4/20-22/07	Missouri	10,468
10.	3/20-22/09	Texas Tech	10,242
11.	4/4-6/08	Kansas	10,059
12.	4/24-26/09	Oklahoma	9,929
13.	5/14-16/03	Texas Tech	9,778

## LARGEST TWO-DATE SERIES

	DATE	OPPONENT	ATT.
1.	4/21-22/12	Texas A&M	10,798
2.	3/17-18/07	Texas	9,789
3.	4/22-23/06	Texas A&M	9,085
4.	4/20-21/02	Texas A&M	8,736
5.	5/2-3/09	Texas	8,670
6.	4/5-6/03	Texas	8,579
7.	4/19-20/08	Texas A&M	8,531

## YEARLY ATTENDANCE

NCAA		NCAA				
YEAR	DATES	TOTAL	RANK	AVG.	RANK	REC.
1999	35	64,490	17	1,743	21	29-6
	at MCC	4	1,343	—	336	— 3-1
	at BB	31	63,147	—	1,857	— 26-5
2000	33	85,479	15	2,757	13	26-7
2001	34	89,811	13	2,806	9	22-12
2002	31	86,509	18	2,883	15	25-6
2003	30	85,620	20	3,057	11	21-9
2004	35	90,693	20	2,748	19	20-15
2005	36	109,621	16	3,045	17	25-11
2006	34	96,427	18	3,013	16	27-7
2007	33	101,791	17	3,180	16	23-10
2008	31	95,027	21	3,065	18	21-10
2009	32	90,261	20	2,911	21	20-12
2010	36	89,804	22	2,641	24	26-10
2011	30	80,671	27	2,689	25	16-14
2012	40	126,947	12	3,255	18	34-6
2013	27	77,572	28	2,873	18	17-10
2014	30	78,679	26	2,622	28	20-10
2015	28	65,631	30	2,343	30	16-12
2016	32	74,735	29	2,335	29	16-16
2017	31	71,008	33	2,290	33	20-11
2018	26	56,754	37	2,183	33	19-7
2019	31	61,414	32	1,981	33	25-6
2020	10	17,726	34	1,773	31	5-5
2021	29	35,227	24	1,215	22	23-7
2022	32	54,522	38	1,704	42	20-12
2023	35	68,457	35	1,955	39	17-19
2024	33	57,358	45	1,738	49	17-16
2025	33	60,976	43	1,848	49	22-11
<b>Totals</b>	<b>846</b>	<b>2,075,229</b>		<b>2,453</b>		<b>569-277</b>



# 2026 SCHEDULE

DAY	DATE	OPPONENT	LOCATION	TIME (CT)
Fri.	Feb. 13	New Mexico State	Waco, Texas	4:00 p.m.
Sat.	Feb. 14	New Mexico State	Waco, Texas	2:00 p.m.
Sun.	Feb. 15	New Mexico State	Waco, Texas	1:00 p.m.
Tues.	Feb. 17	Texas State	Waco, Texas	4:00 p.m.
Fri.	Feb. 20	vs. Oregon State <sup>#</sup>	Round Rock, Texas	6:00 p.m.
Sat.	Feb. 21	vs. Purdue <sup>#</sup>	Round Rock, Texas	12:00 p.m.
Sun.	Feb. 22	vs. Southern Miss <sup>#</sup>	Round Rock, Texas	3:00 p.m.
Tues.	Feb. 24	Stephen F. Austin	Waco, Texas	4:00 p.m.
Fri.	Feb. 27	vs. Ole Miss <sup>&amp;</sup>	Houston, Texas	3:05 p.m.
Sat.	Feb. 28	vs. Texas <sup>&amp;</sup>	Houston, Texas	7:05 p.m.
Sun.	March 1	vs. UTSA <sup>&amp;</sup>	Houston, Texas	6:05 p.m.
Tues.	March 3	at Tarleton State	Stephenville, Texas	6:00 p.m.
Fri.	March 6	Air Force	Waco, Texas	6:30 p.m.
Sat.	March 7	Air Force	Waco, Texas	2:00 p.m.
Sun.	March 8	Air Force	Waco, Texas	1:00 p.m.
Tues.	March 10	Sam Houston	Waco, Texas	6:30 p.m.
Fri.	March 13	West Virginia*	Waco, Texas	6:30 p.m.
Sat.	March 14	West Virginia*	Waco, Texas	2:00 p.m.
Sun.	March 15	West Virginia*	Waco, Texas	11:00 a.m.
Tues.	March 17	Kansas State	Waco, Texas	6:30 p.m.
Fri.	March 20	at Oklahoma State*	Stillwater, Okla.	6:00 p.m.
Sat.	March 21	at Oklahoma State*	Stillwater, Okla.	6:00 p.m.
Sun.	March 22	at Oklahoma State*	Stillwater, Okla.	1:00 p.m.
Tues.	March 24	Incarnate Word	Waco, Texas	6:30 p.m.
Fri.	March 27	at Houston*	Houston, Texas	6:30 p.m.
Sat.	March 28	at Houston*	Houston, Texas	6:30 p.m.
Sun.	March 29	at Houston*	Houston, Texas	1:00 p.m.
Tues.	March 31	Tarleton State	Waco, Texas	6:30 p.m.
Thurs.	April 2	BYU*	Waco, Texas	6:30 p.m.
Fri.	April 3	BYU*	Waco, Texas	6:30 p.m.
Sat.	April 4	BYU*	Waco, Texas	1:00 p.m.
Tues.	April 7	at UT Arlington	Arlington, Texas	6:00 p.m.
Fri.	April 10	at Cincinnati*	Cincinnati, Ohio	5:00 p.m.
Sat.	April 11	at Cincinnati*	Cincinnati, Ohio	2:00 p.m.
Sun.	April 12	at Cincinnati*	Cincinnati, Ohio	11:00 a.m.
Tues.	April 14	UTSA	Waco, Texas	6:30 p.m.
Fri.	April 17	TCU*	Waco, Texas	6:30 p.m.
Sat.	April 18	TCU*	Waco, Texas	2:00 p.m.
Sun.	April 19	TCU*	Waco, Texas	1:00 p.m.
Tues.	April 21	at Sam Houston	Huntsville, Texas	6:00 p.m.
Fri.	April 24	at Arizona State*	Tempe, Ariz.	8:30 p.m.
Sat.	April 25	at Arizona State*	Tempe, Ariz.	8:30 p.m.
Sun.	April 26	at Arizona State*	Tempe, Ariz.	3:00 p.m.
Tues.	April 28	UT Arlington	Waco, Texas	6:30 p.m.
Fri.	May 1	Texas Tech*	Waco, Texas	6:30 p.m.
Sat.	May 2	Texas Tech*	Waco, Texas	2:00 p.m.
Sun.	May 3	Texas Tech*	Waco, Texas	1:00 p.m.
Tues.	May 5	at Texas State	San Marcos, Texas	6:00 p.m.
Fri.	May 8	UCF*	Waco, Texas	6:30 p.m.
Sat.	May 9	UCF*	Waco, Texas	2:00 p.m.
Sun.	May 10	UCF*	Waco, Texas	1:00 p.m.
Thurs.	May 14	at Utah*	Salt Lake City, Utah	7:00 p.m.
Fri.	May 15	at Utah*	Salt Lake City, Utah	7:00 p.m.
Sat.	May 16	at Utah*	Salt Lake City, Utah	2:00 p.m.
Tues.-Sat.	May 19-23	Big 12 Championship <sup>1</sup>	Surprise, Ariz.	
Fri.-Mon.	May 29-June 1	NCAA Regionals <sup>§</sup>	Campus Sites	
Fri.-Mon.	June 5-8	NCAA Super Regionals <sup>§</sup>	Campus Sites	
Thurs.-Mon.	June 11-22	NCAA College World Series <sup>§</sup>	Omaha, Neb.	

All times central and subject to change • Home games in **bold** • \*Big 12 Conference game  
<sup>#</sup>Round Rock Classic (Dell Diamond) • <sup>&</sup>Bruce Bolt College Classic (Daikin Park) • <sup>1</sup>Big 12 Championship (Surprise Stadium)  
<sup>§</sup>NCAA Championships (CWS hosted at Charles Schwab Field)  
 -- BaylorBears.com • On Social Media: @BaylorBaseball



## 2026 ROSTER

## NUMERICAL

No.	Name	Pos.	B/T	Ht.	Wt.	YR-Exp at BU.	Hometown / Previous School
0	Dylan Perez	OF	L/L	6-0	168	FR-1st Year	Boerne, Texas / Boerne HS
1	TJ Woodson	INF	R/R	5-11	177	FR-1st Year	Waco, Texas / Midway HS
2	Brytton Clements	INF	R/R	6-2	179	R-FR-2nd Year	Laredo, Texas / Alexander HS
3	Cade Dodson	INF	L/R	5-9	161	SO-1st Year	Gunter, Texas / Gunter HS / UT Arlington
4	JJ Kennett	C	R/R	5-10	161	JR-2nd Year	Mandeville, La. / Ridge Point [Texas] HS / Dallas Baptist
5	Pearson Riebock	INF/OF	L/R	6-0	178	SO-2nd Year	Rockwall, Texas / Rockwall HS
6	Travis Sanders	INF	R/R	6-2	193	R-JR-2nd Year	Copperas Cove, Texas / Copperas Cove HS / Texas Tech
8	Cole Lanclos	INF/OF/RHP	R/R	5-10	172	FR-1st Year	Montgomery, Texas / Concordia Lutheran HS
9	Brady Janusek	OF	R/R	6-4	204	FR-1st Year	Argyle, Texas / Liberty Christian HS
10	Brayden Bergman	RHP	R/R	6-1	214	R-FR-2nd Year	Parker, Texas / Plano East HS
11	Tyce Armstrong	1B	R/R	6-4	228	R-SR-1st Year	Magnolia, Texas / Magnolia HS / UT Arlington
12	Mason Green	LHP	R/L	6-4	212	JR-3rd Year	Cypress, Texas / Cy Woods HS
13	Robert De La Garza	INF	R/R	5-11	192	JR-1st Year	Eagle Pass, Texas / Eagle Pass HS / Odessa College
14	Cade Hansen	RHP	R/R	6-3	192	SR-1st Year	New Braunfels, Texas / Smithson Valley HS / Wisc-Whitewater
15	Brayden Buchanan	C	R/R	6-2	214	R-SO-3rd Year	Austin, Texas / Vandegrift HS
16	Hunter Snow	OF	L/R	6-3	201	R-FR-2nd Year	Carmel, Ind. / Carmel HS
18	Keegan Deihl	RHP	L/R	6-3	213	FR-1st Year	Mars, Pa. / Pine Richland HS
19	Caldwell McFaddin	INF/RHP	R/R	6-1	220	FR-1st Year	Magnolia, Texas / Magnolia West HS
20	Cash McDade	C	R/R	5-11	206	FR-1st Year	Fairfax, Va. / Gonzaga College HS
22	Bo Caraway	OF	L/R	5-10	150	FR-1st Year	Cypress, Texas / Cy-Fair HS
23	Ty Johnson	OF	L/R	5-11	179	5SR-3rd Year	Flower Mound, Texas / Marcus HS / McLennan CC
24	Cade Waibel	RHP	R/R	6-4	218	JR-1st Year	Austin, Texas / Round Rock HS / McLennan CC
26	Zack Wallace	RHP	R/R	5-10	189	SO-1st Year	Monroe Township, N.J. / Monroe Township HS / Rowan-Gloucester
27	Luke McLeod	INF/RHP	R/R	6-1	206	FR-1st Year	Sour Lake, Texas / Hardin-Jefferson HS
29	Luke DeVasher	RHP	R/R	5-10	190	JR-1st Year	Mansfield, Texas / Mansfield Legacy HS / Tyler JC
30	Charlie Atkinson	RHP	R/R	6-5	220	JR-1st Year	Katy, Texas / Cinco Ranch HS / Dallas Baptist
32	Caleb Bergman	OF	R/R	5-9	176	SR-4th Year	Parker, Texas / Plano East HS
33	Cayden Baker	RHP	L/R	5-11	201	R-FR-2nd Year	Olive Branch, Miss. / Lewisburg HS
36	Ethan Calder	LHP	L/L	5-11	186	SR-4th Year	Austin, Texas / Lake Travis HS
42	Camden Clewett	RHP	R/R	5-11	221	SO-2nd Year	Montgomery, Texas / Montgomery HS
45	John Youens	1B	L/L	6-3	201	R-SO-3rd Year	Waco, Texas / Bosqueville HS
46	Grayson Murry	RHP	S/R	6-5	219	SR-2nd Year	Tyler, Texas / Brook Hill HS / Tyler JC
48	Lucas Davenport	RHP	R/R	6-6	230	R-JR-2nd Year	Prosper, Texas / Prosper HS / Blinn College
49	Stefan Stahl	LHP	L/L	6-2	186	SR-2nd Year	Richardson, Texas / J.J. Pearce HS / McLennan CC
52	Caleb Bunch	RHP	R/R	6-5	216	5SR-2nd Year	Keller, Texas / Covenant Christian Academy / Northwestern State
63	Jake Kolkhorst	RHP	R/R	6-2	199	R-SR-2nd Year	Brenham, Texas / Brenham HS / Blinn College
89	RJ Ruais	LHP	L/L	6-1	205	JR-3rd Year	Celina, Texas / Celina HS

## COACHING STAFF:

<b>Head Coach:</b>	25 Mitch Thompson (Fort Hays State, 1988; 4th Season)
<b>Hitting Coach:</b>	21 Zach Dillon (Baylor, 2005; 4th Season)
<b>Pitching Coach:</b>	55 Sean Snedeker (Texas A&M, 1990; 2nd Season)
<b>Assistant Coach:</b>	40 Jim Blair (Baylor, 2000; 4th Season)
<b>Dir. of Operations:</b>	Darin Thomas (Oklahoma Christian, 1989; 4th Season)
<b>Dir. of Player Development:</b>	Brian Furlong (Iowa, 2007; 4th Season)
<b>Assoc. Dir. of Ath. Performance:</b>	Daniel Darcy (Canisius, 2008; 2nd Season)
<b>Athletic Trainer:</b>	Josh Barnhill (Texas State, 2017; 6th Season)

## PRONUNCIATIONS:

Ethan CALDER	CALL-der	Cole LANCIOS	LAN-closs
BRYTTON Clements	BRY-ton	Luke McLEOD	muh-CLOUD
Keegan DEIHL	Deal	Pearson RIEBOCK	REE-bock
Lule DEVASHER	Duh-VAY-zhur	RJ RUAIS	ROO-ay
Brady JANUSEK	JAN-you-sek	STEFAN STAHL	Stuh-FAHN Stall
JJ KENNETT	KEN-it	Cade WAIBEL	WHY-bull
Jake KOLKHORST	KOLK-horst	John YOUENS	YOU-ens

## ALPHABETICAL


No.	Name	Pos.	YR-Exp.
11	Tyce Armstrong	1B	R-SR-5th
30	Charlie Atkinson	RHP	JR-3rd
33	Cayden Baker	RHP	R-FR-2nd
10	Brayden Bergman	RHP	R-FR-2nd
32	Caleb Bergman	OF	SR-4th
15	Brayden Buchanan	C	R-SO-3rd
52	Caleb Bunch	RHP	5SR-5th
36	Ethan Calder	LHP	SR-4th
22	Bo Caraway	OF	FR-1st
2	Brytton Clements	INF	R-FR-2nd
42	Camden Clewett	RHP	SO-2nd
48	Lucas Davenport	RHP	R-JR-4th
13	Robert De La Garza	INF	JR-3rd
29	Luke DeVasher	RHP	JR-3rd
18	Keegan Deihl	RHP	FR-1st
3	Cade Dodson	INF	SO-2nd
12	Mason Green	LHP	JR-3rd
14	Cade Hansen	RHP	SR-4th
9	Brady Janusek	OF	FR-1st
23	Ty Johnson	OF	5SR-5th
4	JJ Kennett	C	JR-3rd
63	Jake Kolkhorst	RHP	R-SR-5th
8	Cole Lanclos	INF/OF/RHP	FR-1st
20	Cash McDade	C	FR-1st
19	Caldwell McFaddin	INF/RHP	FR-1st
27	Luke McLeod	INF/RHP	FR-1st
46	Grayson Murry	RHP	SR-2nd
0	Dylan Perez	OF	FR-1st
5	Pearson Riebock	INF/OF	SO-2nd
89	RJ Ruais	LHP	JR-3rd
6	Travis Sanders	INF	R-JR-4th
16	Hunter Snow	OF	R-FR-2nd
49	Stefan Stahl	LHP	SR-4th
24	Cade Waibel	RHP	JR-3rd
26	Zack Wallace	RHP	SO-2nd
1	TJ Woodson	INF	FR-1st
45	John Youens	1B	R-SO-3rd

YR - Athletic Year

EXP - Total years of college baseball



# BROADCAST ROSTER



**#11 Tyce Armstrong**  
1B • R-Sr. (1st Year at BU)  
R/R • 6-4 • 228  
Magnolia, Texas  
(UT Arlington)




**#30 Charlie Atkinson**  
RHP • Jr. (1st Year at BU)  
R/R • 6-5 • 220  
Katy, Texas  
(Dallas Baptist)




**#33 Cayden Baker**  
RHP • R-Fr. (2nd Year at BU)  
L/R • 5-11 • 201  
Olive Branch, Miss.  
(Lewisburg HS)



**#10 Brayden Bergman**  
RHP • R-Fr. (2nd Year at BU)  
R/R • 6-1 • 214  
Parker, Texas  
(Plano East HS)




**#32 Caleb Bergman**  
OF • Sr. (4th Year at BU)  
R/R • 5-9 • 176  
Parker, Texas  
(Plano East HS)



**#15 Brayden Buchanan**  
C • R-So. (3rd Year at BU)  
R/R • 6-2 • 214  
Austin, Texas  
(Vandegrift HS)



**#52 Caleb Bunch**  
RHP • 5Sr. (2nd Year at BU)  
R/R • 6-5 • 216  
Keller, Texas  
(Northwestern State)



**#36 Ethan Calder**  
RHP • Sr. (4th Year at BU)  
L/L • 5-11 • 186  
Austin, Texas  
(Lake Travis HS)




**#22 Bo Caraway**  
OF • Fr. (1st Year at BU)  
L/R • 5-10 • 150  
Cypress, Texas  
(Cy-Fair HS)




**#2 Brytton Clements**  
INF • R-Fr. (2nd Year at BU)  
R/R • 6-2 • 179  
Laredo, Texas  
(Alexander HS)



**#42 Camden Clewett**  
RHP • So. (2nd Year at BU)  
R/R • 5-11 • 221  
Montgomery, Texas  
(Montgomery HS)



**#48 Lucas Davenport**  
RHP • R-Jr. (2nd Year at BU)  
R/R • 6-6 • 230  
Prosper, Texas  
(Blinn College)



**#13 Robert De La Garza**  
INF • Jr. (1st Year at BU)  
R/R • 5-11 • 192  
Eagle Pass, Texas  
(Odessa College)



**#29 Luke DeVasher**  
RHP • Jr. (1st Year at BU)  
R/R • 5-10 • 190  
Mansfield, Texas  
(Tyler JC)




**#18 Keegan Deihl**  
RHP • Fr. (1st Year at BU)  
L/R • 6-3 • 213  
Mars, Pa.  
(Pine Richland HS)




**#3 Cade Dodson**  
INF • So. (1st Year at BU)  
L/R • 5-9 • 161  
Gunter, Texas  
(UT Arlington)



**#12 Mason Green**  
LHP • Jr. (3rd Year at BU)  
R/L • 6-4 • 212  
Cypress, Texas  
(Cy Woods HS)



**#14 Cade Hansen**  
RHP • Sr. (1st Year at BU)  
R/R • 6-3 • 192  
New Braunfels, Texas  
(Wisc-Whitewater)



**#9 Brady Janusek**  
OF • Fr. (1st Year at BU)  
R/R • 6-4 • 204  
Argyle, Texas  
(Liberty Christian HS)



**#23 Ty Johnson**  
OF • 5Sr. (3rd Year at BU)  
L/R • 5-11 • 179  
Flower Mound, Texas  
(McLennan CC)




**#4 JJ Kennett**  
C • Jr. (2nd Year at BU)  
R/R • 5-10 • 161  
Mandeville, La.  
(Dallas Baptist)



**#63 Jake Kolkhorst**  
RHP • R-Sr. (2nd Year at BU)  
R/R • 6-2 • 199  
Brenham, Texas  
(Blinn College)




**#8 Cole Lanclos**  
INF/OF/RHP • Fr. (1st Year at BU)  
R/R • 5-10 • 172  
Montgomery, Texas  
(Concordia Lutheran HS)



**#20 Cash McDade**  
C • Fr. (1st Year at BU)  
R/R • 5-11 • 206  
Fairfax, Va.  
(Gonzaga College HS)

# BROADCAST ROSTER



#19 Caldwell McFaddin

INF/RHP • Fr. (1st Year at BU)  
R/R • 6-1 • 220  
Magnolia, Texas  
(Magnolia West HS)



#27 Luke McLeod

INF/RHP • Fr. (1st Year at BU)  
R/R • 6-1 • 206  
Sour Lake, Texas  
(Hardin-Jefferson HS)



#46 Grayson Murry

RHP • Sr. (2nd Year at BU)  
S/R • 6-5 • 219  
Tyler, Texas  
(Tyler JC)



#0 Dylan Perez

OF • Fr. (1st Year at BU)  
L/L • 6-0 • 168  
Boerne, Texas  
(Boerne HS)




#5 Pearson Riebock

INF/OF • So. (2nd Year at BU)  
L/R • 6-0 • 178  
Rockwall, Texas  
(Rockwall HS)



#89 RJ Ruais

LHP • Jr. (3rd Year at BU)  
L/L • 6-1 • 205  
Celina, Texas  
(Celina HS)




#6 Travis Sanders

INF • R-Jr. (2nd Year at BU)  
R/R • 6-2 • 193  
Copperas Cove, Texas  
(Texas Tech)




#16 Hunter Snow

OF • R-Fr. (2nd Year at BU)  
L/R • 6-3 • 201  
Carmel, Ind.  
(Carmel HS)



#49 Stefan Stahl

LHP • Sr. (2nd Year at BU)  
L/L • 6-2 • 186  
Richardson, Texas  
(McLennan CC)



#24 Cade Waibel

RHP • Jr. (1st Year at BU)  
R/R • 6-4 • 218  
Austin, Texas  
(McLennan CC)



#26 Zack Wallace

RHP • So. (1st Year at BU)  
R/R • 5-10 • 189  
Monroe Township, N.J.  
(Rowan-Gloucester)



#1 TJ Woodson

INF • Fr. (1st Year at BU)  
R/R • 5-11 • 177  
Waco, Texas  
(Midway HS)



#45 John Youens

1B • R-So. (3rd Year at BU)  
L/L • 6-3 • 201  
Waco, Texas  
(Bosqueville HS)



Mitch Thompson

Head Coach  
Fort Hays State, 1988  
4th Season



Zach Dillon

Assistant Coach  
Baylor, 2005  
4th Season



Sean Snedeker

Assistant Coach  
Texas A&M, 1990  
2nd Season



Jim Blair

Assistant Coach  
Baylor, 2000  
4th Season



Darin Thomas

Director of Operations  
Oklahoma Christian, 1989  
4th Season



Brian Furlong

Director of Player Development  
Iowa, 2007  
4th Season



**11**  
**TYCE ARMSTRONG**

**1B • R/R • 6-4 • 228 • R-SR. • 1ST YEAR AT BU**  
**MAGNOLIA, TEXAS (MAGNOLIA HS)**  
**UT ARLINGTON**

**CAREER HONORS:**

- All-WAC Second Team DH - 2025
- 2x Academic All-WAC

**2022-25 (UT Arlington):** Hit .297 with 17 home runs and 87 RBIs across three seasons at UTA ... An All-WAC Second Team Designated Hitter in 2025 after posting .319 average and hitting a career-high 12 home runs ... Drove in 46 runs and scored 46 himself ... Slugged .556 with 13 doubles in addition to his dozen homers ... Logged 19 multi-hit games and drove in at least two runs 14 times ... Went 4-for-6 and hit a home run in two games against Baylor in 2025 ... Hit .241 with four home runs and 25 RBIs as a redshirt sophomore in 2024 ... In 24 games, batted .354 as a redshirt freshman with one home run and 16 RBIs ... Did not play as a true freshman in 2022 ... A two-time WAC All-Academic Team member.

**HIGH SCHOOL:** Prepped at Magnolia High School where he posted a career .395 batting average and 1.230 OPS ... Was a first-team all-district third baseman.

**PERSONAL:** Son of Patty and Kenny Armstrong ... Has a brother, Dylan, and a sister, Katie ... Mother, Patty, was a national champion diver at the University of Texas ... Father, Kenny, dove at the University of Texas, is in the UT Swimming and Diving Hall of Fame, and twice competed in the Olympics ... Graduated with a degree in business management from UT Arlington ... Currently pursuing a master's in sports management.

**ARMSTRONG'S CAREER STATISTICS**

YEAR	GP/GS	AVG	R	H	2B	3B	HR	RBI	BB	HBP	SO	SB/ATT
2022*	DID NOT PLAY											
2023*	24/22	.354	13	29	5	0	1	16	9	1	13	0-1
2024*	47/47	.241	21	40	4	0	4	25	16	10	43	1-1
2025*	54/53	.319	46	66	13	0	12	46	25	11	38	0-1
<b>CAREER</b>	<b>125/122</b>	<b>.297</b>	<b>80</b>	<b>135</b>	<b>22</b>	<b>0</b>	<b>17</b>	<b>87</b>	<b>50</b>	<b>22</b>	<b>94</b>	<b>1-3</b>

\*at UT Arlington



**30**  
**CHARLIE ATKINSON**

**RHP • R/R • 6-5 • 220 • JR. • 1ST YEAR AT BU**  
**KATY, TEXAS (CINCO RANCH HS)**  
**DALLAS BAPTIST**

**2024-25 (Dallas Baptist):** Made just one appearance for the Patriots in 2025, tossing an inning and allowing one earned run on two hits with a strikeout ... Posted a 2-0 record and a 4.25 ERA as a true freshman at DBU in 2024 ... Made 20 appearances, including two starts ... Struck out 23 batters and walked 18 in 36 innings ... Opposing hitters batted .236 against him ... Only allowed two of his 15 inherited runners to score on the year ... Collected one save in his final outing of 2024, tossing three scoreless frames and fanning two at Middle Tennessee ... Earned his first-career win in collegiate debut against SEMO on Feb. 18, 2024, with 1.1 scoreless innings ... Picked up win number two against Oklahoma in his second appearance, going 2.1 scoreless with two punchouts.

**HIGH SCHOOL:** Prepped at Cinco Ranch High School where he was named the District MVP in 2023 after leading the Cougars to a district title ... Was tabbed a first-team all-state selection and an all-area utility player as a junior ... Garnered academic all-district praise in 2021.

**PERSONAL:** Son of Erica and Ben Atkinson, who both played collegiate tennis ... Has two sisters, Sophie and Ella ... Sister, Sophie, runs track at Texas ... Majoring in business.

**ATKINSON'S CAREER STATISTICS**

YEAR	GP/GS	ERA	W-L	CG	SHO	SV	IP	H	R	ER	BB	SO	AVG	WP	HBP
2024*	20/2	4.25	2-0	0	0-1	1	36.0	29	17	17	18	23	.236	5	11
2025*	1/0	9.00	0-0	0	0-0	0	1.0	2	1	1	0	1	.400	0	0
<b>CAREER</b>	<b>21/2</b>	<b>4.38</b>	<b>2-0</b>	<b>0</b>	<b>0-1</b>	<b>1</b>	<b>37.0</b>	<b>31</b>	<b>18</b>	<b>18</b>	<b>18</b>	<b>24</b>	<b>.242</b>	<b>5</b>	<b>11</b>

\*at Dallas Baptist



**33**  
**CAYDEN BAKER**

**RHP • L/R • 5-11 • 201 • R-FR. • 2ND YEAR AT BU**  
**OLIVE BRANCH, MISS. (LEWISBURG HS)**

**2025 (FRESHMAN):** Missed the 2025 season due to injury ... Redshirted to retain eligibility.

**High School:** Right-handed pitcher ... Three-year letterwinner at Lewisburg High School under head coach Rusty Cagle in Olive Branch, Miss. ... Led Patriots to 2023 state championship title and No. 11 ranking in the nation by Perfect Game ... Posted a 5-0 record in senior season with 68 strikeouts in 52.2 innings pitched ... Named a First-Team All-District selection and was a state All-Star ... Owns a career 1.32 ERA and 11-1 record across 95.2 IP with 126 strikeouts entering his senior season ... Named to Mississippi's Dandy Dozen ... Member of PBR Mississippi 2023 All-State Team ... Named Second-Team All-State in 2023 by Mississippi Coaches ... Garnered Pitcher of the Week honors on March 6, 2023 ... Student Body President at LHS ... Member of National Honor Society.

**Personal:** Son of Paula and the late Stephen Baker ... Has an older sister, Chloe ... Majoring in health, kinesiology and leisure studies with a minor in business.

## PLAYERS



10

**BRAYDEN BERGMAN**RHP • R/R • 6-1 • 214 • R-FR. • 2ND YEAR AT BU  
PARKER, TEXAS (PLANO EAST HS)


**2025 (FRESHMAN):** Made one relief appearance after missing time due to injury ... Made collegiate debut on March 9 vs. Loyola Marymount, striking out two in a scoreless inning of relief.

**High School:** Right-handed pitcher ... Prepped at Plano East High School under head coach Tommy Sparks in Parker, Texas ... Struck out 20 in nine innings of limited action, as season was cut short due to injury ... Also hit .330 with a pair of home runs, 32 RBIs and eight stolen bases ... Unanimous First-Team All-District pitcher ... Volunteers with Keeper of the Game.

**Personal:** Son of Jennifer and Brett Bergman ... Father, Brett, played baseball at Baylor (1995-98) ... Older brother, Caleb, is a senior outfielder for the Bears ... Majoring in communication.

**B. BERGMAN'S CAREER STATISTICS**

YEAR	GP/GS	ERA	W-L	CG	SHO	SV	IP	H	R	ER	BB	SO	AVG	WP	HBP
2025	1/0	0.00	0-0	0	0-0	0	1.0	0	0	0	1	2	.000	0	1
<b>CAREER</b>	<b>1/0</b>	<b>0.00</b>	<b>0-0</b>	<b>0</b>	<b>0-0</b>	<b>0</b>	<b>1.0</b>	<b>0</b>	<b>0</b>	<b>0</b>	<b>1</b>	<b>2</b>	<b>.000</b>	<b>0</b>	<b>1</b>



32

**CALEB BERGMAN**OF • R/R • 5-9 • 176 • SR. • 4TH YEAR AT BU  
PARKER, TEXAS (PLANO EAST HS)**CAREER HONORS:**

- Academic All-Big 12 Team - 2025
- Dr. Gerald Lage Academic Award - 2025
- 2024 Academic All-Big 12 First Team

**2025 (JUNIOR):** Played in 25 games with all appearances coming off the bench, primarily as a defensive replacement or pinch runner ... Hit .222 (2-for-9) in limited action at the plate ... Stole a base and scored a run against SFA (2/25) ... Hit his first-career home run, a pinch-hit blast, against UT Arlington (3/25) ... Singled and scored at Texas Tech (4/12) ... Did not commit an error in six chances in the outfield ... Earned prestigious Dr. Gerald Lage Academic Award, the Big 12's highest academic honor ... Named to Academic All-Big 12 Team.

**2024 (SOPHOMORE):** Played in 30 games, primarily as a defensive replacement and pinch runner ... Made 13 starts, including 10 in left field and three in center field ... Hit .255 with two RBIs ... Recorded 12 hits, including one double ... Scored nine runs and stole five bases ... Had two hits and scored two runs against Oral Roberts (3/1) ... Produced first double and RBI of year against UTSA (3/26) ... Tallied career-high three hits against Incarnate Word (4/5) ... Logged pair of hits at Oklahoma (5/10) ... Academic All-Big 12 First Team selection.

**2023 (FRESHMAN):** Played in 45 games and made 27 starts, all in center field ... Hit .234 on the year and drove in 12 runs ... Racked up 21 hits, including three doubles, and scored 16 runs ... Tallied four multi-hit and three multi-RBI games ... Made his Baylor debut against Central Michigan (2/19) as a pinch runner ... Logged his first-career at-bat at Duke (2/25) ... Tallied his first-career hit, a two-run double, vs. Youngstown State (3/3) ... Produced a go-ahead, pinch-hit RBI single against Sam Houston (3/21) and initiated a 8-6-2-5 relay double play in wild victory over the Bearkats ... Took over the starting CF role at Oklahoma State (3/24) ... Had two hits in each of the first two games in Stillwater against the Cowboys (3/24-25) ... Scored the game-winning run against Texas (4/15) that was overturned by replay to help BU upset the 12th-ranked Longhorns in walk-off fashion ... Drove in two runs in each of the last two games of UT series (4/15-16).

**High School:** Four-year letterwinner at Plano East High School ... 2022 First-Team Academic All-State honoree ... Three-time First-Team All-District outfielder ... Third-Team All-State selection ... Named a MaxPreps All-American outfielder ... Hit .342 with five RBIs in just 14 games as a senior in 2022 ... Also scored 11 runs and stole five bases ... Hit .353 in junior season for the Panthers with 26 runs scored, 12 RBIs and 17 stolen bases ... Hit .330 in summer 2021 with two home runs, 32 RBIs, 20 stolen bases and 32 runs scored for the Dallas Tigers ... Played club ball alongside teammate Walker Polk ... Earned a spot on the 2021 WWBA All-Tournament Team ... Three-time team captain and two-time team MVP ... Three-time Academic All-District honoree ... Earned AP Scholar with Distinction award.

**Personal:** Son of Jennifer and Brett Bergman, both Baylor alumni ... Younger brother, Brayden, is a redshirt freshman on the Baylor baseball team ... Father, Brett, played baseball at Baylor (1995-98) ... Majoring in finance.

**C. BERGMAN'S CAREER STATISTICS**

YEAR	GP/GS	AVG	R	H	2B	3B	HR	RBI	BB	HBP	SO	SB/ATT
2023	45/27	.223	16	21	3	0	0	12	8	2	29	0-1
2024	30/13	.255	9	12	1	0	0	2	8	1	8	5-5
2025	25/0	.222	4	2	0	0	1	1	0	1	6	1-1
<b>CAREER</b>	<b>100/40</b>	<b>.233</b>	<b>29</b>	<b>35</b>	<b>4</b>	<b>0</b>	<b>1</b>	<b>15</b>	<b>16</b>	<b>4</b>	<b>43</b>	<b>6-7</b>



**15**  
**BRAYDEN BUCHANAN**

**C • R/R • 6-2 • 214 • R-SO • 3RD YEAR AT BU**  
**AUSTIN, TEXAS (VANDEGRIFT HS)**

**2025 (SOPHOMORE):** Redshirted to retain eligibility.

**2024 (FRESHMAN):** Played in 23 games and made 12 starts, including six at catcher, two at first base and four as the designated hitter ... Hit .159 (7-for-44) on the year ... Recorded seven hits, including one double and one triple ... Scored six runs and stole two bases ... Made his Baylor debut on 2/18 against Tennessee and logged his first-career hit ... Notched first-career two-hit game, including a double and triple, against Sam Houston (4/23).

**High School:** Four-year letterwinner at Vandegrift High School in Austin, Texas ... Missed majority of senior season due to injury ... Hit .355 with three doubles and a home run in limited action ... Was named First-Team All-District and 6A All-State Elite Team selection ... Hit .361 with two home runs, 34 RBIs, 16 doubles, four triples and five stolen bases as a junior in 2022 ... Caught 23 baserunners stealing and picked off another eight ... Named a 2022 THSCA All-State Honorable Mention ... 2022 First-Team All-District catcher as a junior ... 2021 Second-Team All-District catcher as a sophomore ... Three-time Academic All-District selection ... Voted Vandegrift's Team MVP in 2022, also a team captain ... Three-time Perfect Game Preseason Rawlings Texas Region All-American ... Also a three-year varsity letterman football player ... Was named the overall All-District MVP as a junior quarterback in 2021 ... 2020 All-District Honorable Mention ... Holds five school passing records ... Member of National Honor Society.

**Personal:** Son of Ann and Merchant Buchanan, both Baylor graduates ... Has a sister, Ainsley ... Mother, Ann, played softball at Baylor ... Majoring in biology.

**BUCHANAN'S CAREER STATISTICS**

YEAR	GP/GS	AVG	R	H	2B	3B	HR	RBI	BB	HBP	SO	SB/ATT
2024	23/12	.159	6	7	1	1	0	0	8	2	11	2-2
2025	DID NOT PLAY											
<b>CAREER</b>	<b>23/12</b>	<b>.159</b>	<b>6</b>	<b>7</b>	<b>1</b>	<b>1</b>	<b>0</b>	<b>0</b>	<b>8</b>	<b>2</b>	<b>11</b>	<b>2-2</b>



**52**  
**CALEB BUNCH**

**RHP • R/R • 6-5 • 216 • 5SR • 2ND YEAR AT BU**  
**KELLER, TEXAS (COVENANT CHRISTIAN ACADEMY)**  
**NORTHWESTERN STATE**

**2025 (SENIOR):** Made 20 relief appearances, the second-most on the team ... Went 2-0 on the year and posted a 3.23 ERA ... Also earned two saves ... Fanned 30 batters and walked just eight in 39 innings ... Worked nine scoreless and five hitless outings ... Recorded multiple strikeouts seven times ... Pitched three or more innings seven times ... Made his Baylor debut on Opening Day against Youngstown State (2/14) with three-inning save ... Fanned three in two innings against UTSA (2/18) ... Worked a season-high four innings with four strikeouts against Kansas State (3/21) ... Matched his season best with four strikeouts against Houston (4/5) and earned the win with three scoreless innings ... Collected another three-inning save at Texas Tech (4/12) ... Gathered his second win of the year at UCF (5/16) after throwing 3.2 frames of one-run baseball.

**2024 (Northwestern State):** Senior right-handed pitcher ... Second-Team All-Southland Conference reliever in 2024 ... Made 17 relief appearances in 2024, posting a 2-1 record and 2.58 ERA across 45.1 innings pitched ... Collected four saves ... Struck out 40 batters and walked just 16 ... Worked 13 outings of at least two innings, including a season-high five vs. Lamar on May 23 ... Had at least two strikeouts in 12 of his 17 appearances ... Did not allow two or more earned runs in any of his outings, aside from season-high three in five-inning relief appearance vs. Lamar on May 23.

**2022-2023 (Ranger College):** In 2023, went 7-2, striking out 76 hitters in 77.2 innings pitched ... Added one save against McLennan CC in sophomore season ... In 2022, posted a 3-3 record and 3.99 ERA for the Rangers across 26 relief appearances ... Collected four saves and struck out 45 batters in 49.2 innings.

**High School:** A two-year letterwinner at Keller High School and Covenant Christian Academy ... Named the District Newcomer of the Year, Pitcher of the Year, First-Team All-State and All-District as a senior in 2021 at Covenant Christian ... Also was a three-year letterwinner in basketball, earning All-District and Newcomer of the Year Honors.


**Personal:** Native of Keller, Texas ... Son of Davney and Brandon Bunch ... Has two sisters, Ellary and Abby ... Majoring in corporate communication.

**BUNCH'S CAREER STATISTICS**

YEAR	GP/GS	ERA	W-L	CG	SHO	SV	IP	H	R	ER	BB	SO	AVG	WP	HBP
2022	RANGER COLLEGE														
2023	RANGER COLLEGE														
2024*	17/0	2.58	2-1	0	0-1	4	45.1	33	15	13	16	40	.194	0	1
2025	20/0	3.23	2-0	0	0-1	2	39.0	35	16	14	8	30	.235	0	3
<b>CAREER</b>	<b>37/0</b>	<b>2.88</b>	<b>4-1</b>	<b>0</b>	<b>0-2</b>	<b>6</b>	<b>84.1</b>	<b>68</b>	<b>31</b>	<b>27</b>	<b>24</b>	<b>70</b>	<b>.213</b>	<b>0</b>	<b>4</b>

\*at Northwestern State

## PLAYERS



36

**ETHAN CALDER**LHP • L/L • 5-11 • 186 • SR. • 4TH YEAR AT BU  
AUSTIN, TEXAS (LAKE TRAVIS HS)**CAREER HONORS:**

- Big 12 Pitcher of the Week - Feb. 17, 2025
- Academic All-Big 12 Team - 2025
- 2024 All-Big 12 Honorable Mention Relief Pitcher
- 2024 Academic All-Big 12 First Team

**2025 (JUNIOR):** Made all 15 starts for the Bears, primarily on Friday nights ... Went 3-6 with a 5.18 ERA across career-high 73 innings on the bump ... Struck out 64 and walked just 18 ... Ranked 8th in the Big 12 with 3.56 strikeout-to-walk ratio ... Placed fourth in the league with 2.22 BB/9 ... Made six starts with at least five strikeouts ... Logged three quality starts ... Led team with seven starts of at least five innings pitched with three earned runs or fewer ... Threw one of the most dominant Opening Day outings in program history, becoming the first Bear to strike out 13 or more in a single game since Logan Verrett fanned 14 in 2011 ... Named the Big 12 Co-Pitcher of the Week on Feb. 17 following his Opening Day performance against the Penguins ... Kept his hot start to the season rolling with wins in three of his first four starts ... Pitched a career-high seven scoreless innings against Gonzaga (2/21) ... Earned the win against LMU (3/7) with five-inning, three-run performance, adding five strikeouts ... Notched his second quality start of the year at Texas Tech (4/11) after throwing six innings of one-run baseball with three strikeouts ... Moved to Sunday role in late April ... Added a quality start against Oklahoma State (5/10) with six innings of two-run ball with six strikeouts ... Named to Academic All-Big 12 Team.

**2024 (SOPHOMORE):** An All-Big 12 Honorable Mention selection in 2024 as a relief pitcher ... Made 21 appearances on the mound, including three starts ... Posted a 5-3 record with a 3.23 ERA across 55.2 innings of work ... Struck out 41 batters and walked 12 ... Recorded 12 scoreless relief appearances, including two separate scoreless streaks of six games each ... Had nine relief appearances of at least two innings, including season-high 6.1 vs. TCU (5/4) ... Earned first-career save against Oral Roberts (3/2), throwing the final four innings of the ballgame without allowing a run and posting one of his three four-strikeout games on the year ... Extended scoreless innings streak to 13.2 against Texas (3/22) ... Earned the win at Texas (3/22) after throwing four hitless innings in relief in dramatic 4-3 victory in extra innings ... Picked up the win vs. Cincinnati (3/29) after throwing three innings ... Won third-straight appearance with two scoreless frames against HCU (4/2) ... Matched season-best four strikeouts against UT Arlington, collecting fourth win (4/16) ... Lowered his season ERA to 1.67 after 1.2 scoreless innings against Kansas (4/19) ... Made first-career start against West Virginia (4/28) ... Threw career-high 6.2 innings of relief against TCU (5/4) ... Set career-high seven innings pitched against UCF, earning fifth win of season in third-career start (5/17) ... Academic All-Big 12 First Team selection.

**2023 (FRESHMAN):** Played in 27 games, including 22 relief appearances on the mound and made three starts in the lineup, including one in left field and two as the DH ... Posted a 3-0 record with a 6.89 ERA across 32.2 innings of work ... Struck out 30 batters and walked just 11 ... Went 1-for-10 at the plate, with first-career hit coming against Rice (3/14) ... Logged nine multi-strikeout efforts, seven scoreless appearances and one hitless outing on the mound ... Made his collegiate debut against Central Michigan (2/18), throwing two scoreless innings of relief and striking out four ... Went 2.1 innings against Youngstown State (3/5) and earned his first-career win ... Logged his first-career hit, an RBI single, vs. Rice (3/14) ... Went 3.1 innings on the mound at Kansas (4/2) ... Earned the win against Oklahoma (4/6) after 2.1 relief innings with two strikeouts ... Bridged the late innings vs. Texas (4/15) with 4.1 frames in relief, striking out a career-high five batters ... Four of his final six appearances were scoreless ... Earned his third win of the year in regular-season finale vs.

CSU Bakersfield (5/20).

**High School:** Four-year letterwinner at Lake Travis High School in Austin, Texas ... Two-time First-Team All-District selection ... Named Utility Player of the Year in 2022 ... 2021 state quarterfinalist with the Cavaliers ... Hit .336 with two home runs and 32 RBIs as a senior in 2022 ... Also scored 29 runs ... Added a 7-0 record and a 0.97 ERA with 67 strikeouts across 50.2 innings pitched ... Hit .340 with 19 RBIs and seven stolen bases as a junior in 2021 ... Added a 5-1 record and 1.30 ERA in 39 innings pitched with 50 strikeouts ... Hit .410 in summer 2021 with 35 RBIs over 105 at-bats, with 1.08 ERA and 70 strikeouts across 45 innings pitched ... Voted Team MVP for the 2021 season ... Voted Team Offensive Player of the Year in 2020 ... A/B Honor Roll member.

**Personal:** Son of Carole and John Calder, both Baylor alumni ... Has two siblings, Bryce and Kate ... Grandfather, Billy, played football at Baylor ... Majoring in management and entrepreneurship.

**CALDER'S CAREER STATISTICS**

YEAR	GP/GS	ERA	W-L	CG	SHO	SV	IP	H	R	ER	BB	SO	AVG	WP	HBP
2023	22/0	6.89	3-0	0	0-0	0	32.2	49	26	25	11	30	.360	3	2
2024	21/3	3.23	5-3	0	0-0	2	55.2	50	22	20	12	41	.248	0	2
2025	15/15	5.18	3-6	0	0-1	0	73.0	75	45	42	18	64	.264	0	3
<b>CAREER</b>	<b>58/18</b>	<b>4.85</b>	<b>11-9</b>	<b>0</b>	<b>0-1</b>	<b>2</b>	<b>161.1</b>	<b>174</b>	<b>93</b>	<b>87</b>	<b>41</b>	<b>135</b>	<b>.280</b>	<b>3</b>	<b>7</b>



PLAYERS



22

**BO CARAWAY**

OF • L/R • 5-10 • 150 • FR. • 1ST YEAR AT BU  
CYPRESS, TEXAS (CY-FAIR HS)

**HIGH SCHOOL:** A three-year letterwinner at Cy-Fair High School in Cypress, Texas, for head coach Billy Hardin ... Helped the Bobcats to back-to-back district titles and a regional finals appearance in 2024 ... Batted .409 as a senior in 2025 with four doubles, three triples, two home runs and 27 RBIs ... Swiped 33 bags and scored 45 runs ... Hit .385 as a junior in 2024 and drove in 27 runs ... Led Texas 6A baseball with 47 stolen bases, a school record, in 2024 ... Named to the All-Greater Houston Team ... A multi-time team captain ... Member of National Honor Society.

**PERSONAL:** Son of Jamie and Brandon Caraway ... Has three sisters, Peyton Mac, Ryker and Charlie ... Father, Brandon, was an All-American college baseball player at University of Houston and played professionally with the Philadelphia Phillies and Houston Astros organizations ... Majoring in communication.



2

**BRYTTON CLEMENTS**

INF • R/R • 6-2 • 179 • R-FR. • 2ND YEAR AT BU  
LAREDO, TEXAS (ALEXANDER HS)

**2025 (FRESHMAN):** Redshirted to retain eligibility.

**High School:** Four-year letterwinner at John B. Alexander High School under head coach Fernando Lemus in Laredo, Texas ... Hit .387 with one home run, 13 RBIs and 19 stolen bases as in senior season ... Named 2023 and 2024 All-City Offensive Player of the Year ... 2024 6A Second Team All-State shortstop ... 2024 First-Team All-District shortstop ... Reached district championship game in each year of prep career with the Bulldogs and won the 2022 title ... 2024 Academic All-State ... Held a 4.0 grade-point average.

**Personal:** Son of Jannette and Scott Clements ... Majoring in business.



42

**CAMDEN CLEWETT**

RHP • R/R • 5-11 • 221 • SO. • 2ND YEAR AT BU  
MONTGOMERY, TEXAS (MONTGOMERY HS)

**CAREER HONORS**

- Academic All-Big 12 Rookie Team - 2025

**2025 (FRESHMAN):** Made five relief appearances and logged a 6.23 ERA ... Struck out three in 4.1 innings pitched ... Made collegiate debut against Youngstown State (2/15) ... Picked up first-career strikeouts against Tarleton State (3/4) in 1.1 scoreless frames ... Also pitched scoreless innings against Sam Houston (3/11) and at Texas State (3/18) ... Named to Academic All-Big 12 Rookie Team.

**High School:** Right-handed pitcher ... Four-year letterwinner who played two seasons at Servite High School in Anaheim, Calif., before moving to Montgomery High School in Montgomery, Texas, to play for head coach Michael Starkey ... Hit .350, including four home runs and 25 RBIs, as designated hitter in 2024 ... Posted a 4-2 record with a 2.80 ERA and struck out 32 batters across 32 innings of work in 2023 before undergoing Tommy John Surgery ... Named District 21-5A Second-Team All-District performer ... Was voted a team captain at MHS ... Member of National Honor Society.

**Personal:** Son of Allison and Brandon Clewett ... Has two brothers, Wyatt and Dean ... Majoring in finance and entrepreneurship.

CLEWETT'S CAREER STATISTICS															
YEAR	GP/GS	ERA	W-L	CG	SHO	SV	IP	H	R	ER	BB	SO	AVG	WP	HBP
2025	5/0	6.23	0-0	0	0-0	0	4.1	2	3	3	5	3	.133	2	1
<b>CAREER</b>	<b>5/0</b>	<b>6.23</b>	<b>0-0</b>	<b>0</b>	<b>0-0</b>	<b>0</b>	<b>4.1</b>	<b>2</b>	<b>3</b>	<b>3</b>	<b>5</b>	<b>3</b>	<b>.133</b>	<b>2</b>	<b>1</b>

## PLAYERS



48

## LUCAS DAVENPORT

RHP • R/R • 6-6 • 230 • R-JR. • 2ND YEAR AT BU  
PROSPER, TEXAS (PROSPER HS)  
BLINN COLLEGE

## CAREER HONORS

- CSC Academic All-District - 2025

**2025 (REDSHIRT SOPHOMORE):** Ate up innings as a bulk reliever for the Bears, throwing 42.1 frames across 16 relief appearances ... Went 4-2 with a 4.25 ERA ... Struck out 34 and walked just 12 ... Logged four scoreless appearances and one hitless outing ... Struck out at least two batters in 12 of his 16 appearances ... Made Division I debut against Youngstown State (2/15) and struck out two in 1.1 innings ... Worked a season-best four scoreless innings against Gonzaga (2/22) and earned the win ... Fanned a season-high four in consecutive outings against Ohio State (3/1) and LMU (3/8) ... Picked up his second win of the year against the Lions (3/8) with 3.2 frames of one-run ball ... Did not allow a run across two appearances against Houston (4/4-6) in weekend series against Cougars ... Got the win at TCU (4/27) after throwing 3.2 scoreless innings of relief with two strikeouts ... Picked up a win at UCF (5/15) after going three innings, allowing three runs on six hits without a walk and adding a strikeout ... Named to College Sports Communicators Academic All-District Team.

**2024 (Blinn College):** Redshirt sophomore right-handed pitcher ... Led Blinn College to 2024 NJCAA National Championship ... Named the tournament's Most Outstanding Pitcher ... Earned Region 14 All-Conference First Team honors ... Made 19 appearances including 16 starts at Blinn and posted a 3.75 ERA across 103.1 innings ... Went 10-2 with 86 strikeouts and 23 walks ... Made 15 starts of at least five innings, allowed three earned runs or fewer 15 times and struck out five or more nine times ... Pitched a complete game against Northwest Florida State in the national title game, throwing 135 pitches and striking out eight without allowing a walk.

**2023 (Texas A&M):** Redshirted.

**High School:** Was a four-year letterwinner at Prosper High School under head coach Scott Holder ... Named District Co-MVP and First-Team All-State with a 9-2 record, 93 strikeouts and 0.90 ERA across 77 innings pitched as a senior in 2022 ... Earned First-Team All-District and Honorable Mention All-State honors as a junior with a 7-3 record, 75 strikeouts and 0.72 ERA in 68 innings ... Went 1-0 with a 1.07 ERA and 17 strikeouts in 13 innings in sophomore campaign ... Compiled a 6-1 record with a 1.10 ERA and 42 strikeouts in 38 innings as freshman.

**Personal:** Native of Prosper, Texas ... Son of Lauren and Mays Davenport ... Has three siblings, Pearson, Logan and Aubrey ... Majoring in finance.

## DAVENPORT'S CAREER STATISTICS

YEAR	GP/GS	ERA	W-L	CG	SHO	SV	IP	H	R	ER	BB	SO	AVG	WP	HBP
2023*															
2025	16/0	4.25	4-2	0	0-0	0	42.1	47	29	20	12	34	.269	2	0
<b>CAREER</b>	<b>16/0</b>	<b>4.25</b>	<b>4-2</b>	<b>0</b>	<b>0-0</b>	<b>0</b>	<b>42.1</b>	<b>47</b>	<b>29</b>	<b>20</b>	<b>12</b>	<b>34</b>	<b>.269</b>	<b>2</b>	<b>0</b>

\*at Texas A&M



13

## ROBERT DE LA GARZA

INF • R/R • 5-11 • 192 • JR. • 1ST YEAR AT BU  
EAGLE PASS, TEXAS (EAGLE PASS HS)  
ODESSA COLLEGE

**2024-25 (Odessa College):** Led team with a .415 batting average in 2025 ... Was named a JUCO All-American ... Earned Region 5 All-Conference honors ... Racked up 88 hits, including 39 for extra bases with an eye-popping 26 doubles, seven triples and six home runs in 2025 ... Drove in 51 runs and scored 68 ... Swiped 20 bases and was caught stealing just five times ... Saw limited action as a freshman in 2024, posting a .389 batting average in just eight games ... Drove in two runs and scored twice in rookie campaign.

**HIGH SCHOOL:** Prepped at Eagle Pass High School, where he was an all-state performer, District MVP and an all-conference selection.

**PERSONAL:** Son of Toni and Robert De La Garza ... Has a brother, Renato, and sister, Rashed ... Majoring in health, kinesiology and leisure studies.



29

## LUKE DEVASHER

RHP • R/R • 5-10 • 190 • JR. • 1ST YEAR AT BU  
MANSFIELD, TEXAS (MANSFIELD LEGACY HS)  
TYLER JC

**2024-25 (Tyler JC):** Posted a career 2.22 ERA across 27 appearances in two seasons at TJC ... Earned first-team all-conference nod as a reliever ... Went 1-1 in nine relief appearances as a sophomore in 2025, logging a 2.21 ERA in 20.1 innings of work ... Struck out 17 and walked just five ... Also earned one save ... Made 18 appearances, including one start, as a freshman in 2024 and went 4-2 on the year ... Worked to a 2.23 ERA in rookie campaign with 38 strikeouts and 21 walks in 36.1 innings ... Also earned one save in 2024.

**HIGH SCHOOL:** Prepped at Mansfield Legacy High School where he was an all-district pitcher and voted the team's most valuable pitcher.

**PERSONAL:** Son of Sharyl and Neil DeVasher ... Has two sisters, Morgan and Lily ... Majoring in corporate communication.



18

## KEEGAN DEIHL

RHP • L/R • 6-3 • 213 • FR. • 1ST YEAR AT BU  
MARS, PA. (PINE RICHLAND HS)

**HIGH SCHOOL:** A four-year letterwinner at Pine Richland High School in Gibsonia, Pa., for head coach Kurt Wolfe ... Led the Rams to three-consecutive section 6A championships from 2022-24 ... Sported a career 1.56 ERA and 20-1 record during prep career ... Racked up 164 strikeouts in 134 innings of work ... Garnered 2025 first-team all-section and second-team all-state honors ... 2024 first-team all-conference selection ... 2023 second-team all-conference pick.

**PERSONAL:** Son of Holly and Luke Deihl ... Has a brother, Eli ... Majoring in finance.

# PLAYERS



## 3 CADE DODSON

INF • L/R • 5-9 • 161 • SO. • 1ST YEAR AT BU  
GUNTER, TEXAS (GUNTER HS)  
UT ARLINGTON


**2025 (UT Arlington):** Hit .324 as a freshman at UTA with 69 hits, including 16 doubles, one triple and five home runs ... Drove in 28 runs and scored 45 ... Also stole 16 bases ... Posted 21 multi-hit games for the Mavericks, including 10 games with three or more knocks.

**HIGH SCHOOL:** Prepped at Gunter High School ... Garnered district hitter of the year praise.

**PERSONAL:** Son of Mindi Streetman and Jeremy Dodson ... Has a sister, Cali ... Father, Jeremy, played college baseball at Baylor (1996-98) and was drafted by the Kansas City Royals ... Majoring in communication.

### DODSON'S CAREER STATISTICS

YEAR	GP/GS	AVG	R	H	2B	3B	HR	RBI	BB	HBP	SO	SB/ATT
2025*	53/51	.324	45	69	16	1	5	28	20	3	36	16-19
<b>CAREER</b>	<b>53/51</b>	<b>.324</b>	<b>45</b>	<b>69</b>	<b>16</b>	<b>1</b>	<b>5</b>	<b>28</b>	<b>20</b>	<b>3</b>	<b>36</b>	<b>16-19</b>



## 12 MASON GREEN

LHP • R/L • 6-4 • 212 • JR. • 3RD YEAR AT BU  
CYPRESS, TEXAS (CY WOODS HS)

### CAREER HONORS:

- Big 12 Newcomer of the Week - March 18, 2024

**2025 (SOPHOMORE):** Made seven starts and pitched 18.1 innings after injury kept him out for first two months of season ... Posted a 4.91 ERA and struck out 12 hitters ... Threw three scoreless outings and recorded three multi-strikeout efforts ... Made season-debut on April 8 vs. Texas State, striking out the side in his lone inning of work ... Threw three hitless innings in shutout with against Utah (4/19) ... Tossed four scoreless and hitless innings against Arizona State (5/2) in Friday night victory over the Sun Devils ... Logged a season-high five innings at UCF (5/15) in final appearance of the season, striking out two and allowing just one run on four hits.

**2024 (FRESHMAN):** Made 15 appearances on the mound, including eight starts ... Posted a 2-6 record with a 7.20 ERA across 40 innings of work ... Struck out 38 batters and walked 19 ... Made his Baylor debut on 2/18 against Tennessee ... Pitched two scoreless innings against Abilene Christian (2/28) ... Made first-career start against Houston (3/10), working 5.1 IP and allowing three earned runs on five hits with three strikeouts and three walks ... Pitched career-best six scoreless innings against Texas Tech (3/17), earning his first-career win after holding TTU to just two hits with three punchouts and one walk ... Earned Big 12 Newcomer of the Week honors after his performance against the Red Raiders ... Struck out season- and career-high six against Cincinnati (3/28) in just four innings ... Worked season-high 4.1 innings out of the bullpen against West Virginia, striking out five (4/26) ... Academic All-Big 12 First Team selection.

**High School:** Prepped at Cy Woods High School in Cypress, Texas ... Went 7-0 on the mound as a senior and helped Cy Woods to 2023 District 16-6A championship ... Posted a 12-2 record with 2.39 ERA across 83.2 innings and struck out 130 ... Named First-Team All-State by THSBCA ... Earned Second-Team Academic All-State recognition ... Unanimous District 16-6A Pitcher of the Year ... Tabbed to All-Greater Houston Baseball First Team ... Garnered a spot on the Texas Sportswriter's Association All-State 6A Team as first-team pitcher ... Named Diamond Pro 6A Pitcher of the Week (4/26) after striking out 16 in an outing ... Earned MaxPreps Player of the Week honors (3/9) after throwing a no-hitter against No. 5 The Woodlands ... Threw just 8.1 innings in 2021 with a 2.52 ERA and 15 strikeouts ... Led team with 12.61 strikeouts per seven innings ... Helped Cy Woods finish second place in district in 2021.

**Personal:** Son of Debra and Phillip Green ... Has a sister, Faithe ... Majoring in economics and entrepreneurship.

### GREEN'S CAREER STATISTICS

YEAR	GP/GS	ERA	W-L	CG	SHO	SV	IP	H	R	ER	BB	SO	AVG	WP	HBP
2024	15/8	7.20	2-6	0	0-0	0	40.0	47	35	32	19	38	.299	6	4
2025	7/7	4.91	0-2	0	0-1	0	18.1	15	11	10	8	12	.224	0	1
<b>CAREER</b>	<b>22/15</b>	<b>6.48</b>	<b>2-8</b>	<b>0</b>	<b>0-1</b>	<b>0</b>	<b>58.1</b>	<b>62</b>	<b>46</b>	<b>42</b>	<b>27</b>	<b>50</b>	<b>.277</b>	<b>6</b>	<b>5</b>

# PLAYERS



14

**CADE HANSEN**

RHP • R/R • 6-3 • 192 • SR. • 1ST YEAR AT BU  
NEW BRAUNFELS, TEXAS (SMITHSON VALLEY HS)  
WISCONSIN-WHITEWATER

**2023-25 (Wisconsin-Whitewater):** Helped the Warhawks to 2025 Division III National Championship ... Was named to the WIAC All-Conference First Team ... An ABCA All-Region IX First Team selection ... Collected D3Baseball All-Region IX Second Team honors ... Led the Warhawks with 84 innings pitched and made 15 starts as a junior in 2025 ... Posted a 2.68 ERA and went 12-1 on the year ... Threw three complete games, including one shutout ... Struck out 84 batters and walked just 13 across 84 innings ... Went 4-0 as a sophomore across 14 appearances ... Posted a 4.59 ERA and racked up 32 strikeouts in 33.1 innings while walking just seven ... Made seven relief appearances as a freshman in 2023 and posted a 2.35 ERA ... Collected one save ... Pitched just 7.2 innings but struck out six and walked just one batter.

**HIGH SCHOOL:** Prepped at Smithson Valley High School where he was an all-district third baseman.

**PERSONAL:** Son of Heather and Matthew Hansen ... Has a twin brother, Wyatt, and a sister, Maddex ... Majoring in corporate communication with a business minor.



9

**BRADY JANUSEK**

OF • R/R • 6-4 • 204 • FR. • 1ST YEAR AT BU  
ARGYLE, TEXAS (LIBERTY CHRISTIAN HS)

**HIGH SCHOOL:** Prepped at Liberty Christian High School where he was a four-time all-district honoree ... Named the TAPPS Male Athlete of the Year ... Garnered first-team all-state praise ... Hit .325 in his prep career ... Hit 17 home runs and drove in over 100 runs during high school tenure ... Also stole 54 bases ... Was a standout wide receiver for LCHS football team as a three-time all-district selection and four-time all-state selection at multiple positions ... A two-time state champion in football ... Also competed in basketball and ran track.

**PERSONAL:** Son of Michele and Steven Janusek ... Has three sisters, Kaley, Piper and Harper ... Majoring in pre-business.



23

**TY JOHNSON**

OF • L/R • 5-11 • 179 • 5SR. • 3RD YEAR AT BU  
FLOWER MOUND, TEXAS (MARCUS HS)  
MCLENNAN CC

**CAREER HONORS**

- Academic All-Big 12 Team - 2025
- Dr. Gerald Lage Academic Award - 2025
- Academic All-District (College Sports Communicators) - 2024, 2025

**2025 (SENIOR):** Made 53 starts as the club's primary center fielder ... Hit .261 with seven doubles, one triple, one home run and 31 RBIs ... Led the team with 11 stolen bases ... Fielded at a .993 clip with just one error ... Posted 14 multi-hit and eight multi-RBI outings ... Hit team's first home run of the year on Opening Day against Youngstown State (2/14) as part of two-hit, four-RBI day ... Had two hits, including a game-tying triple against Gonzaga (2/23) ... Tallied a season-high three hits and drove in a run in the Friday win against LMU (3/7) ... Drove in a career-high four runs at Texas State (3/18) ... Had two knocks, two RBIs and scored three runs in the win against Kansas State (3/23) ... Drove in three runs against UT Arlington (3/25) ... Matched his season high with three hits in regular-season finale at UCF (5/17) ... Earned prestigious Dr. Gerald Lage Academic Award, the Big 12's highest academic honor ... Named to College Sports Communicators Academic All-District Team ... Named to Academic All-Big 12 Team.

**2024 (JUNIOR):** Started all 49 of his games played in center field ... Hit .313 with two HRs and 20 RBIs ... Recorded 62 hits, including eight doubles and three triples ... Scored 46 runs and stole team-high 10 bases ... Racked up 17 multi-hit games, second-most on the team ... Logged five multi-RBI performances ... Made his Baylor debut on 2/16 against Nebraska with a pair of hits ... Tripled and drove in two runs against Tennessee (2/18) ... Produced a team-leading five three-hit games, including against Indiana (2/25), Texas Tech (3/17) and Incarnate Word (4/5) ... Racked up career-high four hits against BYU (4/12) ... Stole three bases against Sam Houston, including home (4/23) ... Crushed first-career HR against TCU, going 2-for-3 with 2 RBIs (5/4) ... Also homered against Tarleton (5/7) ... Went 3-for-5 with two RBIs at Oklahoma (5/10) ... CSC Academic All-District Honoree.

**2022-23 (McLennan CC):** Played two seasons at Waco's McLennan CC before transferring to Baylor ... Named a Second-Team All-Conference second baseman in 2023 ... Hit .364 with one home run, 30 RBIs and 13 stolen bases as a sophomore ... Was a Northwoods League All-Star in 2023 summer season ... Hit .333 with five home runs, 51 RBIs and 16 stolen bases as a freshman at MCC in 2022 ... Posted a .448 OBP with 75 hits and 65 runs in first season with the Highlanders ... Under Mitch Thompson, won NJCAA Region V title and made JUCO World Series appearance in 2022 ... Was named NJCAC First-Team All-Conference as a center fielder ... NJCAA First-Team All-Academic selection.

**High School:** Prepped at Marcus High School in Flower Mound, Texas ... Hit .325 with two home runs, 28 RBIs and nine stolen bases ... Helped squad to district championship and regional semifinals appearance ... Was a First-Team All-District selection ... Voted Team MVP ... Received Denton Ward Scholarship ... Also a two-time First-Team All-District football player.

**Personal:** Son of Melissa and Wade Johnson ... Has two brothers, Blake and Chase ... Graduated with a degree in health, kinesiology and leisure studies ... Currently pursuing a master's in sports management.

JOHNSON'S CAREER STATISTICS												
YEAR	GP/GS	AVG	R	H	2B	3B	HR	RBI	BB	HBP	SO	SB/ATT
2022												
2023												
2024	49/49	.313	46	62	8	3	2	20	20	6	40	10-12
2025	53/53	.261	30	46	7	1	1	31	35	5	41	11-12
<b>CAREER</b>	<b>102/102</b>	<b>.289</b>	<b>76</b>	<b>108</b>	<b>15</b>	<b>4</b>	<b>3</b>	<b>51</b>	<b>55</b>	<b>11</b>	<b>81</b>	<b>21-24</b>



**4**

**JJ KENNETT**

**C • R/R • 5-10 • 161 • JR. • 2ND YEAR AT BU**  
**MANDEVILLE, LA. (RIDGE POINT [TX] HS)**  
**DALLAS BAPTIST**

**2025 (SOPHOMORE):** Played in 28 games and made 23 starts behind the plate ... Batted .243 with 18 hits, including one double and two home runs ... Drove in 21 runs ... Fielded at a .995 clip with only one error ... Logged five multi-RBI and three multi-hit games ... Made Baylor debut with season-high three hits against Youngstown State (2/15) ... Drove in three runs in two of his first three games as a Bear (vs. YSU on 2/15, vs. Gonzaga on 2/23) ... Hit first collegiate home run vs. Gonzaga (2/23) ... Drove in a season-high four runs against Kansas State (3/23) ... Homered at Arizona (3/28).

**2024 (Dallas Baptist):** Sophomore catcher ... Hit .056 (1-for-18) across 12 games played, including four starts ... Played errorless defense with 58 putouts and one assist ... Notched first-career hit at Middle Tennessee.

**High School:** Prepped at Ridge Point High School in Missouri City, Texas ... A three-year letterwinner under head coach Clinton Welch ... Named a Class 6A First Team All-State selection as a senior in 2023 ... Also named to the Texas High School Baseball Coaches Association Super Elite Team ... A two-time First Team All-District selection during prep career ... Led RPHS to state semifinals as a junior in 2022 ... Recognized as an Academic All-State selection ... Rated the No. 8 catcher in the state of Texas and No. 54 nationally by Perfect Game.

**Personal:** Son of Maria and Jay Kennett ... Has a sister, Carmen ... Majoring in business.

KENNETT'S CAREER STATISTICS												
YEAR	GP/GS	AVG	R	H	2B	3B	HR	RBI	BB	HBP	SO	SB/ATT
2024*	12/4	.056	0	1	0	0	0	0	0	0	3	0-0
2025	28/23	.243	13	18	1	0	2	21	12	5	14	2-2
<b>CAREER</b>	<b>40/27</b>	<b>.207</b>	<b>13</b>	<b>19</b>	<b>1</b>	<b>0</b>	<b>2</b>	<b>21</b>	<b>12</b>	<b>5</b>	<b>17</b>	<b>2-2</b>

\*at Dallas Baptist



**63**

**JAKE KOLKHORST**

**RHP • R/R • 6-2 • 199 • R-SR. • 2ND YEAR AT BU**  
**BRENHAM, TEXAS (BRENHAM HS)**  
**BLINN COLLEGE**

**2025 (REDSHIRT JUNIOR):** Missed the 2025 season due to injury.

**2023-2024 (Blinn College):** Redshirt junior right-handed pitcher who helped Blinn College to a 2024 NJCAA National Championship ... Was the Buccaneers' most-used reliever in title-winning season, making a team-high 21 appearances with 46 strikeouts across 45.2 innings pitched ... Posted a 4-1 record out of the bullpen with a 3.94 ERA ... Notched five saves to tie for the team lead and ranked second on the squad with a 1.31 WHIP ... Named a First Team All-Conference pitcher and Second Team All-Region pitcher in 2024 ... Also hit .273 (6-for-22) in 30 games and seven starts as a position player ... In 2023, made four appearances on the mound and picked up three wins, striking out 13 batters in 9.1 innings ... Hit .339 (42-for-124) with nine doubles, one triple and two home runs, driving in 36 runs ... Named a First Team All-Conference outfielder and Second Team All-Region outfielder in 2023.

**2022 (TCU):** Redshirted.


**High School:** Was a three-year letterwinner at Brenham High School ... Named the District 19-5A Most Valuable Player as a senior in 2021 ... Named to the Texas High School Baseball Coaches Association All-State Team ... Earned First-Team All-Brazos Valley honors as an outfielder ... Went 10-1 on the mound with a 1.77 ERA and 96 strikeouts across 63 innings pitched, while hitting .360 during standout senior season ... Selected to the All-Tournament Team at both the 2019 and 2020 Perfect Game World Series ... Named to the All-Tournament Team at 2019 WWBA National Championship ... Played in the 2020 Area Code trials ... Participated in the Under Armour Baseball Factory Preseason All-American Showcase ... Earned Academic All-State honors as a senior.

**Personal:** Son of Lois and Jim Kolkhorst ... Has a sister, Lois Kate ... Majoring in corporate communication.

KOLKHORST'S CAREER STATISTICS															
YEAR	GP/GS	ERA	W-L	CG	SHO	SV	IP	H	R	ER	BB	SO	AVG	WP	HBP
2022*															
2023															
2024															
2025															
<b>CAREER</b>	<b>0/0</b>	<b>0.00</b>	<b>0-0</b>	<b>0</b>	<b>0-0</b>	<b>0</b>	<b>0.0</b>	<b>0</b>	<b>0</b>	<b>0</b>	<b>0</b>	<b>0</b>	<b>.000</b>	<b>0</b>	<b>0</b>

\*at TCU

## PLAYERS




8

**COLE LANCLOS**

INF/OF/RHP • R/R • 5-10 • 172 • FR. • 1ST YEAR AT BU  
MONTGOMERY, TEXAS (CONCORDIA LUTHERAN HS)

**HIGH SCHOOL:** Four-year letterwinner at Concordia Lutheran High School in Tomball, Texas, for head coach Royce Kennedy ... Helped the Crusaders to back-to-back district championships and state semifinals appearances in 2022-23; reached the state title game in 2024 ... A career .364 hitter with a home run and 80 RBIs ... Stole 58 bases during prep career ... Collected first-team all-state, first-team all-district and academic all-state honors as a senior in 2025 ... Was awarded CLHS's Team MVP award, Most Outstanding Hitter and Most Outstanding Defensive Player honors ... Named a second-team all-district honoree, an all-state honorable mention pick, academic all-state selection and state all-tournament team member in 2024 ... Earned first-team all-district honors and second-team all-state accolades in 2023.

**PERSONAL:** Son of Brandi and Aron Lanclos ... Has a sister, Taylor ... Majoring in pre-business.



20

**CASH MCDADE**

C • R/R • 5-11 • 206 • FR. • 1ST YEAR AT BU  
FAIRFAX, VA. (GONZAGA COLLEGE HS)

**HIGH SCHOOL:** A three-year letterwinner at Gonzaga College High School in Washington, D.C., for head coach Greg Ladd ... Led the Eagles to 2023 state regular-season championship ... Was a two-time Washington Catholic Athletic Conference runner-up with GCHS ... A career .360 hitter with three home runs and 38 RBIs ... Missed his senior season in 2025 due to injury ... Ranked the number one catcher in the VA/DC area ... A 2024 WCAC All-Conference selection.

**PERSONAL:** Son of Tara and Aaron McDade ... Has two sisters, Piper and Scarlett ... Majoring in business.



19

**CALDWELL MCFADDIN**

INF/RHP • R/R • 6-1 • 220 • FR. • 1ST YEAR AT BU  
MAGNOLIA, TEXAS (MAGNOLIA WEST HS)

**HIGH SCHOOL:** A four-year letterwinner at Magnolia West High School in Magnolia, Texas, for head coach Travis Earles ... Led Mustangs to a 2023 state championship title and 2024 state semifinals appearance ... A career .345 hitter with nine home runs and 72 RBIs ... Also sported a career 1.60 ERA and 10-2 record on the bump ... Struck out 113 batters in 109 innings ... Was a Texas 6A All-State Elite Team member in 2025 ... Also picked up spots on the Texas 6A All-State All-Star Team and Texas 6A All-State Super Elite Team ... Earned first-team all-district praise as a senior ... Named to the 2024 District 21-5A All-District First Team ... Voted the Pitcher of the Year for 2025 MWHS team ... Named the District 19-5A Newcomer of the Year in 2023 ... Voted the Offensive MVP of the MWHS state title-winning squad in 2023 ... Earned a spot on the Elite Team at the WWBA in Jupiter, Fla. ... Two-time Power Showcase alum ... Prep Baseball Report Futures Game alum ... Garnered over 25 All-Tournament Team honors and multiple tournament MVP accolades from Perfect Game events.

**PERSONAL:** Son of Mondie and Michael McFaddin ... Has a sister, Allie ... Majoring in business.



27

**LUKE MCLEOD**

INF/RHP • R/R • 6-1 • 206 • FR. • 1ST YEAR AT BU  
SOUR LAKE, TEXAS (HARDIN-JEFFERSON HS)

**HIGH SCHOOL:** Prepped at Hardin-Jefferson High School where he was named the district offensive MVP and overall MVP ... Collected all-state recognition as a third baseman in 2025 ... Was an all-state pitcher and third baseman in 2024 ... Named the Beaumont Interprise Super Gold Player of the Year in 2024 ... Is the all-time hits leader at HJHS ... Hit .463 with three home runs and 20 RBIs ... Also stole 19 bases ... Posted a 1.03 ERA with a 6-2 record ... Threw 67.2 innings and struck out 85 batters.

**PERSONAL:** Son of Stephanie and Roy McLeod ... Has two brothers, Logan and Landon ... Major is undeclared.



# PLAYERS



46

## GRAYSON MURRY


RHP • S/R • 6-5 • 219 • SR. • 2ND YEAR AT BU  
TYLER, TEXAS (BROOK HILL HS)  
TYLER JC

**2025 (JUNIOR):** Was one of Baylor's most used relievers with 18 appearances out of the bullpen ... Went 3-0 and posted a 2.19 ERA ... Also earned two saves ... Struck out 24 and walked just 10 in 24.2 innings ... Tallied 12 scoreless and six hitless performances ... Struck out at least two batters eight times ... Opened the year on a 5.2-inning scoreless streak spanning five appearances ... Earned the win with two perfect innings of relief against SFA (2/25) ... Fanned two in back-to-back outings against Oregon State (2/28) and Tarleton State (3/4) ... Got the win with 1.1 innings against Kansas State (3/23) ... Picked up his third win of the year at Arizona (3/29) after throwing 2.2 scoreless innings ... Worked a season-long three innings against Houston (4/6) and did not allow a run ... Collected his first save of the year at UT Arlington (4/15) with scoreless inning and two strikeouts ... Had another 5.2-scoreless innings streak from April 15-May 2, also spanning five appearances ... Struck out three batters, a season high, in consecutive appearances against HCU (4/22) and at Sam Houston (4/29) ... Earned the save at UCF (5/16) with 1.2 scoreless frames.

**2023-2024 (Tyler JC):** Junior right-handed pitcher ... Won 10 games with a career 3.86 ERA in two seasons for the Apaches ... Struck out a combined 146 batters in 133 innings across 30 appearances and 24 starts over the last two years ... In 2024, went 7-3 and struck out 82 with three complete games ... Named a First Team All-Conference starting pitcher, First Team All-Region and Gold Glove Award winner ... As a freshman in 2023, went 3-2 on the mound and collected one save in 58.1 innings ... Earned All-Conference honors as a freshman ... Held opposing batters to just a .239 average in two seasons at TJC.

**High School:** Prepped at Brook Hill School in Bullard, Texas ... A two-time District MVP, three-time All-District selection and three-time All-State honoree ... Was also named Newcomer of the Year as a freshman ... Also played football and basketball, an All-District performer in both sports.

**Personal:** Son of Ashley Smith and Brett Murry ... Has two siblings, Brigg and Madelyn ... Father, Brett, played college basketball at Texas A&M ... Grandfather pitched in the Los Angeles Dodgers organization ... Majoring in business management.



0

## DYLAN PEREZ

OF • L/L • 6-0 • 168 • FR. • 1ST YEAR AT BU  
BOERNE, TEXAS (BOERNE HS)


**HIGH SCHOOL:** Four-year letterwinner at Boerne High School in Boerne, Texas, for head coach Geoff Curtin ... Helped the Greyhounds to back-to-back regional finals appearances in 2023-24 as well as regional semifinals in 2022 ... Batted .405 as a senior in 2025 with a 1.239 OPS ... Slugged .734 with four home runs ... Drove in 27 runs and scored 28 times ... Was named a first-team all-district and all-state player ... Earned First-Team All-Area Express News honors in 2025 ... Hit .343 as a junior in 2024 with a 1.172 OPS ... Slugged .731 with 15 doubles, eight triples and seven home runs, driving in 34 runs and scoring 46 times ... Also stole 16 bases ... Named a THSBCA First-Team All-State honoree in 2024 ... Garnered TSWA All-State praise ... A finalist for the 2024 San Antonio Express News Player of the Year award ... Voted the 2024 District 27-4A Offensive MVP ... Played in the 2024 Texas Scouts Association Game ... A two-time Area Code Games participant ... Named the Most Valuable Player at 2024 Perfect Game 18U World Series as part of title-winning squad ... Named to the WWBA World Championship All-Tournament Team ... A three-time Academic All-District honoree ... Was a member of Fellowship of Christian Athletes and National Honor Society.

**PERSONAL:** Son of Cara and Mickey Perez ... Has a brother, Jake ... Father, Mickey, played college baseball at UTSA ... Majoring in business.

### MURRY'S CAREER STATISTICS

YEAR	GP/GS	ERA	W-L	CG	SHO	SV	IP	H	R	ER	BB	SO	AVG	WP	HBP
2023															
2024															
2025	18/0	2.19	3-0	0	0-1	2	24.2	15	6	6	10	24	.181	1	0
<b>CAREER</b>	<b>18/0</b>	<b>2.19</b>	<b>3-0</b>	<b>0</b>	<b>0-1</b>	<b>2</b>	<b>24.2</b>	<b>15</b>	<b>6</b>	<b>6</b>	<b>10</b>	<b>24</b>	<b>.181</b>	<b>1</b>	<b>0</b>

## PLAYERS



5

## PEARSON RIEBOCK

INF/OF • L/R • 6-0 • 178 • SO. • 2ND YEAR AT BU  
ROCKWALL, TEXAS (ROCKWALL HS)

## CAREER HONORS

- All-Big 12 Honorable Mention - 2025
- Big 12 All-Freshman Team - 2025
- Academic All-Big 12 Rookie Team - 2025

**2025 (FRESHMAN):** Picked up All-Big 12 Honorable Mention honors after standout freshman season ... Also named to the league's All-Freshman Team ... Played in 50 games and made 48 starts, including 42 at third base, five at second base and one in center field ... Batted .306 with 56 hits and 32 RBIs ... Hit .296 in Big 12 play with two home runs and 14 RBIs ... Led team with three triples ... Belted 12 doubles and three home runs ... Stole six bases ... Logged 18 multi-hit and 10 multi-RBI games ... Posted a 17-game on-base streak from April 18 to May 17 ... Made collegiate debut on Opening Day vs. Youngstown State (2/14) as a pinch runner ... Made first-career start vs. YSU (2/15) and ripped two doubles ... Hit first-career home run vs. Sam Houston (3/11) ... Tripled and drove in season-high three runs at Texas State (3/18) ... Homered in back-to-back games at UCF (5/16-5/17) ... Named to Academic All-Big 12 Rookie Team.

**High School:** Three-year letterwinner at Rockwall High School for coach Barry Rose ... 2024 Big Stick Award winner ... 2023 First-Team All-District honoree ... 2022 District 10-6A Newcomer of the Year ... Career .300 hitter for RHS ... Hit .340 with two home runs and 17 stolen bases as a senior in 2024 ... Added a 0.47 ERA across 13 innings on the mound ... Helped Rockwall to the region finals.

**Personal:** Son of Marla Pierce and Matthew Riebock ... Has two older brothers, Tyler and Barrett ... Brother, Barrett, currently plays professional baseball in the Cleveland Guardians organization ... Majoring in corporate communication.

## RIEBOCK'S CAREER STATISTICS

YEAR	GP/GS	AVG	R	H	2B	3B	HR	RBI	BB	HBP	SO	SB/ATT
2025	50/48	.306	30	56	12	3	3	32	31	1	52	6-8
<b>CAREER</b>	<b>50/48</b>	<b>.306</b>	<b>30</b>	<b>56</b>	<b>12</b>	<b>3</b>	<b>3</b>	<b>32</b>	<b>31</b>	<b>1</b>	<b>52</b>	<b>6-8</b>



89

## RJ RUAIS

LHP • L/L • 6-1 • 205 • JR. • 3RD YEAR AT BU  
CELINA, TEXAS (CELINA HS)

## CAREER HONORS

- Academic All-Big 12 - 2025

**2025 (SOPHOMORE):** Made 14 appearances in relief ... Posted a 6.35 ERA and struck out 10 batters in 11.1 innings ... Nine of his 14 appearances were scoreless and six were hitless ... Three of his first four outings were scoreless ... Pitched a scoreless inning against UTSA (2/18) in first appearance of the year ... Went 1.1 hitless against Auburn (3/2) ... Six of his last seven outings of the year were scoreless ... Threw a season-high 1.2 innings against Utah (4/17) and did not allow a hit or run ... Fanned a season-high two batters in scoreless frame at TCU (4/25) ... Pitched a 1-2-3 inning at Sam Houston (4/29) and picked up a punchout ... Did the same at UCF (5/17) to close out his year ... Earned the prestigious Dr. Gerald Lage Academic Award, the Big 12's highest academic honor ... Named to Academic All-Big 12 Team.

**2024 (FRESHMAN):** Made 22 appearances on the mound, including two starts ... Posted a 2-0 record with a 5.45 ERA across 34.2 innings of work ... Struck out 34 batters and walked 18 ... Produced 10 multi-strikeout appearances and eight scoreless outings ... Also went 2-for-9 at the plate (.222) and walked once ... Made his Baylor debut on 2/18 against Tennessee with 1.1 scoreless innings of relief ... Made first-career start with three strikeouts against Abilene Christian (2/28) ... Collected first career-win against Texas Tech (3/17) after throwing season-high 3.1 innings of relief, allowing one unearned run on two hits and one walk, with three punchouts ... Earned the win in wild 18-17 win over BYU (4/13) after striking out three batters in two innings ... Tallied first-career hit against UT Arlington, going 2-for-4 (4/30) ... Threw two perfect innings of relief against TCU (5/5) ... Fanned season-high four batters against Oklahoma (5/10).

**High School:** Three-year letterwinner at Celina High School in Celina, Texas ... Went 12-0 on the mound as a senior in 2023 with an 0.80 ERA ... Struck out 100 batters in 61.1 innings ... Also hit .385 with five home runs and drove in 46 ... Stole 30 bases ... Named the 2023 District 9-4A Pitcher of the Year ... A Second-Team All-State selection by THSBCA ... First-Team All-State selection by Texas High School Baseball Writers ... Dallas Morning News All-Area Team selection ... Star Local Media All-Area Team member ... Posted an 11-1 record with a 1.37 ERA and 121 strikeouts in 71.2 innings pitched as a junior in 2022 ... Hit .400 with six home runs and 34 RBIs ... Stole nine bases ... Named 2022 District MVP ... Named to 2022 All-Area Team by three different publications ... First-Team All-State pick by both THSBCA and TSWA/Blue Bell ... 2021 District First-Team pitcher ... Helped CHS to back-to-back district titles, along with 2021 bi-district championship and 2022 state semifinals appearance.

**Personal:** Son of Erin and Phillip Ruais ... Has a sister, Elizabeth ... Majoring in finance.

## RUAIS' CAREER STATISTICS

YEAR	GP/GS	ERA	W-L	CG	SHO	SV	IP	H	R	ER	BB	SO	AVG	WP	HBP
2024	22/2	5.45	2-0	0	0-0	0	34.2	40	26	21	18	34	.299	2	4
2025	14/0	6.35	0-0	0	0-1	0	11.1	13	8	8	8	10	.302	2	1
<b>CAREER</b>	<b>36/2</b>	<b>5.67</b>	<b>2-0</b>	<b>0</b>	<b>0-1</b>	<b>0</b>	<b>46.0</b>	<b>53</b>	<b>34</b>	<b>29</b>	<b>26</b>	<b>44</b>	<b>.299</b>	<b>4</b>	<b>5</b>



**6**  
**TRAVIS SANDERS**  
INF • R/R • 6-2 • 193 • R-JR. • 2ND YEAR AT BU  
COPPERAS COVE, TEXAS (COPPERAS COVE HS)  
TEXAS TECH

**CAREER HONORS**

- All-Big 12 Honorable Mention - 2025
- No. 23-ranked 2B (D1Baseball) - Week 12, 2025

**2025 (REDSHIRT SOPHOMORE):** Named an All-Big 12 Honorable Mention infielder after hitting .335 with eight home runs and 25 RBIs ... Batted .318 in league play with five home runs and 17 RBIs ... Played in 47 games and made 43 starts, including 41 at second base and two at third base ... Posted team's second-highest batting average (.335) and slugging percentage (.549) ... Racked up 55 total hits, including nine doubles and one triple ... Stole eight bases ... Produced 16 multi-hit games and drove in 2+ runs four times ... Logged five three-hit games and one four-hit performance ... Hit first home run as a Bear at Kansas (3/15) ... Crushed a walk-off home run against HCU on April 1 ... Had a breakout performance with four hits and matched season high with three RBIs at Texas Tech (4/12) ... Homered twice against Utah (4/19) ... Homered vs. HCU again on April 22 ... Homered twice in UCF series (5/15, 5/17) ... Rated as the No. 23 second baseman in the country by D1Baseball in Week 12 of the season ... Participated in MLB's Home Run Derby X, representing the Houston Astros team.

**2023-2024 (Texas Tech):** Redshirt sophomore ... Played 13 games in 2024 ... Made six starts, batted .242 (8-for-33) and drove in seven runs ... Five of his eight hits were doubles ... Played errorless defense in the middle infield with 19 putouts and 18 assists ... Redshirted as a true freshman in 2023 after suffering a season-ending injury.

**High School:** Attended Copperas Cove High School, where he played for head coach Danial Carillo ... Rated as the No. 90 prospect in the country and No. 6 player in the state of Texas ... Was drafted by the Boston Red Sox in the 14th Round of the 2022 MLB Draft ... A two-time All-State selection at shortstop and three-time All-District honoree ... Hit .450 as a senior in 2022 with 20 stolen bases and 32 runs scored ... Four-time PG Preseason All-American and three-time PG National Showcase participant ... Also played in the 2019 PG Underclass All-American Games ... 15U, 16U and 17U Canes American National Champion.

**Personal:** Son of Jenni and Brent Sanders ... Has two siblings, Trent and Tori ... Majoring in corporate communication.

SANDERS' CAREER STATISTICS												
YEAR	GP/GS	AVG	R	H	2B	3B	HR	RBI	BB	HBP	SO	SB/ATT
2023*	DID NOT PLAY											
2024*	13/6	.242	11	8	5	0	0	7	6	2	11	1-1
2025	47/43	.335	44	55	9	1	8	25	23	4	52	8-11
<b>CAREER</b>	<b>60/49</b>	<b>.320</b>	<b>55</b>	<b>63</b>	<b>14</b>	<b>1</b>	<b>8</b>	<b>32</b>	<b>29</b>	<b>6</b>	<b>63</b>	<b>9-12</b>

\*at Texas Tech




**16**  
**HUNTER SNOW**  
OF • L/R • 6-3 • 201 • R-FR. • 2ND YEAR AT BU  
CARMEL, IND. (CARMEL HS)

**2025 (FRESHMAN):** Redshirted to retain eligibility.

**High School:** Four-year letterwinner at Carmel High School in Carmel, Ind., where he has played under multiple head coaches, most recently Tyson Neal ... Hit .352 with 12 doubles, six home runs, 35 RBIs and 11 stolen bases ... 2023 Preseason All-State honoree ... Academic All-Honors recipient ... Also a three-year varsity football letterman.

**Personal:** Son of Heather and Justin Snow ... Father, Justin, played football at Baylor and had a 12-year career with the Indianapolis Colts ... Has one brother, Caiden, and one sister, Kambrie ... Majoring in finance.



**49**  
**STEFAN STAHL**  
LHP • L/L • 6-2 • 186 • SR. • 2ND YEAR AT BU  
RICHARDSON, TEXAS (J.J. PEARCE HS)  
MCLENNAN CC

**2025 (JUNIOR):** Made 15 appearances, including four starts ... Posted a 2-1 record and a 6.75 ERA ... Struck out 13 batters across 18.2 innings ... Worked seven scoreless and six hitless appearances ... Made three appearances with at least two strikeouts ... Made Division I debut against Youngstown State (2/15) with scoreless inning and two strikeouts ... Earned the save against Gonzaga (2/21) with two scoreless frames and a punchout ... Picked up the win vs. Ohio State (3/1) ... Three of his next four appearances from March 4-25 were scoreless ... Made first start of the year against UT Arlington (3/25) and threw a scoreless inning ... Moved into weekend rotation and made two conference starts at Arizona (3/29) and against Houston (4/6) ... Went back to midweek starter and bullpen role in late April ... Struck out the side at Sam Houston (4/29) ... Got the win against Arizona State (5/2) after recording two outs on 11 pitches ... Struck out two batters at UCF (5/17) in 1.1 innings.

**2023-2024 (McLennan CC):** Junior left-handed pitcher ... Racked up 99 strikeouts and a perfect 5-0 record in his Highlander career ... Went 2-0 in 2024 with a 3.21 ERA across 33.2 innings ... Struck out 47 batters and posted a 12.56 K/9 ... Made 16 appearances, including five starts ... Also earned two saves ... Helped MCC to Region V tournament title ... As a freshman in 2023, went 3-0 with a 1.62 ERA in 33.1 innings ... Made 11 appearances, including four starts ... Struck out 52 batters for a 14.04 K/9 mark ... Named a 2023 Region V NTJCAC First-Team All-Conference pitcher.

**High School:** Prepped at J.J. Pearce High School in Richardson, Texas, under head coach Justin Roland ... Was named the 2022 District 7-6A MVP ... Also earned 2021 District 7-6A First Team praise as an outfielder ... Recorded a .375 batting average with five home runs, four stolen bases and 20 RBIs in addition to a 7-0 pitching record with 1.24 ERA throughout prep career.

**Personal:** Son of Cassandra and Lennart Stahl ... Has two sisters, Sophia and Linnea ... Majoring in applied mathematics.

STAHL'S CAREER STATISTICS															
YEAR	GP/GS	ERA	W-L	CG	SHO	SV	IP	H	R	ER	BB	SO	AVG	WP	HBP
2023	McLENNAN CC														
2024	McLENNAN CC														
2025	15/4	6.75	2-1	0	0-1	1	18.2	23	17	14	6	13	.311	0	1
<b>CAREER</b>	<b>15/4</b>	<b>6.75</b>	<b>2-1</b>	<b>0</b>	<b>0-1</b>	<b>1</b>	<b>18.2</b>	<b>23</b>	<b>17</b>	<b>14</b>	<b>6</b>	<b>13</b>	<b>.311</b>	<b>0</b>	<b>1</b>

## PLAYERS



24

**CADE WAIBEL**

RHP • R/R • 6-4 • 218 • JR. • 1ST YEAR AT BU  
AUSTIN, TEXAS (ROUND ROCK HS)  
MCLENNAN CC

**2024-25 (McLennan CC):** A Second Team All-Region reliever in NJCAA Region 5 North at Waco's own McLennan CC in 2025 ... Made 21 appearances, including one start, and posted a 2.22 ERA ... Collected six saves ... Went 2-2 with a 1.31 WHIP ... Struck out 45 batters and walked just 18 across 28.1 innings ... Made 12 appearances as a freshman in 2024, including one start, and worked to a 2.55 ERA ... Went 2-0 with a 1.25 WHIP ... Struck out 12 batters in 17.2 innings.

**HIGH SCHOOL:** Prepped at Round Rock High School where he was an academic all-state selection and earned first-team all-district praise.

**PERSONAL:** Son of Leslie and Charles Waibel ... Has a brother, Craig ... Majoring in business.



26

**ZACK WALLACE**

RHP • R/R • 5-10 • 189 • SO. • 1ST YEAR AT BU  
MONROE TOWNSHIP, N.J. (MONROE TOWNSHIP HS)  
ROWAN-GLOUCESTER

**2025 (Rowan-Gloucester):** Helped the Falcons to a Division 3 Junior College National Championship as a freshman in 2025 ... Went 8-0 on the year after making 15 appearances ... Posted a 2.02 ERA and a 0.84 WHIP ... Struck out 72 batters across 49 innings.

**HIGH SCHOOL:** Prepped at Monroe Township High School where he was the 2024 GMC Pitcher of the Year ... Also named to the New Jersey All-State Second Team.

**PERSONAL:** Son of Jennifer and George Wallace ... Has a brother, Trevor ... Majoring in business.



1

**TJ WOODSON**

INF • R/R • 5-11 • 177 • FR. • 1ST YEAR AT BU  
WACO, TEXAS (MIDWAY HS)

**HIGH SCHOOL:** Led Waco's own Midway High School to 6A Division I State Championship in 2025 after spending three years prepping at Hanover High School in Mechanicsville, Va. ... Hit .434 as a senior with 14 doubles, two triples and two home runs ... Drove in 21 runs and scored 44 times in leading Panthers to state title ... Garnered THSBCA 6A Super Elite Team honors ... Also named to THSBCA 6A All-State First Team and TSWA 6A All-State Second Team ... Was a first-team all-district performer ... Collected 6A State All-Tournament Team praise ... Named to the Waco Tribune-Herald Super Centex First Team and the publication's Newcomer of the Year ... Named to THSBCA 6A Academic All-State Team ... Earlier in prep career, led the Hawks to back-to-back regional and state championships in 2022 and 2023 ... Helped HHS reach the regional semifinals in 2024 ... Hit .548 as a junior in 2024 with six doubles, one triple and two home runs ... Drove in 19 runs and scored 28 times ... Swiped 17 bases and walked 15 times ... Reached base at a .646 clip ... Named the 2024 Region 4B Player of the Year ... Was a two-time Second-Team All-State shortstop in Virginia ... A two-time First-Team All-Region shortstop ... Twice named a Richmond Times Dispatch First-Team All-Metro selection ... Earned First-Team All-State praise from Prep Baseball Report in 2024 ... A 2024 Perfect Game Underclass All-American and Atlantic Region Second Team selection ... Ranked the number one shortstop and number nine overall player in the state of Virginia by Prep Baseball Report ... Member of National Honor Society.

**PERSONAL:** Son of Lisa and Tracy Woodson ... Father, Tracy, played five seasons in Major League Baseball for the Los Angeles Dodgers and St. Louis Cardinals, was a third round draft pick out of NC State and won the 1988 World Series title with the Dodgers, and is a former college baseball head coach at Valparaiso (seven seasons) and Richmond (10 seasons) ... Mother, Lisa, played college basketball at Valparaiso ... Brother, Michael, played college tennis at Valparaiso and is the current head coach of the Baylor Men's Tennis team ... Sister, Erin, plays college basketball at Abilene Christian ... Majoring in health, kinesiology and leisure studies.



# PLAYERS



# 45

## JOHN YOUENS

1B • L/L • 6-3 • 201 • R-SO. • 3RD YEAR AT BU  
WACO, TEXAS (BOSQUEVILLE HS)

**2025 (REDSHIRT FRESHMAN):** Played in 11 games and made four starts at first base ... Hit .158 (3-for-19) in limited action ... Logged first-career hit against HCU (4/22) ... Made first-career start at Sam Houston (4/29) and tallied two hits and two RBIs ... Also drove in a run against UTRGV (5/6).

**2024 (FRESHMAN):** Did not play due to injury.

**High School:** Four-year letterwinner at Bosqueville High School in Waco, Texas ... Hit .473 with 19 home runs, 129 RBIs, 28 doubles, 14 triples and 80 stolen bases in high school career ... Has a career OBP of .714 ... Also posted a 25-1 record on the mound with a 0.73 ERA and 231 strikeouts across 130.2 innings pitched ... Led the state of Texas in HBP as a batter in 2021 (26) and 2022 (24) ... Helped BHS to 2021 state semifinals and 2022 regional finals ... Three-time First-Team All-State selection ... Three-time First-Team Super Centex ... Named 2021 State Player of the Year ... Two-time District MVP ... 2021 SBLive Texas First-Team All-Central Texas ... Also played high school football; was named 2019 District Newcomer of the Year, 2020 First-Team Super Centex and 2021 First-Team All-State.

**Personal:** Son of Jamie and Jason Youens ... Has two siblings, Kate and Camp ... Mother, Jamie, is a Baylor graduate ... Majoring in marketing and entrepreneurship.

YOUENS' CAREER STATISTICS												
YEAR	GP/GS	AVG	R	H	2B	3B	HR	RBI	BB	HBP	SO	SB/ATT
2024	DID NOT PLAY											
2025	11/4	.158	3	3	1	0	0	3	2	2	6	0-0
<b>CAREER</b>	<b>11/4</b>	<b>.158</b>	<b>3</b>	<b>3</b>	<b>1</b>	<b>0</b>	<b>0</b>	<b>3</b>	<b>2</b>	<b>2</b>	<b>6</b>	<b>0-0</b>

## COACHING STAFF



# 25

**MITCH THOMPSON**  
**HEAD COACH | 4TH SEASON**  
**FORT HAYS STATE, 1988**

Mitch Thompson was selected as the 20th head baseball coach in program history on June 15, 2022.

After nine seasons as the head coach of McLennan Community College and a previous 18-year stint as an assistant at Baylor, Thompson brings more than 30 years of coaching experience into his fourth season as Baylor head coach in 2026.

One of the most highly respected coaches and recruiters in college baseball, Thompson returned to Baylor Ballpark after spending nearly two decades in the green and gold as a Baylor assistant. He previously helped lead the Bears to three Big 12 Conference titles, 12 NCAA Regional appearances, three Super Regional appearances and the 2005 College World Series during the most prolific stretch in program history from 1995 to 2012. Between 2014 and 2022, Thompson built Waco's own McLennan CC into one of the nation's premier junior college programs, coming off back-to-back JUCO World Series appearances, including the 2021 national title.

Now in three seasons back at BU, Thompson has helped the Bears extend their streak to 53 consecutive seasons with 20 or more wins and racked up seven victories over ranked opponents in his first three years at the helm.

### RETURNING HOME

2025 marked a breakthrough year for Thompson and the Bears, as BU went 33-22 overall, 13-17 in Big 12 play, and reached the Big 12 Tournament for the first time since 2022. 33 regular-season wins tied for the program's most since 2017 and included a stellar 20-4 record in non-conference games and an 11-1 mark in midweek matchups. The 2025 Bears were a resilient bunch, logging 15 come-from-behind victories and a 13-8 record in games following a loss.

Under Thompson's tutelage, the program saw its first First-Team All-American since 2019 in right-handed relief pitcher Gabe Craig, who earned five All-America honors. Statistically one of the most dominant relievers in the country, Craig finished the 2025 season with a 3-0 record and earned 10 saves in 32 innings of work. He struck out 51 batters and walked just three, holding opponents to a .124 batting average. He led the nation with a microscopic 0.56 ERA, a 0.50 WHIP and a 17:1 strikeout-to-walk ratio. Craig also ranked second nationally in H/9 (3.66), third in BB/9 (0.84) and owned the fifth-best K/9 (14.34) among Division I relievers.

For his outstanding efforts, Craig was named a finalist for the College Baseball Foundation's National Pitcher of the Year Award and became the second Bear to be named a finalist for the National Collegiate Baseball Writers Association Stopper of the Year Award. He went on to be drafted by the Philadelphia Phillies in the fifth round of the MLB Draft with the 161st overall selection.

One round later, standout shortstop Tyriq Kemp was taken by the Kansas City Royals at pick number 188. A dazzling defender, Kemp was named a semifinalist for the Brooks Wallace Award, which recognizes the nation's top shortstop, after putting together one of the strongest defensive seasons in Baylor Baseball history. He fielded at a .962 clip with just nine errors in 236 total chances, while also performing offensively as one of Baylor's best and most consistent hitters. Kemp led the team and hit .358 in 2025, improving from a .238 clip in 2024, and slugged .542 with a .988 OPS, pacing the Bears with 72 hits, including 14 doubles, one triple, and a career-high seven home runs. The selections of Kemp and Craig in the MLB Draft marked the second and third picks under Thompson's tenure as head coach.

In 2025, four Bears picked up All-Big 12 honors in Craig (First Team), Kemp (First Team), impact transfer second baseman Travis Sanders (Honorable Mention) and rookie third baseman Pearson Riebock (Honorable Mention, All-Freshman Team). Sanders hit .335 on the year with eight home runs and raised eyebrows with a strong .318 average in Big 12 play, while Riebock chipped in a .306 average and knocked three home runs while driving in 34. Senior outfielder Wesley Jordan became the first Bear of the Thompson Era to crush double-digit home runs,

increasing his 2024 output (9) by one to slug 10 dingers. He tied with Kemp for the club lead with 41 RBIs on the year.

Prior to the 2025 season, Thompson introduced Sean Snedeker as the program's new pitching coach. Snedeker had an immediate impact and led a much-improved pitching staff that ranked inside the top-30 nationally in four different categories - BB/9 (7th), WHIP (22nd), K:BB Ratio (27th) and ERA (29th). In fact, BU's 3.23 BB/9 mark was the sixth-best in program history. Uniquely, the Bears started a left-handed pitcher in each of the team's last 44 games of the season, dating back to March 2.

The club got out to its hottest start since 2019 with a 7-1 record through its first eight games, marking just the fourth time since 1995 that the Bears opened a season at 7-1 or better. Junior left-handed pitcher Ethan Calder recorded one of the most impressive Opening Day performances in program history, striking out 13 batters in just five innings against Youngstown State. For his efforts, he earned Big 12 Co-Pitcher of the Week honors, Baylor's only weekly conference award of the 2025 season.

In late March, the Bears won a statement series at No. 12 Arizona, picking up wins in the first two games of the weekend and collected win No. 20 on April 1 against HCU, a walk-off victory secured by a Sanders solo shot, marking the fastest BU had reached 20 wins in a season since 2019. A 6-3 win at No. 23 TCU on April 27 and a thrilling 5-4 victory in 10 innings against Oklahoma State in the home finale showcased the team's resilience on Sunday's, being able to salvage a series four times and avoid being swept at any point during the year.

Off the field, Thompson led the Bears to their 10th-straight ABCA Team Academic Excellence Award after a record-setting fall term in which the team produced a 3.52 GPA. Combined with a 3.38 spring term GPA, the Bears recorded an impressive 3.50 cumulative GPA for the 2024-25 year. 16 Bears earned Academic All-Big 12 honors, another two garnered Academic All-Big 12 Rookie Team status and Craig put the cherry on top as Baylor's first Academic All-American since 2021.

Furthermore, Thompson was instrumental in securing the largest donation in program history, partnering with Waco-based and nationally recognized Baylor alumni Chip and Joanna Gaines to introduce Magnolia Field at Baylor Ballpark following a gift that will also support the team's future capital projects.

Despite a 22-31 overall record and 10-20 mark in Big 12 play, the Bears took steps forward in year two under Thompson with the emergence of several players. Thompson mentored junior designated hitter Wesley Jordan to All-Big 12 Second Team honors after the slugger hit a team-leading .351 in league action with five home runs and 17 RBIs and finished the year with a .331 batting average, .632 slugging percentage, nine home runs and 32 RBIs. Sophomore left-handed pitcher Ethan Calder (5-3, 3.23 ERA, 41 SO, 12 BB) and fifth-year senior infielder Cole Posey (.315 AVG, 5 HR, 20 RBIs in 35 games) were also tabbed All-Big 12 Honorable Mentions, while Thompson coached his first MLB draft pick since returning as the head man in junior right-hander Mason Marriott (6th Round, Arizona Diamondbacks).

In a season that was riddled with injuries, Baylor lost four key contributors to season-ending ailments in the first week of the 2024 campaign and had a total of 17 players miss time due to injury at some point during the year. Still, Thompson and the Bears managed to climb out of a 1-7 start to the season and won 10 of 11 games from March 29-April 19, including home series victories against Cincinnati and Incarnate Word, as well as a road sweep at BYU, to pull even at 18-18.

Redshirt junior outfielder Enzo Apodaca, who led the Bears in nearly every offensive category, was named the Big 12 Player of the Week on April 15 after leading BU to the weekend sweep over the Cougars. Apodaca teamed with Jordan and junior Ty Johnson to form a formidable outfield trio in Thompson's second season, setting the table with a combined 176 hits, including 33 doubles, seven triples and 17 homers, good for nearly 36% of the 2024 team's total production.

In mid-March, Thompson led BU to a series win over No. 23 Texas Tech as part of the squad's four-consecutive home series victory streak, its longest since 2015. Freshman southpaw Mason Green highlighted the weekend with a stellar start of six shutout innings, allowing just two hits with three strikeouts on his way to being named the Big 12 Newcomer of the Week.

On Opening Day, Marriott became the first Baylor pitcher since 2010 to strike out 10 or more batters in a season opener with 5.2 strong innings, allowing just one run on one hit with two walks and a career-high 10 K's. Though the Bears would lose a 2-1 decision to Nebraska, Marriott picked up Big 12 Pitcher of the Week honors, marking the third time since 2015

## COACHING STAFF

that Baylor earned a Big 12 Player, Pitcher and Newcomer of the Week honor in the same season.

The Bears continued to find success off the field under Thompson as well, racking up 10 Academic All-Big 12 honors in 2024, four Academic All-Big 12 Rookie Team selections and earning the ABCA Team Academic Excellence Award for the ninth-consecutive season. Additionally, the team set a program record in the Fall 2024 semester with a 3.52 combined GPA.

In Thompson's first season at the helm of Baylor Baseball, the Bears reached the 20-win mark for the 51st consecutive season. Thompson collected his first-career win in thrilling fashion, a 6-5 Opening Day victory in 10 innings, over Central Michigan on Feb. 17, 2023. Under Thompson's direction, BU posted three walk-off wins and two wins over ranked opponents in 2023, and set a program record with 18 strikeouts in a Big 12 contest (vs. Oklahoma State, March 24).

Thompson guided sophomore catcher Cortlan Castle to All-Big 12 Honorable Mention honors after he hit .393 in league play, the fifth-best average in the conference. Freshman infielder Kolby Branch was also unanimously named to the Big 12 All-Freshman Team after leading the team in most offensive categories, including batting average (.325), hits (69), home runs (6) and RBI (41). Branch's 17 doubles were one shy of the program's freshman record, set by Matt Williams in 1998.

On the mound, BU racked up 492 strikeouts, marking the fifth-highest single-season total all-time. Junior RHP Will Rigney was named the Big 12 Pitcher of the Week on March 20 after throwing five perfect innings and striking out 11 of the 15 batters he faced against Rice and Kansas State.

### HIGHLANDERS SOAR TO NEW HEIGHTS

Over the course of nine seasons at MCC, Thompson compiled a 372-138-1 (.728) record with postseason appearances each year. The Highlanders claimed four NJCAA Region V and Southwestern District Championships, four NJTCAC Championships, a second-place finish at the 2015 JUCO World Series, and the 2021 NJCAA Division I Baseball National Championship. Additionally, the Highlanders produced 16 MLB Draft picks, including the top NJCAA selection in three of the last four years. Under Thompson's tutelage 108 players have gone on to play at four-year universities, including 87 at the Division I level.

In 2022, Thompson and the Highlanders eclipsed the 50-win mark for the second time by going 50-13-1 overall with a 28-4 mark in conference play. Cole Fontenelle and Wyatt Cheney were named NJCAA Division I All-Americans after leading MCC to another NJCAA Region V title, NJTCAC Championship and the program's fourth trip to the JUCO World Series under Thompson.

The Highlanders notched a 27-7 record in NJTCAC play on their way to another run at the 2021 conference, regional and national titles. MCC went undefeated in the Region V North Tournament and the Region V Super Regional to earn the program's third berth to the JUCO World Series. The Highlanders won all five games in Grand Junction to claim the second national title in program history and the first since 1983. McLennan ended the season on a 23-game winning streak and finished with an overall record of 47-16. Thompson was named the Bus Bergman Coach of the Tournament and the ABCA's NJCAA Division I National Coach of the Year. Four of Thompson's players earned all-tournament honors in Mason Greer, Miguel Santos, Blake Jackson and Logan Henderson, who was also named the Robert Purkey Jr. Memorial Outstanding Pitcher and Daily Sentinel Tournament MVP. Additionally, Henderson garnered NJCAA Division I Pitcher of the Year recognition and a spot on the All-America First Team, along with Dominic Tamez.

MCC opened the 2020 campaign on fire with a 19-5 overall record and 5-1 mark in conference play before the COVID-19 pandemic forced the cancellation of the season by the NJCAA.

In 2019, the Highlanders opened the season ranked third in the NJCAA Preseason Poll, fourth in the Perfect Game Preseason Top 25, and 10th in the Collegiate Baseball Poll. McLennan remained in the top-10 throughout the season, working to a 24-8 record for another second-place finish in the NJTCAC. The Highlanders shined at the Region V Tournament, advancing to the championship game once again before falling to New Mexico and ending the year at 42-17.

Thompson continued the Highlanders' winning tradition in 2018, beginning the year ranked sixth in the NJCAA Preseason Poll and remaining in the top-20 throughout the season. Perfect Game's Top JUCO Prospect and NJCAA All-American Josh Breaux led the way at the plate and NJCAA All-American Grant Miller led the pitching staff, helping MCC to a 25-7 record and second-place finish in conference play. McLennan ended the season with an overall tally of 44-15 after being

eliminated from the championship game in a ruling by the NJCAA.

2017 was an incredible season for the Highlanders, having entered the season ranked No. 16 in the NJCAA Division I Preseason Poll and climbing the ranks up to No. 1 throughout the season. The Highlanders went 26-6 in conference play, including an undefeated month of April, to claim a second-consecutive conference championship – MCC's first back-to-back conference titles in over 20 years. Thompson again earned Coach of the Year honors and led the Highlanders to a 6-1 mark in the Region V Tournament to claim another regional title and secure a return trip to the JUCO World Series. The Highlanders went 1-2 in Grand Junction, finishing fifth and ending the year with an overall mark of 52-13, the second-most win total of any D-I team in the country.

MCC's success continued in 2016, going 45-12 overall and 25-7 in conference play to claim the NJTCAC title and Coach Thompson's second-consecutive Coach of the Year honor. McLennan won 13 of its final 14 regular-season games, including a nine-game winning streak. The Highlanders finished the season ranked No. 11 in the nation and posted a .342 team batting average with 80 home runs to average just under nine runs per game. Thompson's squad was nearly unbeatable at home, going 24-3 at Bosque River Ballpark.

In 2015, Thompson guided McLennan to its first Region V Championship and JUCO World Series appearance in 32 years with a 41-20 overall record. His efforts were rewarded in being named the Region V Coach of the Year, as well as the Waco Tribune-Herald Sportsman of the Year. Thompson's squad posted a .327 team batting average and scored more than seven runs per game. The season included a pair of six-game winning streaks and a stretch in which McLennan won 24 of 31 games. At the JUCO World Series, the Highlanders won three-straight elimination games before falling in the national championship.

In Thompson's first season, the Highlanders finished 32-27 and earned a Region V bid for the first time in four years. McLennan ended the season as the Region V Tournament runner-up after posting a 17-15 mark in the North Texas Junior College Athletic Conference (NJTCAC).

### ACADEMIC SUCCESS

Thompson's squads also excelled in the classroom, as the Highlanders posted cumulative GPAs above 3.0 in 16 consecutive semesters. His teams earned NJCAA All-Academic Team Honorable Mention honors in 2015 (3.13), 2016 (3.19), 2017 (3.42), 2018 (3.51), 2019 (3.28), 2020 (3.29) and 2021 (3.53). Ninety-nine players earned NJCAA Academic Student-Athlete Awards. The 2017 and 2018 team GPAs were the third-best in the nation.

### MAJOR LEAGUE PROWESS

Before being named McLennan's head coach, Thompson spent one season as the South Texas area scouting supervisor for the Kansas City Royals organization. During that year, Thompson drafted the 1st-, 3rd-, 9th-, 13th- and 20th-round picks for Kansas City, two of which have advanced to play in the Big Leagues.

### BUILDING UP THE BEARS

In his prior 18 years at Baylor, Thompson helped coach 10 teams to 40-win seasons and set team records in virtually every offensive category, including batting average, hits, runs, doubles, home runs, RBIs, total bases, stolen bases and slugging percentage. During his tenure as an assistant, Thompson guided 97 all-conference honorees, 16 All-Americans and 13 freshman All-Americans. Additionally, Baylor's top-five winningest seasons came during Thompson's tenure.

From '95 to '12, Thompson recruited 72 Baylor players who were drafted or signed with Major League organizations. The list includes several high-round draft picks, most notably first-rounders Kip Wells (Chicago White Sox, 1998), Jason Jennings (Colorado Rockies, 1999), Chad Hawkins (Texas Rangers, 2000), David Murphy (Boston Red Sox, 2003), Mark McCormick (St. Louis Cardinals, 2005) and Aaron Miller (Los Angeles Dodgers, 2009), as well as 2001 Johnny Bench Award winner and Red Sox second-round pick Kelly Shoppach.

Twelve players who Thompson recruited to BU eventually reached the Major Leagues. His recruiting classes were ranked among the nation's top-25 six times, including a No. 1 ranking in 2005 that led to Thompson being named Baseball America's American Baseball Coaches Association (ABCA) National Assistant Coach of the Year.

### GETTING HIS START

Thompson began his coaching career as a graduate assistant for legendary coach Ron Polk at Mississippi State for the 1990 season, where the Bulldogs went 50-21 and reached the College World Series. Thompson

## COACHING STAFF

spent the 1991 season at Radford (Virginia), before returning to MSU for the 1992 and 1993 seasons as assistant coach and director of baseball operations.

In 1994, Thompson was an assistant coach at Auburn under ABCA Hall of Famer Hal Baird, helping the Tigers garner 44 wins and a College World Series appearance. He worked with catchers and outfielders and was the team's defensive coordinator.

### PERSONAL

Thompson is a 1988 honors graduate of Fort Hays State in Kansas where he twice earned academic all-conference honors in baseball and served as a team captain as a senior. He began his collegiate career at Cloud County Community College before spending a year at Bacone College before transferring to Fort Hays State. Thompson toured Europe in the summer of 1987 with Athletes in Action, the athletic ministry of Campus Crusade for Christ. He earned a master's degree in physical education from Mississippi State in 1991.

In 1998, Thompson produced an instructional video entitled "Contact Hitting and Plate Coverage" with Championship Books and Videos. In 1999, he again joined Championship Books and Videos to co-produce a six-tape series of videos designed to help youth league coaches teach the game of baseball.

Thompson is a native of Goodland, Kan. He and his wife, Amber, have two daughters, Mary Conley and Caroline, who are both Baylor graduates.

### THE THOMPSON FILE

**Hometown:** Goodland, Kan.

**College:** Fort Hays State, 1988; Mississippi State, 1991

**Family:** Wife - Amber; Daughters - Mary Conley, Caroline

### COACHING EXPERIENCE

1990 - Mississippi State, graduate assistant

1991 - Radford, assistant coach

1992-1993 - Mississippi State, assistant coach

1994 - Auburn, assistant coach

1995-2009 - Baylor, assistant coach

2010-2012 - Baylor, assistant head coach

2014-2022 - McLennan CC, head coach

2023-present - Baylor, head coach

### POSTSEASON EXPERIENCE

1990 (Mississippi State) - NCAA South II Regional

1990 (Mississippi State) - NCAA College World Series

1992 (Mississippi State) - NCAA Midwest Regional (Mississippi State)

1993 (Mississippi State) - NCAA East Regional (Florida State)

1994 (Auburn) - NCAA East Regional (Clemson)

1994 (Auburn) - NCAA College World Series

1998 (Baylor) - NCAA South I Regional (Florida)

1999 (Baylor) - NCAA Waco Regional (Baylor)

2000 (Baylor) - NCAA Waco Regional (Baylor)

2001 (Baylor) - NCAA Houston Regional (Rice)

2002 (Baylor) - NCAA Austin Regional (Texas)

2003 (Baylor) - NCAA Hattiesburg Regional (Southern Miss)

2003 (Baylor) - NCAA Baton Rouge Super Regional (LSU)

2005 (Baylor) - NCAA Waco Regional (Baylor)

2005 (Baylor) - NCAA Waco Super Regional (Baylor)

2005 (Baylor) - NCAA College World Series

2006 (Baylor) - NCAA Houston Regional (Rice)

2007 (Baylor) - NCAA Houston Regional (Rice)

2009 (Baylor) - NCAA Baton Rouge Regional (LSU)

2010 (Baylor) - NCAA Fort Worth Regional (TCU)

2011 (Baylor) - NCAA Houston Regional (Rice)

2012 (Baylor) - NCAA Waco Regional (Baylor)

2012 (Baylor) - NCAA Waco Regional (Baylor)

2014 (McLennan CC) - NJCAA Region V Tournament

2015 (McLennan CC) - NJCAA Region V Tournament

2015 (McLennan CC) - NJCAA World Series

2016 (McLennan CC) - NJCAA Region V Tournament

2017 (McLennan CC) - NJCAA Region V Tournament

2017 (McLennan CC) - NJCAA World Series

2018 (McLennan CC) - NJCAA Region V Tournament

2019 (McLennan CC) - NJCAA Region V Tournament

2021 (McLennan CC) - NJCAA Region V North Tournament

2021 (McLennan CC) - NJCAA Region V Super Regional

2021 (McLennan CC) - NJCAA World Series Champions

2022 (McLennan CC) - NJCAA Region V North Tournament

2022 (McLennan CC) - NJCAA Region V Super Regional

2022 (McLennan CC) - NJCAA World Series

### THOMPSON'S HEAD COACHING RECORDS

School	Year	Overall	Conf. Record
McLennan CC	2014	32-27	17-15 (5th, NTJCAC)
McLennan CC	2015	41-20	19-13 (4th, NTJCAC)
McLennan CC	2016	45-12	25-7 (1st, NTJCAC)
McLennan CC	2017	52-13	26-6 (1st, NTJCAC)
McLennan CC	2018	44-15	25-7 (2nd, NTJCAC)
McLennan CC	2019	42-17	24-8 (2nd, NTJCAC)
McLennan CC	2020	19-5	5-1 (n/a, NTJCAC)
McLennan CC	2021	47-16	27-7 (1st, NTJCAC)
McLennan CC	2022	50-13-1	28-4 (1st, NTJCAC)
Baylor	2023	20-35	6-18 (9th, Big 12)
Baylor	2024	22-31	10-20 (11th, Big 12)
Baylor	2025	33-22	13-17 (10th, Big 12)

### TOTALS

Career	12 Seasons	447-226-1	225-123
Junior College	9 Seasons	372-138-1	196-68
Division I	4th Season	75-88	29-55
Baylor	4th Season	75-88	29-55

### THOMPSON BY THE NUMBERS

#### POSTSEASON EXPERIENCE

17 - NCAA Regionals

3 - NCAA Super Regionals

3 - NCAA College World Series Appearances

8 - NJCAA Region Tournaments

2 - NJCAA Super Regionals

4 - NJCAA World Series Appearances

1 - NJCAA World Series Championship (2021)

#### WHILE AT BAYLOR

3 - Big 12 Championships

12 - NCAA Regional Appearances

3 - NCAA Super Regional Appearances

1 - NCAA College World Series (2005)

10 - 40-Win Seasons

105 - All-Conference Honorees

21 - All-Americans

14 - Freshman All-Americans

76 - MLB Draftees/Signees

### BAYLOR ALL-TIME COACHING RECORDS

Name	Years	Overall	PCT.
Steve Smith	1995-2015 (21)	744-523-1	.587
Mickey Sullivan	1974-94 (21)	649-428-6	.602
Steve Rodriguez	2016-2022 (7)	197-146	.574
Dutch Schroeder	1962-73 (12)	196-165-1	.543
Morley Jennings	1928-39 (12)	120-78-2	.605
Frank Bridges	1920-27 (8)	95-73	.565
A.E. Jones	1946-50, 53 (6)	81-51	.614
<b>Mitch Thompson</b>	<b>2023-present</b>	<b>75-88</b>	<b>.460</b>
Lloyd Russell	1940-41, 58-61 (6)	72-58-1	.553
Ralph Glaze	1910-13 (4)	54-27	.667
Boyd SoRelle	1954-57 (4)	48-45-1	.516
C.P. Mosley	1914-19 (6)	47-60	.439
L.F. Burleson	1906-08 (3)	25-34	.423
R.N. Watts	1903-04 (2)	13-18	.438
Lee Carroll	1905 (1)	12-7	.631
Vic Bradford	1951 (1)	10-10	.500
Chuck Devereaux	1952 (1)	9-6	.600
E.J. Mills	1909 (1)	9-12	.421
Floyd Crow	1942 (1)	8-8	.500
J.C. Ewing	1902 (1)	5-9	.357
<b>Total</b>	<b>1902-2025</b>	<b>2,469-1,846-12</b>	<b>.572</b>

## COACHING STAFF



21

**ZACH DILLON**  
ASSISTANT COACH | 4TH SEASON  
BAYLOR, 2005

Zach Dillon was announced as Baylor's hitting coach and recruiting coordinator on June 25, 2022. A former Baylor baseball player from 2003-06 and volunteer assistant coach in the 2012 season, Dillon returns to Waco for his fourth season as the Bears' assistant coach in 2026.

Dillon helped the Bears take a big step forward in 2025, as BU went 33-22 overall, 13-17 in Big 12 play, and reached the Big 12 Tournament for the first time since 2022. In his role as the first-base coach, recruiting coordinator, and primary defensive responsibilities with the catchers, Dillon helped Baylor hit .286 as a team with 51 home runs and 110 doubles, all program highs in the Mitch Thompson era.

Dillon was instrumental in mentoring standout shortstop Tyriq Kemp, a sixth-round draft pick by the Kansas City Royals, to All-Big 12 First Team honors. A dazzling defender, Kemp was named a semifinalist for the Brooks Wallace Award, which recognizes the nation's top shortstop, after putting together one of the strongest defensive seasons in Baylor Baseball history. He fielded at a .962 clip with just nine errors in 236 total chances, while also performing offensively as one of Baylor's best and most consistent hitters. Kemp led the team and hit .358 in 2025, improving from a .238 clip in 2024, and slugged .542 with a .988 OPS, pacing the Bears with 72 hits, including 14 doubles, one triple, and a career-high seven home runs.

Fellow infielders Travis Sanders (.335, 8 HR, 25 RBIs) and Pearson Riebock (.306, 3 HR, 34 RBIs) also collected all-conference praise as the duo were each tabbed honorable mention selections, while Riebock also picked up All-Freshman Team honors. Dillon also oversaw the first double-digit home run season by a Bear under Thompson, as senior outfielder Wesley Jordan slugged 10 homers to pace the club.

Defensively, veteran catcher Cortlan Castle put together a strong senior campaign behind the plate fielding at a .997 clip with just one error. Castle also threw out 9 of 29 attempted basestealers.

In 2024, Dillon assisted in mentoring junior designated hitter Wesley Jordan to All-Big 12 Second Team honors after the slugger hit a team-leading .351 in league action with five home runs and 17 RBIs and finished the year with a .331 batting average, .632 slugging percentage, nine home runs and 32 RBIs. Additionally, fifth-year senior infielder Cole Posey (.315 AVG, 5 HR, 20 RBIs in 35 games) was tabbed an All-Big 12 Honorable Mention selection.

Dillon helped BU hit .273 as a squad in 2024 with 42 home runs, including four players batting above .300 in Enzo Apodaca, Ty Johnson, Wesley Jordan and Cole Posey. Defensively, junior catcher Cortlan Castle played elite defense with a .997 fielding percentage and caught 12 runners stealing.

In 2023, Dillon mentored sophomore catcher Cortlan Castle to All-Big 12 Honorable Mention honors after he hit .393 in league play, the fifth-best average in the conference. Freshman infielder Kolby Branch was also unanimously named to the Big 12 All-Freshman team after leading the team in most offensive categories, including batting average (.325), hits (69), home runs (6) and RBI (41). Branch's 17 doubles were one shy of the program's freshman record, set by Matt Williams in 1998.

Prior to joining the Baylor staff, Dillon spent six years as the director of operations for Twelve Baseball, a premier select youth and high school program based out of Katy, Texas. Since the 2016-17 calendar year, Dillon's work with Twelve Baseball has been influential, particularly in the 2018-2025 recruiting classes. On a daily basis, he assisted in youth and high school practice planning, ensuring a competitive culture and environment that maximized player development. Off the field, he created the club's annual operating budget, handled program development and fundraising, managed scheduling and other organizational administrative duties. Dillon's relationships with college coaches and next-level resources greatly helped in sending Twelve Baseball players to college programs around the nation.

Previously, Dillon worked on Thompson's staff at McLennan Community College during the 2016 season as an assistant coach and

recruiting coordinator. That year, the Highlanders went 45-12 and won the NJCAC regular-season title. Under Dillon's guidance, MCC hitters combined for a .342 batting average with 80 home runs, 144 doubles and a team OPS of 1.018. Dillon played a part in sending 22 players to Division I schools and saw seven of his products selected in the MLB Draft.

In 2015, Dillon served as the volunteer assistant coach and coordinator of camps at Mississippi State. While there, he directly assisted in the development of future SEC Player of the Year Brent Rooker, All-SEC selections Gavin Collins, Ryan Gridley and Jacob Robson, and 2016 first-round draft pick Dakota Hudson.

Prior to joining the MSU staff, Dillon spent the 2014 season as the director and head coach of the 18U Iowa Sticks, the premier youth baseball club in Iowa. Additionally, he worked as the director of the Premier Baseball High School Spring League as well as the PPC Showcase Camps.

Before his time in Waukee, Iowa, Dillon served as an assistant coach at the University of Iowa. While there, he served as the Hawkeyes' third base coach, hitting coach and recruiting coordinator responsible in all areas of program development.

Dillon returned to Iowa City after helping Baylor in 2012 as a volunteer assistant. He aided the Bears in reaching the Waco Super Regional and finishing 49-17 overall, one win shy of a school record and a trip to Omaha for the College World Series. The Bears captured the regular-season Big 12 title, reached No. 1 in the nation for the first time in school history and entered the postseason as the No. 4 overall seed.

Dillon coached a school-record 11 All-Big 12 players the season, including six first-team selections, including Big 12 Player of the Year Josh Ludy and Big 12 Newcomer of the Year Nathan Orf. A conference-record four Bears garnered Louisville Slugger All-America recognition, while a total of six players were taken in the 2012 MLB Draft.

Before coaching in Waco, Dillon worked as the volunteer assistant and camp coordinator at Iowa. In his first two seasons in Iowa City, Dillon was part of a coaching staff which led the Hawkeyes to 50 victories and six All-Big Ten honors. Off the field, the Hawkeyes tallied 20 Academic All-Big Ten honors, including a school-record 12 in 2011.

As a player, Dillon played collegiately at Baylor from 2003-06 where he was an integral part of three NCAA Tournament squads, two NCAA Super Regionals appearances and a College World Series berth in 2005. He was a two-time All-Big 12 selection, two-time ABCA All-Region pick and was named to a pair of NCAA Tournament All-Regional teams. In 2006, Dillon garnered Big 12 Player of the Year honors from the San Antonio Express-News and was named a semifinalist for the Johnny Bench Award, which recognizes the nation's top catcher.

During his senior season at BU, Dillon hit .421 with an eye-popping .496 on-base percentage in Big 12 play. He led the league in average and walks, finishing in the top-20 nationally in walks per game. Dillon wrapped up his career with a .307 average, 124 RBIs and 115 walks.

Away from the diamond, Dillon was a four-time academic all-conference selection, a first-team ESPN The Magazine Academic All-American and a 10-time member of the Big 12 Conference Commissioner's Honor Roll. In 2009, he was also the recipient of a spring post-graduate scholarship.

Dillon was selected by the Baltimore Orioles in the 20th round of the 2006 MLB Draft. In 2007, he powered the Frederic Keys (Class-A Advanced) to the Carolina League championship and earned a big-league spring training invited a few months later.

Dillon graduated Magna Cum Laude from Baylor with a bachelor's degree in education in 2005. He later earned his master's degree in education and sports management in 2009. Dillon has a son, Hayden. Dillon and his wife, Heather, were married in December 2023.

## COACHING STAFF



# 55

**SEAN SNEDEKER**  
ASSISTANT COACH | 2ND SEASON  
TEXAS A&M, 1990

Sean Snedeker was announced as Baylor Baseball's pitching coach on June 12, 2024.

The 32-year coaching veteran made an immediate impact and turned around a Baylor pitching staff to rank inside the top-30 nationally in four different categories in his first season with the program - BB/9 (3.23, 7th), WHIP (1.33, 22nd), K:BB Ratio (2.57, 27th) and ERA (4.52, 29th). In fact, BU's 3.23 BB/9 mark was the sixth-best in program history.

Under Snedeker, the Bears were nearly two runs better on the bump, drastically improving their team ERA from a 6.51 in 2024 to a 4.52 mark in 2025. The team struck out 444 batters and limited free passes, allowing just 173 walks - the fewest in a complete season since 1976.

Uniquely, the Bears started a left-handed pitcher in each of the team's last 44 games of the 2025 season, dating back to March 2. The 2025 season is the only season in the modern era (since 2003) that Baylor had started six different left-handed pitchers at any point in the year, and just the third time in the same span with four different left-handed starters.

In 2025, Snedeker mentored First-Team All-American Gabe Craig to a total of five All-America honors, becoming BU's most decorated All-American since 2019. The right-handed reliever was statistically one of the most dominant closers in the country, finishing the season with a 3-0 record and 10 saves in 32 innings of work. Craig struck out 51 batters and walked just three, holding opponents to a .124 batting average. He led the nation with a microscopic 0.56 ERA, a 0.50 WHIP and a 17:1 strikeout-to-walk ratio. He also ranked second nationally in H/9 (3.66), third in BB/9 (0.84) and owned the fifth-best K/9 (14.34) among Division I relievers.

For his outstanding efforts, Craig was named a finalist for the College Baseball Foundation's National Pitcher of the Year Award and became the second Bear to be named a finalist for the National Collegiate Baseball Writers Association Stopper of the Year Award. He went on to be drafted by the Philadelphia Phillies in the fifth round of the MLB Draft with the 161st overall selection.

Snedeker brought over 18 years of experience as a collegiate pitching coach to Waco after spending the previous seven seasons at Lamar. Prior to his time with the Cardinals, Snedeker made stops at Oral Roberts (2013-17) and Duke (2007-12) after a 13-year career in professional baseball.

"We are thrilled to add Sean Snedeker to our coaching staff here at Baylor," head coach Mitch Thompson said. "Sned has tremendous experience in leading successful college pitching staffs and has a great track record at developing pitchers for professional baseball. I have known Sean for over 20 years and have always been impressed with his work on the field and on the recruiting trail. I couldn't be more excited to see him lead our pitching staff and am confident that he will develop a great working relationship with each of our pitchers in helping them to reach their full potential on and off the field."

During his time at the collegiate level through the 2025 campaign, Snedeker has produced a total of 40 MLB draft picks, seven All-Americans, five conference pitchers of the year and 30 all-conference selections. At each of his three previous collegiate stops, Snedeker has led a pitching staff to a top-10 ERA ranking nationally, including Lamar in 2024 (3.79, 2nd) and 2023 (3.96, 6th), Oral Roberts in 2017 (3.06, 6th) and Duke in 2008 (3.71, 6th).

"I can't begin to tell you how happy and excited I am to be joining Mitch's staff at Baylor," Snedeker said. "I am honored he has put his trust in me to be an addition to an already very talented and capable coaching staff. I have always been aware of and impressed with the history, tradition and reputation of Baylor Baseball. I am looking forward to meeting the team and can't wait to get started!"

In seven seasons at Lamar, Snedeker produced pitching staffs that led the league in ERA in each of the last four seasons (Southland - 2021, 2023, 2024; WAC - 2022). Snedeker's 2024 staff was one of the nation's best with the second-lowest ERA in the country (3.79), third-best WHIP (1.23), fourth-best hits per nine (7.60) and a 2.31 strikeout-to-walk ratio. The Cardinals allowed just 3.44 walks per nine innings, ranking 17th in the country, and held opponents to just a .228 batting average.

All three of LU's weekend starters earned all-conference recognition in 2024, including Southland Conference Pitcher of the Year and Third-Team All-American Brooks Caple. Caple (7-3, 2.40 ERA, 102 SO) earned first-team praise, while Jacob Ellis (8-1, 4.22 ERA, 72 SO) and Hunter Hesselstine (7-3, 3.59 ERA, 48 SO) both garnered spots on the second team.

Strong pitching performances helped Lamar to 44 regular-season wins in 2024, tied for the third-most nationally, and contributed to the Cardinals knocking off five Power-5 teams a season ago. Snedeker mentored Caple (5-0, 3.19 ERA, 50 SO) and Hesselstine (4-2, 3.98 ERA, 46 SO) to their first-career all-conference honors in 2023 as the duo highlighted an LU pitching staff which ranked sixth nationally with a 3.96 ERA.

Snedeker also transformed former high school shortstop Ryan Erickson into one of the nation's top relievers, earning a spot on the 2019 NCBWA Stopper of the Year Award watch list after posting a 3-1 record and 1.66 ERA across 25 appearances in 2018, while adding four saves.

While at Lamar, four pitchers were either drafted or signed free agent contacts under Snedeker's tutelage, including Tanner Driskell (9th Round, Washington Nationals - 2018), Jason Blanchard (9th Round, San Diego Padres - 2019), Austin Faith (UDFA, New York Mets - 2020) and Jack Dallas (UDFA, Philadelphia Phillies - 2022). Dallas holds Lamar's career records for saves and appearances, in addition to the top-two single-season saves records in program history.

Before his time at Lamar, Snedeker was the architect behind one of the nation's top pitching staffs during his five seasons at Oral Roberts. In 2017, the Golden Eagles finished sixth nationally with a 3.06 ERA, surrendering fewer than nine hits per nine innings while also ranking among the nation's top-10 in shutouts (eight). Snedeker's staff led ORU to a 43-win season and its third-straight appearance in the NCAA Tournament, as the Golden Eagles won the Summit League with a near perfect 25-4 record, 6.5 games clear of second place in the standings.

During his time with the Golden Eagles, Snedeker helped ORU lay the foundation for one of the strongest runs in Summit League history. ORU won three consecutive league titles during Snedeker's tenure from 2015-17 and went 122-53 (.697) during the run, including a 72-17 (.809) mark in conference games. Snedeker coached three conference Pitchers of the Year at ORU in Miguel Ausua (2017), Xavier Altamirano (2015) and Alex Gonzalez (2013). Additionally, Jordan Romano was tabbed the Southland's Relief Pitcher of the Year in 2014.

The Golden Eagles advanced to the 2016 Fort Worth Regional behind a pitching staff that led the Summit League with a 3.91 ERA. That season, Snedeker produced a closer who set the ORU single-season record for saves (14) in Brady Womacks, while Bryce Howe led the league with 84 strikeouts and Nick Wood led the Summit in ERA (2.68). All three were named to the All-Summit League Team along with fellow pitcher Cale Tims.

While at ORU, Snedeker mentored 16 players who went on to professional careers, including 2013 Texas Rangers first-rounder Alex "ChiChi" Gonzalez and 2014 Toronto Blue Jays 10th-round selection Jordan Romano.

Prior to his time at Oral Roberts, Snedeker spent six seasons as the pitching coach at Duke, leading a Blue Devils staff that finished sixth nationally in ERA in 2008 (3.71). Snedeker's staffs improved in strikeouts each year and ranked ninth nationally in 2012 with 8.00 strikeouts per nine innings. He helped develop over a dozen professional pitching prospects while at Duke, including two-time MLB All-Star Marcus Stroman, the 22nd overall selection by the Toronto Blue Jays in the 2012 MLB Draft.

A 13-year career in professional baseball preceded Snedeker's time as a collegiate pitching coach, including 12 seasons in the Chicago White Sox organization and another year in the Los Angeles Dodgers system. In the pro ranks, Snedeker coached more than 50 current or former major league pitchers, including MLB All-Star Adam Wainwright (Arizona Fall League) and 2012 All-Star and National League Cy Young Award runner-up Gio Gonzalez.

A standout at Texas A&M from 1987-88, Snedeker compiled a 17-4 overall record in his collegiate playing career. In 1988, Snedeker posted a 9-2 record and a 3.50 ERA while striking out 87 batters and walking 41, earning the C.E. "Pat" Olsen Outstanding Pitcher Award.

Snedeker was selected in the 30th round of the 1988 MLB Draft by the Los Angeles Dodgers and reached Double-A San Antonio before leaving to join the coaching ranks. Professionally, he compiled a 34-21 record with a career 3.24 ERA. His career highlight came while pitching for Class-A Vero Beach in 1991, when he tossed a perfect game on August 28 against the Port St. Lucie Mets. Snedeker was also teammates with MLB Hall of Famers Mike Piazza and Pedro Martinez while playing for the San Antonio Missions.

Snedeker graduated from Texas A&M with a degree in kinesiology in 1990 and added a master's degree in the same field in 2000. He and his wife, Mary Jane, have two children, a daughter, Sydney, and a son, Sy, who played at and graduated from Princeton in 2021 and spent the 2022 season at Grand Canyon.

## COACHING STAFF



40

**JIM BLAIR****ASSISTANT COACH | 4TH SEASON  
BAYLOR, 2000**

Jim Blair was hired as Baylor's third full-time assistant coach on July 1, 2023, after serving as the volunteer assistant during the 2023 campaign. He was introduced as a member of the staff and BU baseball's camp director on July 7, 2022.

A former Baylor baseball player from 1996-98 and 22-year veteran coach at the high school and collegiate levels, Blair returns to Waco for his fourth season on staff in 2026.

Blair helped the Bears take a big step forward in 2025, as BU went 33-22 overall, 13-17 in Big 12 play, and reached the Big 12 Tournament for the first time since 2022. In his role as the third-base coach and primary defensive responsibilities with the team's outfielders, Blair helped Baylor hit .286 as a team with 51 home runs and 110 doubles, all program highs in the Mitch Thompson era.

Blair assisted in guiding standout shortstop Tyriq Kemp, a sixth-round draft pick by the Kansas City Royals, to All-Big 12 First Team honors. A dazzling defender, Kemp was named a semifinalist for the Brooks Wallace Award, which recognizes the nation's top shortstop, after putting together one of the strongest defensive seasons in Baylor Baseball history. He fielded at a .962 clip with just nine errors in 236 total chances, while also performing offensively as one of Baylor's best and most consistent hitters. Kemp led the team and hit .358 in 2025, improving from a .238 clip in 2024, and slugged .542 with a .988 OPS, pacing the Bears with 72 hits, including 14 doubles, one triple, and a career-high seven home runs.

Fellow infielders Travis Sanders (.335, 8 HR, 25 RBIs) and Pearson Riebock (.306, 3 HR, 34 RBIs) also collected all-conference praise as the duo were each tabbed honorable mention selections, while Riebock also picked up All-Freshman Team honors. Blair also oversaw the first double-digit home run season by a Bear under Thompson, as senior outfielder Wesley Jordan slugged 10 homers to pace the club.

On the basepaths, Blair led the Bears to their highest stolen base output since 2015 with 59 bags on the year. Senior outfielder Ty Johnson paced the squad with 11 swipes, while four other Bears stole at least six bases.

In 2024, Blair assisted in mentoring junior designated hitter Wesley Jordan to All-Big 12 Second Team honors after the slugger hit a team-leading .351 in league action with five home runs and 17 RBIs and finished the year with a .331 batting average, .632 slugging percentage, nine home runs and 32 RBIs. Additionally, fifth-year senior infielder Cole Posey (.315 AVG, 5 HR, 20 RBIs in 35 games) was tabbed an All-Big 12 Honorable Mention selection.

Blair helped BU swipe 39 bases in 2024 and play strong defense, with junior center fielder Ty Johnson leading the way with a .978 fielding percentage. Alongside Jordan and Johnson, redshirt junior right fielder Enzo Apodaca, who led the Bears in nearly every offensive category, helped form a formidable outfield trio, setting the table with a combined 176 hits, including 33 doubles, seven triples and 17 homers, good for nearly 36% of the team's total production.

In 2023, Blair assisted in the development of sophomore catcher Cortlan Castle, who earned All-Big 12 Honorable Mention honors after hitting .393 in league play, the fifth-best average in the conference. Blair also helped mentor freshman infielder Kolby Branch, who was unanimously named to the Big 12 All-Freshman team after leading the team in most offensive categories, including batting average (.325), hits (69), home runs (6) and RBI (41). Branch's 17 doubles were one shy of the program's freshman record, set by Matt Williams in 1998.

Blair previously lead newly-founded San Antonio Pieper High School to a 21-5 record as the head coach in 2022, the program's first year. Before heading up the Warriors program, Blair spent two seasons at New Braunfels Canyon High School, where he was named the 2021 26-5A Coach of the Year after leading the Cougars to a district championship. Blair's squad finished the '21 season on a 17-game win streak and ranked No. 10 in the state of Texas at the 5A level. In two years at Canyon, Blair saw nine

players move on to play college baseball after compiling a 34-10 record.

Prior to coaching at the high school level, Blair spent 18 years at three different universities in the state of Texas, including two stints at UTSA. In total, he coached 32 hitters that have garnered all-conference honors a combined 38 times, mentored nine All-Americans, participated in six NCAA Regionals, won five conference tournament titles and recruited over 40 players who were drafted or signed professional contracts, including five who have reached the Major Leagues.

Blair spent seven seasons on staff at UTSA as associate head coach and recruiting coordinator from 2013-19. In 2018 and 2019, he served as the team's pitching coach after directing the Roadrunners' offense for five years. His staffs produced the two highest single-season strikeout totals in UTSA history and 2018's squad saw a school-record four players picked in the MLB Draft. Offensively, UTSA finished in the top-four in eight major categories in its first two seasons in Conference USA under Blair's guidance.

In 2012, Blair was an assistant coach and recruiting coordinator at Dallas Baptist, where he helped the Patriots to a 41-19 record and an appearance in the NCAA Waco Regional. DBU posted a .304 team batting average and finished fifth in the nation in slugging percentage and seventh in home runs, while producing a pair of All-Americans in Joel Hutter and Boomer Collins. In his one year as recruiting coordinator, the Patriots inked five pitchers that would eventually be taken in the top 12 rounds of the 2015 MLB Draft.

Prior to coaching in Dallas, Blair spent five seasons at Sam Houston State from 2007-11 as an assistant coach and recruiting coordinator under legendary coach Mark Johnson. While in Huntsville, Blair helped the Bearkats to three-consecutive NCAA Regional appearances (2007-09) and tutored a pair of All-Americans in Bobby Verbick and Todd Sebek. Blair's responsibilities included mentoring the offense, which set 19 school records during his tenure. As recruiting coordinator, he signed 22 players to National Letters of Intent that were either drafted or signed with MLB organizations and coached 11 All-Southland Conference honorees.

Blair spent the previous five campaigns as an assistant at UTSA from 2002-06. While in the Alamo City, he served as the hitting coach and helped the Roadrunners earn a berth to the 2005 NCAA Waco Regional. He tutored All-American Mark Schramek, who became the first player in UTSA history to be selected in the first round of the MLB Draft as the 40th overall pick by the Cincinnati Reds in 2002.

Before entering the coaching ranks, Blair was a three-year starter for Steve Smith at Baylor. He twice earned All-Big 12 laurels and still holds the program record with a 31-game hitting streak. Blair led the Bears with a .376 batting average in 1997 and signed a free-agent contract with the Los Angeles Dodgers in 1998.

Blair graduated in 2000 with a bachelor's degree in education with emphasis in health and human performance and received his master's degree in sport management from Sam Houston State in August 2013.

He and his wife, Pamela, have three sons, Carson, Andrew and Reid.

## SUPPORT STAFF



**DARIN THOMAS**  
DIRECTOR OF OPERATIONS | 4TH SEASON  
OKLAHOMA CHRISTIAN, 1989

Darin Thomas is in his fourth season as Baylor's director of baseball operations, after joining the staff on August 2, 2022. Thomas joined the Bears in an off-the-field role after previously serving as the head coach at UT Arlington for 15 years, in addition to seven earlier seasons as an assistant with the Mavericks.

In his role, Thomas serves as the lynch pin between the baseball office and ticketing, marketing and facilities departments within Baylor Athletics. Specific duties include coordination of team and recruiting travel, equipment management, handling practice and game video needs for the coaching staff, assistance with on-campus recruiting visits, compliance and student-athlete services.

Over his 15-year tenure at the helm of UTA, Thomas accumulated 404 career wins and three conference tournament championships in 2001, 2006 and 2012. In his 22 total seasons in Arlington, 41 Mavs players were drafted or signed with MLB teams. Thomas also guided 59 players to all-conference selections, including 22 first-team picks, while racking up seven 30-win seasons.

Prior to joining UTA in 2001, Thomas spent nine years as an assistant coach at Seward County Community College, where he assisted NJCAA Hall of Fame Coach Galen McSpadden. While there, Thomas helped lead the Saints to a 346-144 (.706) record while being ranked in the top-20 nationally during seven seasons. SCCC captured four Jayhawk West Conference crowns, four runner-up finishes and one Sub-Region VI Tournament title.

During his time at Seward County, Thomas spent four summers as the head coach with the collegiate summer league Liberal Bee Jays of the Jayhawk League.

Thomas began his collegiate playing career at Seward County, where he earned All-Conference and All-Region VI honors as a right-handed pitcher in 1986. He helped lead his team to a Jayhawk West Conference title and to the program's first Sub-Region VI Tournament championship by going 11-1 on the mound.

He then moved on to play at Oklahoma Christian University, where he was a three-time first-team All-Sooner Athletic Conference selection for the Eagles.

Thomas earned a bachelor's degree in marketing and physical education from Oklahoma Christian University in 1989 and a master's degree in sports administration from Fort Hays State University in 1996. He began his coaching career in 1990 at Oklahoma Christian High School before moving to Seward County CC in 1991.

Thomas and his wife, Jean, have three children, Megan, Ryan and Reed.



**BRIAN FURLONG**  
DIRECTOR OF PLAYER DEV. | 4TH SEASON  
IOWA, 2007

Brian Furlong is in his fourth season as Baylor baseball's director of player and pitching development, after joining the staff on August 18, 2022.

In his role, Furlong drives the program's analytics and technology initiatives, while overseeing all aspects of video and data integration. He contributes to scouting and game planning efforts, and also serves as the program's camp director.

Prior to joining the Baylor staff, Furlong spent the previous four seasons as the pitching coach at Xavier. During his time with the Musketeers, Furlong helped improve the pitching staff's ERA by nearly two runs against all opponents, and by over three runs in Big East play. In 2022, the Musketeers set a program record with 482 strikeouts, just one season after setting a program record with 8.4 strikeouts per nine innings.

Prior to joining Xavier in July 2018, Furlong was the head coach at Heartland Community College in Illinois for two seasons in 2017 and 2018. While at the helm of the program, Furlong led the Hawks to an 85-26 record and advanced to the 2018 Region 24 Championship game after winning the MWAC Conference title. Furlong was named the MWAC Coach of the Year as the 2018 squad recorded the second-best grade point average in program history and finished the season ranked No. 3 in the country.

Following the 2018 campaign, Furlong saw 14 Heartland players move on to play at Division I schools, a program record. In total, 31 players continued to play after competing under Furlong at HCC, including 18 at D-I universities.

Prior to his stint at Heartland, Furlong spent three years at Creighton as the pitching coach, where he helped the Bluejays set a program record with a 3.15 ERA in 2016. CU led the Big East in team ERA in both 2015 and 2016, while Furlong also tutored five of the top seven ERA leaders in school history.

Before working at Creighton, he served as the director of baseball operations at Iowa for the 2013 season. Before that, Furlong worked as a managing partner of a Diamond Dreams Sports Academy in Iowa City.

As a pitcher, Furlong played for Iowa State in 2001, Creighton in 2003 and Iowa in 2004-05. He was recognized as a Big 12 Scholar Athlete and named to both the Missouri Valley and Big Ten academic all-conference teams during his playing career.

Furlong earned a bachelor's degree in political science from Iowa in 2007 and holds a master's of education in coaching education and athlete development from Xavier. He and his wife, Megan, have a daughter, Colette, and a son, Will.



# 2025 OVERALL STATS



## 2025 Baylor Bears Baseball Overall Statistics for Baylor (as of Jan 28, 2026) (All games Sorted by Batting avg)



Record: 33-22 Home: 22-11 Away: 10-8 Neutral: 1-3 Big 12: 13-17

Player	avg	gp-gs	ab	r	h	2b	3b	hr	rbi	tb	slg%	bb	hp	so	gdp	ob%	sf	sh	sb-att	po	a	e	fld%	
13 Kemp, Tyriq	.358	55-55	201	48	72	14	1	7	41	109	.542	32	3	27	5	.446	4	2	9-13	69	158	9	.962	
6 Sanders, Travis	.335	47-43	164	44	55	9	1	8	25	90	.549	23	4	52	3	.425	2	2	8-11	61	122	10	.948	
33 Jordan, Wesley	.308	50-50	195	36	60	18	1	10	41	110	.564	25	4	41	4	.396	1	0	3-4	69	0	3	.958	
9 Simmons, Hunter	.307	54-54	205	29	63	15	1	3	36	89	.434	17	14	60	4	.395	2	1	2-2	0	0	0	.000	
5 Riebock, Pearson	.306	50-48	183	30	56	12	3	3	32	83	.454	31	1	52	4	.406	2	3	6-8	32	85	15	.886	
3 Apodaca, Enzo	.289	55-55	225	56	65	14	3	6	34	103	.458	28	11	27	2	.391	2	0	3-5	96	4	2	.980	
23 Johnson, Ty	.261	53-53	176	30	46	7	1	1	31	58	.330	35	5	41	4	.398	0	3	11-12	138	2	1	.993	
22 Little, Jack	.219	47-41	155	34	34	8	0	6	30	60	.387	24	4	57	1	.337	1	3	6-9	293	25	7	.978	
-----																								
19 Castle, Cortlan	.279	36-32	104	13	29	7	0	1	17	39	.375	19	1	15	2	.392	1	6	4-7	266	27	1	.997	
2 Brzozowski, Gavin	.246	27-15	65	17	16	2	0	2	12	24	.369	14	0	16	2	.375	1	0	2-2	79	4	1	.988	
4 Kennett, JJ	.243	28-23	74	13	18	1	0	2	21	25	.338	12	5	14	2	.380	1	1	2-2	180	10	1	.995	
32 Bergman, Caleb	.222	25-0	9	4	2	0	0	1	1	5	.556	0	1	6	0	.300	0	0	1-1	6	0	0	1.000	
1 Teplanszky, Hunter	.167	18-11	36	4	6	1	0	0	7	7	.194	7	0	10	0	.295	1	2	1-2	8	24	2	.941	
45 Youens, John	.158	11-4	19	3	3	1	0	0	3	4	.211	2	2	6	2	.304	0	0	0-0	37	4	0	1.000	
11 Pendergrass, Will	.157	25-11	51	9	8	1	0	1	7	12	.235	3	0	17	1	.200	1	0	1-1	98	3	1	.990	
Totals	.286	55	1862	370	533	110	11	51	338	818	.439	272	55	441	36	.389	19	23	59-79	1446	521	65	.968	
Opponents	.251	55	1861	288	468	82	9	52	266	724	.389	173	40	444	30	.326	16	20	38-50	1409	483	83	.958	

LOB - Team (457), Opp (376). DPs turned - Team (38), Opp (46). CI - Team (0), Opp (5). IBB - Team (5), Riebock 3, Kemp 2, Opp (3). Picked off - Kemp 2, Bergman, C. 1, Castle 1.

### (All games Sorted by Earned run avg)

Player	era	w-l	app	gs	cg	sho	sv	ip	h	r	er	bb	so	2b	3b	hr	b/avg	wp	hp	bk	sfa	sha
36 Calder, Ethan	5.18	3-6	15	15	0	0/1	0	73.0	75	45	42	18	64	18	4	9	.264	0	3	1	4	6
-----																						
10 Bergman, Brayden	0.00	0-0	1	0	0	0/0	0	1.0	0	0	0	1	2	0	0	0	.000	0	1	0	0	0
30 Craig, Gabe	0.56	3-0	24	0	0	0/1	10	32.0	13	3	2	3	51	0	0	0	.124	3	3	0	0	2
44 Glatch, Will	1.17	3-2	16	0	0	0/1	1	23.0	15	10	3	6	23	3	0	0	.176	1	1	0	0	0
46 Murry, Grayson	2.19	3-0	18	0	0	0/1	2	24.2	15	6	6	10	24	5	0	2	.181	1	0	0	1	1
52 Bunch, Caleb	3.23	2-0	20	0	0	0/1	2	39.0	35	16	14	8	30	4	1	5	.235	0	3	1	0	0
48 Davenport, Lucas	4.25	4-2	16	0	0	0/0	0	42.1	47	29	20	12	34	5	1	5	.269	2	0	0	5	0
29 Bailey, Carson	4.89	3-3	13	12	0	0/1	0	53.1	49	38	29	21	56	7	1	5	.239	4	10	0	1	2
12 Green, Mason	4.91	0-2	7	7	0	0/1	0	18.1	15	11	10	8	12	3	0	0	.224	0	1	0	0	1
34 Jameson, Caleb	5.02	2-1	14	7	0	0/1	0	28.2	34	19	16	11	25	4	0	2	.288	0	3	1	1	0
1 Teplanszky, Hunter	5.06	0-0	5	0	0	0/0	0	5.1	1	3	3	3	4	0	0	1	.059	0	1	0	0	0
18 Petrowski, Andrew	5.14	1-1	15	0	0	0/0	0	14.0	19	10	8	8	12	3	0	2	.328	1	0	0	1	1
50 Hail, Patrick	5.91	0-0	17	0	0	0/0	0	21.1	18	14	14	10	13	2	0	4	.231	0	5	0	0	1
42 Clewett, Camden	6.23	0-0	5	0	0	0/0	0	4.1	2	3	3	5	3	1	0	0	.133	2	1	0	0	0
38 Bales, Bryson	6.25	3-3	15	7	0	0/1	0	36.0	41	27	25	21	33	6	0	6	.277	2	4	2	0	4
89 Ruais, RJ	6.35	0-0	14	0	0	0/1	0	11.1	13	8	8	8	10	4	0	2	.302	2	1	0	0	0
49 Stahl, Stefan	6.75	2-1	15	4	0	0/1	1	18.2	23	17	14	6	13	7	1	3	.311	0	1	0	3	0
51 Stasio, Cole	7.12	3-1	15	3	0	0/0	0	30.1	46	24	24	10	32	9	0	5	.346	3	1	1	0	2
54 Leach, Drew	8.44	1-0	6	0	0	0/0	0	5.1	7	5	5	4	3	1	1	1	.333	3	1	0	0	0
Totals	4.52	33-22	55	55	0	3/3	16	482.0	468	288	242	173	444	82	9	52	.251	24	40	6	16	20
Opponents	5.65	22-33	55	55	0	1/1	10	469.2	533	370	295	272	441	110	11	51	.286	44	55	4	19	23

PB - Team (8), Castle 6, Kennett 2, Opp (5). Pickoffs - Team (3), Craig 1, Bunch 1, Stahl 1, Opp (4). SBA/ATT - Castle (20-29), Kennett (18-20), Bailey (11-11), Calder (6-7), Stasio (3-5), Davenport (5-5), Murry (1-3), Jameson (2-3), Bunch (1-3), Hail (2-2), Petrowski (1-2), Bales (1-2), Stahl (2-2), Craig (2-2), Glatch (0-1), Leach (0-1), Green (1-1).

## 2025 RESULTS



**2025 Baylor Bears Baseball  
Game Results for Baylor (as of Jan 28, 2026)  
(All games)**



Date	Opponent	Score	Inns	Overall	Big 12	Pitcher of record	Attend	Time
Feb 14, 2025	YOUNGSTOWN STATE	w 10-3	9	1-0-0	0-0-0	Calder (W 1-0)	1679	2:38
Feb 15, 2025	YOUNGSTOWN STATE-1	w 16-4	7	2-0-0	0-0-0	Bales (W 1-0)	-	2:38
Feb 15, 2025	YOUNGSTOWN STATE-2	w 12-4	9	3-0-0	0-0-0	Stasio (W 1-0)	1952	3:16
Feb 18, 2025	UTSA	w 5-0	9	4-0-0	0-0-0	Bailey (W 1-0)	1537	2:57
Feb 21, 2025	GONZAGA	w 4-0	9	5-0-0	0-0-0	Calder (W 2-0)	1496	2:19
Feb 22, 2025	GONZAGA	w 5-2	9	6-0-0	0-0-0	Davenport (W 1-0)	1605	2:36
Feb 23, 2025	GONZAGA	L 7-8	(10)	6-1-0	0-0-0	Petrowski (L 0-1)	1615	3:37
Feb 25, 2025	SFA	w 9-4	9	7-1-0	0-0-0	Murry (W 1-0)	1837	2:45
Feb 28, 2025	vs #8 Oregon State	L 3-4	9	7-2-0	0-0-0	Calder (L 2-1)	3253	2:23
Mar 01, 2025	vs Ohio State	w 8-6	9	8-2-0	0-0-0	Stahl (W 1-0)	5433	2:55
Mar 02, 2025	vs #25 Auburn	L 4-7	9	8-3-0	0-0-0	Stasio (L 1-1)	2258	3:02
Mar 04, 2025	TARLETON	w 7-2	9	9-3-0	0-0-0	Petrowski (W 1-1)	1862	2:47
Mar 07, 2025	LOYOLA MARYMOUNT	w 9-4	9	10-3-0	0-0-0	Calder (W 3-1)	1843	2:57
Mar 08, 2025	LOYOLA MARYMOUNT	w 6-3	9	11-3-0	0-0-0	Davenport (W 2-0)	1641	3:22
Mar 09, 2025	LOYOLA MARYMOUNT	w 9-1	9	12-3-0	0-0-0	Bailey (W 2-0)	1709	2:42
Mar 11, 2025	SAM HOUSTON	w 9-2	9	13-3-0	0-0-0	Leach (W 1-0)	2382	2:51
* Mar 14, 2025	at Kansas	L 1-9	9	13-4-0	0-1-0	Calder (L 3-2)	1628	2:40
* Mar 15, 2025	at Kansas	L 7-14	9	13-5-0	0-2-0	Bales (L 1-1)	1166	3:10
* Mar 16, 2025	at Kansas	w 9-7	9	14-5-0	1-2-0	Glatch (W 1-0)	1426	3:02
Mar 18, 2025	at Texas State	w 19-3	7	15-5-0	1-2-0	Jameson (W 1-0)	2068	3:14
* Mar 21, 2025	KANSAS STATE	L 2-8	9	15-6-0	1-3-0	Calder (L 3-3)	2229	2:45
* Mar 22, 2025	KANSAS STATE	L 4-14	9	15-7-0	1-4-0	Bales (L 1-2)	2259	3:15
* Mar 23, 2025	KANSAS STATE	w 19-4	7	16-7-0	2-4-0	Murry (W 2-0)	1860	2:47
Mar 25, 2025	UT ARLINGTON	w 13-4	9	17-7-0	2-4-0	Bales (W 2-2)	1920	3:11
* Mar 28, 2025	at #23 Arizona	w 8-5	9	18-7-0	3-4-0	Glatch (W 2-0)	3426	2:49
* Mar 29, 2025	at #23 Arizona	w 6-3	9	19-7-0	4-4-0	Murry (W 3-0)	4183	2:54
* Mar 30, 2025	at #23 Arizona	L 6-11	9	19-8-0	4-5-0	Bailey (L 2-1)	2585	2:54
Apr 01, 2025	HCU	w 3-2	9	20-8-0	4-5-0	Glatch (W 3-0)	1839	2:38
* Apr 04, 2025	HOUSTON	L 4-7	9	20-9-0	4-6-0	Glatch (L 3-1)	1752	3:11
* Apr 05, 2025	HOUSTON	w 4-3	9	21-9-0	5-6-0	Bunch (W 1-0)	2050	2:56
* Apr 06, 2025	HOUSTON	L 2-4	9	21-10-0	5-7-0	Stahl (L 1-1)	1758	3:12
Apr 08, 2025	TEXAS STATE	L 2-6	9	21-11-0	5-7-0	Bales (L 2-3)	2156	3:03
* Apr 11, 2025	at Texas Tech	L 2-9	9	21-12-0	5-8-0	Glatch (L 3-2)	4019	2:45
* Apr 12, 2025	at Texas Tech	w 18-4	9	22-12-0	6-8-0	Bailey (W 3-1)	4067	3:08
* Apr 13, 2025	at Texas Tech	L 8-9	9	22-13-0	6-9-0	Davenport (L 2-1)	3621	3:00
Apr 15, 2025	at UT Arlington	w 9-8	(10)	23-13-0	6-9-0	Craig (W 1-0)	647	3:24
* Apr 17, 2025	UTAH	L 1-13	9	23-14-0	6-10-0	Calder (L 3-4)	1715	2:49
* Apr 18, 2025	UTAH	w 4-3	9	24-14-0	7-10-0	Craig (W 2-0)	1915	2:29
* Apr 19, 2025	UTAH	w 9-0	9	25-14-0	8-10-0	Bales (W 3-3)	1990	2:44
Apr 22, 2025	HCU	w 9-1	9	26-14-0	8-10-0	Stasio (W 2-1)	2051	2:45
* Apr 25, 2025	at TCU	L 2-7	9	26-15-0	8-11-0	Green (L 0-1)	4873	2:52
* Apr 26, 2025	at TCU	L 4-8	9	26-16-0	8-12-0	Bailey (L 3-2)	4989	3:05
* Apr 27, 2025	at TCU	w 6-3	9	27-16-0	9-12-0	Davenport (W 3-1)	4399	2:41
Apr 29, 2025	at Sam Houston	w 15-4	9	28-16-0	9-12-0	Jameson (W 2-0)	359	3:03
* May 02, 2025	ARIZONA STATE	w 7-4	9	29-16-0	10-12-0	Stahl (W 2-1)	1820	3:13
* May 03, 2025	ARIZONA STATE	L 1-4	9	29-17-0	10-13-0	Bailey (L 3-3)	2345	2:42
* May 04, 2025	ARIZONA STATE	L 6-8	9	29-18-0	10-14-0	Calder (L 3-5)	2110	3:31
May 06, 2025	UTRGV	w 10-7	9	30-18-0	10-14-0	Stasio (W 3-1)	1871	3:03
* May 09, 2025	OKLAHOMA STATE	L 2-7	9	30-19-0	10-15-0	Green (L 0-2)	2240	3:03
* May 10, 2025	OKLAHOMA STATE	L 0-4	9	30-20-0	10-16-0	Calder (L 3-6)	2077	2:38
* May 11, 2025	OKLAHOMA STATE	w 5-4	(10)	31-20-0	11-16-0	Craig (W 3-0)	1861	3:15
* May 15, 2025	at UCF	w 5-4	9	32-20-0	12-16-0	Davenport (W 4-1)	1802	2:54
* May 16, 2025	at UCF	w 5-4	9	33-20-0	13-16-0	Bunch (W 2-0)	2111	3:15
* May 17, 2025	at UCF	L 7-11	9	33-21-0	13-17-0	Jameson (L 2-1)	1811	3:33
May 21, 2025	vs Oklahoma State	L 3-4	9	33-22-0	13-17-0	Davenport (L 4-2)	5704	2:54

( ) extra inning game



# 2025 LINE SCORES



## 2025 Baylor Bears Baseball Game Results for Baylor (as of Jan 28, 2026) (All games)



Feb 14, 2025 at Waco, Texas

Score by Innings	1	2	3	4	5	6	7	8	9	R	H	E	
Youngstown State	0	0	0	1	0	0	0	1	1	-	<b>3</b>	<b>8</b>	<b>0</b>
Baylor	2	0	1	0	3	0	1	3	X	-	<b>10</b>	<b>13</b>	<b>1</b>

WP-Calder, Ethan (1-0) Save-Bunch, Caleb(1) LP-GEHRING, Jacob (0-1) T-2:38 A-1679  
HR YSU - FOSSUM, Kyle (1)  
HR BU - Johnson, Ty (1)

Feb 15, 2025 at Waco, Texas

Score by Innings	1	2	3	4	5	6	7	R	H	E	
Youngstown State	0	0	0	2	0	2	0	-	<b>4</b>	<b>3</b>	<b>1</b>
Baylor	0	0	1	6	0	9	X	-	<b>16</b>	<b>16</b>	<b>3</b>

WP-Bales, Bryson (1-0) Save-Glatch, Will(1) LP-TYLICKI, JJ (0-1) T-2:38 A-0  
HR YSU - FOSSUM, Kyle (2)

Feb 15, 2025 at Waco, Texas

Score by Innings	1	2	3	4	5	6	7	8	9	R	H	E	
Youngstown State	0	2	0	0	0	0	2	0	0	-	<b>4</b>	<b>7</b>	<b>4</b>
Baylor	2	5	1	0	0	0	4	0	X	-	<b>12</b>	<b>17</b>	<b>1</b>

WP-Stasio, Cole (1-0) LP-BRENNAMAN, Phil (0-1) T-3:16 A-1952  
HR BU - Jordan, Wesley (1), Kemp, Tyriq (1)

Feb 18, 2025 at Waco, Texas

Score by Innings	1	2	3	4	5	6	7	8	9	R	H	E	
UTSA	0	0	0	0	0	0	0	0	0	-	<b>0</b>	<b>8</b>	<b>2</b>
Baylor	1	0	2	1	0	1	0	0	X	-	<b>5</b>	<b>9</b>	<b>1</b>

WP-Bailey, Carson (1-0) LP-James Hubbard (0-1) T-2:57 A-1537  
HR BU - Apodaca, Enzo (1)

Feb 21, 2025 at Waco, Texas

Score by Innings	1	2	3	4	5	6	7	8	9	R	H	E	
Gonzaga	0	0	0	0	0	0	0	0	0	-	<b>0</b>	<b>4</b>	<b>2</b>
Baylor	0	1	0	0	0	0	2	1	X	-	<b>4</b>	<b>7</b>	<b>0</b>

WP-Calder, Ethan (2-0) Save-Stahl, Stefan(1) LP-Gabe Brabec (0-1) T-2:19 A-1496

Feb 22, 2025 at Waco, Texas

Score by Innings	1	2	3	4	5	6	7	8	9	R	H	E	
Gonzaga	0	0	0	2	0	0	0	0	0	-	<b>2</b>	<b>5</b>	<b>0</b>
Baylor	0	0	3	1	1	0	0	0	X	-	<b>5</b>	<b>8</b>	<b>0</b>

WP-Davenport, Lucas (1-0) Save-Craig, Gabe(1) LP-Miles Gosztola (0-2) T-2:36 A-1605

Feb 23, 2025 at Waco, Texas

Score by Innings	1	2	3	4	5	6	7	8	9	10	R	H	E	
Gonzaga	0	0	1	0	4	0	0	0	2	1	-	<b>8</b>	<b>13</b>	<b>1</b>
Baylor	0	0	0	3	0	2	0	1	1	0	-	<b>7</b>	<b>10</b>	<b>4</b>

WP-Erik Hoffberg (1-0) Save-Michael Cunneely(2) LP-Petrowski, Andrew (0-1) T-3 A-1615 A-1615 rew  
HR GON - Vincent Temesvary (1)  
HR BU - Kennett, JJ (1)



# 2025 LINE SCORES



## 2025 Baylor Bears Baseball Game Results for Baylor (as of Jan 28, 2026) (All games)



Feb 25, 2025 at Waco, Texas

Score by Innings	1	2	3	4	5	6	7	8	9	R	H	E
SFA	0	0	0	4	0	0	0	0	0	4	4	2
Baylor	2	1	0	0	0	4	0	2	X	9	10	2

WP-Murry, Grayson (1-0) LP-Hayden Tronson (0-2) T-2:45 A-1837

Feb 28, 2025 at Arlington, Texas

Score by Innings	1	2	3	4	5	6	7	8	9	R	H	E
Baylor	0	0	0	2	0	0	1	0	0	3	4	0
Oregon State	2	0	0	1	0	1	0	0	X	4	5	1

WP-Segura, Eric (3-0) Save-Morrell, Matthew(1) LP-Calder, Ethan (2-1) T-2:23 A-3253  
HR BU - Jordan, Wesley (2)  
HR ORST - Krieg, Jacob (4)

Mar 01, 2025 at Arlington, Texas

Score by Innings	1	2	3	4	5	6	7	8	9	R	H	E
Ohio State	0	0	0	0	1	1	0	2	2	6	7	2
Baylor	0	0	0	2	2	0	0	4	X	8	9	2

WP-Stahl, Stefan (1-0) Save-Craig, Gabe(2) LP-Shaw, Hunter (1-2) T-2:55 A-5433  
HR TOSU - Pettorini, Tyler (3), Giamarusti, Nick (1)  
HR BU - Little, Jack (1), Simmons, Hunter (1)

Mar 02, 2025 at Arlington, Texas

Score by Innings	1	2	3	4	5	6	7	8	9	R	H	E
Auburn	0	2	2	0	1	0	0	2	0	7	11	2
Baylor	1	0	0	0	0	0	0	2	1	4	9	0

WP-Chatterton,Christian (1-0) LP-Stasio, Cole (1-1) T-3:02 A-2258  
HR AUBURN - Belyeu, Cade (2)  
HR BU - Little, Jack (2), Apodaca, Enzo (2)

Mar 04, 2025 at Waco, Texas

Score by Innings	1	2	3	4	5	6	7	8	9	R	H	E
Tarleton	2	0	0	0	0	0	0	0	0	2	4	1
Baylor	0	0	3	0	3	1	0	0	X	7	9	1

WP-Petrowski, Andrew (1-1) LP-Olson, Tyler (0-1) T-2:47 A-1862

Mar 07, 2025 at Waco, Texas

Score by Innings	1	2	3	4	5	6	7	8	9	R	H	E
Loyola Marymount	0	0	1	0	0	2	0	0	1	4	6	1
Baylor	2	0	1	4	1	0	1	0	X	9	13	2

WP-Calder, Ethan (3-1) LP-Kenji Pallares (2-2) T-2:57 A-1843  
HR LMU - Beau Ankeney (4)  
HR BU - Little, Jack (3), Apodaca, Enzo 2 (4), Jordan, Wesley (3)  
Pallares pitch count includes one pitch-clock violation.  
Brady pitch count includes one pitch-clock violation.



# 2025 LINE SCORES



## 2025 Baylor Bears Baseball Game Results for Baylor (as of Jan 28, 2026) (All games)



Mar 08, 2025 at Waco, Texas

Score by Innings	1	2	3	4	5	6	7	8	9	R	H	E
Loyola Marymount	0	0	2	0	0	0	0	1	0	3	10	3
Baylor	0	1	1	1	0	0	3	0	X	6	7	2

WP-Davenport, Lucas (2-0) Save-Craig, Gabe(3) LP-Zack Mack (0-1) T-3:22 A-1641

Mar 09, 2025 at Waco, Texas

Score by Innings	1	2	3	4	5	6	7	8	9	R	H	E
Loyola Marymount	0	0	0	0	1	0	0	0	0	1	5	2
Baylor	1	3	0	0	2	2	1	0	X	9	8	1

WP-Bailey, Carson (2-0) LP-Johnny Casale (1-1) T-2:42 A-1709

Mar 11, 2025 at Waco, Texas

Score by Innings	1	2	3	4	5	6	7	8	9	R	H	E
Sam Houston	0	0	0	1	0	0	0	0	1	2	9	4
Baylor	0	2	0	1	0	2	0	4	X	9	14	0

WP-Leach, Drew (1-0) LP-Noah Kendrick (0-2) T-2:51 A-2382

HR BU - Riebock, Pearson (1)

Leach pitch count includes 1 auto-strike; correct pitch count 17/9.

Pollard called out on third strike due to clock violation (T2nd).

Mar 14, 2025 at Lawrence, Kan.

Score by Innings	1	2	3	4	5	6	7	8	9	R	H	E
Baylor	0	0	0	0	0	1	0	0	0	1	5	1
Kansas	0	3	0	1	3	0	0	2	X	9	9	1

WP-Voegele, Dominic (3-1) LP-Calder, Ethan (3-2) T-2:40 A-1628

HR KU - Francis, Ian (2)

Mar 15, 2025 at Lawrence, Kan.

Score by Innings	1	2	3	4	5	6	7	8	9	R	H	E
Baylor	1	0	0	2	1	0	0	2	1	7	12	1
Kansas	0	0	8	3	0	0	2	1	X	14	16	0

WP-Maggi, Connor (3-0) LP-Bales, Bryson (1-1) T-3:10 A-1166

HR BU - Simmons, Hunter (2), Sanders, Travis (1), Kemp, Tyriq (2)

HR KU - Cerda, Derek (3), Hauge, Jackson 2 (11), Osoria, Dariel 2 (4), Francis, Ian (3)

Mar 16, 2025 at Lawrence, Kan.

Score by Innings	1	2	3	4	5	6	7	8	9	R	H	E
Baylor	0	0	0	2	5	0	0	2	0	9	12	0
Kansas	0	0	5	0	1	1	0	0	0	7	6	0

WP-Glatch, Will (1-0) Save-Craig, Gabe(4) LP-Lin, Eric (1-1) T-3:02 A-1426

HR KU - Cerda, Derek (4), Counsell, Brady (5)



## 2025 LINE SCORES



**2025 Baylor Bears Baseball**  
**Game Results for Baylor (as of Jan 28, 2026)**  
**(All games)**



Mar 18, 2025 at San Marcos, Texas

Score by Innings	1	2	3	4	5	6	7	R	H	E	
Baylor	1	0	3	0	3	10	2	-	<b>19</b>	<b>11</b>	<b>1</b>
Texas State	3	0	0	0	0	0	0	-	<b>3</b>	<b>7</b>	<b>3</b>

WP-Jameson, Caleb (1-0) LP-Teer, Jackson (0-4) T-3:14 A-2068

HR BU - Apodaca, Enzo (5), Jordan, Wesley (4), Brzozowski, Gavin (1)

HR TXST - Collier, Ian (2)

Mar 21, 2025 at Waco, Texas

Score by Innings	1	2	3	4	5	6	7	8	9	R	H	E	
Kansas State	0	4	1	0	2	0	0	0	1	-	<b>8</b>	<b>7</b>	<b>0</b>
Baylor	0	0	0	0	2	0	0	0	0	-	<b>2</b>	<b>8</b>	<b>2</b>

WP-Guyette, James (2-1) LP-Calder, Ethan (3-3) T-2:45 A-2229

HR KSU - Madliak, Bear (4), Inoue, Shintaro (4)

Mar 22, 2025 at Waco, Texas

Score by Innings	1	2	3	4	5	6	7	8	9	R	H	E	
Kansas State	0	4	0	2	1	1	3	3	0	-	<b>14</b>	<b>16</b>	<b>1</b>
Baylor	1	0	0	0	0	2	1	0	0	-	<b>4</b>	<b>9</b>	<b>1</b>

WP-Quevedo, Michael (4-0) LP-Bales, Bryson (1-2) T-3:15 A-2259

HR KSU - Kennedy, Dee (3), Bishop, David (2)

HR BU - Little, Jack 2 (5)

Little ejected by HP umpire Shane Metheny (B7th).

Mar 23, 2025 at Waco, Texas

Score by Innings	1	2	3	4	5	6	7	R	H	E	
Kansas State	0	0	0	2	0	2	0	-	<b>4</b>	<b>7</b>	<b>1</b>
Baylor	0	0	2	0	6	11	X	-	<b>19</b>	<b>16</b>	<b>0</b>

WP-Murry, Grayson (2-0) LP-Sheffield, Lincoln (4-2) T-2:47 A-1860

HR KSU - Dardar, Seth (4)

HR BU - Jordan, Wesley (5), Simmons, Hunter (3)

Mar 25, 2025 at Waco, Texas

Score by Innings	1	2	3	4	5	6	7	8	9	R	H	E	
UT Arlington	0	0	2	1	1	0	0	0	0	-	<b>4</b>	<b>9</b>	<b>3</b>
Baylor	0	6	0	3	1	2	1	0	X	-	<b>13</b>	<b>13</b>	<b>0</b>

WP-Bales, Bryson (2-2) LP-Rhys Stevens (1-1) T-3:11 A-1920

HR UTA - Larry Haskins (1)

HR BU - Bergman, Caleb (1)

Mar 28, 2025 at Tucson, Ariz.

Score by Innings	1	2	3	4	5	6	7	8	9	R	H	E	
Baylor	0	2	0	2	1	2	0	0	1	-	<b>8</b>	<b>10</b>	<b>0</b>
Arizona	1	0	1	1	1	0	1	0	0	-	<b>5</b>	<b>11</b>	<b>0</b>

WP-Glatch, Will (2-0) Save-Craig, Gabe(5) LP-Hintz, Casey (5-1) T-2:49 A-3426

HR BU - Kennett, JJ (2)

Mar 29, 2025 at Tucson, Ariz.

Score by Innings	1	2	3	4	5	6	7	8	9	R	H	E	
Baylor	1	2	3	0	0	0	0	0	0	-	<b>6</b>	<b>7</b>	<b>1</b>
Arizona	0	0	2	0	1	0	0	0	0	-	<b>3</b>	<b>5</b>	<b>3</b>

WP-Murry, Grayson (3-0) Save-Craig, Gabe(6) LP-Kramkowski, Owen (3-3) T-2:54 A-4183



## 2025 LINE SCORES



### 2025 Baylor Bears Baseball Game Results for Baylor (as of Jan 28, 2026) (All games)



Mar 30, 2025 at Tucson, Ariz.

Score by Innings	1	2	3	4	5	6	7	8	9	R	H	E
Baylor	0	1	0	1	4	0	0	0	0	6	13	0
Arizona	10	0	1	0	0	0	0	0	X	11	15	2

WP-Tonghini, Julian (3-0) LP-Bailey, Carson (2-1) T-2:54 A-2585  
HR ARIZ - Walton, Aaron (4), White, Mason (5)

Apr 01, 2025 at Waco, Texas

Score by Innings	1	2	3	4	5	6	7	8	9	R	H	E
HCU	0	0	0	0	0	0	0	1	1	2	8	0
Baylor	0	0	0	1	0	0	0	1	1	3	9	3

WP-Glatch, Will (3-0) LP-Ferazzi, Nick (1-1) T-2:38 A-1839  
HR BU - Sanders, Travis (2)

Apr 04, 2025 at Waco, Texas

Score by Innings	1	2	3	4	5	6	7	8	9	R	H	E
Houston	0	0	0	0	1	0	0	5	1	7	8	3
Baylor	0	3	0	0	0	0	1	0	0	4	5	2

WP-Drezek, Graysen (3-2) Save-Jean, Antoine(2) LP-Glatch, Will (3-1) T-3:11 A-1752

Apr 05, 2025 at Waco, Texas

Score by Innings	1	2	3	4	5	6	7	8	9	R	H	E
Houston	0	0	0	3	0	0	0	0	0	3	3	0
Baylor	1	0	1	0	0	1	0	1	X	4	8	3

WP-Bunch, Caleb (1-0) LP-Drezek, Graysen (3-3) T-2:56 A-2050

Apr 06, 2025 at Waco, Texas

Score by Innings	1	2	3	4	5	6	7	8	9	R	H	E
Houston	2	2	0	0	0	0	0	0	0	4	7	0
Baylor	1	1	0	0	0	0	0	0	0	2	9	1

WP-Scinta, Chris (4-1) Save-Jean, Antoine(3) LP-Stahl, Stefan (1-1) T-3:12 A-1758

Apr 08, 2025 at Waco, Texas

Score by Innings	1	2	3	4	5	6	7	8	9	R	H	E
Texas State	0	1	1	0	0	3	0	1	0	6	9	3
Baylor	0	0	0	0	0	0	0	0	2	2	6	2

WP-Eaton, Austin (2-2) Save-Tippie, Matthew(1) LP-Bales, Bryson (2-3) T-3:03 A-2156  
HR TXST - Mora, Chase (4)

Apr 11, 2025 at Lubbock, Texas

Score by Innings	1	2	3	4	5	6	7	8	9	R	H	E
Baylor	0	2	0	0	0	0	0	0	0	2	8	2
Texas Tech	0	1	0	0	0	0	4	4	X	9	13	0

WP-Cebert, Jack (3-2) LP-Glatch, Will (3-2) T-2:45 A-4019



# 2025 LINE SCORES



## 2025 Baylor Bears Baseball Game Results for Baylor (as of Jan 28, 2026) (All games)



Apr 12, 2025 at Lubbock, Texas

Score by Innings	1	2	3	4	5	6	7	8	9	R	H	E
Baylor	6	2	3	3	0	0	1	0	3	18	21	1
Texas Tech	0	0	2	0	1	0	1	0	0	4	6	1

WP-Bailey, Carson (3-1) Save-Bunch, Caleb(2) LP-Petty, Zane (0-2) T-3:08 A-4067  
HR BU - Jordan, Wesley 3 (8), Little, Jack (6)  
HR TTU - Lopez, Tracer (3)

Apr 13, 2025 at Lubbock, Texas

Score by Innings	1	2	3	4	5	6	7	8	9	R	H	E
Baylor	2	3	0	0	2	0	1	0	0	8	12	1
Texas Tech	0	3	2	0	3	1	0	0	X	9	13	4

WP-Cebert, Jack (4-2) LP-Davenport, Lucas (2-1) T-3:00 A-3621  
HR BU - Apodaca, Enzo (6)  
HR TTU - Villeneuve, R. (6)

Apr 15, 2025 at Arlington, Texas

Score by Innings	1	2	3	4	5	6	7	8	9	10	R	H	E
Baylor	3	1	0	0	1	0	3	0	0	1	9	14	0
UT Arlington	1	2	4	0	0	0	0	1	0	0	8	12	4

WP-Craig, Gabe (1-0) Save-Murry, Grayson(1) LP-Tyler Zahradnik (1-3) T-3:24 A-647  
HR BU - Jordan, Wesley  
HR UTA - Tyce Armstrong

Apr 17, 2025 at Waco, Texas

Score by Innings	1	2	3	4	5	6	7	8	9	R	H	E
Utah	0	0	2	0	5	2	1	3	0	13	16	2
Baylor	0	0	1	0	0	0	0	0	0	1	7	0

WP-McAnelly, Colter (3-3) LP-Calder, Ethan (3-4) T-2:49 A-1715  
HR UTAH - Jackson, Core (8), Quinn, Tyler (2), Smith, Derek (4)

Apr 18, 2025 at Waco, Texas

Score by Innings	1	2	3	4	5	6	7	8	9	R	H	E
Utah	0	0	0	3	0	0	0	0	0	3	6	1
Baylor	2	1	0	0	0	0	0	1	X	4	9	1

WP-Craig, Gabe (2-0) LP-Boesen, Lucas (3-2) T-2:29 A-1915  
HR UTAH - Digiorno, Drake (2)  
HR BU - Kemp, Tyriq 2 (4)

Apr 19, 2025 at Waco, Texas

Score by Innings	1	2	3	4	5	6	7	8	9	R	H	E
Utah	0	0	0	0	0	0	0	0	0	0	2	0
Baylor	1	0	0	5	1	0	1	1	X	9	10	1

WP-Bales, Bryson (3-3) LP-Gazaway, Dylan (1-2) T-2:44 A-1990  
HR BU - Sanders, Travis 2, Pendergrass, Will

Apr 22, 2025 at Waco, Texas

Score by Innings	1	2	3	4	5	6	7	8	9	R	H	E
HCU	0	0	0	1	0	0	0	0	0	1	5	2
Baylor	0	1	0	1	0	1	6	0	X	9	13	0

WP-Stasio, Cole (2-1) LP-Cyr, Jacob (1-1) T-2:45 A-2051  
HR HCU - Bard, Luke (3)  
HR BU - Kemp, Tyriq (5), Sanders, Travis (5)



## 2025 LINE SCORES



### 2025 Baylor Bears Baseball Game Results for Baylor (as of Jan 28, 2026) (All games)



Apr 25, 2025 at Fort Worth, Texas

Score by Innings	1	2	3	4	5	6	7	8	9	R	H	E	
Baylor	0	1	0	0	0	0	0	0	1	-	<b>2</b>	<b>5</b>	<b>2</b>
TCU	4	1	0	0	0	1	0	1	X	-	<b>7</b>	<b>10</b>	<b>0</b>

WP-LaPour, Tommy (7-2) Save-Eudy, Kade(5) LP-Green, Mason (0-1) T-2:52 A-4873  
HR TCU - Cramer, Cole (3)

Apr 26, 2025 at Fort Worth, Texas

Score by Innings	1	2	3	4	5	6	7	8	9	R	H	E	
Baylor	0	0	0	0	1	0	0	3	0	-	<b>4</b>	<b>6</b>	<b>1</b>
TCU	0	1	0	3	3	0	0	1	X	-	<b>8</b>	<b>15</b>	<b>0</b>

WP-Parker, Caedmon (3-1) Save-Rodriguez, Louis(1) LP-Bailey, Carson (3-2) T-3: A-4989 A-4989  
HR TCU - Arthur, Jack (2)

Apr 27, 2025 at Fort Worth, Texas

Score by Innings	1	2	3	4	5	6	7	8	9	R	H	E	
Baylor	0	0	4	0	0	2	0	0	0	-	<b>6</b>	<b>11</b>	<b>0</b>
TCU	1	0	0	2	0	0	0	0	0	-	<b>3</b>	<b>10</b>	<b>0</b>

WP-Davenport, Lucas (3-1) Save-Craig, Gabe(7) LP-Baumler, Trever (2-4) T-2:41 A-4399  
TCU head coach Kirk Saarloos was ejected with one out in the bottom of the sixth.

Apr 29, 2025 at Huntsville, Texas

Score by Innings	1	2	3	4	5	6	7	8	9	R	H	E	
Baylor	0	4	0	5	0	0	3	0	3	-	<b>15</b>	<b>12</b>	<b>1</b>
Sam Houston	0	0	2	0	0	2	0	0	0	-	<b>4</b>	<b>7</b>	<b>2</b>

WP-Jameson, Caleb (2-0) LP-Connor Mondey (0-4) T-3:03 A-359  
HR BU - Sanders, Travis (6)  
HR SHSU - Blake Brown (1)

May 02, 2025 at Waco, Texas

Score by Innings	1	2	3	4	5	6	7	8	9	R	H	E	
Arizona State	0	0	0	0	0	4	0	0	0	-	<b>4</b>	<b>5</b>	<b>4</b>
Baylor	0	0	1	0	0	0	6	0	X	-	<b>7</b>	<b>8</b>	<b>2</b>

WP-Stahl, Stefan (2-1) Save-Craig, Gabe(8) LP-Kelly, Lucas (3-2) T-3:13 A-1820  
HR ASU - Walker, Kyle (5), Jackson, Isaiah (11)

May 03, 2025 at Waco, Texas

Score by Innings	1	2	3	4	5	6	7	8	9	R	H	E	
Arizona State	0	0	0	2	0	0	1	1	0	-	<b>4</b>	<b>8</b>	<b>0</b>
Baylor	0	0	1	0	0	0	0	0	0	-	<b>1</b>	<b>4</b>	<b>2</b>

WP-Martinez, Jack (6-2) Save-Alba, Jaden(1) LP-Bailey, Carson (3-3) T-2:42 A-2345



# 2025 LINE SCORES



## 2025 Baylor Bears Baseball Game Results for Baylor (as of Jan 28, 2026) (All games)



May 04, 2025 at Waco, Texas

Score by Innings	1	2	3	4	5	6	7	8	9	R	H	E	
Arizona State	0	2	0	0	1	0	5	0	0	-	<b>8</b>	<b>12</b>	<b>2</b>
Baylor	1	0	0	0	1	0	1	3	0	-	<b>6</b>	<b>10</b>	<b>2</b>

WP-Schaefer, Derek (3-0) LP-Calder, Ethan (3-5) T-3:31 A-2110  
HR BU - Brzozowski, Gavin (2)

May 06, 2025 at Waco, Texas

Score by Innings	1	2	3	4	5	6	7	8	9	R	H	E	
UTRGV	0	2	1	1	0	2	1	0	0	-	<b>7</b>	<b>12</b>	<b>2</b>
Baylor	0	0	9	0	0	1	0	0	X	-	<b>10</b>	<b>9</b>	<b>0</b>

WP-Stasio, Cole (3-1) Save-Craig, Gabe(9) LP-Bonilla, Robert (1-3) T-3:03 A-1871  
HR UTRGV - Williams, Thomas 2 (8), Janner, Evan (2)  
HR BU - Castle, Cortlan (1)

May 09, 2025 at Waco, Texas

Score by Innings	1	2	3	4	5	6	7	8	9	R	H	E	
Oklahoma State	0	0	0	3	1	0	1	1	1	-	<b>7</b>	<b>11</b>	<b>0</b>
Baylor	0	0	0	1	0	0	1	0	0	-	<b>2</b>	<b>8</b>	<b>1</b>

WP-Bodendorf, Harrison (9-1) LP-Green, Mason (0-2) T-3:03 A-2240  
HR OSU - Smith, Brayden (8), Schubart, Nolan (13)

May 10, 2025 at Waco, Texas

Score by Innings	1	2	3	4	5	6	7	8	9	R	H	E	
Oklahoma State	2	0	0	0	0	0	0	0	2	-	<b>4</b>	<b>6</b>	<b>1</b>
Baylor	0	0	0	0	0	0	0	0	0	-	<b>0</b>	<b>4</b>	<b>3</b>

WP-Pesca, Mario (5-2) LP-Calder, Ethan (3-6) T-2:38 A-2077  
HR OSU - Schubart, Nolan (14), Ritchie, Kollin (8)

May 11, 2025 at Waco, Texas

Score by Innings	1	2	3	4	5	6	7	8	9	10	R	H	E	
Oklahoma State	1	0	0	0	1	2	0	0	0	0	-	<b>4</b>	<b>7</b>	<b>1</b>
Baylor	0	0	1	0	0	1	0	2	0	1	-	<b>5</b>	<b>11</b>	<b>0</b>

WP-Craig, Gabe (3-0) LP-Watkins, Hunter (5-4) T-3:15 A-1861

May 15, 2025 at Orlando, Fla.

Score by Innings	1	2	3	4	5	6	7	8	9	R	H	E	
Baylor	1	0	0	0	1	0	0	0	3	-	<b>5</b>	<b>5</b>	<b>1</b>
UCF	0	0	0	1	0	0	2	1	0	-	<b>4</b>	<b>10</b>	<b>4</b>

WP-Davenport, Lucas (4-1) Save-Craig, Gabe(10) LP-Sosnowski, Kris (3-4) T-2:54 A-1802 A-1802 s  
HR BU - Sanders, Travis (7)

May 16, 2025 at Orlando, Fla.

Score by Innings	1	2	3	4	5	6	7	8	9	R	H	E	
Baylor	0	0	0	0	0	4	0	1	0	-	<b>5</b>	<b>10</b>	<b>2</b>
UCF	0	1	1	1	0	0	0	1	0	-	<b>4</b>	<b>8</b>	<b>3</b>

WP-Bunch, Caleb (2-0) Save-Murry, Grayson(2) LP-Schoneboom, Kevin (1-2) T-3:15 A-2111 A-2111 vin  
HR BU - Riebock, Pearson (2)  
HR UCF - Williamson, Andrew (13), Jimenez, Antonio (10)



## 2025 LINE SCORES



### 2025 Baylor Bears Baseball Game Results for Baylor (as of Jan 28, 2026) (All games)



May 17, 2025 at Orlando, Fla.

Score by Innings	1	2	3	4	5	6	7	8	9	R	H	E	
Baylor	1	0	3	0	0	0	1	0	2	-	<b>7</b>	<b>13</b>	<b>2</b>
UCF	2	1	0	2	4	2	0	0	X	-	<b>11</b>	<b>17</b>	<b>0</b>

WP-Hartley, Wiley (6-1) Save-Castellano, Dominic(2) LP-Jameson, Caleb (2-1) T- A-1811 A-1811  
 HR BU - Sanders, Travis (8), Kemp, Tyriq 2 (7), Jordan, Wesley (10), Riebock, Pearson (3)  
 HR UCF - Sundean, Andrew (7), Jimenez, Antonio (11)

May 21, 2025 at Arlington, Texas

Score by Innings	1	2	3	4	5	6	7	8	9	R	H	E	
Baylor	0	0	2	0	1	0	0	0	0	-	<b>3</b>	<b>7</b>	<b>2</b>
Oklahoma State	0	1	0	0	0	2	1	0	X	-	<b>4</b>	<b>5</b>	<b>2</b>

WP-Pesca, Mario (7-2) Save-Davis, Gabe(3) LP-Davenport, Lucas (4-2) T-2:54 A-5704  
 HR OSU - Ritchie, Kollin (10)

## 2025 MISCELLANEOUS



### 2025 Baylor Bears Baseball Miscellaneous Stats for Baylor (as of Jan 28, 2026) (All games)



<b>Multiple Hit Games</b>	<b>2</b>	<b>3</b>	<b>4</b>	<b>5+</b>	<b>Total</b>
13 Kemp, Tyriq	13	5	2	-	20
9 Simmons, Hunter	14	3	1	-	18
5 Riebock, Pearson	15	3	-	-	18
33 Jordan, Wesley	8	7	1	-	16
6 Sanders, Travis	10	5	1	-	16
3 Apodaca, Enzo	11	4	-	-	15
23 Johnson, Ty	12	2	-	-	14
22 Little, Jack	8	2	-	-	10
19 Castle, Cortlan	10	-	-	-	10
2 Brzozowski, Gavin	4	-	-	-	4
4 Kennett, JJ	2	1	-	-	3
1 Teplanszky, Hunter	1	-	-	-	1
45 Youens, John	1	-	-	-	1
11 Pendergrass, Will	1	-	-	-	1
<b>TEAM</b>	<b>110</b>	<b>32</b>	<b>5</b>	<b>0</b>	<b>147</b>

<b>Multiple RBI Games</b>	<b>2</b>	<b>3</b>	<b>4</b>	<b>5+</b>	<b>Total</b>
33 Jordan, Wesley	7	2	1	1	11
13 Kemp, Tyriq	7	3	1	-	11
5 Riebock, Pearson	9	1	-	-	10
3 Apodaca, Enzo	5	2	1	-	8
23 Johnson, Ty	5	1	2	-	8
9 Simmons, Hunter	6	1	1	-	8
22 Little, Jack	5	3	-	-	8
4 Kennett, JJ	1	3	1	-	5
6 Sanders, Travis	1	3	-	-	4
2 Brzozowski, Gavin	3	1	-	-	4
19 Castle, Cortlan	2	-	1	-	3
1 Teplanszky, Hunter	1	-	-	-	1
11 Pendergrass, Will	-	-	1	-	1
45 Youens, John	1	-	-	-	1
<b>TEAM</b>	<b>53</b>	<b>20</b>	<b>9</b>	<b>1</b>	<b>83</b>

<b>Hitting Streaks</b>	<b>Longest</b>	<b>Current</b>
3 Apodaca, Enzo	19	1
9 Simmons, Hunter	17	3
13 Kemp, Tyriq	16	-
6 Sanders, Travis	8	2
5 Riebock, Pearson	7	-
23 Johnson, Ty	5	3
33 Jordan, Wesley	5	3
19 Castle, Cortlan	5	1
2 Brzozowski, Gavin	4	-
4 Kennett, JJ	4	1
22 Little, Jack	4	-
11 Pendergrass, Will	2	-
45 Youens, John	2	-
32 Bergman, Caleb	1	-
1 Teplanszky, Hunter	1	-

<b>Reached Base Streaks</b>	<b>Longest</b>	<b>Current</b>
13 Kemp, Tyriq	30	-
9 Simmons, Hunter	29	4
3 Apodaca, Enzo	22	22
22 Little, Jack	19	-
5 Riebock, Pearson	17	-
33 Jordan, Wesley	14	11
6 Sanders, Travis	9	5
23 Johnson, Ty	8	5
4 Kennett, JJ	7	4
19 Castle, Cortlan	6	3
2 Brzozowski, Gavin	4	1
1 Teplanszky, Hunter	4	-
45 Youens, John	3	-
11 Pendergrass, Will	3	-
32 Bergman, Caleb	2	-



# 2025 MISCELLANEOUS



## 2025 Baylor Bears Baseball Miscellaneous Stats for Baylor (as of Jan 28, 2026) (All games)



### Starting Lineup By Position (Team W-L record when starter)

PITCHER:		
36 Calder, Ethan	15	(6-9)
29 Bailey, Carson	12	(9-3)
12 Green, Mason	7	(3-4)
34 Jameson, Caleb	7	(6-1)
38 Bales, Bryson	7	(5-2)
49 Stahl, Stefan	4	(3-1)
51 Stasio, Cole	3	(1-2)
CATCHER:		
19 Castle, Cortlan	32	(20-12)
4 Kennett, JJ	23	(13-10)
FIRST BASE:		
22 Little, Jack	32	(18-14)
11 Pendergrass, Will	11	(7-4)
2 Brzozowski, Gavin	8	(5-3)
45 Youens, John	4	(3-1)
SECOND BASE:		
6 Sanders, Travis	41	(23-18)
22 Little, Jack	9	(7-2)
5 Riebock, Pearson	5	(3-2)
THIRD BASE:		
5 Riebock, Pearson	42	(23-19)
1 Teplanszky, Hunte	11	(8-3)
6 Sanders, Travis	2	(2-0)
SHORTSTOP:		
13 Kemp, Tyriq	55	(33-22)
LEFT FIELD:		
33 Jordan, Wesley	49	(28-21)
2 Brzozowski, Gavin	6	(5-1)
CENTER FIELD:		
23 Johnson, Ty	53	(32-21)
3 Apodaca, Enzo	1	(0-1)
5 Riebock, Pearson	1	(1-0)
RIGHT FIELD:		
3 Apodaca, Enzo	54	(33-21)
2 Brzozowski, Gavin	1	(0-1)
DESIGNATED HITTER:		
9 Simmons, Hunter	54	(32-22)
33 Jordan, Wesley	1	(1-0)

### Starting Lineup By Lineup Spot (Team W-L record when starter)

LEADOFF:		
3 Apodaca, Enzo	33	(18-15)
22 Little, Jack	22	(15-7)
2ND SPOT:		
3 Apodaca, Enzo	22	(15-7)
6 Sanders, Travis	15	(7-8)
33 Jordan, Wesley	12	(6-6)
13 Kemp, Tyriq	6	(5-1)
3RD SPOT:		
33 Jordan, Wesley	25	(18-7)
13 Kemp, Tyriq	20	(9-11)
9 Simmons, Hunter	8	(5-3)
5 Riebock, Pearson	2	(1-1)
CLEANUP:		
9 Simmons, Hunter	31	(20-11)
33 Jordan, Wesley	11	(3-8)
5 Riebock, Pearson	10	(7-3)
6 Sanders, Travis	3	(3-0)
5TH SPOT:		
5 Riebock, Pearson	27	(15-12)
22 Little, Jack	6	(4-2)
23 Johnson, Ty	5	(4-1)
2 Brzozowski, Gavin	5	(4-1)
9 Simmons, Hunter	4	(1-3)
6 Sanders, Travis	3	(2-1)
13 Kemp, Tyriq	2	(1-1)
33 Jordan, Wesley	2	(2-0)
11 Pendergrass, Will	1	(0-1)
6TH SPOT:		
23 Johnson, Ty	15	(12-3)
6 Sanders, Travis	13	(7-6)
9 Simmons, Hunter	11	(6-5)
2 Brzozowski, Gavin	6	(4-2)
5 Riebock, Pearson	5	(2-3)
22 Little, Jack	2	(1-1)
13 Kemp, Tyriq	1	(0-1)
1 Teplanszky, Hunte	1	(0-1)
11 Pendergrass, Will	1	(1-0)
7TH SPOT:		
23 Johnson, Ty	15	(8-7)
1 Teplanszky, Hunte	9	(7-2)
6 Sanders, Travis	7	(5-2)
11 Pendergrass, Will	6	(3-3)
22 Little, Jack	4	(3-1)
45 Youens, John	4	(3-1)
5 Riebock, Pearson	4	(2-2)
2 Brzozowski, Gavin	4	(2-2)
19 Castle, Cortlan	1	(0-1)
4 Kennett, JJ	1	(0-1)
8TH SPOT:		
23 Johnson, Ty	18	(8-10)
19 Castle, Cortlan	12	(8-4)
4 Kennett, JJ	11	(8-3)
22 Little, Jack	5	(2-3)
11 Pendergrass, Will	3	(3-0)
13 Kemp, Tyriq	3	(2-1)
6 Sanders, Travis	2	(1-1)
1 Teplanszky, Hunte	1	(1-0)
9TH SPOT:		
13 Kemp, Tyriq	23	(16-7)
19 Castle, Cortlan	19	(12-7)
4 Kennett, JJ	11	(5-6)
22 Little, Jack	2	(0-2)

## PROGRAM HISTORY

### THE EARLY YEARS

Baylor's first season of baseball was in 1902. Baseball was the school's second varsity sport, following football by three years. The 2022 season is Baylor's 118th baseball season; the school did not field a team from 1943 to 1945 due to World War II.

The Bears finished the 1902 season 5-9 under the direction of coach/player J.C. Ewing, R.N. Watts coached Baylor the next two seasons before Lee Carroll led the Bears to a 12-7 mark, the program's first winning season, in 1905.

In 1906, L.F. Bursleson was named head coach, a position he held for three seasons. After E.J. Mills coached Baylor in 1909, Ralph Glaze, who at the same time coached Baylor's men's basketball team, was named head coach. Glaze posted a 54-27 record in four seasons, including a 16-0 mark in 1912.

C.P. "Bubs" Mosley became the program's seventh head coach in 1914 and guided the Bears through the remainder of the teens. Mosley's second season was the first of competition in the Southwest Conference. The Bears placed fourth in the first SWC season with a 5-7 record. Baylor's best season under Mosley was 1916, in which the Bears posted a 13-7 overall record and finished second in the SWC at 6-4.

### BETWEEN THE WARS

Frank Bridges, who also served as Baylor's head football coach from 1920 to 1925, was named head coach in 1920 and began the most successful era of the program's first quarter century. Baylor posted a winning record in six of Bridges' eight seasons as head coach, winning the Southwest Conference title in 1923 and reaching the 16-win plateau for just the third time in the program's young history in 1924.

In 1920, the Bears started the season 12-2 overall and 8-1 in SWC play. Baylor entered the season's final week leading the conference standings. However, the Bears dropped four straight games to Texas in that final week and finished the year third in the league.

Three years later, Baylor started SWC play 1-3 but won 13 of its final 15 conference games to win the 1923 Southwest Conference title, the program's first conference title and its last outright conference title for more than three-quarters of a century. The Bears swept a four-game series against Texas A&M in mid-season. In the campaign's final week, the Bears needed to win only two of four games against Texas to win the title. After dropping both games at Austin, Baylor posted wins of 6-2 and 5-3 over the Longhorns in Waco to claim the conference crown.

The 1923 team featured a lanky right-handed pitcher named Ted Lyons. A native of Vinton, La., Lyons earned All-Southwest Conference honors in 1922 and 1923. He then signed with the Chicago White Sox and went directly to the Major Leagues. Lyons, who also was Baylor's first all-conference honoree in basketball, enjoyed a 21-year career with the White Sox. A 1937 All-Star, Lyons was inducted into the Baseball Hall of Fame in 1955. To this date, he remains the lone player from the Southwest Conference's 82-year history to be inducted into Cooperstown.

The SWC began naming all-conference players in 1922. Lyons and outfielder R.M. Crosby were Baylor's first All-SWC players. The following year, Lyons became the program's first two-time all-conference honoree. In 1925, pitcher Carl Freeze became the program's first three-time selection.

In 1928, the Morley Jennings era of Baylor baseball began. Jennings, who graduated from Mississippi State University, was the first Baylor baseball head coach to have graduated from a school other than Baylor. Jennings also served as Baylor's football head coach from 1926 to 1940. In his first season, Jennings led the Bears to a 16-4 overall record and a second-place SWC finish at 11-4, falling to Texas on the season's final day to miss out on the conference title.

Baylor won at least 10 games in each of Jennings' first five seasons, including a 14-6 mark in 1929. Baylor's success in the first three years under Jennings continued into the 1930s as the Bears won 10 games in each of the decade's first two seasons. However, the middle years of the decade were slim; Baylor suffered three consecutive losing seasons from 1933 to 1935 before rebounding for a 9-7 mark in 1936. The following year, Jennings led the Bears to a 12-6 mark and a third-place finish in the SWC, Baylor's best conference finish since 1931.

Jennings coached Baylor through the 1939 season, guiding the Bears to a 13-4-2 mark in 1938 and an 11-7 record in his final year.

In 1940, Lloyd Russell became Baylor's 10th head coach. Russell guided the Bears for two seasons in his first stint as head coach before Floyd Crow was named head coach for the 1942 season.

### THE POST-WAR ERA

Baylor posted a 12-9 record in 1946, the program's first season after a three-year hiatus during World War II. A.E. "Pete" Jones was the Bears' head coach coming out of the war and remained so through the 1950 season. The Bears finished third or better in the SWC standings in five of Jones' six seasons, including a second-place finish in 1946.

In 1948, Baylor competed in the NCAA Tournament for the first time in school history. With a 16-9 record and a third-place finish in the Southwest Conference, the Bears earned a berth in the NCAA Western Regional at Denver, Colo. Baylor fell to Southern California 8-0 in the opening round but rebounded for wins over Colorado State (13-4) and Oklahoma State (9-8). The Bears were then eliminated from the double-elimination tournament the following day, falling again to eventual national champion USC 16-3.

The Bears finished 17-12 in 1949 and again placed third in the conference standings; however, they did not earn a second straight NCAA bid. In 1950, Jones' final season, Baylor reached the 20-win plateau for the first time ever, going 20-10.

Vic Bradford served as Baylor's head coach in 1951, and Chuck Devereaux had a one-year stint in 1952. Jones returned as the Bears' skipper in 1953 and led Baylor to a third-place SWC finish.

Boyd "Jelly" SoRelle took over the program in 1954 and continued Baylor's post-war success. The Bears finished second in the SWC twice

during SoRelle's four seasons (1954 and 1956).

The early 1950s saw Baylor's first run of individual success. In 1952, catcher Larry Isbell became the program's first All-American, earning first-team honors from the American Baseball Coaches Association. Isbell also earned football All-America honors in 1951. Two years later, outfielder Mickey Sullivan was a first-team All-America selection, and the following year he became Baylor's first two-time All-American. To this day, Sullivan remains one of only three Bears to have earned All-America honors twice.

Lloyd Russell returned to the head coaching position in 1958. After sub-.500 seasons in each of his first two years back with the Bears, Russell guided Baylor to a 15-7 mark and a second-place tie in the SWC in 1960. The following year was one of Baylor's best to that point; the Bears finished the season 18-4-1 overall, 10-4-1 in SWC play and tied for second in the league standings. Despite not receiving an NCAA Tournament bid, Baylor finished the year ranked 25th nationally by Collegiate Baseball. It marked Baylor's first season-ending national ranking.

### THE SCHROEDER ERA

Dutch Schroeder became Baylor's 16th head coach prior to the 1962 season. After employing 15 different head coaches in the program's first 60 years, Baylor has employed only four since Schroeder's hiring.

Schroeder, for whom the Schroeder Plaza between Baylor Ballpark and Gettman Stadium was named, led the Bears to winning seasons in each of his first seven years as head coach, including a 17-7 mark in his inaugural campaign.

After the 1965 season, right-handed pitcher Fred Rath was a fourth-round Class AA selection of the Chicago White Sox. Rath, who appeared in eight games over the 1968 and 1969 seasons for the White Sox, was Baylor's first drafted player.

The high point of the Schroeder era came in 1966 when Baylor finished 18-10-1 and shared the Southwest Conference title with three other schools at 8-6-1. Baylor had a chance to win the conference outright, hosting its final five games of the season. The Bears blanked Rice 1-0 and 2-0 in the first two games, respectively, but the Owls got the better of the Bruins in the series finale 2-0. However, Baylor bounced back four days later, sweeping a doubleheader against SMU 2-1 and 7-3. While the SWC recognized Baylor, TCU, Texas and Texas A&M as co-champions, the SWC representative in the NCAA Tournament was determined by a coin flip, won by Texas.

Jim Rath and Joe Robinson made Baylor history March 5, 1966. The duo combined on a seven-inning no-hitter at Austin College, the first no-hitter in the program's history.

The Bears reached the 20-win plateau in each of Schroeder's final two seasons. Baylor amassed 21 wins, then a school record in 1973, Schroeder's final year as head coach.

### THE SULLIVAN ERA

Mickey Sullivan, who earned first-team All-America honors in 1953 and 1954, became Baylor's 17th head coach in 1974. The Bears

## PROGRAM HISTORY

posted winning seasons in all but three of Sullivan's school-record 21 years as Baylor's head coach.

Baylor's finest season to date came in 1977, Sullivan's fourth as head coach. The Bears finished 43-15 overall and placed third in the Southwest Conference at 15-9. After winning two of three against Texas to close the regular season, Baylor defeated Texas A&M once and Texas twice more to sweep through the SWC Tournament at Austin.

With an automatic bid to the NCAA Tournament, the Bears were sent to Arlington, Texas, for the South Central Regional played at historic Arlington Stadium. Baylor won its opening game against New Orleans 10-1 but then fell to Miami (Ohio) 7-3. The Bears rallied to defeat UNO again 7-1 and then defeated Miami twice to earn the program's first trip to Omaha.

Baylor's first opponent at the College World Series was South Carolina. The Bears dropped a tough 3-2 decision to the Gamecocks. The following day, Baylor was eliminated by Minnesota, again falling by one run 4-3. The Bears finished the season ranked seventh nationally, Baylor's highest final ranking until 2005.

Omaha must have been good to the Bears, because they returned the very next year. Baylor sustained the loss of three all-conference performers from the 1977 team, including All-American Steve Macko, and found itself barely above .500 at 22-17 in late April. However, the Bears posted a 10-game winning streak that included a sweep of the Southwest Conference Tournament for the second-consecutive year to earn a return trip to Arlington for the NCAA South Central Regional. The Bears posted two wins against Mississippi State and one against Texas-Pan American and punched their ticket for Omaha.

Again, the Bears had little luck at the College World Series, falling to Michigan 4-0 and Miami, Fla., 12-1. The season ended with the Bears ranked eighth nationally after a 32-19 campaign.

Sullivan was named Southwest Conference coach of the year in 1977 and 1978, the first and second of five such honors for the Bears' skipper.

Andy Beene became the first Baylor pitcher to throw a complete-game, nine-inning no-hitter on March 10, 1979. Beene had eight strikeouts in accomplishing the feat against Texas Tech.

Following the 1979 season, right-handed pitcher Jon Perlman became the first Baylor player drafted in the first round when the Chicago Cubs took him with the 12th overall selection. The Cubs drafted Perlman in the fifth round following the 1978 season, but he decided to return to Baylor. Perlman reached the Majors in three different seasons, one each with the Cubs, the San Francisco Giants and the Cleveland Indians.

Four years later, following the 1983 season, Baylor had four players drafted, which at the time was a program best. Included in that quartet was right-handed pitcher Stan Hilton, who was taken with the fifth overall selection by the Oakland Athletics. Hilton remains the highest-drafted player in Baylor baseball history. Also drafted that season was former Baylor head coach Steve Smith, who was selected in the fifth

round by the San Francisco Giants.

Baylor opened the 1984 season with 13-consecutive wins, the best start to a season since the 1912 team finished 16-0. The 13-game winning streak still ranks as the fifth-longest in the program's history.

The Bears finished 42-13 in 1985, Baylor's first 40-win season since its first in 1977. It was the first of two-consecutive 40-win seasons as the Bears went 40-22 in 1986. However, Baylor was shut out of the NCAA Tournament both seasons. Despite not receiving a postseason bid, the Bears finished the year ranked 21st nationally by Baseball America. The 1985 season included a program-record, 20-game winning streak from March 7 to March 26.

Right-handed pitcher Pat Combs became Baylor's third first-round draft selection following the 1988 season. Combs was taken with the 11th overall pick by the Philadelphia Phillies; he spent four seasons in the Majors, all with the Phillies, and posted a 17-17 record in 56 career starts.

Baylor reached the 40-win plateau again in 1991. At 40-16 following the regular season, the Bears dropped both games at the Southwest Conference Tournament in College Station, Texas. However, the NCAA still rewarded the Bears with an NCAA Regional selection. The NCAA also rewarded Baylor by sending the Bears to Wichita, Kan., home of the NCAA Midwest Regional and top-ranked Wichita State. After falling to California 8-3 in the opening round, the Bears were eliminated by eventual national runner-up Wichita State 13-7.

Right-handed pitcher Scott Ruffcorn became Baylor's fourth first-round draft pick following the season. He was selected with the 25th overall pick by the Chicago White Sox. Ruffcorn reached the Majors by 1993 and appeared in 30 career games over the next five seasons.

The Bears returned to postseason play in 1993. This time, the NCAA bid was automatic as the Bears defeated Texas Tech once and Texas twice to sweep the Southwest Conference Tournament. Baylor's destination was Baton Rouge, La., as the No. 2 seed in the NCAA South Regional at historic Alex Box Stadium on the Louisiana State campus. The Bears defeated Kent 4-1 in the opening round but fell to third-seeded South Alabama 9-3 in the second round. That set the stage for an elimination game against top-seeded LSU, which lost to Kent in the second round. The Bayou Bengals got the best of the Bears 13-6, ending Baylor's season. LSU went on to win its second of five national titles in a 10-year span.

Baylor had six players drafted following the 1993 season, at the time a program record.

The 1994 season was Baylor's last under Sullivan's leadership. The Bears sent their long-time skipper out in fashion, sweeping Houston at home in the season's final weekend. Sullivan's last game was the back end of a May 1 doubleheader. After defeating the Cougars 6-2 in the opener, the Bears completed the sweep with a 6-5 victory.

Sullivan amassed a 649-428-3 record in his 21-year tenure at Baylor. He led the Bears to five 40-win seasons, four NCAA Tournament appearances, two College World Series appearances and three Southwest Conference Tournament titles.

## THE SMITH ERA

For Sullivan's replacement, the Bears stayed with their tradition of Baylor graduates. In the summer of 1994, Baylor named Mississippi State assistant coach Steve Smith, who pitched for the Bears in the early 1980s, as head coach.

In his first season at Baylor, Smith led the Bears to a 24-28 record. It would be Baylor's only sub-.500 record in Smith's first 10 years as head coach. The following year, the Bears went 32-27 and won three out of four against Texas, including taking two of three from the ninth-ranked Longhorns in mid-April.

With his first full recruiting class as juniors, Smith led the Bears to a 41-20-1 record in 1998. Baylor returned to postseason play for the first time in five years and began the program's most successful era. Ranked 13th nationally to start the season, Baylor climbed as high as seventh in the national rankings. The Bears posted a 14-game winning streak in mid-season, tied for the third-longest in school history.

Baylor entered the final weekend of the 1998 season with a chance to claim the Big 12 regular season title. However, the Bears dropped two of three to Texas A&M and had to settle for second in the final league standings. Baylor earned the third seed at the NCAA South I Regional hosted by Florida in Gainesville, Fla. The Bears were upset by Richmond 12-10 in the first round but rebounded to eliminate host and fourth-ranked Florida 10-5 in the second round. Baylor then faced Illinois in another elimination game, but the Bears fell to the Illini 8-7 in 13 innings.

Following the 1998 season, right-handed pitcher Kip Wells became Baylor's fifth first-round draft pick. Wells, who went on to pitch 11 seasons in the Major Leagues, was taken with the 16th overall selection by the Chicago White Sox. He was one of four Bears drafted that season, three of which went in the first 15 rounds. Outfielder Jon Topolski led the nation with 11 triples, becoming the first player in Baylor history to lead the nation in a statistical category.

One year later, the Bears enjoyed their most successful season since reaching the College World Series in 1978. Baylor entered the Baseball America Top 25 the week of Feb. 28 with a No. 22 ranking. The Bears remained in the publication's national rankings every week from that point until late in the 2001 season, a streak of 51 consecutive weeks.

En route to a school-record 50 wins, the 1999 team enjoyed winning streaks of 14 games (tied for third all-time at Baylor) and 13 games (tied for fifth all-time at Baylor). With a 4-2 stretch between the two streaks, the Bears won 31 of 33 games from Feb. 13 to April 9, the most successful 33-game stretch in the program's history.

The ninth game of the 13-game streak, played Feb. 26, was an historic one as the Bears christened Baylor Ballpark with a 22-6 win over Kansas State.

The Bears fell just short of the Big 12 Conference title, again finishing second to Texas A&M. Baylor swept through its bracket at the conference tournament, only to fall 4-3 to Nebraska in the championship game.

Still, Baylor was rewarded by the NCAA with more than just a postseason bid. Newly opened Baylor Ballpark, still under construction

## PROGRAM HISTORY

at the time, would be the site of the first NCAA postseason baseball event hosted by Baylor. The Bears defeated Illinois 7-3 and Minnesota 6-4 to reach the championship round of the four-team regional. Three months and four days after the 22-6 victory over Kansas State in Baylor Ballpark's first game, the Bears defeated Minnesota by the same score to post the program's third NCAA Regional title and its first since 1978.

Next was the NCAA Super Regional as the Bears hosted Big 12 rival Oklahoma State. Baylor won two of three against the Cowboys in Stillwater, Okla., during the regular season, but this time the Cowboys got the best of the Bears. After falling 17-11 in the first game, Baylor rebounded for a 17-7 victory in game two. The Bears led 2-1 through seven innings of the third and deciding game, but OSU rallied for a 6-2 victory and ended Baylor's season.

Five Bears were drafted of the 1999 team, including right-handed pitcher Jason Jennings. The first consensus National Player of the Year in Division I history, Jennings was taken with the 16th overall selection by the Colorado Rockies. He was named National League Rookie of the Year in 2002. Jennings was traded to the Houston Astros in 2007, and he spent the 2009 season with the Texas Rangers before retiring after nine seasons in the Major Leagues.

More than three-quarters of a century had passed since Baylor's last out-right conference title. And after falling just short in the Big 12 race each of the previous two seasons, the 2000 Bears closed the deal. Baylor swept Kansas State in Manhattan, Kan., in the season's final weekend to win the conference title with a 23-7 record. The Bears were swept at Texas Tech in the first conference series of the season but then won nine straight series with four sweeps to win the crown.

Baylor made history April 15, 2000, as Kyle Evans became the first pitcher in Big 12 Conference history to throw a no-hitter. Evans held Iowa State hitless with two walks and five strikeouts in a 4-0 Baylor victory. It was Baylor's first nine-inning, complete-game no-hitter since Andy Beene's against Texas Tech in 1979.

At 45-15 following a loss to Nebraska in the Big 12 Tournament championship game, Baylor was selected to host another NCAA Regional. However, this time the Bears' fortunes were not as sweet. Texas State defeated Baylor 6-0 in the first round. Florida then avenged its 1998 elimination loss to the Bears with a 10-1 victory, ending Baylor's season.

Chad Hawkins was named Baylor's fifth first-team All-America selection and also became the program's seventh first-round draft pick; Hawkins was the 39th overall selection, a supplemental first-round pick of the Texas Rangers. He was one of seven Baylor draft picks, at the time a school record. Freshman Zane Carlson was named Co-National Freshman of the Year by Collegiate Baseball.

A young Baylor squad battled to a 37-24 record in 2001 as the Bears reached NCAA postseason play for the fifth-consecutive season. Baylor defeated Houston 7-1 in the first round of the NCAA Houston Regional hosted by Rice. The Bears and Owls met in the second round, and the host squad built a 9-0 lead through the first

seven innings. However, Baylor scored five runs in the eighth and six runs in the ninth, held Rice to one run in the bottom of the ninth and won 11-10. Rice rebounded to defeat Houston in an elimination game and then defeated the Bears 7-4 to force a one-game championship. Baylor led 4-3 entering the bottom of the ninth; this time, though, it was the Owls who provided the late-inning heroics, winning 5-4.

Baylor's 2001 team produced five draft picks, including consensus All-America catcher Kelly Shoppach, a second-round selection of the Boston Red Sox. Shoppach, who went on to play for the Cleveland Indians and Tampa Bay Rays before returning to Boston in 2012, won the Johnny Bench Award as the nation's top collegiate catcher.

In 2002, the Bears went 36-26 and reached NCAA postseason play for the sixth-consecutive season. Baylor was sent to Austin, Texas, as the No. 2 seed in the regional and defeated Lamar 4-2 in the opening round. After a 10-8 loss to host Texas in the second round, the Bears reached their third regional title game in four years with a 10-9 victory over Lamar. However, Texas' pitching was too strong for Baylor as the eventual national champion Longhorns defeated the Bears 2-0. The 2002 team matched the 2000 squad's then-school record with seven draft picks.

Armed with one of the nation's strongest offensive attacks, Baylor reached postseason play for the seventh-straight season in 2003. Leading the Bears' at the plate was outfielder David Murphy, who tallied a national-best and school-record 121 hits. Baylor led the Big 12 and ranked 16th nationally with a .326 team batting average. The Bears also established a school record with 167 doubles and ranked sixth nationally in that category. Baylor's .514 team slugging percentage ranked 13th nationally.

After an 11-game winning streak in late February and early March, Baylor found itself 14-3 on the season. That early season success laid the groundwork for a squad that finished the regular season 37-19. The Bears reached the championship game at the Big 12 Tournament only to fall to Texas 10-8 in 10 innings. Baylor was named the top seed at the NCAA Hattiesburg Regional, hosted by Southern Mississippi. The Bears defeated Murray State 7-6, Southern 10-3 and the host Golden Eagles to claim their fifth NCAA Regional title.

Having won 16 of its last 20 games, Baylor headed to Baton Rouge, La., for a best of three series against LSU. Right-handed pitcher Steven White pitched a gem in the opener as the Bears silenced a capacity crowd at Alex Box Stadium with a 4-1 win. Baylor erased an early 4-0 deficit and led 5-4 in the eighth inning of game two. But LSU got back-to-back home runs to take a 6-5 lead and went on to win the game by that score. The Tigers claimed the deciding game 20-5, ending Baylor's run.

Murphy, Baylor's seventh first-team All-America selection, became the program's eighth first-round draft pick. The first Baylor position player drafted in the first round, Murphy was taken with the 17th overall selection by the Boston Red Sox. Murphy was one of eight Bears drafted that season, again establishing a school record.

The 2004 season was a rough one as the Bears

finished 29-31 overall and failed to make an NCAA regional appearance for the first time since 1997. Even harder to swallow was how close Baylor was to being really good. The 2004 Bears played 23 one-run games and lost 16 such contests, both tops nationally.

After seeing its streak of six-consecutive postseason appearances and seven-consecutive winning seasons snapped in 2004, Baylor enjoyed the program's best season in 2005. Returning eight of nine starters, 10 of 12 pitchers and 21 letterwinners, the 2005 Bears were the program's most experienced club ever and the nation's most experienced team that season. That maturity and experience showed as Baylor produced 12 final at-bat victories, including some of the most dramatic finishes and comebacks in the program's history.

Mid-season sweeps of eighth-ranked Vanderbilt and top-ranked Texas in consecutive weekends got things going for the Bears, who went on to claim a share of the Big 12 Conference regular-season title with Nebraska. The two teams met in the conference tournament championship game, but the Huskers won 1-0 on a sixth-inning sacrifice fly.

Baylor's strong schedule, which ranked seventh nationally, a share of the conference title and a 38-21 record after the Big 12 Tournament landed the Bears the No. 4 overall seed in the NCAA Tournament, meaning the road to Omaha went through Waco, Texas.

After defeating Texas-San Antonio and TCU, both by scores of 8-3, in the first two rounds, Baylor faced perennial power Stanford in the NCAA Regional championship round. Trailing 3-2 entering the top of the ninth and playing as the visitor, Baylor got a leadoff home run from Seth Fortenberry to send the game into extra innings. Jeff Mandel, who pitched the game's final four innings, led off the top of the 12th with his first-career home run to give Baylor the eventual 4-3 victory.

Clemson then came to Waco for the NCAA Super Regional. After dropping the first game to the Tigers 4-2, Baylor pitching and timely hitting eliminated Clemson as the Bears won game two 7-1 and the deciding third game 6-1. The series win over Clemson put Baylor in the College World Series for the first time in 27 years.

After sweeping Texas in the regular season and eliminating the Longhorns in the Big 12 Tournament, Baylor was matched up with its rival again in the first round of the College World Series. Texas won the game 5-1, but the Bears rebounded with the program's first win at Omaha two days later. Mike Pankratz had an RBI single in the top of the 10th to give Baylor an eventual 4-3 victory over Oregon State.

The following night, fans at Rosenblatt Stadium were treated to the second-largest comeback in CWS history. Baylor trailed top-seeded and top-ranked Tulane 7-0 entering the bottom of the seventh, but the never-say-die attitude of the 2005 team showed once again. The Bears scored three runs in the seventh, two runs in the eighth and three runs in the ninth for an 8-7 victory. Baylor and Texas met for a fifth time the next night, but the Bears fell to the Longhorns 4-3 on a leadoff walk-off home run in the bottom of the ninth. Texas went on to win the national title, marking the fourth time

## PROGRAM HISTORY

Baylor was eliminated from NCAA postseason play by the eventual national champion.

A school-record nine Bears were drafted from the 2005 team, including the program's ninth first-rounder — right-handed pitcher Mark McCormick, a supplemental first-round pick of the St. Louis Cardinals with the 43rd overall selection.

Baylor made its eighth postseason appearance in nine seasons in 2006, reaching the championship game at the Houston Regional. With a 37-26 record, the Bears reached 35 wins for the eighth time in Smith's tenure; Baylor reached 35 wins in a season only five times prior to the Smith era.

Zach Dillon, a Johnny Bench Award semifinalist, was named first-team Academic All-America after posting a Baylor-record and conference-leading .421 batting average in Big 12 play.

In January 2007, Baseball America ranked Baylor as the nation's 17th-best college baseball program. The Bears also were rated as one of five "rising" programs, making the second-most progress since 1999.

The 2007 season saw Baylor's youngest team in a decade (five true freshman starters) make a late-season run that propelled the Bears to a ninth NCAA Regional appearance in 10 seasons. Baylor joined an elite group of 15 Division I programs with at least nine postseason appearances from 1998 to 2007. Baylor reached the title game of the Big 12 Conference Championship for the sixth time in the event's 11-year history. The Bears then participated in the NCAA Houston Regional for the second-consecutive year.

Baylor opened the 2008 season with seven-consecutive wins and enjoyed its best 12-game start (11-1) since the 1984 squad won its first 13 games. The Bears climbed to No. 10 in the Baseball America Top 25 after sweeping a three-game series at Mississippi State, during which Smith claimed his 500th career victory. However, the Bears were 21-25 the rest of the way and missed NCAA Tournament play for only the second time since 1998.

The 2009 season had its ups and downs, as the Bears reached as high as No. 5 in the Baseball America Top 25 after knocking off No. 9 UCLA, No. 5 UC Irvine and No. 13 TCU in the season's first three weeks.

However, Baylor struggled to a 10-16 record in Big 12 play, and ended the season unranked after being swept in its last three conference series.

A strong showing in the Big 12 Championship helped Baylor earn a spot in the NCAA Baton Rouge Regional, where it would knock off 21st-ranked Minnesota 5-0 in the first game, setting up a showdown against No. 2 LSU. In front of nearly 10,000 fans at Alex Box Stadium, the Bears dropped a 10-inning pitchers' duel against the Tigers, who went on to win the national championship.

Seven Bears were selected in the 2009 MLB Draft, the most since nine were drafted in 2005. Among the draftees was Aaron Miller, who became the program's 10th first-round selection when the Los Angeles Dodgers selected him 36th overall.

Despite an offense that started as many as five freshmen, the 2010 Baylor squad used a late-

season charge to post a 36-24 record and finish as the runner-up in the NCAA Fort Worth Regional.

The Bears needed to win at least one game against Oklahoma State in the final weekend of the regular season to qualify for the conference tournament. Trailing 5-2 heading to the bottom of the ninth in the series opener, Baylor rallied for four runs and its first walk-off win of the year.

The Bears completed the sweep of the Cowboys, and then swept all three games in pool play at the Big 12 Championship before losing a 3-1 ninth-inning lead in the title game against Texas A&M.

Baylor claimed a No. 2 seed in the Fort Worth Regional, where it would lose the opener to Arizona before rebounding to eliminate Lamar and Arizona. However, TCU knocked off Baylor, 9-0, sending the Bears home with their only shutout loss of the year.

Six Bears were selected in the 2010 MLB Draft, but Baylor still returned four All-Big 12 performers for the 2011 season. The Bears were ranked No. 16 in the preseason by Baseball America, and Baylor climbed as high as No. 14 in the rankings before eventually dropping out after losing six of seven games.

The 2011 Bears put together a strong finish to the regular season by winning each of their last three series. Baylor won two of three at Nebraska to notch its first series win in Lincoln, Neb. since 1997, and the Bears won two of three at No. 19 Oklahoma State. BU ended the regular season with a walk-off win to clinch the series against No. 13 Oklahoma.

That late push was enough to give Baylor the No. 2 seed in the NCAA Houston Regional hosted by No. 8 national seed Rice. It marked BU's third-straight NCAA bid and its sixth in the last seven years.

The Bears knocked off California in the opening round, then advanced to the championship with a 3-2 win over Rice. Cal forced a winner-take-all game by beating the Bears, 8-0, and Baylor was eliminated after giving up four runs in the bottom of the ninth to lose 9-8.

Three players were drafted in 2011, giving Baylor 77 draftees since 1998. At least one Baylor player has been drafted each season since 1991 and 23 Baylor pitchers have been drafted over the last eight years.

Baylor's 2012 squad started the season 11-7 through its first 18 games before an unofficial mascot began one of the most memorable runs in program history. After players found a beaver roaming the ballpark parking lot, the Bears won their next game in walk-off fashion, beginning a school and Big 12-record 24-game winning streak that resulted in Baylor's first-ever No. 1 national ranking.

Baylor's 20th win during the streak came on April 17 against Texas A&M-Corpus Christi. In addition to tying Baylor's longest previous winning streak, the win gave Smith his 650th career victory and made him Baylor's all-time wins leader across all sports.

The winning streak included the first 18 games of Big 12 play, which was also a conference record, and the finishing touches were put on the streak when Baylor swept then-No. 2 Texas A&M in the final Big 12 edition of the "Battle of the Brazos." The sweep of the Aggies gave Baylor an 18-0 conference record, clinching the Big 12

title before losing a conference game. Collegiate Baseball had the Bears ranked No. 1 nationally on April 23, and Baylor went on to finish with the second-best conference record in the league's 16-year history at 20-4.

Baylor earned the No. 4 national seed in the NCAA Tournament. The Bears dropped the opening game of the Waco Regional against Oral Roberts before rebounding to win four games in three days and claim their first regional title since 2005.

The Bears defeated Arkansas in game one of the Waco Super Regional, putting them one win away from a school-record-tying 50th win and a fourth trip to Omaha, but Arkansas rallied from a 4-3 ninth-inning deficit in game two and then won the decisive game three, 1-0, in 10 innings. The Bears finished the season 49-17 and ranked No. 9 or 10 in all four major national polls.

Four Baylor players — Trent Blank, Josh Ludy, Josh Turley and Logan Vick — earned All-America honors, and the Bears broke school records with 11 All-Big 12 honorees and seven first-team All-Big 12 selections. Ludy was named Big 12 Player of the Year, while junior transfer Nathan Orf won the conference's Newcomer of the Year and Smith was named Coach of the Year.

Baylor had six players selected in the 2012 MLB Draft, bringing Smith's total to 74 players who went on to sign professional contracts during his 18 years as Baylor head coach.

The 2013 campaign saw Baylor extend several impressive streaks. The Bears remained one of two teams in the league to qualify for all 17 Big 12 Championships. Baylor had 12 or more Big 12 wins for the 15th time in 17 seasons with at least 10 wins each year. BU also posted 27 or more wins for the 29th time since 1977 and has had 20 or more wins each year since 1972.

BU opened up the season ranked No. 23 and started slowly as the Bears were swept at No. 30 UC Irvine. But Baylor quickly got back on track after posting wins over No. 2 and eventual College World Series champion UCLA, No. 29 Pepperdine and No. 12 Rice.

Then Illinois came to Waco and swept the Bears, which resulted in BU losing nine games during a 13-game stretch. That lull was quickly forgotten after Baylor split at No. 20 Oklahoma State in the Big 12 opening series and then took two of three at home from Kansas State, West Virginia and No. 8 Oklahoma.

After losing two of three at TCU, the Bears swept Texas in Waco, marking just the third time that BU had swept UT. However, Baylor lost eight of its last 10 games, which included losing series at Kansas and at Texas Tech before losing all three games in pool play at the Big 12 Championship to Oklahoma, Kansas State and Texas Tech to end the Bears' hopes of receiving an NCAA Tournament at-large bid.

Among honors from the season, Baylor had a league-best and school-record-tying 11 Academic All-Big 12 selections. BU tied a program record with four Capital One Academic All-District selections and had Kolt Browder become the third person in program history to earn the Capital One Academic All-America honor twice in a career. The Bears also had eight All-Big 12 honorees.

When the June MLB Draft came around, Baylor had five players taken to give the program

## PROGRAM HISTORY

multiple picks in 15 of the last 16 drafts.

The Bears had a similar season in 2014 as they equaled Oklahoma as the only two teams to qualify for all 18 Big 12 Championships and posted 20 or more wins to extend a streak that started in 1972.

BU opened the season with a nice win at No. 19 Arizona State but lost the next two games to the Sun Devils. The Bears returned home for four-straight non-conference wins -- however -- a soggy trip to San Diego left BU winless in four games out west.

Like 2013, though, the Bears hit their stride in the middle of the schedule. BU took two of three at home over No. 4 Cal State Fullerton, did the same versus No. 23 Texas Tech the following weekend and made it a third-straight weekend series win by doing the same to No. 20 Oklahoma State.

Though, tough trips to West Virginia, Texas and Kansas State for series losses put the Bears in a tail spin until recovering for their first series win at Oklahoma since 2000.

Two weeks later, Baylor ended on a high note as the No. 7 seed at the Big 12 Championship. The Bears eliminated No. 3 Kansas and No. 6 West Virginia before a season-ending loss to No. 2 TCU.

Along the way, BU had multiple All-Big 12 selections for the 18th time in 18 Big 12 seasons and led all Big 12 schools with a school-record 13 Academic All-Big 12 selections. Doug Ashby's second-team Academic All-America selection extended the program's record streak to six-straight seasons with an Academic All-American. A program-first was also accomplished during the 2014 campaign -- Logan Brown earning the program's first-ever Gold Glove, and Nate Goodwin earned the program's second-ever Big 12 Postgraduate Scholarship. Additionally, two players were taken in the 2014 MLB Draft to give the program multiple picks in 16 of the last 17 drafts.

In 2015, the Bears jumped out to a hot start by sweeping No. 13 Cal Poly to open the season, earning BU a No. 21 ranking after being unranked in preseason.

However, the early success disappeared after losing a midweek game to Dallas Baptist and then losing two of three to Kent State at home before recovering to top Northwestern State. But right after that win, the Bears endured a tough, 10-game losing streak.

The losing streak put the Bears in danger of missing the Big 12 Championship for the first time ever, but the team was up to the task to keep the streak alive. BU went on to win four of its last six games to qualify for the Big 12 Championship for a Big 12-record 19th consecutive season.

In the Big 12 Championship, the No. 8 seed Bears made a huge splash by upsetting No. 1 seed TCU in the opener. BU fell to No. 5 Texas in a very close game before coming back to eliminate No. 4 Texas Tech the next day. Unfortunately, Texas had the Bears' number and ended their season with a 4-0 win a few hours after sending TTU home.

When the 2015 season ended, the Bears had six All-Big 12 selections, 12 Academic All-Big 12 honorees and an Academic All-American in Logan Brown.

### THE RODRIGUEZ ERA

On June 12, 2015, Baylor introduced former Pepperdine head coach Steve Rodriguez as the program's 19th head coach.

Rodriguez showed the ability to get the program headed back to the NCAA Tournament soon as the Bears achieved several feats that had not been accomplished in a few years.

The first win of the Rodriguez era came on Feb. 20, 2016, in a 9-5 decision over Washington at Baylor Ballpark. The Bears used a seven-run, two-out rally in the sixth inning with seven straight batters reaching base safely to grab the victory.

Noteworthy accomplishments from the 2016 campaign included extending BU's run of qualifying for every Big 12 Championship event (20) since joining the league in 1996, winning 10 or more (10) games in league play for the first time since 2013, taking two of three from No. 10 TCU for the program's first Big 12 series win over the Horned Frogs, hitting 30 or more home runs as a team for the first time since 2012, continuing BU's streak of finishing with a .500 record or better at Baylor Ballpark in every season in the park (18 seasons since 1999), extending the Bears' streak of having 20 or more wins (24) in a season to 45 (since 1972) and posting the program's first five-game winning streak since 2013.

Among honors under Rodriguez, the Bears had 10 or more (11) Academic All-Big 12 selections for the fifth-straight season, multiple (6) All-Big 12 selections for the 20th-straight season (every year as a league member) and their first ABCA All-Region selection (RHP Troy Montemayor, first team) since 2012.

Along the way in 2017, the Bears earned several honors under Rodriguez. Junior closer Troy Montemayor was named an All-American to give BU its first such honor since 2012. Freshman catcher Shea Langeliers earned freshman All-American status, marking the program's first since 2010. Junior starter Montana Parsons garnered Big 12 Co-Newcomer of the Year. Sophomore outfielder Richard Cunningham was named the program's first Big 12 Baseball Scholar-Athlete of the Year. BU led the league with 15 Big 12 awards, including two first-team all-league choices, three second-team picks, five honorable mentions and two all-freshman honorees. The 12 all-league choices set a program record. The Bears also led the league with a program-record 15 Academic All-Big 12 selections.

Rodriguez also helped continue the team's power surge. Baylor hit 51 home runs in 2017 in 57 games, which were 17 more than its season output of 34 in 53 games in 2016. BU had 40 or more homers for the first time since 2012 (46) and 50 or more for the first time since 2010 (57).

Baylor had its first multi-player draft since 2014 as two players under Rodriguez (Parsons, 24th round by Miami; Kameron Esthay, 26th round by Washington) were taken in the 2017 MLB Draft.

In 2017, Rodriguez was named Big 12 Coach of the Year, leading the program to its first NCAA Regional (Houston) appearance since 2012 as the Bears posted a 34-23 (12-12) record.

The 34 wins under Rodriguez were the most since 2012 and 12 Big 12 wins were the most since 2013 to give the Bears a fourth-place

league finish -- their best ending since 2012. Rodriguez's coach of the year honor marked the third time in his career that he's earned a conference coach of the year award and gave BU its 11th such honor.

In 2018, Rodriguez led the team to its 20th NCAA Regional appearance and second-straight, as the Bears competed in the Stanford Regional. The Regional was the 20th in program history and the first time since 2009-12 that the Bears appeared in back-to-back Regionals. The Bears got there in part to a hot streak at the end of the season, as they won 24 of their last 29 games. The Bears finished the season with a record of 37-21, the best record under coach Rodriguez.

In another big year of firsts, the Bears won the Big 12 Tournament for the first time in school history. Catcher Shea Langeliers and pitcher Cody Bradford won Co-MVP honors for the Big 12 Tournament.

Bradford brought another first for the Bears as he was named Big 12 Pitcher of the Year for the first time in program history. The Bears placed 13 student-athletes on the All-Big 12 team, the most in the league for the second-straight season.

Bradford and Langeliers were named third- and second-team All-Americans by Collegiate Baseball, respectively. Freshman shortstop Nick Loftin earned Freshman All-America honors by multiple outlets.

The Bears finished the fourth season under Coach Rodriguez with a record of 35-19 and were 14-8 in the Big 12, good for a second-place finish and highest since 2012. Under the leadership of Coach Rod, Davis Wendzel was named Co-Big 12 Player of the Year, the first for the Bears since 2012. Also under Rodriguez, closer Kyle Hill became the first finalist in school history for the Stopper of the Year Award after recording seven saves, a 6-0 record and a 0.00 ERA in 29.1 innings pitched with 35 strikeouts. Hill earned first-team All-America honors by multiple outlets, becoming the first pitcher in BU history to be a first-team All-American since Jason Jennings in 1999. Wendzel also earned All-America honors on the season.

Catcher Shea Langeliers and Wendzel were both first-round selections (Langeliers, 9th overall, 2nd-highest draft pick in school history; and Wendzel, 41st overall), marking the first time in program history the Bears have had two first-round selections. Overall, six Bears were drafted, most since 2012.

The power surge continued under Coach Rodriguez in 2019, as Baylor hit 195 home runs in its first 221 games under Rodriguez. BU hit 51 in 2017 for its most homers since 2010 (57), hit 54 in 2018 and came back with 57 in 2019. The Bears hit 50 or more homers in back-to-back-to-back seasons for the first time in the BBCOR era and first since 2008 (52), 2009 (73) and 2010 (57).

Rodriguez continued to preach success in the classroom along with on the field and in 2019 the Bears once again led the league with 17 Big 12 All-Academic honorees, after also doing so in 2018. The Bears set a new program record for total choices with 17 selections in 2018 and have had 10 or more honorees in nine-straight seasons.

2020 was a different season for the Bears as the COVID-19 pandemic shut the season down in mid-March after just 16 games.

## PROGRAM HISTORY

Baylor was just beginning to hit its stride, having swept through the Shriners Classic with wins over three SEC teams (Missouri, LSU, Arkansas) en route to being named the tournament's champions.

First-year outfielder Jared McKenzie earned Freshman All-America honors from Collegiate Baseball in the shortened season and Luke Boyd was tied for the nation lead in saves with six.

Shortstop Nick Loftin's name was called in the first round of the 2020 MLB Draft as he went to the Royals with the 32nd overall pick.

The Bears once again were the best in the Big 12 academically with 19 conference honorees.

In 2021, Baylor finished with a 31-20 record, a fifth-straight season above .500 for Rodriguez, and tied for fifth in the Big 12. Unfortunately, it wasn't enough to earn a postseason bid, as the Bears were named the "First Team Out" of the 64-team field.

Three Bears earned All-America honors with Boyd, McKenzie and Andy Thomas all earning distinctions from various outlets. Additionally, Thomas was named a finalist for the 2021 Buster Posey National Catcher of the Year Award and the Senior CLASS Award.

Under Rodriguez's direction, BU was one of three Power 5 teams to finish the year top-two in its conference in both batting average (.302) and ERA (3.96).

Boyd and Thomas were each selected in the 2021 MLB Draft, becoming the 13th and 14th Rodriguez products to be drafted during his time at the helm in Waco.

In Coach Rod's seventh and final season, the Bears won a series against No. 23 Duke, beat 23rd-ranked UCLA and No. 7 LSU to capture the Shriners Children's College Classic tournament championship and recorded three more ranked wins in Big 12 play.

But overall, BU had a disappointing 26-28 record and finished seventh in the Big 12 at 7-17, with the lone series win coming against the last-place Kansas Jayhawks. The Bears did keep their streak alive of qualifying for every Big 12 tournament in the 26-year history of the league, but ended the season with losses to a pair of top-20 teams at the Texas Rangers' Globe Life Field in Arlington.

Third-year sophomore outfielder Jared McKenzie was selected in the fifth round by the Washington Nationals in the 2022 MLB Draft, giving the Bears at least one pick in 32-consecutive years. Outfielder Kyle Nevin and shortstop Jack Pineda were third-day picks, with Nevin going to the Los Angeles Dodgers in the 11th round and Pineda selected in the 12th round by the Kansas City Royals.

McKenzie, a career .346 hitter, also earned a second-team nod on the All-Big 12 team. Baylor had a league-leading 17 Academic All-Big 12 selections, including 14 first-team honorees. Senior pitcher Tyler Thomas was named the Most Outstanding Player at the Shriners tournament and capped his career by being a finalist for the Senior CLASS Award and an Academic All-District 7 pick.

Rodriguez finished with the third-most wins in program history, compiling a seven-year record of 197-146 and taking the Bears to three-straight NCAA regionals (2017-19).

### THE THOMPSON ERA

On June 15, 2022, a new era of Baylor baseball began with the hiring of Mitch Thompson as the 20th head coach in the program's history. "Thompy" spent 18 years at Baylor as an assistant coach under Steve Smith (1995-2012), helping the Bears win three Big 12 titles, make 12 NCAA regionals, three Super Regional appearances and the 2005 College World Series.

At Crosstown McLennan Community College, Thompson led the Highlanders to a nine-year record of 372-138-1 (.728) with four regional titles, four NTJACAC championships, a runner-up finish at the 2015 JUCO World Series and the 2021 NJCAA Division I national championship.

A proven recruiter and developer of talent, Thompson had 16 MCC players taken in the MLB Draft and saw 108 Highlanders go on to play at four-year universities, including 87 at the Division I level.

In 2023, Thompson led the Bears to their 51st-consecutive 20-win season, finishing 20-35 overall and 6-18 in Big 12 play. Baylor won conference series against Kansas State and Oklahoma and finished the season with a four-game winning streak that included sweeping CSU Bakersfield.

Shortstop Kolby Branch earned Freshman All-America honors and was a unanimous selection to the Big 12 All-Freshman Team, hitting .325 with six home runs, 17 doubles and 41 RBIs. Sophomore catcher Cortlan Castle, a local product from nearby Midway High School, was fifth in the league in conference-only games with a .393 average, earning honorable mention All-Big 12 honors.

A sophomore transfer from TCU, third baseman Hunter Teplanszky hit .308 with six homers and 34 RBIs. On the mound, Hambleton Oliver picked up five saves out of the bullpen, while the Bears as a team recorded the fifth-most single-season strikeouts in program history with 492.

Overcoming a slow start to 2024 that included losing four key contributors to season-ending injuries and dropping seven of their first eight games, the Bears recovered to win four-consecutive home series for the first time since 2015 and swept a conference road series at BYU, finishing 22-31 overall and 10-20 in league play.

Junior designated hitter/outfielder Wesley Jordan was named All-Big 12 second team, hitting .331 with nine homers, 32 RBIs and a .632 slugging percentage. Sophomore pitcher Ethan Calder (5-3, 3.23 ERA) and senior infielder Cole Posey (.315, five homers, 20 RBIs) were honorable mention selections, while pitcher Mason Marriott was taken in the sixth round of the MLB Draft by the Arizona Diamondbacks.

Baylor had one of the best outfield combos in the league, with Enzo Apodaca (.333, six homers, 42 RBIs) and MCC transfer Ty Johnson (.313, three triples, 10 stolen bases) joining Jordan to account for nearly 36% of the team's total offensive production.

Thompson and the Bears enjoyed a breakout season in 2025, going 33-22 overall and marking an 11-win improvement, one of the best turnarounds in the nation. BU also went 13-17 in Big 12 play and reached the conference tournament for the first time since 2022. 33 regular-season wins tied for the program's most

since 2017 and included a stellar 20-4 record in non-conference games, and an 11-1 mark in midweek matchups. The 2025 Bears were a resilient bunch, logging 15 come-from-behind victories and a 13-8 record in games following a loss.

The Bears were led by a pair of top-six round MLB Draft picks in closer Gabe Craig, who earned five All-America honors, and shortstop Tyriq Kemp. Craig was one of the most dominant relievers in the country, finishing the year with a 3-0 record and 10 saves in 32 innings of work. He struck out 51 batters and walked just three, holding opponents to a .124 batting average and leading the nation with a microscopic 0.56 ERA. His 0.50 WHIP and 17:1 strikeout-to-walk ratio also led the country.

For his outstanding efforts, Craig was named a finalist for the College Baseball Foundation's National Pitcher of the Year Award and became the second Bear in program history to be named a finalist for the NCBWA Stopper of the Year Award.

A dazzling defender, Kemp was named a semifinalist for the Brooks Wallace Award after putting together one of the strongest defensive seasons in Baylor Baseball history. He fielded at a .962 clip with just nine errors in 236 total chances, while also leading the club offensively with a .358 average and .542 slugging percentage.

Alongside Craig and Kemp, second baseman Travis Sanders (.335, 8 HR, 25 RBIs) and third baseman Pearson Riebock (.306, 3 HR, 34 RBIs) also picked up All-Big 12 recognition, while senior outfielder Wesley Jordan became the first Bear of the Thompson Era to hit double-digit home runs with 10.

The introduction of pitching coach Sean Snedeker signaled an immediate improvement for a pitching staff that ranked inside the top-30 nationally in four different categories: BB/9 (7th), WHIP (22nd), K:BB Ratio (27th) and ERA (29th). In fact, BU's 3.23 walks per nine was the sixth-best mark in program history. Uniquely, the Bears started a left-handed pitcher in each of the team's final 44 games of the season, dating back to March 2.

The Bears got out to their hottest start since 2019 with a 7-1 record, marking just the fourth time since 1995 that the Bears opened a season at 7-1 or better. Junior LHP Ethan Calder recorded one of the most impressive Opening Day performances in program history, striking out 13 batters in just five innings against Youngstown State.

In late March, BU won a statement series at No. 12 Arizona, picking up wins in each of the first two games of the weekend series and collected win No. 20 on April 1 against HCU, courtesy of a Sanders walk-off home run, to mark the fastest Baylor had reached 20 wins in a season since 2019.

One of the defining factors of Thompson's 2025 squad was the fact the Bears were never swept in any series on the year and picked up four Sunday victories to salvage series along the way.



# ALL-TIME RESULTS

**1902** 5-9  
J.C. EWING

**1903** 6-8  
R.N. WATTS

**1904** 7-10  
R.N. WATTS

**1905** 12-7  
LEE CARROLL

**1906** 7-9  
L.F. BURLESON

**1907** 8-14  
L.F. BURLESON

**1908** 10-11  
L.F. BURLESON

**1909** 9-12  
E.J. MILLS

**1910** 8-11  
RALPH GLAZE

**1911** 17-7  
RALPH GLAZE

**1912** 16-0  
RALPH GLAZE

**1913** 13-9  
RALPH GLAZE

**1914** 10-10  
C.P. "BUBS" MOSLEY

**1915** 10-10 (SWC 5-7, 4th)  
C.P. "BUBS" MOSLEY

**1916** 13-7 (SWC 6-4, 2nd)  
C.P. "BUBS" MOSLEY

**1917** 3-7 (SWC 1-2, 4th)  
C.P. "BUBS" MOSLEY

**1918** 2-15 (SWC 1-6, 3rd)  
C.P. "BUBS" MOSLEY

**1919** 9-11 (SWC 3-5, 3rd)  
C.P. "BUBS" MOSLEY

**1920** 13-7 (SWC 8-5, 3rd)  
FRANK BRIDGES

Mar. 26	Austin College	W	4-3
Mar. 27	Austin College	W	15-9
Apr. 2	at SMU	W	10-1
Apr. 3	at SMU	W	5-4
Apr. 7	at Texas A&M	L	0-3
Apr. 8	at Texas A&M	W	6-3
Apr. 9	at Rice	W	13-3
Apr. 10	at Rice	W	9-7
Apr. 12	Trinity	W	3-2
Apr. 16	TCU	L	1-11
Apr. 17	TCU	W	6-2
Apr. 21	SMU	W	6-4
Apr. 22	SMU	W	12-3
Apr. 23	Rice	W	11-1
Apr. 30	Texas	L	2-11
May 1	Texas	L	0-6
May 3	Southwestern	L	0-6
May 6	at Texas	L	1-7
May 7	at Texas	L	2-5
May 9	vs. Trinity !	W	3-2

! - Played at Waxahachie, Texas

**1921** 3-11 (SWC 3-9, 5th)  
FRANK BRIDGES

Mar. 28	SMU	W	3-1
Mar. 29	SMU	W	5-2
Apr. 1	at SMU	L	3-4
Apr. 2	at SMU	L	4-5
Apr. 8	TEXAS	T	5-5
Apr. 9	Texas	L	3-9
Apr. 14	at Rice	W	11-0
Apr. 15	at Rice	L	1-2
Apr. 26	Southwestern	L	1-4
Apr. 26	Southwestern	L	1-9
Apr. 28	at Texas A&M	L	1-3
May 1	Texas A&M	L	2-3
May 2	Texas A&M	L	3-11
May 5	at Texas	L	3-5
May 6	at Texas	L	2-3

**1922** 13-7 (SWC 11-5, 2nd)  
FRANK BRIDGES

Mar. 28	ST. LOUIS CARDINALS	W	7-0
Mar. 30	at SMU	W	16-1
Mar. 31	SMU	W	4-0
Apr. 7	TEXAS	W	7-3
Apr. 8	TEXAS	W	7-3
Apr. 13	ARKANSAS	L	1-7
Apr. 14	ARKANSAS	L	3-4
Apr. 20	at Texas A&M	L	1-7
Apr. 21	at Texas A&M	L	3-4
Apr. 24	at Rice	W	7-1
Apr. 25	at Rice	W	1-0
Apr. 28	TEXAS A&M	W	1-2
Apr. 29	TEXAS A&M	W	1-0
May 5	SMU	W	11-3
May 6	SMU	L	0-13
May 19	at Texas	L	3-4
May 20	at Texas	L	3-4

**1923** 15-6 (SWC 14-5, 1st)  
FRANK BRIDGES  
Southwest Conference Champions

Apr. 3	TCU	L	1-2
Apr. 4	TCU	W	8-1
Apr. 6	SMU	L	1-2
Apr. 7	SMU	L	6-7
Apr. 13	Rice	W	9-3
Apr. 20	Texas A&M	W	6-4
Apr. 21	Texas A&M	W	5-3
Apr. 25	Texas A&M	W	4-0
Apr. 26	Texas A&M	W	3-2
May 3	SMU	W	6-4
May 4	SMU	W	2-1
May 7	at Arkansas	W	4-2
May 8	at Arkansas	W	7-6
May 10	at Centenary	L	6-7
May 11	at Centenary	W	10-3
May 15	Rice	W	4-1
May 16	at Texas	L	0-7
May 17	at Texas	L	2-3
May 21	Texas	W	6-2
May 22	Texas	W	5-3

**1924** 16-9 (SWC 11-8, 4th)  
FRANK BRIDGES

	SMU	W	8-2
	SMU	L	6-14
at TCU		L	3-8
at TCU		W	11-8
at Texas A&M		W	12-2
at Texas A&M		W	7-4
at Rice		L	7-12
at Rice		L	4-5
at Rice		W	5-1
at Texas A&M		W	8-1
SMU		W	4-2
at TCU		L	4-5
at TCU		W	7-4
May 12	Texas	L	4-8
May 13	Texas	W	2-1
	Rice	W	9-1
	Rice	W	3-0
May 23	at Texas	L	5-10
May 24	at Texas	L	5-6

**1925** 13-10 (SWC 9-5, 3rd)  
FRANK BRIDGES

Mar. 23	Mississippi STATE	L	4-10
Mar. 24	Mississippi STATE	W	6-5
Mar. 26	Austin College	L	0-1
Mar. 27	Austin College	W	13-2
Mar. 31	Trinity	W	6-4
Apr. 4	TCU	L	4-6
Apr. 11	at SMU	L	3-4
Apr. 15	Southwestern	L	6-7
Apr. 16	Southwestern	L	6-7
Apr. 18	at TCU	L	3-11
Apr. 20	at Oklahoma State	L	7-8
Apr. 21	at Oklahoma State	W	6-5
Apr. 24	Rice	W	17-3
Apr. 25	Trinity !	L	1-3
Apr. 27	Arkansas	W	3-0
Apr. 28	Arkansas	W	5-0
May 1	at Texas	W	4-3
May 2	at Southwestern	W	11-4
May 7	Texas A&M	W	6-2
May 11	at Rice	W	7-6
May 12	at Texas A&M	W	5-4
May 16	Texas	L	6-13
May 19	SMU	W	6-0

! - Played at Waxahachie, Texas

**1926** 12-9 (SWC 6-5, 4th)  
FRANK BRIDGES

Apr. 3	at Rice	L	0-3
	TEXAS A&M	W	5-3
Apr. 9	SMU	W	5-4
Apr. 13	TEXAS A&M	L	0-5
	TCU	L	12-14
Apr. 23	at Arkansas	W	4-3
Apr. 24	at Arkansas	W	7-3
	RICE	W	8-2
May 8	TCU	L	8-12
May 17	at Texas	L	2-3
	SMU	W	6-5

**1927** 10-14 (SWC 5-11, 5th)  
FRANK BRIDGES

at Rice		L	0-3
at Texas A&M		W	5-3
SMU		W	5-4
	Texas A&M	L	0-5
Apr. 14	TEXAS	L	2-8
Apr. 15	TEXAS	W	9-6
at TCU		L	12-14
at Arkansas		W	4-3
at Arkansas		W	7-3
	Rice	W	8-2
	TCU	L	8-12
May 5	at Texas	L	1-2
May 6	at Texas	L	4-8
at SMU		W	6-5



# ALL-TIME RESULTS

## 1928 16-4 (SWC 11-4, 2nd) MORLEY JENNINGS

ST. EDWARDS	W	8-3
ST. EDWARDS	W	8-0
ARKANSAS	W	5-4
ARKANSAS	W	16-1
at TCU	L	2-7
at TCU	W	16-3
TEXAS TECH	W	14-1
TEXAS TECH	L	3-8
RICE	W	15-1
RICE	W	24-11
TCU	W	15-5
TCU	L	1-11
SMU	W	9-3
Apr. 27 at Texas	W	13-2
Apr. 28 at Texas	W	4-3
RICE	W	6-0
RICE	W	7-1
SMU	L	5-7
SMU	W	9-2
May 16 TEXAS	W	5-3
May 17 TEXAS	L	3-6

## 1929 14-6 (SWC 12-4, 2nd) MORLEY JENNINGS

St. edwards	W	4-2
St. edwards	W	8-1
SMU	W	3-2
SMU	W	13-2
Notre Dame	L	2-5
Notre Dame	L	5-9
TCU	W	3-2
TCU	L	2-3
Apr. 17 Texas	W	7-5
Apr. 18 Texas	W	8-3
SMU	W	11-5
SMU	W	4-3
Apr. 26 at Texas	L	1-4
Apr. 27 at Texas	L	1-3
at Rice	L	1-6
at Rice	W	4-2
TCU	W	10-5
TCU	W	4-3
Rice	W	7-3
Rice	W	7-1

## 1930 11-6 (SWC 10-6, 3rd) MORLEY JENNINGS

Apr. 11 at Texas	L	2-9
Apr. 12 at Texas	L	2-6
May 2 TEXAS	L	4-7
May 3 TEXAS	W	13-10
SMU	W	10-9
SMU	W	10-9
SMU	W	10-6
SMU	W	13-5

## 1931 10-3 (SWC 7-3, 3rd) MORLEY JENNINGS

Northwestern	W	7-3
Northwestern	W	7-6
at Texas A&M	L	3-4
at Rice	W	6-1
Waco Packers	W	12-5
at SMU	W	17-3
Apr. 14 Texas	W	2-1
at TCU	W	9-6
Rice	W	15-1
TCU	W	5-0
SMU	W	20-5
Texas A&M	L	3-5
May 7 at Texas	L	1-5

## 1932 10-7 (SWC 7-7, 4th) MORLEY JENNINGS

Katy Railroad	W	8-4
Katy Railroad	W	3-2
SMU	W	18-0
at Rice	L	0-4
at Texas A&M	W	10-6
at Texas A&M	L	5-13
Apr. 15 at Texas	W	6-2
Apr. 16 at Texas	L	1-4
Texas A&M	W	4-1

Texas A&M	L	3-5
Rice	W	8-7
at SMU	L	1-2
at TCU	W	9-2
at TCU	W	11-8
Apr. 30 TEXAS	L	3-6
Apr. 30 TEXAS	L	2-3

## 1933 5-9 (SWC 3-7, 4th) MORLEY JENNINGS

WACO REDMEN	W	8-2
at Texas A&M	W	
at Texas A&M	L	
SMU	W	12-7
Apr. 21 TEXAS A&M	W	
Apr. 22 TEXAS A&M	L	
WACO CUBS	L	
TCU	L	
May 5 TEXAS	L	4-11
May 6 TEXAS	L	2-3
May 16 at Texas	L	1-6
May 17 at Texas	L	2-3
at SMU	W	3-2
at TCU	L	

## 1934 2-12 (SWC 2-10, 4th) MORLEY JENNINGS

vs. Humble Oilers !	L	5-6
vs. Humble Oilers !	L	2-10
Apr. 9 at Texas A&M	L	3-5
Apr. 10 at Texas A&M	L	7-9
TCU	L	
TCU	L	
Apr. 20 at Texas	L	0-12
Apr. 21 at Texas	W	4-3
TEXAS A&M	L	
TEXAS A&M	L	
May 4 TEXAS	L	1-14
May 5 TEXAS	L	0-2
at TCU	L	
at TCU	W	8-3

## 1935 7-8 (SWC 5-7, 4th) MORLEY JENNINGS

Apr. 5 at TCU	L	10-13
Apr. 6 at TCU	L	7-8
at Texas A&M	L	3-4
at Texas A&M	W	14-7
Apr. 20 Texas	L	6-7
Apr. 20 Texas	L	0-4
Texas A&M	W	2-1
Texas A&M	L	0-9
May 3 at Texas	L	7-16
May 6 at Texas	W	4-3
TCU	W	4-2
TCU	W	4-2

## 1936 9-6-1 (SWC 7-6-1, 4th) MORLEY JENNINGS

Oklahoma	W	8-5
Oklahoma	W	8-7
Texas A&M	L	11-13
Texas A&M	W	7-3
at SMU	W	4-3
at SMU	L	1-4
Apr. 10 Texas	W	8-7
Apr. 11 TEXAS	L	2-5
at Rice	W	11-4
at Texas A&M	T	11-11
Apr. 25 at Texas	L	3-9
TCU	W	7-5
TCU	L	8-13
Rice	W	9-7
at TCU	L	2-5
SMU	W	7-0

## 1937 12-6 (SWC 9-6, 3rd) MORLEY JENNINGS

Dallas Steers	W	10-1
at Rice	L	0-7
at Texas A&M	W	4-3
Apr. 9 at Texas	L	1-6
Apr. 10 at Texas	W	10-1
Rice	W	12-3

Rice	W	32-13
Apr. 24 Texas	L	0-1
SMU	W	17-6
SMU	W	7-3
Texas A&M	L	4-6
TCU	W	11-2
TCU	W	12-11
at SMU	W	7-3
at TCU	L	3-7

## 1938 13-4-2 (SWC 9-9, 4th) MORLEY JENNINGS

Mar. 24 Waco Dons	W	2-0
Mar. 25 Texas A&M	W	7-5
Mar. 25 Texas A&M	W	11-7
Waco Dons	T	5-5
Oklahoma	W	6-5
Apr. 1 at SMU	L	6-7
Apr. 2 at SMU	W	9-8
Apr. 4 Nebraska	W	9-7
Apr. 5 Nebraska	W	6-0
Waco Dons	T	4-4
Apr. 22 Texas	L	0-5
Apr. 23 Texas	L	1-11
Apr. 27 at Texas A&M	L	1-3
Apr. 30 Rice	W	8-2
May 3 TCU	W	11-1
May 6 TCU	W	6-0
May 13 at Texas	W	9-7
May 20 at Rice	W	4-3
May 21 at Rice	W	11-1

## 1939 11-7 (SWC 8-7, t-2nd) MORLEY JENNINGS

Mar. 23 at Texas A&M	L	4-5
Mar. 24 at Texas A&M	L	3-4
Mar. 25 at Rice	W	7-1
Mar. 30 OKLAHOMA STATE	L	0-1
Mar. 31 OKLAHOMA STATE	W	13-4
Apr. 8 TCU	W	13-0
Apr. 8 TCU	W	6-5
Apr. 12 Texas	L	2-17
Apr. 19 Texas A&M	L	0-4
Rice	W	16-1
Rice	W	16-4
at SMU	W	8-2
at TCU	L	1-7
May 4 at Texas	L	3-4
May 5 at Texas	L	2-5
May 10 SMU	W	7-1
SMU	W	3-2

## 1940 11-9 (SWC 7-7, 4th) LLOYD RUSSELL

at Oklahoma State	L	2-3
at Oklahoma	L	2-8
at Oklahoma	L	4-13
at Oklahoma State	L	
Oklahoma	L	0-5
OKLAHOMA	W	
SMU	W	6-1
Apr. 9 at Texas	L	2-14
Rice	W	10-4
at SMU	L	8-9
at SMU	L	2-3
TCU	W	6-0
Texas A&M	L	7-9
May 2 Texas	L	0-10
May 3 Texas	L	4-22
at Rice	W	
at Rice	W	
at Texas A&M	L	1-5
at TCU	W	12-10
at TCU	W	6-4

## 1941 11-8 (SWC 8-6, 3rd) LLOYD RUSSELL

McMURRAY	W	9-1
McMURRAY	W	16-6
at Rice	L	3-8
at Texas A&M	W	
at Texas A&M	L	
SMU	W	12-7
SMU	W	3-2
TCU	W	7-4
TCU	W	3-2
May 2 TEXAS	L	2-5
May 8 at Texas	L	4-9



# ALL-TIME RESULTS

May 9 at Texas L 6-7  
at SMU W 9-4

## 1942 8-8 (SWC 7-8, t-3rd)

### FLOYD CROW

SMU W 3-2  
SMU L 1-7  
SMU W 7-6  
TEXAS A&M L 0-2  
TEXAS A&M W 4-3  
TEXAS A&M L 9-15  
RICE L 1-3  
RICE L 3-7  
RICE W 14-3  
Apr. 17 TEXAS L 8-12  
Apr. 18 TEXAS L 0-2  
TCU W 13-5  
TCU W 2-0  
TCU W 17-11  
May 5 at Texas L 3-8

## 1943-45 no teams fielded

### WORLD WAR II

## 1946 12-9 (SWC 9-6, 2nd)

### A.E. "PETE" JONES

SMU W 12-9  
SMU W 10-6  
SMU L 5-8  
Apr. 4 at Texas L 6-7  
Apr. 5 at Texas L 1-5  
May 8 TEXAS L 8-9

## 1947 12-8 (SWC 9-5, 3rd)

### A.E. "PETE" JONES

East End Merchants W 9-0  
TCU W 12-6  
TCU W 9-8  
Texas A&M W 7-4  
Rice W 16-6  
Oklahoma W 3-2  
Oklahoma L 8-9  
Apr. 17 TEXAS L 6-9  
Apr. 18 TEXAS W 6-2  
Apr. 22 at Texas L 0-1  
Texas A&M W 11-3  
SMU W 7-0  
SMU L 3-16  
SMU L 0-5  
TCU W 10-1  
Brooke Medical Center W 4-2  
McMurray L 6-12  
Brooke Medical Center L 4-12  
Brooke Medical Center W 18-5  
Rice W 11-2  
Rice L 4-5  
Texas A&M L 3-11  
Dallas Rebels L 4-14

## 1948 18-11 (SWC 9-5, 3rd)

### A.E. "PETE" JONES

#### NCAA Western Regional

Mar. 15 STEPHEN F. AUSTIN W 17-12  
Mar. 16 STEPHEN F. AUSTIN W 21-2  
Mar. 20 Buffalo Bison W 7-6  
Mar. 24 Minnesota W 7-6  
Mar. 25 Minnesota L 3-10  
Mar. 27 Oklahoma W 11-6  
Apr. 1 Rice • W 24-3  
Apr. 2 Rice • W 14-4  
Apr. 6 at Texas A&M • L 0-8  
Apr. 7 at Texas A&M • L 3-5  
Apr. 10 at SMU • L 5-6  
Waco Pirates W 11-7  
Waco Pirates L 1-7  
vs. Buffalo Bison ! L 1-5  
Apr. 17 Texas • W 8-7  
Apr. 24 at TCU • W 15-5  
Apr. 27 Texas A&M • W 9-4  
Apr. 30 at Texas • L 1-2  
May 1 at Texas • L 1-8  
May 6 TCU • W 14-7  
May 7 TCU • W 14-6  
May 14 SMU • W 3-2  
May 15 SMU • W 9-4  
May 20 vs. Texas A&M \$ W 4-3  
May 21 vs. Texas A&M \$ L 1-17

June 16 vs. Southern California % L 0-8  
June 17 vs. Colorado State % W 13-4  
June 18 vs. Oklahoma State % W 9-8  
June 19 vs. Southern California % L 3-16

! - Played at Waxahachie, Texas  
\$ - Played at Brenham, Texas  
% - NCAA Western Regional, Denver, Colo.

## 1949 17-11 (SWC 9-5, 3rd)

### A.E. "PETE" JONES

Mar. 8 at Stephen F. Austin W 4-2  
Mar. 9 at Stephen F. Austin W 7-4  
Mar. 11 Stephen F. Austin W 18-3  
Mar. 12 Stephen F. Austin W 11-0  
Mar. 14 Hardin Simmons W 11-4  
Mar. 15 Oklahoma State W 3-2  
Mar. 16 Oklahoma State L 3-4  
Mar. 18 Hardin Simmons W 3-1  
Mar. 19 Hardin Simmons W 14-4  
Mar. 23 Minnesota W 7-3  
Mar. 26 SMU • W 14-3  
Mar. 31 at Texas • L 4-10  
Apr. 5 Nebraska L 5-7  
Apr. 5 Nebraska W 4-3  
Apr. 8 Texas A&M • W 13-2  
Apr. 9 Texas A&M • L 11-15  
Apr. 14 at Texas A&M • L 1-2  
Apr. 15 Bradley L 13-15  
Apr. 16 Bradley W 1-0  
Apr. 22 at TCU • W 10-1  
Apr. 29 Texas • W 11-5  
Apr. 30 Texas • W 3-2  
May 6 at Rice • L 1-4  
at Rice • L 2-5  
May 7 Rice • W 1-0  
May 14 at SMU • L 3-6  
May 17 at SMU • W 12-5  
TCU W 5-1  
TCU W 11-4

## 1950 20-10 (SWC 8-7, 3rd)

### A.E. "PETE" JONES

SMU W 11-10  
SMU W 5-0  
SMU W 3-2  
Apr. 15 TEXAS W 2-1  
Apr. 28 at Texas L 3-22  
May 3 at Texas L 1-22

## 1951 10-10 (SWC 6-9, 4th)

### VIC BRADFORD

Houston L 3-5  
Houston W 6-4  
Oklahoma  
Rice  
Minnesota  
Texas A&M W 3-2  
Apr. 9 at Texas L 1-5  
SMU W 8-1  
SMU L 6-13  
SMU W 6-5  
TCU  
Rice  
Apr. 27 TEXAS W 9-8  
Apr. 28 TEXAS L 1-4  
Texas A&M L 0-9  
Texas A&M L 6-12  
SMU  
TCU

## 1952 unknown (SWC 9-6, 2nd)

### CHUCK DEVEREAUX

Mar. 7 at Sam Houston State  
Mar. 8 at Sam Houston State  
Mar. 11 TCU  
Mar. 13 at TCU  
Mar. 15 TEXAS W 8-5  
Mar. 18 Texas W 6-5  
Mar. 20 Oklahoma  
Mar. 24 Minnesota  
Mar. 25 Minnesota  
Mar. 28 TCU •  
Mar. 29 TCU •  
Apr. 1 at Texas A&M • T 2-2  
Apr. 2 at Texas A&M • W 12-9  
Apr. 5 at SMU •

Apr. 8 Rice •  
Apr. 9 Rice •  
Apr. 18 Texas • L 2-3  
Apr. 26 at TCU •  
Apr. 29 Texas A&M • W 16-6  
Apr. 29 TEXAS A&M • W 3-0  
May 3 Texas • L 3-17  
May 3 TEXAS • W 9-5  
May 9 SMU •  
May 10 SMU •  
May 15 at Rice •

## 1953 unknown (SWC 7-5, 3rd)

### A.E. "PETE" JONES

Mar. 6 at Sam Houston State  
Mar. 7 at Sam Houston State  
Mar. 9 at Houston W 4-3  
Mar. 10 at Houston W 11-6  
Mar. 13 TCU  
Mar. 14 at TCU  
Mar. 17 Texas L 5-10  
Mar. 21 at Texas L 7-25  
Mar. 27 at Rice  
Mar. 28 at Rice  
Mar. 31 at Texas A&M W 8-0  
Apr. 7 Nebraska L 1-8  
Apr. 7 Nebraska T 8-8  
Apr. 10 Texas L 5-6  
Apr. 11 Texas W 10-9  
Apr. 18 TCU  
Apr. 21 SMU  
Apr. 25 at Texas L 11-14  
May 1 at SMU  
May 2 at SMU  
May 7 Texas A&M W 8-4  
May 8 Texas A&M W 5-0  
May 12 at TCU  
May 13 at TCU  
May 16 Rice

## 1954 15-9-1 (SWC 9-5-1, 2nd)

### BOYD "JELLY" SORELLE

TCU W 3-0  
TCU L 6-7  
Houston L 4-5  
Houston W 8-5  
Sul Ross State L 4-14  
Sul Ross State W 9-1  
Mar. 26 at Texas L 10-15  
Mar. 27 at Texas L 4-12  
Temple W 11-8  
TCU W 13-2  
TCU L 1-2  
Texas A&M L 5-8  
Texas A&M W 6-4  
SMU W 3-2  
Rice W 4-0  
Rice W 9-0  
Apr. 27 Texas T 13-13  
TCU L 1-2  
Texas A&M W 5-4  
SMU W 4-3  
SMU W 5-3  
Rice W 4-0  
Rice W 9-6

## 1955 11-14 (SWC 7-8, t-3rd)

### BOYD "JELLY" SORELLE

Sam Houston State W 5-3  
Sam Houston State L 2-12  
Houston W 5-3  
Houston L 2-5  
TCU W 10-7  
Sul Ross State L 1-7  
Sul Ross State L 11-4  
TCU L 1-4  
Rice W 8-0  
Texas A&M L 2-4  
Texas Lutheran L 6-11  
Texas Lutheran L 3-6  
Apr. 12 at Texas W 5-2  
TCU W 10-5  
SMU L 7-8  
Texas A&M W 13-2  
Texas A&M L 4-12  
SMU L 0-1  
SMU L 2-5  
TCU L 0-3  
TCU W 3-0  
Rice W 12-5



# ALL-TIME RESULTS

	Rice	W	4-3
May 13	Texas	L	7-9
May 13	Texas	L	6-7

**1956** 12-11 (SWC 8-6, t-2nd)  
**BOYD "JELLY" SORELLE**

	at Sam Houston State	L	5-8
	at Sam Houston State	W	5-4
	TCU	W	14-10
	Houston	L	4-6
	Houston	W	8-7
	Sul Ross State	L	1-13
	Sul Ross State	L	4-13
	TCU •	L	3-4
	SMU •	W	11-10
Mar. 30	Nebraska	W	9-4
Mar. 31	Nebraska	L	3-5
Apr. 3	TEXAS •	W	4-3
	Rice •	W	7-2
	Rice •	L	1-5
	Texas A&M •	W	5-1
	Texas A&M •	L	3-12
	SMU •	W	5-1
	TCU •	L	13-16
	TCU •	L	5-9
May 3	at Texas •	W	12-5
May 4	at Texas •	W	1-0
	Texas A&M •	L	4-7
	Rice •	W	4-2

**1957** 10-11 (SWC 4-7, 4th)  
**BOYD "JELLY" SORELLE**

	at Sam Houston State	L	2-7
	at Sam Houston State	L	0-9
	at Houston	W	12-5
	at Rice •	W	3-0
	at Houston	W	13-6
	TCU	W	16-6
	Texas A&M •	W	4-2
	Texas A&M •	L	2-4
	Kansas	W	8-1
	at Sul Ross State	L	7-4
	at Sul Ross State	W	7-2
	at Sul Ross State	W	9-5
	TCU •	W	7-3
May 3	at Texas •	L	1-11
	at Texas A&M •	L	2-5
	Rice •	W	10-2
	Rice •	L	5-7
	SMU •	L	2-4
	at SMU •	L	0-1
	at SMU •	L	0-2
	at TCU	L	8-10

**1958** 5-17 (SWC 2-11, 6th)  
**LLOYD RUSSELL**

Mar. 3	at Texas	L	2-6
Mar. 6	at Sam Houston State	W	5-4
Mar. 7	at Sam Houston State	L	5-6
Mar. 8	at Houston	L	7-9
Mar. 11	TCU	W	9-1
Mar. 14	Houston	L	7-10
Mar. 15	TCU	W	6-5
Mar. 21	at Texas A&M	L	7-9
Mar. 22	at Texas A&M	L	4-7
Mar. 28	Rice	L	1-2
Mar. 29	Rice	W	8-7
Apr. 1	Texas	L	2-4
Apr. 3	Sul Ross State	L	12-13
Apr. 4	Sul Ross State	L	8-15
Apr. 8	at TCU	L	1-2
Apr. 12	at SMU	L	6-7
Apr. 15	Texas A&M	L	4-11
Apr. 19	at Rice	L	1-6
Apr. 25	at Texas	L	2-11
Apr. 26	at Texas	L	0-4
May 9	SMU	L	2-13
May 10	SMU	W	6-3

**1959** 12-13 (SWC 6-8, 5th)  
**LLOYD RUSSELL**

Mar. 7	Houston	L	0-3
Mar. 11	Sul Ross State	W	9-7
Mar. 12	Sul Ross State	W	9-4
Mar. 13	at TCU	L	6-9
Mar. 14	TCU	W	7-5
Mar. 17	Houston	W	9-2
Mar. 21	TCU	W	14-3

Mar. 24	at Texas A&M	L	6-19
Mar. 27	Abilene Christian	W	13-6
Mar. 28	Abilene Christian	W	6-0
Mar. 31	Rice	L	2-8
Apr. 3	at Texas	L	1-14
Apr. 7	SMU	W	4-3
Apr. 10	Texas A&M	L	1-2
Apr. 17	at TCU	L	0-11
Apr. 18	at TCU	W	6-1
Apr. 24	Texas	L	3-6
Apr. 25	Texas	L	3-5
Apr. 28	at Sam Houston State	L	3-7
May 1	at SMU	W	9-6
May 2	at SMU	W	5-2
May 5	Sam Houston State	L	3-5
May 8	at Rice	L	3-7
May 9	at Rice	W	4-3
May 16	Texas A&M	L	1-3

**1960** 15-7 (SWC 10-5, t-2nd)  
**LLOYD RUSSELL**

Mar. 11	ABILENE CHRISTIAN	W	6-2
Mar. 12	ABILENE CHRISTIAN	W	10-0
Mar. 19	Texas •	W	6-2
Mar. 26	at SMU •	L	0-3
Mar. 29	at TCU •	W	18-13
Apr. 5	Texas A&M •	W	7-5
Apr. 8	at Texas •	L	4-8
Apr. 9	at Texas •	L	4-9
Apr. 14	vs. Arkansas !	L	0-8
Apr. 14	at Louisiana-Monroe !	W	7-0
Apr. 15	vs. LSU !	W	3-0
Apr. 15	vs. Northwestern State !	W	16-2
Apr. 16	vs. Mississippi State !	L	2-14
Apr. 22	SMU •	W	7-6
Apr. 23	SMU •	L	1-8
Apr. 30	RICE •	L	0-1
Apr. 30	RICE •	W	4-3
May 3	at Rice •	W	5-4
May 6	at Texas A&M •	W	13-3
May 7	at Texas A&M •	W	9-3
May 13	TCU •	W	6-2
May 14	TCU •	W	17-1

**1961** 18-4-1 (SWC 10-4-1, t-2nd)  
**LLOYD RUSSELL**  
#25 CB

Mar. 3	TCU	W	2-0
Mar. 4	at TCU	W	14-2
Mar. 10	Abilene Christian	W	13-2
Mar. 11	Abilene Christian	W	10-0
Mar. 16	Rice •	W	9-3
Mar. 21	at Texas A&M •	L	6-7
Mar. 25	at Texas •	L	6-26
Mar. 28	TCU •	W	4-2
Apr. 6	Arkansas	W	16-2
Apr. 6	Arkansas	W	5-1
Apr. 11	Fort Hood	W	4-1
Apr. 14	at TCU •	W	16-7
Apr. 15	at TCU •	W	8-4
Apr. 18	SMU •	W	11-6
Apr. 21	at SMU •	W	6-5
Apr. 22	at SMU •	W	9-1
Apr. 23	Fort Hood	W	16-3
May 5	Texas A&M •	W	5-4
May 6	Texas A&M •	L	13-15
May 12	at Rice •	W	4-0
May 13	at Rice •	L	2-5
May 17	Texas •	W	3-2
May 17	TEXAS •	T	9-9

**1962** 17-7 (SWC 9-5, 3rd)  
**DUTCH SCHROEDER**

Mar. 2	TCU	W	11-4
Mar. 3	at TCU	L	6-9
Mar. 9	Texas Lutheran	W	5-4
Mar. 12	Abilene Christian	W	6-4
Mar. 13	Abilene Christian	W	11-1
Mar. 17	Texas •	L	3-4
Mar. 24	at SMU •	W	5-3
Apr. 4	at Texas A&M •	W	2-0
Apr. 7	at TCU •	W	7-3
Apr. 12	SMU •	W	5-0
Apr. 13	SMU •	W	15-7
Apr. 16	at Texas •	L	0-8
Apr. 17	at Texas •	L	1-12
Apr. 19	vs. Arkansas !	W	5-0
Apr. 19	vs. Northwestern State !	W	9-1

Apr. 20	at Louisiana-Monroe !	L	5-9
Apr. 20	vs. Northwestern State !	W	11-3
Apr. 21	at Louisiana-Monroe !	W	6-0
Apr. 27	TCU •	W	7-3
Apr. 27	TCU •	W	7-3
May 2	at Texas A&M •	L	0-6
May 3	at Texas A&M •	L	6-12
May 7	Rice •	W	15-3
May 7	Rice •	W	3-0

! - Easter Tournament, Monroe, La.

**1963** 13-11 (SWC 7-8, 4th)  
**DUTCH SCHROEDER**

Mar. 1	at TCU	L	1-3
Mar. 2	TCU	W	5-2
Mar. 9	Texas Lutheran	W	4-3
Mar. 16	Rice •	L	3-6
Mar. 23	at Texas A&M •	L	1-2
Mar. 26	TCU •	W	3-2
Mar. 30	at Texas •	W	3-2
Apr. 2	SMU •	W	10-4
Apr. 8	Nicholls State	W	9-5
Apr. 9	at Tulane	W	5-4
Apr. 12	at Fort Hood	L	1-7
Apr. 13	vs. Dallas !	L	2-4
Apr. 13	vs. UT-Pan American !	W	9-5
Apr. 19	at Rice •	W	6-3
Apr. 20	at Rice •	W	17-15
Apr. 22	at Texas Lutheran	W	3-2
Apr. 26	at TCU •	L	1-2
May 3	Texas A&M •	L	1-8
May 4	Texas A&M •	W	7-4
May 7	at SMU •	L	0-6
May 8	at SMU •	W	7-3
May 13	Texas •	L	1-5
May 13	Texas •	L	2-8
May 14	at TCU	L	2-3

! - Played at Fort Hood, Texas

**1964** 18-7 (SWC 10-5, 2nd)  
**DUTCH SCHROEDER**  
#26 CB

Feb. 27	Austin College	W	3-0
Mar. 5	Oklahoma	W	13-3
Mar. 6	at Houston	L	3-6
Mar. 7	at Houston	W	4-3
Mar. 9	UT-Pan American	L	3-5
Mar. 10	UT-Pan American	W	4-0
Mar. 14	Texas •	L	2-4
Mar. 17	at SMU •	W	5-0
Mar. 21	Texas Lutheran	W	5-4
Mar. 27	Missouri	W	5-2
Mar. 28	Missouri	W	3-1
Apr. 1	Texas A&M •	W	8-7
Apr. 4	at TCU •	W	3-2
Apr. 10	SMU •	W	15-1
Apr. 11	SMU •	W	7-2
Apr. 17	at Texas •	L	1-5
Apr. 18	at Texas •	W	5-1
Apr. 20	at Texas Lutheran	W	3-1
Apr. 24	TCU •	W	3-0
Apr. 25	TCU •	W	7-0
May 1	at Texas A&M •	L	4-7
May 2	at Texas A&M •	L	0-2
May 5	Rice •	W	6-1
May 5	Rice •	W	8-1
May 6	Rice •	L	2-5

**1965** 18-7 (SWC 9-6, 3rd)  
**DUTCH SCHROEDER**

Mar. 4	at Texas Lutheran	W	14-5
Mar. 5	at UT-Pan American	W	6-4
Mar. 6	at UT-Pan American	L	0-4
Mar. 13	Rice •	W	8-0
Mar. 16	at Texas A&M •	W	2-0
Mar. 27	SMU •	L	5-7
Apr. 2	at TCU •	W	5-3
Apr. 3	at TCU •	W	5-1
Apr. 7	at SMU •	L	0-3
Apr. 8	at SMU •	W	8-0
Apr. 9	at Houston	W	8-7
Apr. 10	at Houston	W	15-3
Apr. 10	at Houston	W	9-3
Apr. 12	Texas Lutheran	W	5-0
Apr. 15	at St. Mary's	W	10-7
Apr. 16	Emporia State	W	11-1
Apr. 17	Emporia State	W	11-7
Apr. 20	TCU •	L	3-7



# ALL-TIME RESULTS

Apr. 23	Texas •	W	5-2
Apr. 24	Texas •	L	4-5
Apr. 27 at	Texas •	W	4-1
Apr. 30	Texas A&M •	L	2-3
May 1	Texas A&M •	W	6-4
May 6 at	Rice •	W	8-1
May 7 at	Rice •	L	4-5

**1966**      **18-10-1 (SWC 8-6-1, t-1st)**

**DUTCH SCHROEDER**

Southwest Conference Co-Champions

Mar. 1 at	Texas Lutheran	W	4-2
Mar. 5 at	Austin College	W	11-0
Mar. 8 at	St. Mary's	L	1-2
Mar. 10	St. Mary's	W	7-3
Mar. 15	Texas •	L	1-5
Mar. 19 at	TCU •	W	7-4
Mar. 21	Arkansas	W	9-3
Mar. 22	Texas A&M •	W	4-1
Mar. 24	Southern Illinois	W	8-4
Mar. 26 at	Rice •	T	5-5
Mar. 28	Kansas State	W	2-0
Mar. 28	Kansas State	L	0-5
Apr. 1	TCU •	L	1-9
Apr. 2	TCU •	L	1-7
Apr. 5	Texas Lutheran	L	3-4
Apr. 6	Abilene Christian	W	3-0
Apr. 7	Abilene Christian	W	8-2
Apr. 8	Houston	W	4-3
Apr. 9	Houston	L	2-3
Apr. 15 at	Texas •	L	3-6
Apr. 16 at	Texas •	W	3-2
Apr. 19 at	SMU •	W	3-2
Apr. 29 at	Texas A&M •	W	12-9
Apr. 30 at	Texas A&M •	L	5-7
May 5	Rice •	W	1-0
May 5	Rice •	W	2-0
May 6	Rice •	L	0-2
May 10	SMU •	W	2-1
May 10	SMU •	W	7-3

**1967**      **14-13 (SWC 4-11, 6th)**

**DUTCH SCHROEDER**

Mar. 3 at	St. Edwards	W	7-0
Mar. 4 at	Texas Lutheran	W	10-2
Mar. 6	Lamar	W	11-5
Mar. 7	Lamar	W	2-1
Mar. 10	St. Edwards	L	5-6
Mar. 11	SMU •	L	1-2
Mar. 14	Rice	W	1-0
Mar. 15	Texas Lutheran	W	8-1
Mar. 18	TCU	W	5-3
Mar. 23 at	Texas •	L	2-9
Mar. 24	Houston	L	2-4
Mar. 25	Houston	W	8-7
Mar. 27 at	Texas Tech •	W	12-8
Mar. 28 at	Texas Tech •	W	5-3
Mar. 29 at	Abilene Christian	L	6-8
Mar. 30 at	Abilene Christian	W	17-3
Apr. 1 at	Texas A&M •	L	3-5
Apr. 5	Kansas	W	5-4
Apr. 7	Texas •	L	0-12
Apr. 8	Texas •	L	7-11
Apr. 14 at	SMU •	L	0-22
Apr. 15 at	SMU •	W	5-3
Apr. 21 at	Rice •	L	6-7
Apr. 22 at	Rice •	L	0-1
Apr. 28	Texas A&M •	W	5-0
Apr. 29	Texas A&M •	L	3-10
May 5 at	TCU •	L	2-12
May 6 at	TCU • (forfeit)	L	0-9

**1968**      **14-13 (SWC 9-7, 4th)**

**DUTCH SCHROEDER**

Feb. 26	Texas Lutheran	L	2-3
Mar. 5	Texas A&M •	W	3-0
Mar. 9 at	TCU •	L	5-6
Mar. 16	SMU •	L	1-2
Mar. 22	Rice •	W	3-0
Mar. 22	Rice •	W	3-0
Mar. 23	Rice •	W	4-2
Mar. 25	Abilene Christian	L	0-4
Mar. 25	Abilene Christian	W	4-1
Mar. 27	Nicholls State	W	7-2
Mar. 28	SE Louisiana	L	2-4
Mar. 29	Lamar	W	2-1
Mar. 30	Lamar	L	2-4
Apr. 3 at	Texas •	L	0-2
Apr. 4 at	Texas •	L	6-10
Apr. 4 at	Texas •	L	7-8

Apr. 8 at	Texas A&M •	W	2-0
Apr. 12	Houston	L	4-6
Apr. 17	Texas Lutheran	W	6-3
Apr. 19	UT-Pan Am	W	5-4
Apr. 20	UT-Pan Am	L	4-6
Apr. 26	TCU •	L	4-8
Apr. 27	TCU •	L	2-5
May 3	SMU •	W	7-2
May 4	SMU •	W	3-2
May 11 at	Texas Tech •	W	3-2
May 11 at	Texas Tech •	W	4-1

**1969**      **10-17 (SWC 6-11, 6th)**

**DUTCH SCHROEDER**

Mar. 7 at	UT-Pan American	W	1-0
Mar. 8 at	UT-Pan American	L	2-6
Mar. 10	Southwestern	W	2-1
Mar. 14	Houston	L	2-5
Mar. 20 at	Texas Lutheran	L	3-7
Mar. 21 at	Rice •	L	2-6
Mar. 21 at	Rice •	L	7-8
Mar. 22 at	Rice •	L	3-4
Mar. 25	Texas Lutheran	W	1-0
Mar. 28	Texas Tech •	L	1-6
Mar. 28	Texas Tech •	W	7-4
Mar. 29	Texas Tech •	L	0-4
Mar. 31 at	Lamar	L	2-3
Apr. 1 at	Lamar	L	2-4
Apr. 3	Tulsa	L	5-7
Apr. 4 at	TCU •	L	1-6
Apr. 4 at	TCU •	L	3-4
Apr. 5 at	TCU •	L	4-10
Apr. 11	Texas •	L	3-5
Apr. 11	Texas •	L	2-5
Apr. 15	Southwestern	W	10-2
Apr. 18	Texas A&M •	W	4-0
Apr. 18	Texas A&M •	L	0-1
Apr. 19	Texas A&M •	W	8-1
Apr. 25 at	SMU •	W	3-1
Apr. 25 at	SMU •	W	3-0
Apr. 26 at	SMU •	W	1-0

**1970**      **16-21 (SWC 4-14, 6th)**

**DUTCH SCHROEDER**

Mar. 4	Southwestern	W	5-2
Mar. 4	Southwestern	W	4-0
Mar. 5	St. Mary's	W	6-2
Mar. 6	Texas Lutheran	W	1-0
Mar. 10	Hardin Simmons	W	3-2
Mar. 10	Hardin Simmons	W	
Mar. 13 at	Houston	L	3-4
Mar. 13 at	Houston	L	3-4
Mar. 14 at	Houston	L	1-10
Mar. 14 at	Houston	W	6-3
Mar. 20 at	Texas A&M •	L	3-7
Mar. 20 at	Texas A&M •	L	2-3
Mar. 25	UT-Pan Am	L	1-2
Mar. 25	UT-Pan Am	W	2-1
Mar. 26	UT-Pan Am	W	3-2
Mar. 27	Lamar	W	9-3
Mar. 27	Lamar	L	4-5
Mar. 28	Lamar	W	4-2
Mar. 28	Lamar	W	4-3
Mar. 30 at	St. Mary's	L	5-6
Mar. 31 at	Texas Lutheran	L	3-4
Apr. 3	TCU •	L	5-9
Apr. 3	TCU •	W	7-5
Apr. 4	TCU •	L	1-3
Apr. 7 at	Texas A&M •	L	2-11
Apr. 10	SMU •	W	1-0
Apr. 10	SMU •	W	3-1
Apr. 11	SMU •	L	3-4
Apr. 17 at	Texas •	L	0-3
Apr. 17 at	Texas •	L	3-9
Apr. 18 at	Texas •	L	1-2
Apr. 24	Rice •	L	1-2
Apr. 24	Rice •	L	2-5
Apr. 25	Rice •	W	12-1
May 1 at	Texas Tech •	L	3-5
May 1 at	Texas Tech •	L	2-4
May 2 at	Texas Tech •	L	2-14

**1971**      **17-22 (SWC 7-10, 5th)**

**DUTCH SCHROEDER**

Feb. 25 at	St. Mary's	L	2-3
Feb. 25 at	St. Mary's	L	3-4
Feb. 26 at	UT-Pan American	L	6-7
Feb. 26 at	UT-Pan American	W	6-4
Feb. 27 at	UT-Pan American	L	1-6

Feb. 27 at	UT-Pan American	L	0-6
Mar. 5	Houston	L	7-10
Mar. 5	Houston	L	4-8
Mar. 6	Houston	L	0-2
Mar. 6	Houston	W	2-1
Mar. 12	Texas •	W	1-0
Mar. 12	Texas •	W	4-3
Mar. 13	Texas •	L	6-17
Mar. 16	Southwestern	W	1-0
Mar. 16	Southwestern	W	5-2
Mar. 20	Hardin Simmons	W	15-3
Mar. 20	Hardin Simmons	W	17-3
Mar. 26 at	TCU •	L	0-5
Mar. 26 at	TCU •	L	2-6
Mar. 27 at	TCU •	W	8-6
Apr. 2	Texas A&M •	L	5-7
Apr. 2	Texas A&M •	L	2-8
Apr. 3	Texas A&M •	L	5-10
Apr. 7 at	Lamar	W	5-4
Apr. 7 at	Lamar	W	4-1
Apr. 8 at	Lamar	L	0-4
Apr. 8 at	Lamar	L	0-4
Apr. 9 at	Nicholls State	L	2-4
Apr. 9 at	Nicholls State	W	3-2
Apr. 10 at	Tulane	L	4-5
Apr. 10 at	Tulane	W	1-0
Apr. 16 at	Rice •	L	0-1
Apr. 16 at	Rice •	W	3-0
Apr. 23	Texas Tech •	L	0-1
Apr. 23	Texas Tech •	W	6-3
Apr. 24	Texas Tech •	W	6-5
Apr. 30 at	SMU •	L	2-3
Apr. 30 at	SMU •	L	3-4
May 1 at	SMU •	W	9-3

**1972**      **20-20 (SWC 6-12, t-5th)**

**DUTCH SCHROEDER**

Feb. 25 at	Houston	L	5-9
Feb. 25 at	Houston	L	2-3
Feb. 26 at	Houston	W	2-0
Feb. 26 at	Houston	W	8-7
Feb. 29	Southwestern	L	2-5
Feb. 29	Southwestern	W	7-1
Mar. 2	St. Mary's	W	3-1
Mar. 2	St. Mary's	W	8-5
Mar. 4	Air Force	W	4-1
Mar. 4	Air Force	W	2-1
Mar. 7	Hardin Simmons	W	4-2
Mar. 7	Hardin Simmons	W	10-2
Mar. 9 at	Trinity	L	0-2
Mar. 9 at	St. Mary's	L	2-1
Mar. 10 at	Lamar	W	5-0
Mar. 10 at	Lamar	W	4-3
Mar. 11 at	Lamar	L	0-5
Mar. 11 at	Lamar	W	1-0
Mar. 14 at	Southwestern	W	5-1
Mar. 14 at	Southwestern	W	12-5
Mar. 17 at	Texas •	L	1-4
Mar. 17 at	Texas •	L	5-6
Mar. 18 at	Texas •	L	2-19
Mar. 24	Rice •	L	0-2
Mar. 24	Rice •	W	5-1
Mar. 25	Rice •	W	5-4
Mar. 31	SMU •	L	1-3
Mar. 31	SMU •	L	2-3
Apr. 1	SMU •	W	3-2
Apr. 7 at	Texas A&M •	L	3-5
Apr. 7 at	Texas A&M •	L	0-5
Apr. 8 at	Texas A&M •	W	4-3
Apr. 14	TCU •	L	4-5
Apr. 14	TCU •	W	3-0
Apr. 15	TCU •	W	4-3
Apr. 21 at	Texas Tech •	L	0-8
Apr. 21 at	Texas Tech •	L	4-9
Apr. 22 at	Texas Tech •	L	3-10
Apr. 29	UT-Pan AmERICAN	L	0-1
Apr. 29	UT-Pan American	L	0-1

**1973**      **21-17 (SWC 9-9, 4th)**

**DUTCH SCHROEDER**

Feb. 24 at	Southwestern	W	8-3
Feb. 24 at	Southwestern	W	4-0
Feb. 26	UT Arlington	W	3-2
Feb. 26	UT Arlington	W	2-0
Feb. 27 at	Sam Houston State	L	6-7
Feb. 27 at	Sam Houston State	L	1-2
Feb. 28	Southwestern	L	0-3
Feb. 28	Southwestern	W	6-0
Mar. 2 at	Hardin Simmons	L	4-6
Mar. 2 at	Hardin Simmons	W	9-5
Mar. 3 at	Hardin Simmons	L	3-7
Mar. 3 at	Hardin Simmons	L	3-4



# ALL-TIME RESULTS

Mar. 9	Lamar	W	5-2	Mar. 11	at Trinity	W	5-1
Mar. 10	Lamar	L	1-8	Mar. 11	at St. Mary's	W	4-3
Mar. 12	Southwestern	W	2-1	Mar. 14	Houston •	W	6-4
Mar. 12	Southwestern	W	4-3	Mar. 15	Houston •	W	4-2
Mar. 13	St. Mary's	W	1-0	Mar. 15	Houston •	W	13-2
Mar. 13	St. Mary's	W	5-0	Mar. 22	TCU •	L	7-9
Mar. 16	at SMU •	L	1-3	Mar. 22	TCU •	L	3-5
Mar. 16	at SMU •	L	9-14	Mar. 23	TCU •	L	7-8
Mar. 17	at SMU •	W	4-2	Mar. 29	at Rice •	L	4-5
Mar. 23	Texas •	L	2-7	Mar. 30	at Rice •	W	7-0
Mar. 23	Texas •	W	3-2	Mar. 30	at Rice •	L	3-8
Mar. 24	Texas •	L	4-8	Apr. 1	St. Mary's	W	16-1
Mar. 31	TCU •	L	2-12	Apr. 1	St. Mary's	W	11-6
Mar. 31	TCU •	L	1-18	Apr. 4	Texas •	L	6-18
Apr. 6	Houston •	W	3-0	Apr. 5	Texas •	L	0-9
Apr. 7	Houston •	W	2-1	Apr. 5	Texas •	L	4-17
Apr. 7	Houston •	L	1-4	Apr. 11	at SMU •	W	12-1
Apr. 9	Sam Houston State	W	2-1	Apr. 12	at SMU •	W	6-3
Apr. 9	Sam Houston State	L	0-5	Apr. 12	at SMU •	L	1-2
Apr. 13	Texas Tech •	W	5-3	Apr. 14	at Oklahoma	L	1-3
Apr. 13	Texas Tech •	W	3-1	Apr. 14	at Oklahoma	W	5-3
Apr. 20	Texas A&M •	W	6-5	Apr. 18	UT-Pan American	L	0-1
Apr. 20	Texas A&M •	W	4-3	Apr. 18	UT-Pan American	L	1-5
Apr. 27	at Rice •	L	2-5	Apr. 19	UT-Pan American	L	2-7
Apr. 27	at Rice •	L	1-3	Apr. 19	UT-Pan American	L	3-8
Apr. 28	at Rice •	W	11-2	Apr. 25	Texas Tech •	W	6-1
				Apr. 26	Texas Tech •	L	4-5
				Apr. 26	Texas Tech •	W	8-3

Mar. 8	ST. MARY'S	W	11-5
Mar. 12	at Rice •	L	7-9
Mar. 12	at Rice •	W	18-1
Mar. 13	at Rice •	W	12-3
Mar. 15	at Hardin Simmons	W	5-2
Mar. 15	at Hardin Simmons	W	7-4
Mar. 17	CENTRAL MICHIGAN	W	7-3
Mar. 17	CENTRAL MICHIGAN	W	16-3
Mar. 21	NEBRASKA	W	2-0
Mar. 21	NEBRASKA	L	0-1
Mar. 22	NEBRASKA	W	12-3
Mar. 22	NEBRASKA	W	6-4
Mar. 28	Texas A&M •	L	8-9
Mar. 29	at Texas A&M •	L	1-2
Mar. 29	at Texas A&M •	W	8-0
Apr. 1	HOUSTON •	W	15-8
Apr. 2	HOUSTON •	L	0-5
Apr. 2	HOUSTON •	W	8-1
Apr. 6	SAM HOUSTON STATE	W	4-1
Apr. 6	SAM HOUSTON STATE	W	13-7
Apr. 8	at Arkansas •	W	5-3
Apr. 9	at Arkansas •	L	2-5
Apr. 9	at Arkansas •	L	1-6
Apr. 11	UT-PAN AMERICAN	W	8-6
Apr. 11	UT-PAN AMERICAN	W	10-8
Apr. 12	UT-PAN AMERICAN	W	12-2
Apr. 12	UT-PAN AMERICAN	W	11-1
Apr. 15	TEXAS TECH •	W	4-0
Apr. 16	TEXAS TECH •	W	6-1
Apr. 16	TEXAS TECH •	W	15-3
Apr. 22	at SMU •	W	14-0
Apr. 23	at SMU •	W	15-0
Apr. 23	at SMU •	W	12-7
Apr. 29	TEXAS •	L	4-10
Apr. 30	TEXAS •	W	4-2
Apr. 30	TEXAS •	W	3-2
May 19	at Texas !	W	3-2
May 20	vs. Texas A&M !	W	2-1
May 22	at Texas !	W	7-0
May 26	vs. New Orleans \$	W	10-1
May 27	vs. Miami (Ohio) \$	L	3-7
May 28	vs. New Orleans \$	W	7-1
May 28	vs. Miami (Ohio) \$	W	12-7
May 29	vs. Miami (Ohio) \$	W	2-0
June 11	vs. South Carolina %	L	2-3
June 13	vs. Minnesota %	L	3-4

## 1974 25-19 (SWC 12-12, 5th) MICKEY SULLIVAN

Feb. 16	at Lamar	W	6-1
Feb. 16	at Lamar	L	0-1
Feb. 17	at Lamar	L	0-2
Feb. 17	at Lamar	W	1-0
Feb. 21	at St. Mary's	W	9-4
Feb. 22	at UT-Pan American	L	1-2
Feb. 22	at UT-Pan American	W	6-5
Feb. 23	at UT-Pan American	W	5-4
Feb. 23	at UT-Pan American	L	1-4
Feb. 26	Sam Houston State	L	3-4
Feb. 26	Sam Houston State	W	5-2
Feb. 27	Southwestern	L	6-12
Feb. 27	Southwestern	W	6-2
Mar. 1	at Texas A&M •	L	4-8
Mar. 2	at Texas A&M •	L	3-11
Mar. 2	at Texas A&M •	L	5-6
Mar. 8	Arkansas •	W	7-6
Mar. 9	Arkansas •	W	5-2
Mar. 9	Arkansas •	W	9-0
Mar. 11	Kearney State	W	4-3
Mar. 11	Kearney State	W	3-0
Mar. 18	at Houston •	W	4-3
Mar. 19	at Houston •	W	8-0
Mar. 19	at Houston •	W	4-2
Mar. 22	TCU •	L	4-15
Mar. 23	TCU •	W	4-0
Mar. 23	TCU •	L	6-8
Mar. 26	UT Arlington	W	2-1
Mar. 26	UT Arlington	W	5-1
Mar. 29	Rice •	W	4-1
Mar. 30	Rice •	W	4-3
Mar. 30	Rice •	L	2-5
Apr. 2	St. Mary's	W	10-8
Apr. 5	at Texas •	L	3-15
Apr. 6	at Texas •	L	3-12
Apr. 6	at Texas •	L	5-6
Apr. 12	SMU •	W	9-1
Apr. 13	SMU •	L	5-6
Apr. 13	SMU •	W	6-3
Apr. 16	at Sam Houston State	W	2-1
Apr. 16	at Sam Houston State	L	1-6
Apr. 26	at Texas Tech •	L	5-6
Apr. 27	at Texas Tech •	W	6-4
Apr. 27	at Texas Tech •	L	5-8

## 1976 23-19 (SWC 14-10, 4th) MICKEY SULLIVAN

Feb. 17	at St. Mary's	L	2-4
Feb. 17	at St. Mary's	W	7-2
Feb. 20	at UT-Pan American	L	1-6
Feb. 20	at UT-Pan American	L	3-4
Feb. 21	at UT-Pan American	W	4-2
Feb. 21	at UT-Pan American	L	1-6
Feb. 24	St. Edwards	W	2-1
Feb. 24	St. Edwards	W	11-3
Feb. 27	TCU •	L	5-13
Feb. 28	TCU •	W	3-0
Feb. 28	TCU •	W	5-3
Mar. 5	at Lamar	W	5-3
Mar. 5	at Lamar	L	1-3
Mar. 9	St. Mary's	L	1-7
Mar. 9	St. Mary's	W	8-7
Mar. 12	Rice •	W	8-7
Mar. 13	Rice •	L	4-6
Mar. 13	Rice •	W	4-2
Mar. 15	Hardin Simmons	W	14-0
Mar. 15	Hardin Simmons	W	18-1
Mar. 19	at Texas •	L	5-16
Mar. 20	at Texas •	L	0-4
Mar. 20	at Texas •	W	9-4
Mar. 23	at Sam Houston State	L	2-3
Mar. 23	at Sam Houston State	L	5-6
Mar. 29	Texas A&M •	L	3-6
Mar. 29	Texas A&M •	W	5-2
Mar. 30	Texas A&M •	W	6-5
Apr. 2	at Houston •	W	4-1
Apr. 3	at Houston •	L	2-5
Apr. 3	at Houston •	L	1-2
Apr. 10	Arkansas •	W	5-0
Apr. 10	Arkansas •	W	2-0
Apr. 11	Arkansas •	W	5-2
Apr. 13	at UMHB	W	3-2
Apr. 13	at UMHB	L	1-2
Apr. 17	at Texas Tech •	L	7-8
Apr. 17	at Texas Tech •	L	10-12
Apr. 18	at Texas Tech •	L	5-6
Apr. 24	SMU •	W	9-2
Apr. 24	SMU •	W	2-1
Apr. 24	SMU •	W	4-1

Apr. 16	TEXAS TECH •	W	6-1
Apr. 16	TEXAS TECH •	W	15-3
Apr. 22	at SMU •	W	14-0
Apr. 23	at SMU •	W	15-0
Apr. 23	at SMU •	W	12-7
Apr. 29	TEXAS •	L	4-10
Apr. 30	TEXAS •	W	4-2
Apr. 30	TEXAS •	W	3-2
May 19	at Texas !	W	3-2
May 20	vs. Texas A&M !	W	2-1
May 22	at Texas !	W	7-0
May 26	vs. New Orleans \$	W	10-1
May 27	vs. Miami (Ohio) \$	L	3-7
May 28	vs. New Orleans \$	W	7-1
May 28	vs. Miami (Ohio) \$	W	12-7
May 29	vs. Miami (Ohio) \$	W	2-0
June 11	vs. South Carolina %	L	2-3
June 13	vs. Minnesota %	L	3-4

! - SWC Tournament, Austin, Texas  
\$ - NCAA South Central Regional, Arlington, Texas  
% - NCAA College World Series, Omaha, Neb.

## 1975 25-19 (SWC 11-13, t-4th) MICKEY SULLIVAN

Feb. 17	at UT Arlington	W	6-5
Feb. 17	at UT Arlington	W	4-0
Feb. 20	Lamar	W	6-5
Feb. 20	Lamar	W	7-4
Feb. 21	Lamar	W	2-1
Feb. 21	Lamar	W	7-6
Feb. 22	Oklahoma	W	5-0
Feb. 22	Oklahoma	L	3-11
Feb. 25	Southwestern	W	10-0
Feb. 25	Southwestern	W	10-2
Feb. 28	Texas A&M •	W	4-3
Mar. 1	Texas A&M •	L	0-1
Mar. 1	Texas A&M •	W	9-6
Mar. 7	at Arkansas •	W	11-2
Mar. 8	at Arkansas •	L	4-5
Mar. 8	at Arkansas •	L	4-7

## 1977 43-15 (SWC 15-9, 3rd) MICKEY SULLIVAN

Feb. 18	at UT Arlington	W	2-1
Feb. 18	at UT Arlington	W	2-1
Feb. 19	UT ARLINGTON	W	7-3
Feb. 19	UT ARLINGTON	W	4-0
Feb. 25	TCU •	W	20-3
Feb. 26	TCU •	L	1-2
Feb. 26	TCU •	L	2-3
Mar. 1	at Sam Houston State	W	4-0
Mar. 1	at Sam Houston State	L	7-10
Mar. 5	at St. Mary's	L	4-6
Mar. 5	at St. Mary's	W	4-3
Mar. 8	ST. MARY'S	W	15-8

## 1978 32-19 (SWC 15-9, 3rd) MICKEY SULLIVAN NCAA College World Series NCAA South Central Regional SWC Tournament Champions #8 CB

Feb. 18	at UT Arlington	W	2-1
Feb. 16	at Arizona State	L	1-3
Feb. 16	at Arizona State	L	1-5
Feb. 17	at Grand Canyon	L	3-5
Feb. 21	ST. MARY'S	W	2-1
Feb. 21	ST. MARY'S	W	2-0
Feb. 28	SAM HOUSTON STATE	W	15-6
Feb. 28	SAM HOUSTON STATE	W	12-3
Mar. 3	SMU •	W	9-5
Mar. 4	SMU •	W	5-4
Mar. 5	SMU •	W	27-18
Mar. 10	at Texas Tech •	W	12-3
Mar. 11	at Texas Tech •	L	0-4
Mar. 11	at Texas Tech •	L	1-5
Mar. 15	CENTRAL MICHIGAN	W	4-3
Mar. 17	ARKANSAS •	W	12-11
Mar. 18	ARKANSAS •	L	6-7
Mar. 18	ARKANSAS •	W	9-8
Mar. 22	NORTH TEXAS	W	19-11
Mar. 22	NORTH TEXAS	W	11-1
Mar. 24	at Houston •	L	5-6
Mar. 25	at Houston •	W	4-1
Mar. 25	at Houston •	W	14-11
Mar. 27	at St. Mary's	L	0-4
Mar. 27	at St. Mary's	W	2-1
Mar. 28	HARDIN SIMMONS	L	3-10
Mar. 28	HARDIN SIMMONS	W	10-4
Mar. 31	TEXAS A&M •	L	3-5
Apr. 1	TEXAS A&M •	L	4-8
Apr. 1	TEXAS A&M •	L	9-11
Apr. 4	at Sam Houston State	W	2-1
Apr. 4	at Sam Houston State	L	6-7
Apr. 7	at Texas •	L	0-3
Apr. 8	at Texas •	W	4-0
Apr. 8	at Texas •	L	4-10
Apr. 14	RICE •	W	9-5



ALL-TIME RESULTS

Table of baseball game results from Apr. 15 to June 3, listing dates, opponents (e.g., Rice, Oral Roberts), and scores.

! - SWC Tournament, Austin, Texas
\$ - NCAA South Central Regional, Arlington, Texas
% - NCAA College World Series, Omaha, Neb.

1979 34-15 (SWC 13-9, 3rd)

MICKY SULLIVAN

Table of game results for the 1979 season, including dates, opponents, and scores.

! - SWC Tournament, Austin, Texas

1980 25-19-2 (SWC 12-12, 5th)

MICKY SULLIVAN

Table of game results for the 1980 season, including dates, opponents, and scores.

Table of game results for the 1981 season, including dates, opponents, and scores.

1981 21-24 (SWC 6-15, 8th)

MICKY SULLIVAN

Table of game results for the 1981 season, including dates, opponents, and scores.

1982 25-22 (SWC 9-12, 6th)

MICKY SULLIVAN

Table of game results for the 1982 season, including dates, opponents, and scores.

Table of game results for the 1983 season, including dates, opponents, and scores.

! - Palm Valley Tournament, Edinburg, Texas

1983 26-22 (SWC 11-10, 4th)

MICKY SULLIVAN

Table of game results for the 1983 season, including dates, opponents, and scores.

! - Jody Ramsey Tournament, Edinburg, Texas



# ALL-TIME RESULTS

## 1984 26-23 (SWC 9-12, t-5th) MICKEY SULLIVAN

Feb. 14 at St. Mary's	W	3-2
Feb. 14 at St. Mary's	W	11-0
Feb. 15 HARDIN SIMMONS	W	12-1
Feb. 15 HARDIN SIMMONS	W	8-4
Feb. 18 ST. MARY'S	W	3-1
Feb. 21 UT ARLINGTON	W	6-5
Feb. 21 UT ARLINGTON	W	7-2
Feb. 24 NORTH TEXAS	W	6-2
Feb. 24 NORTH TEXAS	W	15-2
Feb. 25 NORTH TEXAS	W	13-7
Feb. 25 NORTH TEXAS	W	15-1
Feb. 29 SOUTHWESTERN	W	4-3
Feb. 29 SOUTHWESTERN	W	9-7
Mar. 2 at Lamar	L	2-3
Mar. 2 at Lamar	L	0-3
Mar. 3 at Lamar	L	0-1
Mar. 3 at Lamar	L	2-3
Mar. 6 at Dallas Baptist	W	7-5
Mar. 6 at Dallas Baptist	L	2-12
Mar. 9 at Sam Houston State	L	1-4
Mar. 9 at Sam Houston State	L	1-3
Mar. 10 DALLAS BAPTIST	L	4-5
Mar. 10 DALLAS BAPTIST	W	11-2
Mar. 13 at UT Arlington	L	3-5
Mar. 13 at UT Arlington	L	3-8
Mar. 16 ARKANSAS •	L	9-10
Mar. 17 ARKANSAS •	W	8-7
Mar. 17 ARKANSAS •	L	3-10
Mar. 20 SE OKLAHOMA STATE	W	9-3
Mar. 23 at Texas Tech •	L	21-30
Mar. 24 at Texas Tech	L	3-9
Mar. 24 at Texas Tech	W	20-19
Mar. 30 at TCU •	W	9-3
Mar. 31 at TCU •	W	9-7
Mar. 31 at TCU •	W	2-1
Apr. 6 RICE NR-#16 •	L	10-12
Apr. 7 RICE NR-#16 •	L	5-18
Apr. 8 RICE NR-#16 •	W	2-1
Apr. 10 SAM HOUSTON STATE	L	11-12
Apr. 10 SAM HOUSTON STATE	W	4-2
Apr. 13 at Texas NR-#3 •	L	1-11
Apr. 14 at Texas NR-#3 •	L	2-7
Apr. 14 at Texas NR-#3 •	L	0-5
Apr. 20 TEXAS A&M NR-#11 •	W	17-12
Apr. 21 TEXAS A&M NR-#11 •	W	3-0
Apr. 21 TEXAS A&M NR-#11 •	L	1-8
Apr. 27 at Houston •	L	5-6
Apr. 28 at Houston •	L	1-6
Apr. 28 at Houston •	W	10-5

! - Jody Ramsey Tournament, Edinburg, Texas

## 1985 42-13 (SWC 14-7, 2nd) MICKEY SULLIVAN #21 BA

Feb. 16 at St. Mary's	W	5-0
Feb. 16 at St. Mary's	W	14-5
Feb. 18 SOUTHWESTERN	W	9-7
Feb. 18 SOUTHWESTERN	L	2-6
Feb. 26 ST. MARY'S	W	11-1
Feb. 26 ST. MARY'S	W	8-0
Mar. 2 LAMAR	L	1-5
Mar. 2 LAMAR	W	7-6
Mar. 5 at Sam Houston State	L	4-5
Mar. 5 at Sam Houston State	W	5-4
Mar. 6 LUBBOCK CHRISTIAN	W	8-6
Mar. 6 LUBBOCK CHRISTIAN	L	1-3
Mar. 7 LUBBOCK CHRISTIAN	W	5-2
Mar. 7 LUBBOCK CHRISTIAN	W	5-2
Mar. 9 EMPORIA STATE	W	5-0
Mar. 9 EMPORIA STATE	W	16-4
Mar. 11 TEXAS STATE	W	12-2
Mar. 11 TEXAS STATE	W	12-1
Mar. 12 SAM HOUSTON STATE	W	4-3
Mar. 12 SAM HOUSTON STATE	W	5-3
Mar. 16 TEXAS TECH •	W	3-2
Mar. 17 TEXAS TECH •	W	3-0
Mar. 17 TEXAS TECH •	W	5-4
Mar. 18 KEARNEY STATE	W	14-3
Mar. 18 KEARNEY STATE	W	4-2
Mar. 19 DALLAS BAPTIST	W	11-5
Mar. 19 DALLAS BAPTIST	W	7-6
Mar. 22 TCU •	W	7-1
Mar. 22 TCU •	W	4-3
Mar. 23 TCU •	W	3-2
Mar. 26 NORTH TEXAS	W	8-7
Mar. 26 NORTH TEXAS	W	8-2
Mar. 29 at Rice •	L	4-7
Mar. 31 at Rice •	W	4-3
Mar. 31 at Rice •	W	1-0

Apr. 2 at UT Arlington #16-NR	W	15-4
Apr. 2 at UT Arlington #16-NR	W	13-0
Apr. 5 TEXAS #16-#2 •	L	1-5
Apr. 6 TEXAS #16-#2 •	W	8-6
Apr. 6 TEXAS #16-#2 •	W	10-3
Apr. 9 at Dallas Baptist #16-NR	W	7-5
Apr. 9 at Dallas Baptist #16-NR	W	6-2
Apr. 12 at Texas A&M #16-NR •	L	1-2
Apr. 14 at Texas A&M #16-NR •	L	2-5
Apr. 14 at Texas A&M #16-NR •	L	6-10
Apr. 16 UT ARLINGTON #16-NR	W	7-0
Apr. 16 UT ARLINGTON #16-NR	W	6-3
Apr. 19 HOUSTON #16-#17 •	W	22-6
Apr. 20 HOUSTON #16-#17 •	L	5-10
Apr. 20 HOUSTON #16-#17 •	W	3-2
Apr. 26 at Arkansas #16-#5 •	W	7-6
Apr. 27 at Arkansas #16-#5 •	L	4-5
Apr. 27 at Arkansas #16-#5 •	W	11-8
May 17 at Arkansas #19-#9 !	L	4-6
May 18 vs. Houston #16-#21 !	L	4-5

! - SWC Tournament, Fayetteville, Ark.

## 1986 40-22 (SWC 12-9, 4th) MICKEY SULLIVAN

Feb. 17 LUBBOCK CHRISTIAN	L	7-12	—
Feb. 17 LUBBOCK CHRISTIAN	W	11-2	650
Feb. 18 LUBBOCK CHRISTIAN	W	9-2	—
Feb. 18 LUBBOCK CHRISTIAN	W	10-7	385
Feb. 19 SOUTHWESTERN	W	5-0	—
Feb. 19 SOUTHWESTERN	W	6-0	325
Feb. 22 at St. Mary's	W	7-1	—
Feb. 22 at St. Mary's	L	8-11	n/a
Feb. 25 at Sam Houston State	W	5-2	—
Feb. 25 at Sam Houston State	L	0-2	408
Feb. 28 at Lamar	W	11-3	—
Feb. 28 at Lamar	W	20-9	81
Mar. 1 at Lamar	L	6-10	—
Mar. 1 at Lamar	W	13-0	211
Mar. 5 UT ARLINGTON	W	19-0	—
Mar. 5 UT ARLINGTON	W	2-0	150
Mar. 6 KANSAS	W	7-0	—
Mar. 6 KANSAS	W	18-2	280
Mar. 8 TEXAS STATE	W	4-1	—
Mar. 8 TEXAS STATE	L	4-5	315
Mar. 10 ST. Edwards	W	3-2	—
Mar. 10 ST. Edwards	W	4-0	189
Mar. 11 at Hardin Simmons	L	3-4	—
Mar. 11 at Hardin Simmons	L	6-7	200
Mar. 13 vs. Oklahoma !	W	3-2	n/a
Mar. 14 vs. Kansas !	W	7-1	n/a
Mar. 14 at UT-Pan American	W	2-1	n/a
Mar. 15 vs. Central Michigan !	L	2-5	n/a
Mar. 17 DALLAS BAPTIST	W	7-6	—
Mar. 17 DALLAS BAPTIST	W	15-4	148
Mar. 18 SAM HOUSTON STATE	L	7-8	235
Mar. 21 at TCU	W	9-1	n/a
Mar. 22 at TCU	L	2-3	—
Mar. 22 at TCU	L	7-11	n/a
Mar. 23 MINNESOTA	W	32-9	394
Mar. 28 RICE	W	16-5	980
Mar. 29 RICE	L	3-11	—
Mar. 29 RICE	W	10-2	743
Apr. 1 at UT Arlington	L	2-3	—
Apr. 1 at UT Arlington	W	9-0	225
Apr. 4 at Texas NR-#4	L	4-9	5500
Apr. 5 at Texas NR-#4	L	2-16	—
Apr. 5 at Texas NR-#4	W	5-3	6000
Apr. 12 TEXAS A&M NR-#25	L	1-3	—
Apr. 12 TEXAS A&M NR-#25	L	2-4	1497
Apr. 13 TEXAS A&M NR-#25	L	3-13	1050
Apr. 15 HARDIN SIMMONS	L	1-2	—
Apr. 15 HARDIN SIMMONS	W	6-2	150
Apr. 18 at Houston	W	5-0	—
Apr. 18 at Houston	W	9-7	205
Apr. 19 at Houston	W	5-4	275
Apr. 22 at Dallas Baptist	W	14-0	—
Apr. 22 at Dallas Baptist	W	9-8	n/a
Apr. 25 ARKANSAS NR-#7	W	10-8	924
Apr. 26 ARKANSAS NR-#7	W	6-4	—
Apr. 26 ARKANSAS NR-#7	L	7-10	1269
May 2 at Texas Tech #24-NR	W	6-3	1263
May 3 at Texas Tech #24-NR	W	8-5	—
May 3 at Texas Tech #24-NR	W	11-4	863
May 16 vs. Texas #21-#3	W	13-5	1457
May 18 at Texas A&M #21-#14	L	0-8	4500
May 19 at Texas A&M #20-#11	L	6-7	3400

! - Citrus Tournament, Edinburg, Texas

\$ - SWC Tournament, College Station, Texas

## 1987 38-15 (SWC 9-12, 5th) MICKEY SULLIVAN

Feb. 13 NORTH TEXAS #21-NR	W	7-5	—
Feb. 13 NORTH TEXAS #21-NR	W	14-4	369
Feb. 18 ST. Edwards #21-NR	W	2-1	—
Feb. 18 ST. Edwards #21-NR	W	6-0	135
Feb. 19 ST. MARY'S #21-NR	W	8-1	105
Mar. 2 LAMAR #19-NR	W	3-2	—
Mar. 2 LAMAR #19-NR	W	9-8	190
Mar. 3 at Sam Houston State #19-NR	L	5-7	—
Mar. 3 at Sam Houston State #19-NR	W	17-15	483
Mar. 5 DALLAS BAPTIST #19-NR	L	1-3	—
Mar. 5 DALLAS BAPTIST #19-NR	W	8-4	169
Mar. 6 UT ARLINGTON #19-NR	W	9-3	—
Mar. 6 UT ARLINGTON #19-NR	L	8-16	197
Mar. 7 at Hardin Simmons #19-NR	W	12-7	—
Mar. 7 at Hardin Simmons #19-NR	W	7-3	403
Mar. 10 WASHINGTON STATE #21-NR	W	15-1	280
Mar. 11 WASHINGTON STATE #21-NR	W	14-8	280
Mar. 12 WESTERN KENTUCKY #21-NR	W	11-5	225
Mar. 13 WESTERN KENTUCKY #21-NR	W	8-6	182
Mar. 14 LUBBOCK CHRISTIAN #21-NR	W	7-0	—
Mar. 14 LUBBOCK CHRISTIAN #21-NR	W	10-3	291
Mar. 16 LUBBOCK CHRISTIAN #15-NR	W	6-5	291
Mar. 17 HARDIN SIMMONS #15-NR	W	16-4	—
Mar. 17 HARDIN SIMMONS #15-NR	W	6-2	298
Mar. 18 vs. Notre Dame #15-NR	W	9-4	n/a
Mar. 20 at Rice #15-NR	W	6-5	1000
Mar. 21 at Rice #15-NR	L	1-4	—
Mar. 21 at Rice #15-NR	W	7-2	1000
Mar. 24 SAM HOUSTON STATE #12-NR	W	6-0	—
Mar. 24 SAM HOUSTON STATE #12-NR	W	7-2	189
Mar. 27 TEXAS #12-#1	W	15-3	2300
Mar. 28 TEXAS #12-#1	L	3-4	—
Mar. 28 TEXAS #12-#1	L	3-5	2700
Mar. 31 TEXAS WESLEYAN #11-NR	W	13-2	—
Mar. 31 TEXAS WESLEYAN #11-NR	W	5-0	113
Apr. 3 at Texas A&M #11-NR	L	11-12	3111
Apr. 4 at Texas A&M #11-NR	L	5-13	—
Apr. 4 at Texas A&M #11-NR	L	2-7	3728
Apr. 7 TEXAS STATE #19-NR	W	8-6	—
Apr. 7 TEXAS STATE #19-NR	W	6-0	125
Apr. 10 HOUSTON #19-NR	W	3-1	410
Apr. 11 HOUSTON #19-NR	L	0-9	—
Apr. 11 HOUSTON #19-NR	L	6-7	436
Apr. 14 SOUTHWESTERN	W	12-9	110
Apr. 17 at Arkansas NR-#10	L	3-5	1110
Apr. 18 at Arkansas NR-#10	L	0-8	—
Apr. 18 at Arkansas NR-#10	L	5-6	1420
Apr. 24 TEXAS TECH	W	7-5	180
Apr. 25 TEXAS TECH	L	3-5	—
Apr. 25 TEXAS TECH	W	7-2	220
May 1 TCU	W	6-2	142
May 1 TCU	W	7-4	—
May 2 TCU	W	8-7	218

! - Played at San Antonio, Texas

## 1988 25-31-1 (SWC 9-12, 4th) MICKEY SULLIVAN

Feb. 9 ST. Edwards	W	11-3	—
Feb. 9 ST. Edwards	T	4-4	65
Feb. 10 LUBBOCK CHRISTIAN	W	2-1	—
Feb. 10 LUBBOCK CHRISTIAN	W	5-2	78
Feb. 13 at UT Arlington	L	4-5	—
Feb. 13 at UT Arlington	L	4-5	200
Feb. 15 UT ARLINGTON	L	8-12	—
Feb. 15 UT ARLINGTON	W	3-2	170
Feb. 17 NORTH TEXAS	W	8-6	131
Feb. 19 ORAL ROBERTS	W	5-1	269
Feb. 20 ORAL ROBERTS	L	6-8	—
Feb. 20 ORAL ROBERTS	L	2-9	312
Feb. 23 ST. MARY'S	W	1-0	177
Feb. 26 at Lamar	L	3-1	160
Feb. 27 at Lamar	W	7-1	—
Feb. 27 at Lamar	L	4-6	284
Mar. 1 SAM HOUSTON STATE	W	8-7	—
Mar. 1 SAM HOUSTON STATE	L	5-9	158
Mar. 4 at Oral Roberts	W	6-3	300
Mar. 7 at Tulane	L	4-11	479
Mar. 10 at Nicholls State	W	7-3	—
Mar. 10 at Nicholls State	L	5-8	257
Mar. 11 at New Orleans NR-#14	L	2-4	917
Mar. 12 at New Orleans NR-#14	L	7-9	1243
Mar. 15 at Sam Houston State	L	4-5	—
Mar. 15 at Sam Houston State	W	4-1	420
Mar. 19 vs. Oklahoma State	L	1-13	n/a
Mar. 19 vs. Louisiana Tech	W	3-2	n/a
Mar. 19 vs. Centenary	L	1-4	n/a
Mar. 22 SOUTHWESTERN	W	11-7	119
Mar. 25 RICE	W	3-1	387
Mar. 26 RICE	W	4-1	—



















# ALL-TIME RESULTS

Apr. 15	KANSAS •	W	19-2	1749
Apr. 16	KANSAS •	W	6-5	1827
Apr. 18	LAMAR	W	5-1	1553
Apr. 19	SAM HOUSTON	W	9-5	1514
Apr. 22	at Texas #10 •	L	1-20	7300
Apr. 23	at Texas #10 •	L	4-13	7177
Apr. 24	at Texas #10 •	L	4-13	7063
Apr. 26	INCARNATE WORD	W	8-7	1435
Apr. 29	TEXAS TECH #9 •	L	1-7	2217
Apr. 30	TEXAS TECH #9 •	L	1-11	2815
May 1	TEXAS TECH #9 •	W	11-7	2073
May 3	TARLETON	W	8-2	1562
May 13	at Kansas State •	W	4-2	1763
May 14	at Kansas State •	L	5-7	1587
May 15	at Kansas State •	L	5-7	1645
May 17	STEPHEN F. AUSTIN [7]	W	12-0	1426
May 19	OKLAHOMA STATE #8 •	W	13-11	1515
May 20	OKLAHOMA STATE #8 •	L	5-11	1742
May 21	OKLAHOMA STATE #8 •	L	5-9	1858
May 25	vs. TCU #18 ^	L	2-4	5528
May 26	vs. Oklahoma State #9 ^ [7]	L	1-11	6288

§ - Shriners Children's College Classic (Minute Maid Park; Houston, Texas)  
 ^ - Big 12 Conference Championship, (Globe Life Field; Arlington, Texas)

## 2023 20-35 (6-18 Big 12, 9th)

MITCH THOMPSON

Feb. 17	CENTRAL MICHIGAN [10 inn.]	W	6-5	2125
Feb. 18	CENTRAL MICHIGAN	L	5-20	2115
Feb. 19	CENTRAL MICHIGAN	L	3-4	1986
Feb. 21	HCU	W	11-4	1810
Feb. 24	at Duke	L	1-20	654
Feb. 25	at Duke	L	3-22	380
Feb. 26	at Duke	L	3-10	448
Feb. 28	UTSA	L	3-8	1785
Mar. 3	YOUNGSTOWN STATE	L	5-7	1916
Mar. 4	YOUNGSTOWN STATE DH-1	W	12-5	2045
Mar. 4	YOUNGSTOWN STATE DH-2 [10 inn.]	L	5-7	2045
Mar. 5	YOUNGSTOWN STATE	W	9-7	1709
Mar. 7	DALLAS BAPTIST [12 inn.]	W	8-7	2035
Mar. 10	MERCER	L	2-11	1762
Mar. 11	MERCER	L	4-7	1918
Mar. 12	MERCER	L	3-6	1810
Mar. 14	RICE	W	6-0	1966
Mar. 17	KANSAS STATE •	L	1-8	2067
Mar. 18	KANSAS STATE •	W	8-4	2047
Mar. 19	KANSAS STATE •	W	8-4	1759
Mar. 21	SAM HOUSTON	W	7-6	1616
Mar. 24	at #15 Oklahoma State • [11 inn.]	L	9-11	4776
Mar. 25	at #15 Oklahoma State •	L	8-15	6556
Mar. 26	at #15 Oklahoma State • [7 inn.]	L	2-13	4736
Mar. 28	ABILENE CHRISTIAN [11 inn.]	L	2-5	1778
Mar. 31	at Kansas •	L	4-12	1541
Apr. 1	at Kansas •	L	6-13	1547
Apr. 2	at Kansas •	L	4-5	1191
Apr. 4	STEPHEN F. AUSTIN	W	10-3	1858
Apr. 6	OKLAHOMA •	W	10-6	1619
Apr. 7	OKLAHOMA •	L	3-6	1835
Apr. 8	OKLAHOMA •	W	5-3	2176
Apr. 11	at #21 Dallas Baptist	L	5-6	1840
Apr. 14	#12 TEXAS •	L	9-11	2612
Apr. 15	#12 TEXAS •	W	10-9	2975
Apr. 16	#12 TEXAS •	L	6-7	2986
Apr. 18	at Sam Houston	W	7-6	924
Apr. 21	at #16 Texas Tech •	L	1-10	4432
Apr. 22	at #16 Texas Tech • DH-1	L	9-14	4432
Apr. 22	at #16 Texas Tech • DH-2	W	6-4	3966
Apr. 25	TARLETON	L	2-6	1618
Apr. 28	#17 WEST VIRGINIA •	L	4-5	1729
Apr. 29	#17 WEST VIRGINIA •	L	0-10	2407
Apr. 30	#17 WEST VIRGINIA •	L	4-18	1829
May 2	at Abilene Christian	L	8-9	1200
May 3	TEXAS A&M-CC	W	12-6	1707
May 9	GRAND CANYON	L	2-4	1824
May 10	LAMAR	L	2-9	1666
May 12	at TCU •	L	1-5	3892
May 13	at TCU •	L	1-2	4112
May 14	at TCU •	L	4-10	3641
May 16	at Tarleton	W	4-2	864
May 18	CSU BAKERSFIELD	W	10-3	1683
May 19	CSU BAKERSFIELD	W	11-2	1822
May 20	CSU BAKERSFIELD	W	5-2	1862

## 2024 22-31 (10-20 Big 12, 11th)

MITCH THOMPSON

Feb. 16	vs. Nebraska §	L	1-4	10992
Feb. 17	vs. Oregon §	L	4-7	13991
Feb. 18	vs. #5 Tennessee §	L	5-11	10977
Feb. 20	LAMAR	W	11-5	1575
Feb. 23	#22 INDIANA	L	4-8	1996
Feb. 24	#22 INDIANA	L	1-6	2098
Feb. 25	#22 INDIANA [8 inn.]	L	5-15	1780
Feb. 28	ABILENE CHRISTIAN	L	4-6	1402
Mar. 1	ORAL ROBERTS	W	11-2	1609
Mar. 2	ORAL ROBERTS	W	9-3	1568
Mar. 3	ORAL ROBERTS	W	11-7	1620
Mar. 5	#17 DALLAS BAPTIST	L	5-8	1718
Mar. 8	at Houston •	L	3-4	1476
Mar. 9	at Houston •	L	0-8	1823
Mar. 10	at Houston •	L	2-3	2248
Mar. 12	STEPHEN F. AUSTIN	W	17-4	1967
Mar. 15	#23 TEXAS TECH •	L	0-2	2718
Mar. 16	#23 TEXAS TECH •	W	5-1	2234
Mar. 17	#23 TEXAS TECH •	W	7-2	2460
Mar. 19	at Sam Houston	L	3-8	869
Mar. 22	at Texas • [11 inn.]	W	4-3	7290
Mar. 23	at Texas •	L	2-10	7469
Mar. 24	at Texas • [8 inn.]	L	1-11	7836
Mar. 26	UTSA	L	7-9	1662
Mar. 28	CINCINNATI •	L	3-8	1557
Mar. 29	CINCINNATI •	W	8-6	1686
Mar. 30	CINCINNATI •	W	9-2	1767
Apr. 2	HCU	W	13-5	1565
Apr. 5	INCARNATE WORD	W	13-7	1783
Apr. 6	INCARNATE WORD	W	15-3	1837
Apr. 7	INCARNATE WORD [8 inn.]	L	1-14	1667
Apr. 11	BYU •	W	9-2	2065
Apr. 12	BYU • [10 inn.]	W	8-5	2822
Apr. 13	BYU •	W	18-17	2541
Apr. 16	at UT Arlington	W	3-1	487
Apr. 19	KANSAS •	W	14-5	1921
Apr. 20	KANSAS •	L	4-8	1661
Apr. 21	KANSAS • [8 inn.]	L	2-12	1934
Apr. 23	SAM HOUSTON	W	9-3	1671
Apr. 26	at #21 West Virginia •	L	5-18	3712
Apr. 27	at #21 West Virginia •	L	2-5	4223
Apr. 28	at #21 West Virginia •	L	4-13	3275
Apr. 30	UT ARLINGTON	W	5-3	1528
May 3	TCU •	L	1-7	1899
May 4	TCU • [11 inn.]	L	7-9	1820
May 5	TCU •	L	6-10	1731
May 7	TARLETON	W	11-4	1635
May 10	at #18 Oklahoma •	L	7-19	3029
May 11	at #18 Oklahoma • DH-1	L	1-9	3184
May 11	at #18 Oklahoma • DH-2 [7 inn.]	L	7-19	708
May 17	UCF • DH-1	L	4-6	1676
May 17	UCF • DH-2	W	4-2	1676
May 18	UCF •	L	8-10	1613

§ - Shriners Children's College Showdown (Globe Life Field; Arlington, Texas)

## 2025 33-22 (13-17 Big 12, 10th)

MITCH THOMPSON

Feb. 14	YOUNGSTOWN STATE	W	10-3	1679
Feb. 15	YOUNGSTOWN STATE DH-1 [7 inn.]	W	16-4	1952
Feb. 15	YOUNGSTOWN STATE DH-2	W	12-4	1952
Feb. 18	UTSA	W	5-0	1537
Feb. 21	GONZAGA	W	4-0	1496
Feb. 22	GONZAGA	W	5-2	1605
Feb. 23	GONZAGA [10 inn.]	L	7-8	1615
Feb. 25	STEPHEN F. AUSTIN	W	9-4	1837
Feb. 28	vs. #8 Oregon State §	L	3-4	3253
Mar. 1	vs. Ohio State §	W	8-6	5433
Mar. 2	vs. #25 Auburn §	L	4-7	2258
Mar. 4	TARLETON	W	7-2	1862
Mar. 7	LMU	W	9-4	1843
Mar. 8	LMU	W	6-3	1641
Mar. 9	LMU	W	9-1	1709
Mar. 11	SAM HOUSTON	W	9-2	2382
Mar. 14	at Kansas •	L	1-9	1628
Mar. 15	at Kansas •	L	7-14	1166
Mar. 16	at Kansas •	W	9-7	1426
Mar. 18	at Texas State [7 inn.]	W	19-3	2068
Mar. 21	KANSAS STATE •	L	2-8	2229
Mar. 22	KANSAS STATE •	L	4-14	2259
Mar. 23	KANSAS STATE • [7 inn.]	W	19-4	1860
Mar. 25	UT Arlington	W	13-4	1920
Mar. 28	at #12 Arizona •	W	8-5	3426
Mar. 29	at #12 Arizona •	W	6-3	4183
Mar. 30	at #12 Arizona •	L	6-11	2585
Apr. 1	HCU	W	3-2	1839
Apr. 4	HOUSTON •	L	4-7	1752
Apr. 5	HOUSTON •	W	4-3	2050
Apr. 6	HOUSTON •	L	2-4	1758
Apr. 8	TEXAS STATE	L	2-6	2156

Apr. 11	at Texas Tech •	L	2-9	4019
Apr. 12	at Texas Tech •	W	18-4	4067
Apr. 13	at Texas Tech •	L	8-9	3621
Apr. 15	at UT Arlington [10 inn.]	W	9-8	647
Apr. 17	UTAH •	L	1-13	1715
Apr. 18	UTAH •	W	4-3	1915
Apr. 19	UTAH •	W	9-0	1990
Apr. 22	HCU	W	9-1	2051
Apr. 25	at #23 TCU •	L	2-7	4873
Apr. 26	at #23 TCU •	L	4-8	4989
Apr. 27	at #23 TCU •	W	6-3	4389
Apr. 29	at Sam Houston	W	15-4	359
May 2	ARIZONA STATE •	W	7-4	1820
May 3	ARIZONA STATE •	L	1-4	2345
May 4	ARIZONA STATE •	L	6-8	2110
May 6	UTRGV	W	10-7	1871
May 9	OKLAHOMA STATE •	L	2-7	2240
May 10	OKLAHOMA STATE •	L	0-4	2077
May 11	OKLAHOMA STATE • [10 inn.]	W	5-4	1861
May 15	at UCF •	W	5-4	1802
May 16	at UCF •	W	5-4	2111
May 17	at UCF •	L	7-11	1811
May 21	vs. #7 Oklahoma State ^	L	3-4	5704

§ - Amegy Bank College Baseball Series (Globe Life Field; Arlington, Texas)  
 ^ - Big 12 Conference Championship, (Globe Life Field; Arlington, Texas)



# YEARLY RECORDS

## 1902-1914 PRE-SOUTHWEST CONFERENCE

YEAR	REC.	COACH
1902	5-9	J.C. Ewing
1903	6-8	R.N. Watts
1904	7-10	R.N. Watts
1905	12-7	Lee Carroll
1906	7-9	L.F. Burleson
1907	8-14	L.F. Burleson
1908	10-11	L.F. Burleson
1909	9-12	E.J. Mills
1910	8-11	Ralph Glaze
1911	17-7	Ralph Glaze
1912	16-0	Ralph Glaze
1913	13-9	C.P. Mosley
1914	10-10	C.P. Mosley

## 1915-1996 SOUTHWEST CONFERENCE

YEAR	REC.	SWC REC.	SWC FINISH	COACH	FINAL RANK
1915	10-10	5-7	4th	C.P. Mosley	
1916	13-7	6-4	2nd	C.P. Mosley	
1917	3-7	1-2	4th	C.P. Mosley	
1918	2-15	1-6	3rd	C.P. Mosley	
1919	9-11	3-5	3rd	C.P. Mosley	
1920	13-7	8-5	3rd	Frank Bridges	
1921	3-11	3-9	5th	Frank Bridges	
1922	13-7	11-5	2nd	Frank Bridges	
1923	15-6	14-5	1st	Frank Bridges	
1924	16-9	11-8	4th	Frank Bridges	
1925	13-10	9-5	3rd	Frank Bridges	
1926	12-9	6-5	4th	Frank Bridges	
1927	10-14	5-11	5th	Frank Bridges	
1928	16-4	11-4	2nd	Morley Jennings	
1929	14-6	12-4	2nd	Morley Jennings	
1930	11-6	10-6	3rd	Morley Jennings	
1931	10-3	7-3	3rd	Morley Jennings	
1932	10-7	7-7	4th	Morley Jennings	
1933	5-9	3-7	4th	Morley Jennings	
1934	2-12	2-10	4th	Morley Jennings	
1935	7-8	5-7	4th	Morley Jennings	
1936	9-6-1	7-6-1	4th	Morley Jennings	
1937	12-6	9-6	3rd	Morley Jennings	
1938	13-4-2	9-4	4th	Morley Jennings	
1939	11-7	8-7	t-2nd	Morley Jennings	
1940	11-9	7-7	3rd	Lloyd Russell	
1941	11-8	8-6	3rd	Lloyd Russell	
1942	8-8	7-8	t-3rd	Floyd Crow	
1943	— No Team Fielded (World War II)				
1944	— No Team Fielded (World War II)				
1945	— No Team Fielded (World War II)				
1946	12-9	9-6	2nd	A.E. Jones	
1947	12-8	9-5	3rd	A.E. Jones	
1948	18-11	9-5	3rd	A.E. Jones	
1949	20-9	9-6	3rd	A.E. Jones	
1950	20-10	8-7	3rd	A.E. Jones	
1951	10-10	6-9	t-4th	Vic Bradford	
1952	N/A	9-6	2nd	Chuck Devereaux	
1953	N/A	7-5	3rd	A.E. Jones	
1954	15-9-1	9-5-1	2nd	Boyd SoRelle	
1955	11-14	7-8	t-3rd	Boyd SoRelle	
1956	12-11	8-6	t-2nd	Boyd SoRelle	
1957	10-11	4-7	4th	Boyd SoRelle	

YEAR	REC.	SWC REC.	SWC FINISH	COACH	FINAL RANK
1958	5-17	2-11	6th	Lloyd Russell	
1959	12-13	6-8	5th	Lloyd Russell	NR
1960	15-7	10-5	t-2nd	Lloyd Russell	NR
1961	18-4-1	10-4-1	t-2nd	Lloyd Russell	25th
1962	17-7	9-5	3rd	Dutch Schroeder	NR
1963	13-11	7-8	4th	Dutch Schroeder	NR
1964	18-7	10-5	2nd	Dutch Schroeder	26th
1965	18-7	9-6	3rd	Dutch Schroeder	NR
1966	18-10-1	8-6-1	t-1st	Dutch Schroeder	NR
1967	14-13	4-11	6th	Dutch Schroeder	NR
1968	14-13	9-7	4th	Dutch Schroeder	NR
1969	10-17	6-11	6th	Dutch Schroeder	NR
1970	16-21	4-14	6th	Dutch Schroeder	NR
1971	17-22	7-10	5th	Dutch Schroeder	NR
1972	20-20	6-12	t-5th	Dutch Schroeder	NR
1973	21-17	9-9	4th	Dutch Schroeder	NR
1974	25-19	12-12	5th	Mickey Sullivan	NR
1975	25-19	11-13	t-4th	Mickey Sullivan	NR
1976	23-19	14-10	4th	Mickey Sullivan	NR
1977	43-15	15-9	3rd	Mickey Sullivan	7th
1978	32-19	15-9	3rd	Mickey Sullivan	8th
1979	34-15	13-9	3rd	Mickey Sullivan	NR
1980	25-19-2	12-12	5th	Mickey Sullivan	NR
1981	21-24	6-15	8th	Mickey Sullivan	NR
1982	25-22	9-12	6th	Mickey Sullivan	NR
1983	26-22	11-10	t-4th	Mickey Sullivan	NR
1984	26-23	9-12	t-5th	Mickey Sullivan	NR
1985	42-13	14-7	2nd	Mickey Sullivan	21st
1986	40-22	12-9	4th	Mickey Sullivan	NR
1987	38-15	9-12	5th	Mickey Sullivan	NR
1988	25-31-1	9-12	4th	Mickey Sullivan	NR
1989	32-19	7-14	t-6th	Mickey Sullivan	NR
1990	33-19	9-12	6th	Mickey Sullivan	NR
1991	40-20	12-9	3rd	Mickey Sullivan	NR
1992	29-26	17-19	3rd	Mickey Sullivan	NR
1993	41-19	11-7	t-2nd	Mickey Sullivan	23rd
1994	24-28-1	6-12	t-5th	Mickey Sullivan	NR
1995	25-28	7-17	6th	Steve Smith	NR
1996	32-27	11-13	t-4th	Steve Smith	NR

## 1996-PRESENT BIG 12 CONFERENCE

YEAR	REC.	BIG 12 REC.	BIG 12 FINISH	COACH	FINAL RANK
1997	32-23	18-12	5th	Steve Smith	NR
1998	41-20-1	18-10	2nd	Steve Smith	22nd
1999	50-15	20-7	2nd	Steve Smith	8th
2000	45-17	23-7	1st	Steve Smith	14th
2001	37-24	17-10	4th	Steve Smith	22nd
2002	36-26	13-13	t-5th	Steve Smith	NR
2003	45-23	15-12	5th	Steve Smith	11th
2004	29-31	13-12	6th	Steve Smith	NR
2005	46-24	19-8	t-1st	Steve Smith	4th
2006	37-26	13-14	5th	Steve Smith	NR
2007	35-27	12-15	6th	Steve Smith	NR
2008	32-26	11-16	t-6th	Steve Smith	NR
2009	30-26	10-16	8th	Steve Smith	NR
2010	36-24	12-13	6th	Steve Smith	NR
2011	31-28	13-14	5th	Steve Smith	NR
2012	49-17	20-4	1st	Steve Smith	10th
2013	27-28	12-11	5th	Steve Smith	NR
2014	26-31	8-15	7th	Steve Smith	NR
2015	23-32	9-15	8th	Steve Smith	NR
2016	24-29	10-14	6th	Steve Rodriguez	NR
2017	34-23	12-12	4th	Steve Rodriguez	NR
2018	37-21	13-11	5th	Steve Rodriguez	NR
2019	35-19	14-8	2nd	Steve Rodriguez	NR
2020*	10-6	0-0	N/A	Steve Rodriguez	NR
2021	31-20	11-13	5th	Steve Rodriguez	NR
2022	26-28	7-17	8th	Steve Rodriguez	NR
2023	20-35	6-18	9th	Mitch Thompson	NR
2024	22-31	10-20	11th	Mitch Thompson	NR
2025	33-22	13-17	10th	Mitch Thompson	NR

NOTE: Final rank based upon *Collegiate Baseball* rankings from 1959 through 1980 and based upon *Baseball America* rankings from 1981 to present.

\*COVID-19 Pandemic shortened season

## COACHING RECORDS

VICTORIES			
COACH	YEARS	OVERALL	PCT.
Steve Smith	1995-2015 (21)	744-523-1	.587
Mickey Sullivan	1974-94 (21)	649-428-4	.602
Steve Rodriguez	2016-2022 (7)	197-146	.574
Dutch Schroeder	1962-73 (12)	196-165	.543
Morley Jennings	1928-39 (12)	120-78-1	.603
Frank Bridges	1920-27 (8)	95-73	.565
A.E. Jones	1946-50, 53 (6)	89-52	.631
<b>Mitch Thompson</b>	<b>2023-present (3)</b>	<b>75-88</b>	<b>.460</b>
Lloyd Russell	1940-41, 58-61 (6)	72-58-1	.553
Ralph Glaze	1910-13 (4)	54-27	.667
Boyd SoRelle	1954-57 (4)	48-45	.516
C.P. Mosley	1914-19 (6)	47-60	.439
L.F. Burleson	1906-08 (3)	25-34	.423
R.N. Watts	1903-04 (2)	14-18	.438
Lee Carroll	1905 (1)	12-7	.631
Vic Bradford	1951 (1)	10-10	.500
Chuck Devereaux	1952 (1)	9-6	.600
E.J. Mills	1909 (1)	9-12	.421
Floyd Crow	1942 (1)	8-8	.500
J.C. Ewing	1902 (1)	5-9	.357

## WINNING PERCENTAGE

MINIMUM FIVE SEASONS			
COACH	YEARS	OVERALL	PCT.
A.E. Jones	1946-50, 53 (6)	89-52	.631
Morley Jennings	1928-39 (12)	120-78-1	.603
Mickey Sullivan	1974-94 (21)	649-428-4	.602
Steve Smith	1995-2015 (21)	744-523-1	.587
Steve Rodriguez	2016-2022 (7)	197-146	.574
Frank Bridges	1920-27 (8)	95-73	.565
Lloyd Russell	1940-41, 58-61 (6)	72-58-1	.553
Dutch Schroeder	1962-73 (12)	196-165	.543
C.P. Mosley	1914-19 (6)	47-60	.439

## CONFERENCE VICTORIES

COACH	YEARS	OVERALL	PCT.
Steve Smith	1995-2015 (21)	294-271	.520
Mickey Sullivan	1974-94 (21)	233-227	.506
Dutch Schroeder	1962-73 (12)	117-104	.529
Morley Jennings	1928-39 (12)	90-72-1	.552
Steve Rodriguez	2016-2022 (7)	67-74	.475
Frank Bridges	1920-27 (8)	65-53	.551
A.E. Jones	1946-50, 53 (6)	51-34	.600
Lloyd Russell	1940-41, 58-61 (6)	43-41-1	.512
<b>Mitch Thompson</b>	<b>2023-present (2)</b>	<b>29-55</b>	<b>.345</b>
Boyd SoRelle	1954-57 (4)	28-26-1	.509
C.P. Mosley	1914-19 (6)	16-24	.400
Chuck Devereaux	1952 (1)	9-6	.600
Floyd Crow	1942 (1)	7-8	.466
Vic Bradford	1951 (1)	6-9	.400

## CONFERENCE WINNING PERCENTAGE

MINIMUM FIVE SEASONS			
COACH	YEARS	OVERALL	PCT.
A.E. Jones	1946-50, 53 (6)	51-34	.600
Morley Jennings	1928-39 (12)	90-72-1	.552
Frank Bridges	1920-27 (8)	65-53	.551
Dutch Schroeder	1962-73 (12)	117-104	.529
Steve Smith	1995-2015 (21)	294-271	.520
Lloyd Russell	1940-41, 58-61 (6)	43-41-1	.512
Mickey Sullivan	1974-94 (21)	233-227	.506
Steve Rodriguez	2016-2022 (7)	67-74	.475







# BAYLOR VS. RANKED OPPONENTS

## 2022 7-15

Feb. 25	No. 23 Duke	W	4-2
Feb. 27	No. 23 Duke	W	12-3
Feb. 27	No. 23 Duke	L	2-4
Mar. 4	vs. No. 23 UCLA	W	2-1
Mar. 5	vs. No. 6 Tennessee	L	5-10
Mar. 6	vs. No. 7 LSU	W	9-6
Mar. 18	No. 21 TCU	L	0-3
Mar. 19	No. 21 TCU [11]	L	9-11
Mar. 20	No. 21 TCU	W	7-3
Apr. 5	at No. 21 Dallas Baptist	L	6-11
Apr. 12	at No. 19 Texas State	L	4-11
Apr. 22	at No. 10 Texas	L	1-20
Apr. 23	at No. 10 Texas	L	4-13
Apr. 24	at No. 10 Texas	L	4-13
Apr. 29	No. 9 Texas Tech	L	1-7
Apr. 30	No. 9 Texas Tech	L	1-11
May 1	No. 9 Texas Tech	W	11-7
May 19	No. 8 Oklahoma State	W	13-11
May 20	No. 8 Oklahoma State	L	5-11
May 21	No. 8 Oklahoma State	L	5-9
May 25	vs. No. 18 TCU	L	2-4
May 26	vs. No. 9 Oklahoma State [7]	L	1-11

## 2023 2-11

Mar. 24	at No. 15 Oklahoma State [11 inn.]	L	9-11
Mar. 25	at No. 15 Oklahoma State	L	8-15
Mar. 26	at No. 15 Oklahoma State [7 inn.]	L	2-13
Apr. 11	at No. 21 Dallas Baptist	L	5-6
Apr. 14	No. 12 Texas	L	9-11
Apr. 15	No. 12 Texas	W	10-9
Apr. 16	No. 12 Texas	L	6-7
Apr. 21	at No. 16 Texas Tech	L	1-10
Apr. 22	at No. 16 Texas Tech DH-1	L	9-14
Apr. 22	at No. 16 Texas Tech DH-2	W	6-4
Apr. 28	No. 17 West Virginia	L	4-5
Apr. 29	No. 17 West Virginia	L	0-10
Apr. 30	No. 17 West Virginia	L	4-18

## 2024 2-12

Feb. 18	vs. No. 5 Tennessee	L	5-11
Feb. 23	No. 22 Indiana	L	4-8
Feb. 24	No. 22 Indiana	L	1-6
Feb. 25	No. 22 Indiana [8 inn.]	L	5-15
Mar. 5	No. 17 Dallas Baptist	L	5-8
Mar. 15	No. 23 Texas Tech	L	0-2
Mar. 16	No. 23 Texas Tech	W	5-1
Mar. 17	No. 23 Texas Tech	W	7-2
Apr. 26	at No. 21 West Virginia	L	5-18
Apr. 27	at No. 21 West Virginia	L	2-5
Apr. 28	at No. 21 West Virginia	L	4-13
May 10	at No. 17 Oklahoma	L	7-19
May 11	at No. 17 Oklahoma DH-1	L	1-9
May 11	at No. 17 Oklahoma DH-2 [7 inn.]	L	7-19

## 2025 3-5

Feb. 28	vs. No. 8 Oregon State	L	3-4
Mar. 2	vs. No. 25 Auburn	L	4-7
Mar. 28	at No. 12 Arizona	W	8-5
Mar. 29	at No. 12 Arizona	W	6-3
Mar. 30	at No. 12 Arizona	L	6-11
Apr. 25	at No. 23 TCU	L	2-7
Apr. 26	at No. 23 TCU	L	4-8
Apr. 27	at No. 23 TCU	W	6-3

## ALL-TIME RECORD 236-374-1

vs. No. 1	9-19
vs. Top 5	46-86
vs. Top 10	104-175
1981-1990	28-68
1991-2000	54-71-1
2001-2010	83-113
2011-present	71-122
Non-Conference Games	88-140-1
Conference Games	145-227
Southwest Conference	48-81
Big 12 Conference	98-151
February	30-43-1
March	72-91
April	79-145
May	45-76
June	11-17
Home	131-134-1
Away	70-188
Neutral	35-52
Regular Season	204-320-1
Postseason	32-54
Conference Tournaments	18-30
Southwest Conference	5-8
Big 12 Conference	13-23
NCAA Tournament	14-23
Regionals	8-16
Super Regionals	4-5
College World Series	2-2
Extra-Innings	11-20



# NCAA POSTSEASON HISTORY

## 1948

### WESTERN REGIONAL

#### MERCHANTS PARK • DENVER, COLO.

June 16	Southern California	L	0-8
June 17	Colorado State	W	13-4
June 18	Oklahoma State	W	9-8
June 19	Southern California	L	3-16

## 1977

### SOUTH CENTRAL REGIONAL

#### ARLINGTON STADIUM • ARLINGTON, TEXAS

May 26	New Orleans	W	10-1
May 27	Miami [Ohio]	L	3-7
May 28	New Orleans	W	7-1
May 28	Miami [Ohio]	W	12-7
May 29	Miami [Ohio]	W	2-0

### COLLEGE WORLD SERIES

#### ROSENBLATT STADIUM • OMAHA, NEB.

June 11	South Carolina [10]	L	2-3
June 12	Minnesota [11]	L	3-4

## 1978

### SOUTH CENTRAL REGIONAL

#### ARLINGTON STADIUM • ARLINGTON, TEXAS

May 19	Mississippi State	W	3-0
May 21	UT-Pan American [10]	W	3-2
May 22	Mississippi State	W	6-3

### COLLEGE WORLD SERIES

#### ROSENBLATT STADIUM • OMAHA, NEB.

June 2	Michigan	L	0-4
June 3	Miami, Fla.	L	1-12

## 1991

### MIDWEST REGIONAL

#### ECK STADIUM-TYLER FIELD • WICHITA, KAN.

May 24	California	L	3-8
May 25	Wichita State	L	7-13

## 1993

### SOUTH REGIONAL

#### ALEX BOX STADIUM • BATON ROUGE, LA.

May 27	Kent	W	4-1
May 28	South Alabama	L	3-9
May 29	LSU	L	6-13

## 1998

### SOUTH I REGIONAL

#### MCKETHAN FIELD • GAINESVILLE, FLA.

May 21	Richmond	L	10-12
May 22	Florida	W	10-5
May 23	Illinois [13]	L	7-8

## 1999

### WACO REGIONAL

#### BAYLOR BALLPARK • WACO, TEXAS

May 28	Eastern Illinois	W	7-3
May 29	Minnesota	W	6-4
May 30	Minnesota	W	22-6

### WACO SUPER REGIONAL

#### BAYLOR BALLPARK • WACO, TEXAS

June 4	Oklahoma State	L	11-18
June 5	Oklahoma State	W	17-7
June 6	Oklahoma State	L	2-6

## 2000

### WACO REGIONAL

#### BAYLOR BALLPARK • WACO, TEXAS

May 26	Texas State	L	0-6
May 27	Florida	L	1-10

## 2001

### HOUSTON REGIONAL

#### RECKLING PARK • HOUSTON, TEXAS

May 25	Houston	W	7-1
May 26	Rice	W	11-10
May 27	Rice	L	4-7
May 28	Rice	L	4-5

## 2002

### AUSTIN REGIONAL

#### DISCH-FALK FIELD • AUSTIN, TEXAS

May 31	Lamar	W	4-2
June 1	Texas	L	8-10
June 1	Lamar	W	10-9
June 2	Texas	L	0-2

## 2003

### HATTIESBURG REGIONAL

#### PETE TAYLOR PARK • HATTIESBURG, MISS.

May 30	Murray State	W	7-6
May 31	Southern	W	10-3
June 1	Southern Mississippi	W	3-2

### Baton Rouge super regional

#### Alex Box Stadium • Baton Rouge, La.

June 6	LSU	W	4-1
June 7	LSU	L	5-6
June 8	LSU	L	5-20

## 2005

### WACO REGIONAL

#### BAYLOR BALLPARK • WACO, TEXAS

June 4	UTSA	W	8-3
June 5	TCU	W	8-3
June 6	Stanford [12]	W	4-3

### WACO SUPER REGIONAL

#### BAYLOR BALLPARK • WACO, TEXAS

June 11	Clemson	L	2-4
June 12	Clemson	W	7-1
June 13	Clemson	W	6-1

### COLLEGE WORLD SERIES

#### ROSENBLATT STADIUM • OMAHA, NEB.

June 18	Texas	L	1-5
June 20	Oregon State [10]	W	4-3
June 21	Tulane	W	8-7
June 22	Texas	L	3-4

## 2006

### HOUSTON REGIONAL

#### RECKLING PARK • HOUSTON, TEXAS

June 3	Arizona State	W	3-2
June 4	Rice	L	2-7
June 4	Arizona State	W	7-2
June 5	Rice	L	4-7

## 2007

### HOUSTON REGIONAL

#### RECKLING PARK • HOUSTON, TEXAS

June 1	TCU	L	2-3
June 2	Prairie View A&M	W	9-2
June 3	TCU	L	5-10

## 2009

### BATON ROUGE REGIONAL

#### ALEX BOX STADIUM • BATON ROUGE, LA.

May 29	Minnesota	W	5-0
May 30	LSU [10]	L	2-3
May 31	Minnesota	L	12-15

## 2010

### FORT WORTH REGIONAL

#### LUPTON STADIUM • FORT WORTH, TEXAS

June 4	Arizona	L	9-10
June 5	Lamar	W	6-4
June 6	Arizona	W	4-2
June 6	TCU	L	0-9

## 2011

### HOUSTON REGIONAL

#### RECKLING PARK • HOUSTON, TEXAS

June 3	California	W	6-4
June 4	Rice	W	3-2
June 5	California	L	0-8
June 6	California	L	8-9

## 2012

### WACO REGIONAL

#### BAYLOR BALLPARK • WACO, TEXAS

June 1	Oral Roberts	L	2-4
June 2	UT Arlington	W	11-6
June 3	Oral Roberts	W	5-2
June 3	Dallas Baptist	W	9-2
June 4	Dallas Baptist	W	8-2

### WACO SUPER REGIONAL

#### BAYLOR BALLPARK • WACO, TEXAS

June 9	Arkansas	W	8-1
June 10	Arkansas	L	4-5
June 11	Arkansas [10]	L	0-1

## 2017

### HOUSTON REGIONAL

#### SCHROEDER PARK • HOUSTON, TEXAS

June 2	Texas A&M	L	5-8
June 3	Houston	L	3-17

## 2018

### STANFORD REGIONAL

#### SUNKEN DIAMOND • STANFORD, CALIF.

June 1	Cal State Fullerton	L	2-6
June 2	Wright State	W	11-5
June 3	Stanford	L	2-4

## 2019

### LOS ANGELES REGIONAL

#### JACKIE ROBINSON STADIUM • LOS ANGELES, CALIF.

May 31	Loyola Marymount	L	1-3
June 1	Omaha	W	24-6
June 2	UCLA	L	6-11

## ALL-TIME RECORD

<b>45-45</b>	
Regionals	38-32
Home	10-3
Away	4-13
Neutral	24-16
Super Regional	5-7
Home	4-5
Away	1-2
College World Series	2-6



## COLLEGE WORLD SERIES APPEARANCES

1977

## PLAYERS

OF	Robert Beane	Sr.	Kilgore, Texas
P	Andy Beene	So.	Dallas, Texas
P	Sammy Bickham	Fr.	Plano, Texas
P	Don Brazell	Sr.	Phoenix, Ariz.
P	Jamie Cocanower	So.	Balboa, Panama
P/OF	Burl Coker	Jr.	Waco, Texas
IF	Fritz Connally	Fr.	Pasadena, Texas
IF	Bill Crosby	Jr.	Memphis, Tenn.
C	Mike Czimskey	Sr.	Taylor, Texas
IF	Keith Houk	So.	Waco, Texas
OF	Mike Johanson	So.	Clear Lake, Texas
IF	Kenny Kolkhorst	Jr.	Houston, Texas
IF	Steve Macko	Sr.	Dallas, Texas
IF/P	Shane Nolen	So.	Pasadena, Texas
IF	Manuel Ordonez	Jr.	Waco, Texas
IF	Luke Prestridge	So.	Houston, Texas
P	John Perlman	So.	Carthage, Texas
OF	Greg Pennington	So.	Houston, Texas
P	Mike Roberts	So.	Dallas, Texas
P	John Schott	Sr.	San Antonio, Texas
IF	Duncan Shanklin	Sr.	Houston, Texas
P	Harry Shipley	Sr.	Waco, Texas
IF	David Starnes	So.	Richardson, Texas
IF	Mike Wells	Jr.	Houston, Texas
OF	Leonard Woods	Sr.	Riesel, Texas
C	Buddy Woolley	Sr.	Longview, Texas

## COACHES

Mickey Sullivan - Head Coach  
Dick Couey - Assistant Coach

## RESULTS

at UT Arlington	W 2-1	UT-PAN AMERICAN	W 12-2
at UT Arlington	W 2-1	UT-PAN AMERICAN	W 11-1
UT ARLINGTON	W 7-3	TEXAS TECH *	W 4-0
UT ARLINGTON	W 4-0	TEXAS TECH *	W 6-1
TCU *	W 20-3	TEXAS TECH *	W 15-3
TCU *	L 1-2	at SMU *	W 14-0
TCU *	L 2-3	at SMU *	W 15-0
at Sam Houston State	W 4-0	at SMU *	W 12-7
at Sam Houston State	L 7-10	TEXAS *	L 4-10
at St. Mary's	L 4-6	TEXAS *	W 4-2
at St. Mary's	W 4-3	TEXAS *	W 3-2
ST. MARY'S	W 15-8	at Texas \$	W 3-2
ST. MARY'S	W 11-5	vs. Texas A&M \$	W 2-1
at Rice *	L 7-9	at Texas \$	W 7-0
at Rice *	W 18-1	vs. New Orleans %	W 10-1
at Rice *	W 12-3	vs. Miami [Ohio] %	L 3-7
at Hardin Simmons	W 5-2	vs. New Orleans %	W 7-1
at Hardin Simmons	W 7-4	vs. Miami [Ohio] %	W 12-7
CENT. MICHIGAN	W 7-3	vs. Miami [Ohio] %	W 2-0
CENT. MICHIGAN	W 16-3	vs. South Carolina &	L 2-3
NEBRASKA	W 2-0	vs. Minnesota &	L 3-4
NEBRASKA	L 0-1		
NEBRASKA	W 12-3	* - Southwest Conference games	
NEBRASKA	W 6-4	\$ - SWC Tournament, Austin, Texas	
at Texas A&M *	L 8-9	% - NCAA South Central Regional,	
at Texas A&M *	L 1-2	Arlington, Texas	
at Texas A&M *	W 8-0	& - College World Series, Omaha, Neb.	
HOUSTON *	W 15-8		
HOUSTON *	L 0-5		
HOUSTON *	W 8-1		
SAM HOUSTON ST.	W 4-1		
SAM HOUSTON ST.	W 13-7		
at Arkansas *	W 5-3		
at Arkansas *	L 2-5		
at Arkansas *	L 1-6		
UT-PAN AMERICAN	W 8-6		
UT-PAN AMERICAN	W 10-8		

Led by senior All-America shortstop Steve Macko, the Bears came back through the losers bracket to take the 1977 South Central Regional title and advance to the College World Series for the first time.

After pounding New Orleans 10-1 in the regional's first game, Baylor lost to Miami (Ohio) 7-3. Facing elimination, the Bears beat New Orleans again (7-1) and Miami (Ohio) twice (12-7, 2-0) to advance to the CWS. John Schott and Jaime Cocanower combined to shutout the RedHawks in the title game.

Baylor entered the 1977 NCAA College World Series with a 43-15 record before losing two one-run, extra-inning games. The Bears fell 3-2 in 10 innings against South Carolina and 4-3 in 11 innings against Minnesota. Arizona State went on to win the national title, 2-1, over South Carolina in the championship game.

For the season, Macko led the Bears at the plate with a .417 average. Sammy Bickham (10-4) and Burl Coker (10-4) were Baylor's top pitchers, combining for 20 of the Bears' 43 wins.

## LINEUP

SS	Steve Macko (.417, 8 HR, 49 RBI, 22 2B, 7 3B, 68 R)
C	Mike Czimskey (.276, 9 HR, 37 RBI, 10 2B, 37 R)
3B	Fritz Connally (.306, 7 HR, 47 RBI, 15 2B, 40 R)
1B	Luke Prestridge (.304, 4 HR, 24 RBI, 12 2B, 35 R)
DH/1B	Ken Kolkhorst (.363, 6 HR, 51 RBI, 21 2B, 41 R)
CF/P	Shane Nolen (.252, 4 HR, 29 RBI, 32 R)
RF/P	Burl Coker (.320, 5 HR, 27 RBI; 10-4, 2.27)
LF	Leonard Woods (.295, 13 HR, 44 RBI, 7 2B, 53 R)
2B	Duncan Shanklin (.289, 1 HR, 19 RBI)
P	Sammy Bickham (10-4, 3.18, 6 CG)
P	Jaime Cocanower (8-3, 1 Sv, 2.49)
P	Don Brazell (1-1, 2 Sv, 3.07)



# COLLEGE WORLD SERIES APPEARANCES

## 1978

### PLAYERS

P	Andy Beene	Jr.	Dallas, Texas
P	Jamie Cocanower	Jr.	Balboa, Panama
P/OF	Burl Coker	Sr.	Waco, Texas
IF	Fritz Connally	So.	Pasadena, Texas
IF	Bill Crosby	Sr.	Memphis, Tenn.
OF	Mike Johanson	Jr.	Clear Lake, Texas
IF	Kenny Kolkhorst	Sr.	Houston, Texas
IF/P	Shane Nolen	Jr.	Pasadena, Texas
IF	Manuel Ordonez	Sr.	Waco, Texas
IF	Luke Prestridge	Jr.	Houston, Texas
P	John Pearlman	Jr.	Carthage, Texas
P	Mike Roberts	Jr.	Dallas, Texas
IF	Mike Wells	Sr.	Houston, Texas
IF	Brent Lummus	Fr.	Waco, Texas
OF	Greg Pennington	So.	Houston, Texas
OF	Brian Allen	Fr.	Brownwood, Texas
C	Jeff Mallett	Fr.	Beaumont, Texas
C	James Baker	Fr.	Artesia, N.M.
P	Don Oliver	Fr.	Victoria, Texas
P	Paul Farmer	Fr.	Lamar, Texas
IF	Scott Lewis	So.	Alpine, Texas
OF	Mark Malthaner	Jr.	Norman, Okla.
IF	David Starnes	So.	Richardson, Texas
P	Wes Hooks	Fr.	Birmingham, Mich.
IF	Tom Milam	Fr.	Jackson, Miss.
C	Don Buckalew	Fr.	Conroe, Texas
IF	Steve Runnels	Fr.	Pasadena, Texas

### COACHES

Mickey Sullivan - Head Coach  
Dick Couey - Assistant Coach

### RESULTS

at Arizona State	L 1-3	at Oral Roberts	L 5-8
at Arizona State	L 1-5	at Oral Roberts	L 1-3
at Grand Canyon	L 3-5	at Oral Roberts	W 7-6
ST. MARY'S	W 2-1	at TCU *	W 14-8
ST. MARY'S	W 2-0	at TCU *	W 13-1
SAM HOUSTON ST.	W 15-6	at TCU *	W 7-6
SAM HOUSTON ST.	W 12-3	vs. Arkansas \$	W 1-0
SMU *	W 9-5	vs. Houston \$	W 8-4
SMU *	W 5-4	vs. Houston \$	W 11-3
SMU *	W 27-18	vs. Mississippi State %	W 3-0
at Texas Tech *	W 12-3	vs. UT-Pan American %	W 3-2
at Texas Tech *	L 0-4	vs. Mississippi State %	W 6-3
at Texas Tech *	L 1-5	vs. Michigan &	L 0-4
CENT. MICHIGAN	W 4-3	vs. Miami, Fla. &	L 1-12
ARKANSAS *	W 12-11		
ARKANSAS *	L 6-7	* - Southwest Conference games	
ARKANSAS *	W 9-8	\$ - SWC Tournament, Austin, Texas	
NORTH TEXAS	W 19-11	% - NCAA South Central Regional,	
NORTH TEXAS	W 11-1	Arlington, Texas	
at Houston *	L 5-6	& - College World Series, Omaha, Neb.	
at Houston *	W 4-1		
at Houston *	W 14-11		
at St. Mary's	L 0-4		
at St. Mary's	W 2-1		
HARDIN SIMMONS	L 3-10		
HARDIN SIMMONS	W 10-4		
TEXAS A&M *	L 3-5		
TEXAS A&M *	L 4-8		
TEXAS A&M *	L 9-11		
at Sam Houston State	W 2-1		
at Sam Houston State	L 6-7		
at Texas *	L 0-3		
at Texas *	W 4-0		
at Texas *	L 4-10		
RICE *	W 9-5		
RICE *	W 8-1		
RICE *	W 10-8		

For the second straight season, Baylor claimed the South Central Regional title and advanced to the College World Series. Unfortunately, the Bears also repeated their 1977 performance with a quick exit.

Despite the loss of three all-conference performers from the previous year, the 1978 Bears swept through the Southwest Conference Tournament to land a spot in the regional, then swept through the regional to earn a second straight CWS appearance.

Playing without injured ace Burl Coker, Baylor found enough pitching to beat Mississippi State (3-0), UT-Pan Am (3-2 in 10 innings) and MSU again (6-3) in the regional.

Fritz Connally earned regional MVP honors, thanks to a 7-for-14 performance with four RBI. Seven other Bears joined Connally on the all-tournament team.

In the CWS, Baylor lost its first game to Michigan, 4-0, then saw the season end with a 12-1 loss to Miami, Fla.

Baylor finished with a 32-19 record as champions of the Southwest Conference Tournament. The Bears were led by junior first baseman Luke Prestridge, who topped the team in batting average at .332, and junior third baseman Fritz Connally, who hit .316 with 11 home runs.

### LINEUP

CF/P	Burl Coker (.325, 7 HR, 52 R; 9-2, 1.64, 2 saves)
LF	Mike Johanson (.298, 6 HR, 48 RBI, 13 2B, 37 R)
P/DH	Shane Nolen (.309, 9 HR, 37 RBI, 44 R; 4-6, 4.46)
3B	Fritz Connally (.316, 11 HR, 44 RBI, 10 2B, 42 R)
C	Ken Kolkhorst (.300, 4 HR, 35 RBI, 15 2B, 43 R)
2B	Manuel Ordonez (.291, 2 HR, 34 RBI, 5 2B, 4 3B, 28 R)
RF	Mike Wells (.258, 3 HR, 26 RBI, 24 R)
1B	Luke Prestridge (.332, 4 HR, 33 RBI, 12 2B)
SS	Bill Crosby (.254, 1 HR, 9 RBI, 7 2B, 22 R)
P	Jaime Cocanower (4-5, 5.87)
P	Jon Perlman (5-3, 3.20)
P	Mike Roberts (6-1, 2 Sv, 2.36)



# COLLEGE WORLD SERIES APPEARANCES

## 2005

### PLAYERS

IF	Wes Benefield	Fr.	Franklin, Tenn.
IF	Draw Bias	Fr.	Pflugerville, Texas
OF	Reid Brees	Sr.	Austin, Texas
RHP	Tyler Bullock	Jr.	Fort Worth, Texas
RHP	Nick Cassavechia	Fr.	Dallas, Texas
C	Zach Dillon	Jr.	Urbandale, Iowa
C	Josh Ford	Sr.	Baytown, Texas
OF	Seth Fortenberry	Jr.	Waco, Texas
RHP	Kerr Foster	Fr.	Athens, Texas
OF	Chase Gerdes	So.	Uvalde, Texas
2B	Michael Griffin	Sr.	Dallas, Texas
RHP	Ryan LaMotta	Jr.	Sugar Land, Texas
RHP	Randall Linebaugh	Fr.	Mesquite, Texas
RHP/1B	Jeff Mandel	So.	Houston, Texas
LHP	Xerxes Martin	Fr.	Dallas, Texas
RHP	Mark McCormick	Jr.	Houston, Texas
OF	Paul Miles	Fr.	Houston, Texas
OF	Mike Pankratz	Jr.	Houston, Texas
RHP	Andy Pape	Jr.	San Antonio, Texas
1B	Kyle Reynolds	Jr.	Houston, Texas
2B	Jake Rippee	So.	Kerrville, Texas
3B	Kevin Russo	Jr.	Boulder, Colo.
OF	Kevin Sevigny	Jr.	Springvale, Maine
LHP	Trey Taylor	Sr.	Mansfield, Texas
1B	Jason Thompson	So.	Eules, Texas
LHP	Cory VanAllen	So.	Sugar Land, Texas
RHP	Sean Walker	Sr.	La Mesa, Calif.
SS	Paul Witt	Sr.	Pine Bluff, Ark.
RHP	Abe Woody	Jr.	Round Rock, Texas

### COACHES

Steve Smith - Head Coach  
 Mitch Thompson - Assistant Coach  
 Steve Johnigan - Assistant Coach  
 Chris Berry - Assistant Coach  
 Cody Hall - Student Assistant

### RESULTS

vs. Houston !	W 8-6	PRAIRIE VIEW A&M	W 4-3
vs. Tennessee !	W 3-2	at Nebraska *	L 4-8
vs. Rice !	W 6-1	at Nebraska *	W 4-1
UT ARLINGTON	L 6-9	at Nebraska *	L 3-4
ORAL ROBERTS	L 3-9	UT ARLINGTON	W 8-5
ORAL ROBERTS	W 2-1	TEXAS TECH *	W 6-1
ORAL ROBERTS	W 4-0	TEXAS TECH *	L 2-3
at Arizona State	L 3-5	TEXAS TECH *	W 8-5
at Arizona State	L 4-12	UTSA	W 6-5
at Arizona State (10)	W 8-7	at Rice	L 0-7
at UT-San Antonio	W 4-2	TEXAS A&M *	W 10-9
LONG BEACH STATE	L 2-4	at Texas A&M *	W 3-1
LONG BEACH STATE	L 6-7	at Texas A&M *	W 6-4
LONG BEACH STATE	W 7-1	TEXAS STATE	W 7-4
NORTHWESTERN ST.	L 4-5	MISSOURI	W 7-5
at Vanderbilt (13)	W 9-4	MISSOURI *	L 3-7
at Vanderbilt	W 16-5	MISSOURI *	L 4-10
at Vanderbilt	W 4-1	vs. Kansas (10) \$	W 2-1
TCU (10)	W 4-3	vs. Oklahoma State \$	W 8-3
at Texas *	W 3-2	vs. Texas \$	W 9-8
TEXAS *	W 9-1	vs. Nebraska \$	L 0-1
TEXAS *	W 4-3	UTSA %	W 8-3
at Texas State	L 0-12	TCU %	W 8-3
at Oklahoma State *	L 1-7	STANFORD (12) %	W 4-3
at Oklahoma State *	W 6-3	CLEMSON †	L 2-4
at Oklahoma State *	L 2-3	CLEMSON †	W 7-1
TEXAS SOUTHERN	W 10-3	CLEMSON †	W 6-1
OKLAHOMA *	W 5-3	vs. Texas &	L 1-5
OKLAHOMA *	L 2-5	vs. Oregon State (10) &	W 4-3
OKLAHOMA *	W 6-2	vs. Tulane &	W 8-7
HOUSTON	L 3-9	vs. Texas &	L 3-4
KANSAS STATE *	W 8-3		
KANSAS STATE *	W 11-3		
KANSAS STATE *	W 8-4		
at UT Arlington	L 0-2		
at Kansas *	W 8-4		
at Kansas *	W 13-2		
at Kansas *	W 3-2		
at TCU (11)	L 1-2		

\* - Big 12 Conference games

! - Minute Maid Park Classic, Houston, Texas

\$ - Big 12 Tournament, Oklahoma City, Okla.

% - NCAA Waco Regional, Waco, Texas

† - NCAA Waco Super Regional, Waco, Texas

& - College World Series, Omaha, Neb.

One year removed from the program's first losing season in nearly a decade, Baylor made its first College World Series appearance in 28 years in 2005. Baylor joined the 1993 Kansas Jayhawks as the only teams ever to reach the CWS one year after a losing season.

Eight returning starters, 10 returning pitchers with six fourth-year seniors: that was the nucleus for the first Baylor squad ever to sweep both Texas and Texas A&M in the same season. The Bears, who never lost more than two consecutive games, finished the Big 12 season 19-8 and shared the conference title with Nebraska. The two teams met again in the Big 12 Tournament title game with the Huskers edging the Bears, 1-0, on a sixth-inning sacrifice fly.

Baylor was awarded the nation's fourth overall seed, setting up regional and super regional stops at Baylor Ballpark. The Bears defeated UT-San Antonio, TCU and Stanford to win the regional and then bounced back from a game-one loss to defeat Clemson two games to one in the super regional.

In the CWS, Baylor lost its first game to Texas, 5-1. Two days later, the Bears recorded the program's first-ever CWS win, topping Oregon State, 4-3, in 10 innings. The next day, the Bears rallied from a 7-0 deficit through six innings for an 8-7 win, eliminating the top-ranked and top-seeded Tulane in arguably the best game in Baylor history. It was the second-largest comeback in CWS history. However, eventual national champion Texas ended the Bears' season the following night on Chance Wheelless' leadoff walk-off home run in the bottom of the ninth inning for a 4-3 UT win.

Baylor finished the season 46-24 and ranked fourth nationally, the program's highest final ranking ever.

### LINEUP

2B Michael Griffin  
(.293, 7 HR, 34 RBI, 51 R, 16 2B, 8 SB)

1B Kyle Reynolds  
(.258, 8 HR, 34 RBI, 40 R, 14 2B, 11 SB)

C/DH Josh Ford  
(.328, 9 HR, 41 RBI, 47 R, 19 2B, .521 SLG, 7 SB)

DH/C Zach Dillon  
(.304, 2 HR, 43 RBI, 29 R, 20 2B)

LF Reid Brees  
(.278, 2 HR, 26 RBI, 23 R, 14 2B)

3B Kevin Russo  
(.286, 3 HR, 36 RBI, 41 R, 8 2B, 8 SB)

RF Mike Pankratz  
(.198, 3 HR, 16 RBI, 16 R)

CF Kevin Sevigny  
(.230, 3 HR, 23 RBI, 24 R, 9 2B, 4 3B, 7 SB)

CF Chase Gerdes  
(.257, 1 HR, 23 RBI, 23 R, 5 2B, 5 3B, 11 SB)

SS Paul Witt  
(.251, 1 HR, 29 RBI, 37 R, 11 2B, 7 SB)

SP Trey Taylor  
(7-6, 3.62 ERA, 104.1 IP, 89 K)

SP Mark McCormick  
(8-4, 2.96 ERA, 112.2 IP, 115 K)

SP Cory VanAllen  
(8-4, 4.02 ERA, 107.1 IP, 68 K)

RP Jeff Mandel  
(4-0, 1.91 ERA, 66.0 IP, 27 K)

RP Ryan LaMotta  
(5-2, 7 Sv, 2.15 ERA, 79.2 IP, 82 K)

RP Abe Woody  
(10-3, 11 Sv, 2.58 ERA, 66.1 IP, 41 K)



## NCAA REGIONAL APPEARANCES

**1948**

### WESTERN REGIONAL

MERCHANTS PARK • DENVER, COLO.

June 16	USC 8, Baylor 0
June 17	Baylor 13, Colorado State 4
June 18	Baylor 9, Oklahoma State 8
June 19	USC 16, Baylor 3

Baylor made its first-ever regional appearance in 1948. The Bears finished third in the Southwest Conference that season, but were selected for the NCAA Western Regional after SWC champ Texas and runner-up Texas A&M each declined the invitation.

**1977**

### SOUTH CENTRAL REGIONAL

ARLINGTON STADIUM • ARLINGTON, TEXAS

May 26	Baylor 10, New Orleans 1
May 27	Miami (Ohio) 7, Baylor 3
May 28	Baylor 7, New Orleans 1
May 28	Baylor 12, Miami (Ohio) 7
May 29	Baylor 2, Miami (Ohio) 0

Led by All-America shortstop Steve Macko, the Bears came back through the losers bracket to take the 1977 South Central Regional title and advance to the College World Series for the first time.

After pounding New Orleans 10-1 in the first game, Baylor lost to Miami (Ohio) 7-3. Facing elimination, the Bears beat New Orleans again (7-1) and Miami (Ohio) twice (12-7, 2-0) to advance to the CWS. John Schott and Jaime Cocanower combined to shutout the RedHawks in the title game.

**1978**

### SOUTH CENTRAL REGIONAL

ARLINGTON STADIUM • ARLINGTON, TEXAS

May 19	Baylor 3, Mississippi State 0
May 21	Baylor 3, Texas-Pan American 2 [10]
May 22	Baylor 6, Mississippi State 3

Despite the loss of three all-conference performers from the previous year, the 1978 Bears swept through the Southwest Conference Tournament to land a spot in the regional, then swept through the regional to earn a second straight CWS appearance.

Playing without injured staff ace Burl Coker, the Bears still found enough pitching to beat Mississippi State (3-0), UT-Pan Am (3-2 in 10 innings) and Mississippi State again (6-3).

Fritz Connally earned tournament MVP honors, thanks to a 7-for-14 performance with four RBI. Seven other Bears joined Connally on the all-tournament team.

**1991**

### MIDWEST REGIONAL

ECK STADIUM-TYLER FIELD • WICHITA, KAN.

May 24	California 8, Baylor 3
May 25	Wichita State 13, Baylor 7

In 1991, an untimely series of injuries prevented the Bears from taking better advantage of their first NCAA postseason action in 13 years.

Three Baylor pitchers, including first-round draft pick Scott Ruffcorn, entered the regional nursing sore arms. Unable to depend on those pitchers, the Bears' postseason stay was shortened to an 8-3 loss against California and a 13-7 setback to host school and top-ranked Wichita State.

**1993**

### SOUTH REGIONAL

ALEX BOX STADIUM • BATON ROUGE, LA.

May 27	Baylor 4, Kent 1
May 28	South Alabama 9, Baylor 3
May 29	LSU 13, Baylor 6

Baylor returned to postseason play in 1993 by upsetting host Texas twice to claim the Southwest Conference Tournament championship.

The Bears won their 10th straight game in round one of the regional, beating Kent 4-1. The streak came to an end the following day, however, when South Alabama beat Baylor 9-3. Eventual national champion LSU finished off the Bears' season one day later with a 13-6 victory.

**1998**

### SOUTH I REGIONAL

MCKETHAN FIELD • GAINESVILLE, FLA.

May 21	Richmond 12, Baylor 10
May 22	Baylor 10, Florida 5
May 23	Illinois 8, Baylor 7 [13]

In 1998, head coach Steve Smith led his Bears to an NCAA tournament berth in just his fourth season. With a rotation bolstered by future first-round draft picks Kip Wells and Jason Jennings and a slugging line-up led by All-American Charley Carter, the Bears finished second in the Big 12 Conference and were sent to Florida for NCAA regional action.

Baylor blew a 9-0 lead against underdog Richmond in the first game and eventually lost 12-10. The Bears rebounded to beat the host Gators, 10-5, but saw their season end when Illinois scored an unearned run in the bottom of the 13th inning to beat Baylor 8-7.

**1999**

### WACO REGIONAL

BAYLOR BALLPARK • WACO, TEXAS

May 28	Baylor 7, Eastern Illinois 3
May 29	Baylor 6, Minnesota 4
May 30	Baylor 22, Minnesota 4

### WACO SUPER REGIONAL

BAYLOR BALLPARK • WACO, TEXAS

June 4	Oklahoma State 18, Baylor 11
June 5	Baylor 17, Oklahoma State 7
June 6	Oklahoma State 6, Baylor 2

Hosting an NCAA Regional for the first time, the Bears took advantage of playing at home (albeit in an unfinished Baylor Ballpark) to advance to the Super Regional in the first year of the extra round.

In each of the first two games, Baylor rallied from behind to win (7-3 vs. Eastern Illinois, 6-4 vs. Minnesota). The Golden Gophers battled back to face Baylor again in the championship game, but with no pitching left, Baylor blasted Minnesota 22-6.

The Bears also hosted their Super Regional against Big 12 foe Oklahoma State. The Cowboys rocked Baylor ace Jason Jennings in game one and won going away, 18-11. Baylor turned the tables in game two, pounding OSU 17-7. In the decisive game three, the Bears held a 2-0 lead through seven innings before OSU rallied to win 6-2 and advance to the CWS.

**2000**

### WACO REGIONAL

BAYLOR BALLPARK • WACO, TEXAS

May 26	Texas State 6, Baylor 0
May 27	Florida 10, Baylor 1

After claiming their first outright conference title in 77 years, the Bears hosted a regional for the second straight season.

Baylor entered the Waco Regional as the favorite, ranked fifth in the nation. No. 4 seed Texas State surprised the Bears, however, as Bobcat ace Blake Williams (a 2000 first-round draft pick) shut out Baylor for a 6-0 win. In game two, Florida got revenge for the Bears' win in 1998 with a 10-1 victory, knocking the home team out of its own regional. The Bears' season ended as the Gators scored in six of the first seven innings to rout Baylor.

## NCAA REGIONAL APPEARANCES

### 2001

#### HOUSTON REGIONAL

##### RECKLING PARK • HOUSTON, TEXAS

May 25	Baylor 7, Houston 1
May 26	Baylor 11, Rice 10
May 27	Rice 7, Baylor 4
May 28	Rice 5, Baylor 4

The Bears opened play with a 7-1 win over Houston, but fell behind early to host Rice. Baylor trailed the Owls 9-0 after seven innings, but the Bears scored five runs in the eighth and six runs in the ninth for perhaps the most exciting win in Baylor baseball history.

Rice won its elimination game against UT-Arlington, creating a rematch against Baylor with the Bears just needing to beat the Owls once more to advance to the Super Regional. In the first championship game, Rice beat Baylor 7-4, but the Bears looked to be on their way with a 4-2 lead headed to the bottom of the ninth in the final game. The Owls, however, scored three runs in the bottom of the ninth off the Baylor bullpen to steal a 5-4 win and send the Bears home early once more.

### 2002

#### AUSTIN REGIONAL

##### DISCH-FALK FIELD • AUSTIN, TEXAS

May 31	Baylor 4, Lamar 2
June 1	Texas 10, Baylor 8
June 1	Baylor 10, Lamar 9
June 2	Texas 2, Baylor 0

The Bears made their way to the teams' third regional championship game in four years, but in the end Texas proved to be too much. Baylor defeated Lamar twice in the regional but lost twice to the Longhorns as host Texas advanced and eventually won the national championship.

In game one, Baylor scored four runs in the seventh inning to come from behind and beat Lamar, 4-2. Baylor lost to Texas in the first winners' bracket game, 10-8, as the Longhorns scored three runs in the sixth and four in the seventh for the win. A two-out steal of home on a trick play by Tim Hartshorn gave Baylor a 10-9 win over Lamar Saturday in the elimination game. Baylor starter Sean Walker, a true freshman, allowed the two runs over 6.1 innings in a tough-luck loss, as Texas won the championship game 2-0.

### 2003

#### HATTIESBURG REGIONAL

##### PETE TAYLOR PARK • HATTIESBURG, MISS.

May 30	Baylor 7, Murray State 6
May 31	Baylor 10, Southern 3
June 1	Baylor 3, Southern Miss 2

#### BATON ROUGE SUPER REGIONAL

##### ALEX BOX STADIUM • BATON ROUGE, LA.

June 6	Baylor 4, LSU 1
June 7	LSU 6, Baylor 5
June 8	LSU 20, Baylor 5

Baylor won three close regional games to advance to a Super Regional for the second time in program history, then suffered heartbreak, getting within six outs of the College World Series before falling short.

In Hattiesburg, an unearned eighth-inning run completed a three-run comeback for Baylor in a 7-6 win over Murray State in game one. The next day, the Bears broke open a 3-3 game with seven runs in the final three innings to beat national player of the year Rickie Weeks and Southern 10-3.

In Sunday's finale, Baylor rallied for three unearned runs in the eighth to beat host Southern Miss 3-2. Tournament Most Outstanding Player David Murphy drove in two with a game-tying double, and Josh Ford followed with a bloop single that scored Murphy with the go-ahead run.

Moving to Baton Rouge, Baylor won game one 4-1 behind Steven White's stellar outing and carried a 5-4 lead into the eighth Saturday before back-to-back homers propelled the Tigers to a 6-5 win. The wheels all came off on Sunday, as LSU scored 17 unanswered runs in the middle innings en route to a 20-5 win.

### 2005

#### WACO REGIONAL

##### BAYLOR BALLPARK • WACO, TEXAS

June 4	Baylor 8, UTSA 3
June 5	Baylor 8, TCU 3
June 6	Baylor 4, Stanford 3 (12)

#### WACO SUPER REGIONAL

##### BAYLOR BALLPARK • WACO, TEXAS

June 11	Clemson 4, Baylor 2
June 12	Baylor 7, Clemson 1
June 13	Baylor 6, Clemson 1

Backed by a dominant pitching staff and some timely hitting, the Bears returned to the NCAA Tournament after a one-year absence and rolled to the program's first College World Series appearance since 1978. Five different Bears recorded wins on the hill as the Baylor staff recorded a 2.21 ERA (compared to its opponents' 5.33 mark) and held the opposition to a .255 batting average en route to the school's third CWS trip ever.

Seeded fourth nationally in the 64-team field, Baylor earned home field advantage for the Waco Regional and quickly dispatched of regional rivals Texas-San Antonio and TCU. In the regional championship game against Stanford, the Bears' Seth Fortenberry slugged a solo home run in the top of the ninth inning to tie the game, before Jeff Mandel's solo homer in the 12th gave Baylor a 4-3 victory and their third-ever Super Regional trip.

Hosting a Super Regional for the first time since 1999, sixth-ranked Baylor left 14 men on base and dropped the series opener to 13th-ranked Clemson, 4-2. The Bears bounced back to take the series' second game 7-1 behind Mark McCormick's 10-strikeout, six-hit gem. With a trip to the CWS on the line and the score tied 1-1 in the fourth inning of game three, Baylor's Kevin Sevigny delivered a three-run double that proved to be the difference in the game as the Bears went on to defeat Clemson 6-1 and advance to the CWS.

### 2006

#### HOUSTON REGIONAL

##### RECKLING PARK • HOUSTON, TEXAS

June 3	Baylor 3, Arizona State 2
June 4	Rice 7, Baylor 2
June 4	Baylor 7, Arizona State 2
June 5	Rice 7, Baylor 4

Despite losing five position starters, two weekend starters and the closer from its 2005 College World Series team, the Bears reached the championship game of the NCAA Houston Regional. It was the fifth consecutive regional in which Baylor reached the championship game.

The weekend at Rice University got off to an ominous start as the Bears' opening game against 16th-ranked Arizona State, a team that took two of three in a weekend series at Baylor Ballpark in late February, was suspended due to rain with a runner on first and no outs in the top of the second. Ryan LaMotta, who relieved starter Cory VanAllen when play resumed the next day, held Arizona State to a pair of runs, one earned, on eight hits and a walk with eight strikeouts in Baylor's 3-2 victory.

LaMotta provided Baylor one of the most dramatic moments in the program's history. Making his school-record tying 111th career appearance, LaMotta waved off head coach Steve Smith with a 3-1 lead, the bases loaded and one out as the skipper began to make his way to the mound for the second time in the bottom of the ninth. LaMotta got a sacrifice fly and a strikeout to end the game, the last in his Baylor career.

Baylor dropped a 7-2 decision the following day to host Rice, the nation's No. 2 overall seed. The Bears had to rebound and face Arizona State again immediately following the Rice loss in 100-degree heat. Beamer Weems' three-run homer in the third erased a 2-1 Sun Devils' lead, and the Bears never trailed again en route to a 7-2 victory. However, Rice ended Baylor's season the following afternoon.



## NCAA REGIONAL APPEARANCES

### 2007

#### HOUSTON REGIONAL

RECKLING PARK • HOUSTON, TEXAS

June 1	TCU 3, Baylor 2
June 2	Baylor 9, Prairie View A&M 2
June 3	TCU 10, Baylor 5

Baylor fielded its youngest team in a decade in 2007, and it showed on several occasions throughout the regular season. However, the Bears caught fire in May, sweeping Kansas State in the final Big 12 Conference series and posting victories over 21st-ranked Missouri, 11th-ranked Oklahoma State and Oklahoma to reach the program's sixth Big 12 Championship title game in the event's first 11 years. A loss to 17th-ranked Texas A&M in the title game did not keep Baylor from making its ninth NCAA Regional appearance in 10 years.

The NCAA Houston Regional field was a familiar one for Baylor as the Bears had faced each of the other three teams during the regular season, splitting two games against TCU, defeating Prairie View A&M once and dropping two games to host Rice.

TCU broke a 1-1 tie with a pair of solo home runs in the bottom of the seventh. Beamer Weems' leadoff home run in the ninth pulled the Bears to within one run, and Baylor went on to load the bases in the frame.

However, Ben Booker struck out in a nine-pitch at-bat to give the Frogs a 3-2 victory. After defeating Prairie View A&M 9-2 in an elimination game, Baylor had another chance against TCU. The Bears led 5-3 entering the ninth inning, but the Frogs scored seven runs in the final frame for a 10-5 victory.

### 2009

#### BATON ROUGE REGIONAL

ALEX BOX STADIUM • BATON ROUGE, LA.

May 29	Baylor 5, Minnesota 0
May 30	LSU 3, Baylor 2 (10)
May 31	Minnesota 15, Baylor 12

After dropping 10 consecutive conference games to end the 2009 season, the Bears' hopes of making a regional seemed bleak. However, in the first game of the Big 12 Championship, Baylor rallied from an early four-run deficit to defeat No. 5 Texas. The Bears added another win over Kansas, and that was enough to earn Baylor a berth in the NCAA Baton Rouge Regional.

The Bears would play all three games at the Baton Rouge Regional against a pair of ranked teams. In the opener against No. 21 Minnesota, Willie Kempf turned in 6.0 shutout innings and the Bears rolled to a 5-0 win. No. 2 LSU knocked off Southern, setting up a Saturday showdown with Baylor.

Nearly 10,000 fans packed the brand new Alex Box Stadium to watch the Bears and Tigers battle for a spot in the regional final. LSU's Anthony Ranaudo struck out 14 batters in 9.0 innings, but it would take extra innings to determine a winner. LSU took advantage of a pair of Kendal Volz walks to start to top of the 10th and plated the game-winning run on Austin Nola's RBI single, sending the Bears to an elimination game in a rematch with the Golden Gophers.

Jon Ringenberg settled down after allowing two runs in the first inning against Minnesota, and the Bears held a 5-2 lead after six frames. However, Ringenberg ran into trouble in the seventh, and the bullpen allowed 10 runs in the final two innings to send the Bears to their final at-bat trailing 15-5. After hits from each of the first five batters in the bottom of the ninth plated two runs and loaded the bases, Kenton Gedwed delivered a pinch-hit Grand Slam to cut the deficit to 15-11. Ben Booker added a RBI single, but the rally fell short, ending the Bears' season.

### 2010

#### FORT WORTH REGIONAL

LUPTON STADIUM • FORT WORTH, TEXAS

June 4	Arizona 10, Baylor 9
June 5	Baylor 6, Lamar 4
June 6	Baylor 4, Arizona 2
June 6	TCU 9, Baylor 0

Needing one win on the last weekend of the conference season to secure a spot in the Big 12 Championship, the Bears rallied from three runs down in the ninth inning to beat Oklahoma State in the series opener. That win got the Bears going, as they went on to sweep OSU and win all three games in pool play before falling in the title game at the Big 12 Championship.

The strong finish to the season was enough to earn the Bears the No. 2 seed at the NCAA Fort Worth Regional.

In the opener, four errors proved costly as they led to five unearned runs, helping Arizona take a 10-4 lead to the ninth inning. The Bears rallied for five runs but left the potential tying run on third base when Raynor Campbell hit a sharp liner to Arizona right fielder Steve Selsky.

With the Bears facing elimination against Lamar the following day, Jon Ringenberg allowed just one run in 5.2 innings, helping Baylor take a 4-1 lead through six frames. Max Muncy's two-run single extended the Bears' lead, which would prove to be crucial as Joey Latulippe hit a three-run homer in the bottom of the ninth to cut the Baylor lead to 6-4. Brooks Pinckard moved from center field to the mound and got the final two outs to notch his 11th save of the season.

In a rematch with Arizona, Willie Kempf turned in one of the most impressive outings of the season, striking out eight without issuing a walk in 8.0 innings of work. After giving up a two-run double in the second, Kempf allowed only two hits to the next 23 batters he faced. Landis Ware's eighth-inning sacrifice fly broke a 2-2 tie and proved to be the game-winner, as Pinckard worked a scoreless ninth to earn another save and send the Bears on to the championship round.

Facing No. 6 TCU on its home field, Craig Fritsch allowed four runs in 6.2 innings while striking out eight, but the Baylor offense was held to four hits, and the Bears' season ended with a 9-0 loss.

### 2011

#### HOUSTON REGIONAL

RECKLING PARK • HOUSTON, TEXAS

June 3	Baylor 6, California 4
June 4	Baylor 3, Rice 2
June 5	California 8, Baylor 0
June 6	California 9, Baylor 8

Baylor closed the regular season on a tear with wins in its last three series, including its first series win at Nebraska since 1997, winning two of three at No. 19 Oklahoma State and a walk-off win to clinch the series against No. 13 Oklahoma. The strong finish was enough for the Bears to secure the No. 2 seed in the NCAA Houston Regional hosted by No. 8 national seed Rice.

Logan Verrett turned in a solid outing to win the opener against California, 6-4. The following day, Josh Turley threw 135 pitches and allowed one earned run in a 3-2 complete game victory against Rice to push the Bears into the championship round.

California fought off Rice in an elimination game to setup a nightcap rematch with Baylor. Brooks Pinckard allowed only one run in 6.0 innings, but the Bears couldn't plate a run against Cal and eventually fell, 8-0, to setup a winner-take-all game on Monday.

Cal took an early 1-0 lead, but the Bears broke out for six runs in the fourth to move in front 6-1. Max Garner worked 5.1 innings in relief of starter Jon Ringenberg, and the Bears held an 8-5 lead heading to the bottom of the ninth after Verrett came on to get the final out in the eighth. A pair of errors gave Cal life, and the Golden Bears loaded the bases with one out trailing, 8-7. Verrett struck out the next batter and was a strike away from escaping the jam when Devon Rodriguez hit a 1-2 pitch into right field for a game-winning two-run single.

Jake Miller, Pinckard, Turley and Logan Vick were named to the all-tournament team.

## NCAA REGIONAL APPEARANCES

### 2012

#### WACO REGIONAL

##### BAYLOR BALLPARK • WACO, TEXAS

June 1	Oral Roberts 4, Baylor 2
June 2	Baylor 11, UT Arlington 6
June 3	Baylor 5, Oral Roberts 2
June 3	Baylor 9, Dallas Baptist 2
June 4	Baylor 8, Dallas Baptist 2

#### WACO SUPER REGIONAL

##### BAYLOR BALLPARK • WACO, TEXAS

June 9	Baylor 8, Arkansas 1
June 10	Arkansas 5, Baylor 4
June 11	Arkansas 1, Baylor 0 (10)

Baylor won its third Big 12 regular season championship and hosted its first regional since 2005 by earning the No. 4 national seed.

The Bears dropped the opener to Oral Roberts, forcing them into four must-win games over the following three days to keep their season going. Baylor faced UT Arlington in the first of those four games, and UTA had a 5-4 lead heading to the sixth inning. Max Garner came on in relief and held UTA scoreless over the next three innings, and Baylor rallied with seven runs to eliminate the Mavericks.

In a rematch with Oral Roberts, Logan Vick's two-run single erased an early 1-0 deficit, and Tyler Bremer pitched 6.0 solid innings before Crayton Bare came on to close out the game with 2.1 shutout innings.

After a two-hour break, the Bears returned to action against Dallas Baptist with freshman Austin Stone starting on the mound. Stone worked 5.1 no-hit innings, with the help of Dan Evatt robbing a two-run homer with a leaping catch over the left-field wall, and the Bears cruised to a 9-2 win to setup a winner-take-all rematch the following day.

DBU took an early 1-0 lead, but the Bears scored three runs in the second, and that would prove to be enough. Josh Turley, who was starting on two days rest after starting the regional opener vs. ORU, held the Patriots to two runs in 4.0 innings, and Dillon Newman took care of the rest, allowing only one hit over 5.0 shutout innings of relief.

Stone, Josh Ludy, Lawton Langford, Jake Miller, Cal Towey and Evatt were named to the all-tournament team, and Evatt was named Most Outstanding Player.

Baylor's Super Regional against Arkansas got off to a great start, as Vick crushed two-run homers in each of his first two at-bats, and Trent Blank allowed one run over 8.0 innings to give the Bears an 8-1 win and move them one victory away from their fourth trip to Omaha.

The Bears used a three-run fifth inning to take a 4-3 lead against the Razorbacks in game two, and Turley held the lead until turning the ball over to the bullpen in the eighth inning. Arkansas loaded the bases with one out in the ninth, and Garner induced a potential game-ending double-play grounder, but it slipped through Miller's hands, allowing the Razorbacks to tie the game. Arkansas went on to win 5-4, forcing a third game.

Bremer started on the mound and pitched 9.0 shutout innings, but the Bears couldn't plate a run, and Arkansas scored on a two-out single in the 10th hand the Bears a 1-0 season-ending loss.

### 2017

#### HOUSTON REGIONAL

##### SCHROEDER PARK • HOUSTON, TEXAS

June 2	Texas A&M 8, Baylor 5
June 3	Houston 17, Baylor 3

Baylor posted a 34-21 overall and 12-12 record in Big 12 play to finish fourth in the league. Despite dropping both games at the Big 12 Championship, the Bears earned an at-large bid into the NCAA Tournament with a resume that included wins over No. 9 Ole Miss, No. 11 Texas A&M, No. 23 Houston, No. 15 Oklahoma, No. 6 Texas Tech and No. 6 TCU. The body of work gave BU a No. 2 seed in the Houston Regional.

In the first game against Texas A&M, Aaron Dodson erased a 2-0 Aggies lead with a second-inning grand slam. However, a tough sixth inning doomed the Bears as TAMU scored five runs on two hits and five walks with one error to go on to an 8-5 win.

Baylor faced elimination against host Houston the next day. Unfortunately, UH came out swinging and the Bears didn't have enough offense left to counter. The Cougars took a 2-0 lead in the first inning, 8-0 lead in the sixth inning and then piled on eight run in the seventh and one in the eighth to win 17-3.

### 2018

#### STANFORD REGIONAL

##### SUNKEN DIAMOND • STANFORD, CALIF.

June 1	Cal State Fullerton 6, Baylor 2
June 2	Baylor 11, Wright State 5
June 3	Stanford 4, Baylor 2

Baylor posted a 37-21 overall record and was 13-11 in Big 12 play, winning the Big 12 Tournament for the first time in program history to win the auto bid to the NCAA postseason.

In the first game against Cal State Fullerton, the Bears came up against a hot pitcher in Colton Eastman. The Bears were shut out for the first five frames before jumping on the board with 2 in the sixth inning. The Bears managed just 5 hits and fell, 6-2.

Baylor faced elimination against Wright State the next day and the offense came alive, earning the 11-2 win to stay alive. Against No. 1 overall seed and top five Stanford, the Bears battled, outhitting the Cardinal, 5-4 as the pitching combo of starter Tyler Thomas, Alex Phillips and Troy Montemayor kept things close, but the Bears fell 4-2, holding on after scoring 4 in the first 2 frames.

### 2019

#### LOS ANGELES REGIONAL

##### JACKIE ROBINSON STADIUM • LOS ANGELES, CALIF.

May 31	Loyola Marymount 3, Baylor 1
June 1	Baylor 24, Omaha 6
June 2	UCLA 11, Baylor 6

Baylor posted a 35-19 overall record and was 14-8 in Big 12 play, finishing second in the conference and earning an at-large bid in the NCAA Tournament.

Unable to get anything going against West Coast Conference Pitcher of the Year Codie Paiva, second-seeded Baylor baseball dropped a 3-1 game to third-seeded Loyola Marymount in Friday's opener at the Los Angeles Regional. The Bears managed just four hits and a walk off Paiva.

In game two of the regional against Omaha, Baylor baseball team put on an offensive clinic Saturday afternoon at the Los Angeles Regional, eliminating No. 4-seed Omaha 24-6 behind a record-setting day by Shea Langeliers and the Bears at Jackie Robinson Stadium. Langeliers went 5-for-6 with three home runs and a career-high 11 RBI to lead the charge at the plate. His 11 RBI is not only a Baylor record, but an NCAA postseason record as well. Langeliers' three home runs also tied a BU record. Five Baylor starters recorded at least two hits and eight of the starting nine hit safely as the Bears scored 24 runs, their most ever in a postseason game and most in any single game since April 23, 2008.

No. 2 Baylor baseball's season came to an end with an 11-6 loss to the No. 1 overall seeded UCLA Bruins in the Los Angeles Regional. Cole Haring hit a two-run home run in the loss.



# CONFERENCE CHAMPIONSHIPS

## 1923 SOUTHWEST CONFERENCE

Two years after finishing fifth of five teams in the SWC, Baylor posted a 13-5 league record and edged second-place SMU by percentage points for the program's first conference championship.

The Bears started the season 1-3 in conference play, splitting two games with TCU before being swept by SMU. However, a 9-3 victory April 13 against Rice sparked a nine-game SWC winning streak for Baylor. That run put the Bears into the driver's seat in the conference standings heading into the final four games of the season — two at Texas and two against the Longhorns in Waco.

Texas blanked the Bears 7-0 in the first Austin meeting and then edged Baylor 3-2 the next day. That put the pressure on the Bears to win both games at home later that week. Baylor did just that, defeating Texas 6-2 and 5-3.

The 1923 season featured an expanded SWC. After Arkansas joined the league in 1922, TCU and Oklahoma State began playing baseball in the league in 1923. Four Bears earned All-SWC honors in 1923: pitchers Carl Freeze and Ted Lyons, third baseman F.B. Strickland and outfielder Roy Williamson.

### 1923 SOUTHWEST CONFERENCE FINAL STANDINGS

	SWC	PCT.	ALL	PCT.
<b>BAYLOR</b>	<b>13-5</b>	<b>.721</b>	<b>18-6</b>	<b>.750</b>
SMU	14-6	.700	16-10	.615
Texas	10-8	.556	20-8	.714
Texas A&M	9-8	.529	9-12	.429
Rice	3-7	.300	4-9	.308
Arkansas	2-5	.286	5-11	.313
TCU	2-10	.167	13-11	.542
Oklahoma State	1-5	.167	8-6	.571

## 1966 SOUTHWEST CONFERENCE

After a 15-game conference schedule, four teams were tied atop the Southwest Conference standings. Baylor, TCU, Texas and Texas A&M all finished the 1966 season at 9-6 in league play and shared the conference championship.

The Bears actually finished the season 8-6-1 due to a 5-5 tie March 26 at Rice in a game that was suspended due to darkness. However, the league office determined that Baylor could not be penalized for tie and was therefore rewarded a victory for purposes of the conference standings.

Baylor had a chance to win the SWC outright, hosting its final five games. The Bears blanked Rice 1-0 and 2-0 in the first two, respectively, but the Owls got the better of the Bruins in the series finale 2-0. However, Baylor bounced back four days later, sweeping a doubleheader against SMU 2-1 and 7-3.

While the SWC recognized Baylor, TCU, Texas and Texas A&M as co-champions, the SWC representative in the NCAA Tournament was determined by a coin flip, won by Texas. Baylor was shunned in the hardwood department; no Bears received All-SWC honors.

### 1966 SOUTHWEST CONFERENCE FINAL STANDINGS

	SWC	PCT.	ALL	PCT.
<b>BAYLOR</b>	<b>9-6</b>	<b>.600</b>	<b>18-9</b>	<b>.643</b>
TCU	9-6	.600	21-9	.700
Texas	9-6	.600	24-9	.727
Texas A&M	9-6	.600	20-8	.700
Rice	5-10	.333	14-11	.560
SMU	4-11	.267	11-16	.407

## 2000 BIG 12 CONFERENCE

With Nebraska's Big 12 Conference schedule already complete, Baylor entered a May 12-14 weekend series at Kansas State knowing two wins would give the Bears their first out-right conference championship in 77 years.

Entering the weekend, Baylor (20-7) found itself percentage points ahead of the Huskers (21-9) and two games up in the loss column. The Bears wasted no time capturing the title, winning each of the first two games of the series. Baylor then completed the sweep of the Wildcats the following day.

Baylor sent Chad Hawkins to the mound for the Friday night start. The All-American pitched his seventh complete game of the season, holding Kansas State to three runs on eight hits and a walk with seven strikeouts. Meanwhile, the Baylor bats exploded for back-to-back five-run frames in the third and fourth innings and the Bears never looked back.

The next day, Kyle Evans took the mound for the Bears. However, this time Baylor fell behind early as the Wildcats erased a 2-0 BU lead with a three-spot in the third. K-State added two runs in the fifth, stretching its lead to 5-2. Baylor answered in the late innings, though, scoring two runs in the seventh and three in the eighth en route to a 7-5 title-clinching victory. Freshman Chris Durbin ripped a pinch-hit two-run double to put the Bears ahead 7-5 — a foretaste of a storied career to come. National Freshman of the Year Zane Carlson struck out the side in the ninth to close the game.

The title was especially sweet considering how the conference season started for the Bears. At 18-5 entering Big 12 play, the Bears were swept in a three-game series at Texas Tech.

However, Baylor did not lose consecutive conference games the rest of the way, going 23-4 in league play from that point, winning nine consecutive series and sweeping Nebraska, Iowa State, Kansas and Kansas State.

Baylor won its first three games of the Big 12 Tournament, defeating Texas A&M 12-3, Texas 3-2 and Texas Tech 10-1. However, the Huskers got the best of the Bears in the championship game, winning 10-1.

Seven Bears earned All-Big 12 honors: pitchers Zane Carlson, Kyle Evans and Chad Hawkins, and outfielder Jaime Bubela were first-team picks, while catcher Kelly Shoppach, second baseman Preston Underdown and short-stop Jace Brewer were second-team selections.

### 2000 BIG 12 CONFERENCE FINAL STANDINGS

	BIG 12	PCT.	ALL	PCT.
<b>BAYLOR</b>	<b>23-7</b>	<b>.767</b>	<b>45-17</b>	<b>.726</b>
Nebraska	21-9	.700	51-17	.750
Oklahoma	20-10	.667	41-23	.641
Texas	19-10	.655	46-21	.687
Texas Tech	18-12	.600	36-26	.581
Oklahoma State	14-13	.519	36-22	.621
Missouri	13-14	.481	33-24	.579
Texas A&M	11-19	.367	23-35	.397
Kansas	10-20	.333	25-30	.455
Iowa State	7-23	.233	19-37	.339
Kansas State	5-24	.172	19-32	.373

## CONFERENCE CHAMPIONSHIPS

### 2005

### BIG 12 CONFERENCE

Baylor defeated Missouri 7-5 in the series opener but dropped the next two games against the Tigers in the season's final weekend. Meanwhile, Nebraska swept Kansas State. That created a tie atop the Big 12 Conference standings as the Bears and the Huskers shared the 2005 conference title at 19-8.

The Bears' push to the league title began in the first weekend of conference play with a sweep of top-ranked Texas for the first time since 1998. After a 3-2 win at Disch-Falk Field in the series opener, the Bears posted wins of 9-1 and 4-3 over the Longhorns at Baylor Ballpark. BU dropped two of three the following weekend at Oklahoma State but rebounded to take two of three against Oklahoma at home the next weekend. The Bears then posted back-to-back sweeps at home against Kansas State and at Kansas.

That set the stage for a showdown of the conference's top two teams in the league standings as Baylor traveled to Nebraska. The Huskers took the opener, but the Bears responded with a 4-1 victory Saturday afternoon. In Sunday's finale, Baylor led 3-2 before the Huskers got back-to-back solo home runs in the fifth to take the series.

The Bears then took two of three at home against Texas Tech and swept Texas A&M. That gave Baylor a two-game lead entering the season's final weekend.

In the series opener against Missouri, Baylor pounced on Big 12 Conference Pitcher of the Year Max Scherzer for three runs in the first inning. The Bears sent Scherzer to the showers with two more runs in the fifth. Meanwhile, Mark McCormick racked up a career-high 12 strikeouts en route to his third Big 12 Pitcher of the Week honor of the season.

After Missouri got a run in the top of the seventh, the Bears added a pair of insurance runs in the bottom of the frame. Those runs proved to be the difference as the Tigers got four runs in the eighth to pull within two runs. Ryan LaMotta retired the game's final five batters to give the Bears at least a share of the conference title. Missouri's late-inning rally in Friday night's game was a precursor for the rest of the weekend. The Tigers jumped out to an early 4-0 lead in Saturday's game and held on for a 7-3 victory. Baylor led 3-1 through seven innings in Sunday's finale, but the Tigers scored six runs in the eighth and added three in the ninth for a 10-4 victory.

McCormick, LaMotta and Zach Dillon earned first-team All-Big 12 honors. Josh Ford and Cory VanAllen were named second team, while Reid Brees, Michael Griffin, Trey Taylor and Abe Woody earned honorable mention honors.

### 2005 BIG 12 CONFERENCE FINAL STANDINGS

	BIG 12	PCT.	ALL	PCT.
<b>BAYLOR</b>	<b>19-8</b>	<b>.704</b>	<b>46-24</b>	<b>.657</b>
Nebraska	19-8	.704	57-15	.792
Texas	16-10	.615	56-16	.778
Missouri	16-11	.593	40-23	.635
Oklahoma	14-13	.519	35-26	.574
Oklahoma State	12-15	.444	34-25	.576
Kansas	11-15	.423	36-28	.563
Texas Tech	9-16	.360	34-25	.576
Texas A&M	9-18	.333	30-25-1	.545
Kansas State	8-19	.296	30-25	.545

### 2012

### BIG 12 CONFERENCE

Baylor clinched the 2012 Big 12 regular season championship before it lost its first conference game. The Bears started league play with a Big 12-record 18-game conference winning streak, sweeping each of their first six series en route to posting the second-best conference record by any team in the league's 17-year history.

Baylor's 18-game conference winning streak was part of a 24-game overall winning streak that was also a Big 12 record. The Bears began conference play with three consecutive series at Baylor Ballpark, sweeping Texas Tech, Kansas and Oklahoma State. The Bears had to rally to complete the third consecutive sweep, as OSU took a 4-3 lead in the top of the 13th inning of the series finale, but Josh Turley's pinch-hit single gave the Bears a 5-4 win and pushed their Big 12 record to 9-0.

Baylor headed to Missouri for its first conference road series, and after winning the first two games, the Bears trailed 6-2 heading to the sixth inning. A four-run outburst tied the game, and Baylor took a 10-6 lead with four more runs in the top of the seventh. With a travel curfew looming, a heavy downpour of rain started in the bottom of the seventh, and the game would've ended in a 6-6 tie had the teams not been able to finish the inning. The teams were able to stay on the field and complete the seventh and eighth innings before the game ended with a 12-7 Baylor win.

The sweep of Missouri launched the Bears from No. 16 to No. 8 in the Baseball America poll. Baylor headed to Kansas State for another road series, and the Bears' streak nearly ended in the second game, as K-State took a 10-9 lead heading to the seventh inning. Yet again, the Bears rallied, putting up five runs in the seventh and holding on for a 14-12 win.

In the series finale in Manhattan, Baylor fell behind 5-1 in the third and 9-7 in the seventh, but Josh Ludy's third home run of the game put the Bears back in front 10-9. The teams ended up going to extra innings tied at 11-11, and Michael Howard delivered a two-out game-winning homer in the 12th.

The following weekend was the final Big 12 edition of the "Battle of the Brazos," and it paired the No. 6 Bears against No. 2 Texas A&M. In the opening game in College Station, BU trailed 3-2 in the eighth, but Logan Vick's two-run single provided the winning runs as the Bears won 5-3.

A Baylor Ballpark record crowd of 5,911 turned out to watch the second game of the series, and the Bears again came up big as Max Muncy's sacrifice fly in the fifth provided the game's only run. Trent Blank worked 8.0 shut-out innings to earn the win and clinch the series. In Sunday's series finale, Ludy fouled off 10 straight pitches before delivering a two-run homer on the 14th pitch of his at-bat in the first inning. A&M rallied to take a 5-4 lead in the sixth, but Dan Evatt delivered a game-winning two-run single. Max Garner closed out the win to become the first Baylor pitcher to save all three games of a Big 12 series.

The sweep of A&M launched the Bears to No. 1 in the Collegiate Baseball poll, giving the program its first-ever No. 1 national ranking. Baylor's Big 12 title was clinched before they

would take the field again, as Texas' loss on May 5 assured the Bears could not be topped in the standings.

Baylor suffered a pair of one-run losses at Oklahoma before the Sooners completed a sweep, but the Bears bounced back to win two of three against Texas to finish Big 12 play with a 20-4 record.

Ludy was named Big 12 Player of the Year, Nathan Orf earned Newcomer of the Year and Steve Smith was tabbed Coach of the Year. The Bears had a school-record 11 All-Big 12 honorees and seven first-team selections. Garner, Lawton Langford, Ludy, Muncy, Orf, Turley and Vick earned first-team honors, Blank and Cal Towey were named second team and Evatt and Joey Hainsfurther picked up honorable mentions.

### 2012 BIG 12 CONFERENCE FINAL STANDINGS

	BIG 12	PCT.	ALL	PCT.
<b>BAYLOR</b>	<b>20-4</b>	<b>.833</b>	<b>49-17</b>	<b>.742</b>
Texas A&M	16-8	.667	43-18	.705
Texas	14-10	.583	30-22	.577
Oklahoma	13-10	.565	42-25	.637
Oklahoma State	13-11	.542	32-25	.561
Missouri	10-14	.417	33-28	.542
Kansas	7-16	.304	24-34	.414
Kansas State	7-17	.292	27-31	.466
Texas Tech	7-17	.292	29-26	.527



# CONFERENCE TOURNAMENTS

## 1977 SOUTHWEST CONFERENCE

DISCH-FALK FIELD AUSTIN, TEXAS  
TOURNAMENT CHAMPIONS

**May 19**  
**Baylor 3, Texas 2**

Baylor	000	002	100	<b>3 8 1</b>
Texas	000	000	200	<b>2 7 1</b>

WP: Schaeffer. LP: Brizzolara.

**May 20**  
**Baylor 2, Texas A&M 1**

Texas A&M	000	001	000	<b>1 7 1</b>
Baylor	000	001	100	<b>2 7 1</b>

WP: Bickham. LP: Thurmond.

**May 22**  
**Baylor 7, Texas 0**

Baylor	220	000	003	<b>7 8 0</b>
Texas	000	000	000	<b>0 6 1</b>

WP: Cocanower. LP: Brizzolara.

## 1978 SOUTHWEST CONFERENCE

DISCH-FALK FIELD AUSTIN, TEXAS  
TOURNAMENT CHAMPIONS

**May 12**  
**Baylor 1, Arkansas 0**

Baylor	<b>1</b>
Arkansas	<b>0</b>

**May 13**  
**Baylor 8, Houston 4**

Baylor	<b>8</b>
Houston	<b>0</b>

**May 14**  
**Baylor 11, Houston 3**

Houston	<b>3</b>
Baylor	<b>11</b>

## 1979 SOUTHWEST CONFERENCE

DISCH-FALK FIELD AUSTIN, TEXAS

**May 12**  
**Arkansas 6, Baylor 1**

Baylor	100	000	000	<b>1 9 2</b>
Arkansas	000	100	05X	<b>6 8 0</b>

WP: Erwin. LP: Roberts.

**May 13**  
**Texas A&M 2, Baylor 1**

Baylor	000	000	100	<b>1 6 0</b>
Texas A&M	000	100	01X	<b>2 7 4</b>

WP: Thurmond. LP: Perlman.

## 1985 SOUTHWEST CONFERENCE

GEORGE COLE FIELD FAYETTEVILLE, ARK.

**May 17**  
**Arkansas 6, Baylor 4**

Arkansas	001	020	102	<b>6 12 0</b>
Baylor	031	000	000	<b>4 13 0</b>

WP: Farwell. LP: Beatty.

**May 18**  
**Houston 5, Baylor 4**

Baylor	100	300	000	<b>4 12 0</b>
Houston	000	000	004	<b>5 4 1</b>

WP: Coker. LP: Dumas.

## 1986 SOUTHWEST CONFERENCE

OLSEN FIELD COLLEGE STATION, TEXAS

**May 16**  
**Baylor 13, Texas 5**

Baylor	100	060	060	<b>13 13 2</b>
Texas	100	200	200	<b>5 11 3</b>

WP: Beatty. LP: Swindell.

**May 18**  
**Texas A&M 8, Baylor 0**

Texas A&M	013	013	000	<b>8 15 0</b>
Baylor	000	000	000	<b>0 2 2</b>

WP: Fry. LP: Gummelt.

**May 19**  
**Texas A&M 7, Baylor 6**

Baylor	220	020	000	<b>6 11 2</b>
Texas A&M	100	010	50X	<b>7 13 1</b>

WP: Wernig. LP: Beatty.

## 1988 SOUTHWEST CONFERENCE

GEORGE COLE FIELD FAYETTEVILLE, ARK.

**May 19**  
**Baylor 4, Texas 2**

Baylor	000	102	010	<b>4 7 1</b>
Texas	000	000	110	<b>2 8 3</b>

WP: Combs. LP: Stone.

**May 20**  
**Texas A&M 6, Baylor 1**

Texas A&M	003	030	000	<b>6 8 3</b>
Baylor	100	000	000	<b>1 8 3</b>

WP: Riscen. LP: Aguilar.

**May 21**  
**Texas 8, Baylor 5**

Baylor	001	100	210	<b>5 11 1</b>
Texas	102	002	03X	<b>8 10 2</b>

WP: Cantu. LP: Kilgore.

## 1991 SOUTHWEST CONFERENCE

OLSEN FIELD COLLEGE STATION, TEXAS

**May 16**  
**Texas A&M 9, Baylor 3**

Baylor	000	010	002	<b>3 6 4</b>
Texas A&M	002	032	02X	<b>9 9 1</b>

WP: Granger. LP: Carpenter.

**May 17**  
**TCU 3, Baylor 0**

TCU	021	000	000	<b>3 13 1</b>
Baylor	000	000	000	<b>0 6 0</b>

WP: Shope. LP: Price.

## 1993 SOUTHWEST CONFERENCE

DISCH-FALK FIELD AUSTIN, TEXAS  
TOURNAMENT CHAMPIONS

**May 13**  
**Baylor 6, Texas Tech 4**

Baylor	201	011	001	<b>6 12 1</b>
Texas Tech	110	200	000	<b>4 8 2</b>

WP: Wharton. LP: Driskill.

**May 14**  
**Baylor 9, Texas 4**

Texas	000	102	010	<b>4 7 3</b>
Baylor	140	001	03X	<b>9 14 0</b>

WP: Lineweaver. LP: Kjos.

**May 15**  
**Baylor 10, Texas 6**

Baylor	000	330	310	<b>10 17 0</b>
Texas	002	310	000	<b>6 10 1</b>

WP: Bearden. LP: Lummus.

## 1996 SOUTHWEST CONFERENCE

DAN LAW FIELD LUBBOCK, TEXAS

**May 15**  
**TCU 12, Baylor 5**

Baylor	020	100	200	<b>5 12 2</b>
TCU	140	114	10X	<b>12 14 2</b>

WP: Wallace. LP: Wells.

**May 17**  
**Baylor 8, Texas A&M 1**

Texas A&M	000	001	000	<b>1 8 1</b>
Baylor	002	402	00X	<b>8 15 1</b>

WP: Lambert. LP: Mitchell.

**May 18**  
**Texas Tech 10, Baylor 4**

Texas Tech	010	134	100	<b>10 11 0</b>
Baylor	100	010	020	<b>4 10 6</b>

WP: Peck. LP: Marcom.

## 1997 BIG 12 CONFERENCE

ALL-SPORTS STADIUM OKLAHOMA CITY

**May 15**  
**Oklahoma State 11, Baylor 8**

Baylor	000	131	003	<b>8 11 4</b>
Oklahoma St.	412	103	00X	<b>11 15 3</b>

WP: Adkins. LP: Lambert.

**May 16**  
**Missouri 9, Baylor 8**

Baylor	110	110	103	<b>8 13 1</b>
Missouri	011	101	401	<b>9 12 1</b>

WP: Jamison. LP: Jennings.

## 1998 BIG 12 CONFERENCE

BRICKTOWN BALLPARK OKLAHOMA CITY

**May 14**  
**Baylor 7, Missouri 3**

Missouri	010	000	110	<b>3 9 0</b>
Baylor	001	003	03X	<b>7 13 2</b>

WP: Wells. LP: Stine.

**May 15**  
**Texas Tech 11, Baylor 4**

Baylor	010	010	200	<b>4 14 0</b>
Texas Tech	321	200	03X	<b>11 14 2</b>

WP: Ward. LP: Jennings.

**May 16**  
**Texas A&M 8, Baylor 5**

Baylor	020	021	000	<b>5 9 4</b>
Texas A&M	050	020	10X	<b>8 12 2</b>

WP: Fossum. LP: Bergman.

## 1999 BIG 12 CONFERENCE

BRICKTOWN BALLPARK OKLAHOMA CITY

**May 19**  
**Baylor 2, Missouri 0**

Missouri	000	000	000	<b>0 1 1</b>
Baylor	000	200	00	<b>2 5 1</b>

WP: Jennings. LP: Stine.

**May 20**  
**Baylor 8, Texas 2**

Baylor	000	115	010	<b>8 11 0</b>
Texas	010	000	010	<b>2 7 3</b>

WP: Scott. LP: Dunn.

**May 22**  
**Baylor 9, Missouri 2**

Baylor	003	230	010	<b>9 10 1</b>
Missouri	010	100	000	<b>2 8 2</b>

WP: Hawkins. LP: Kiler.

**May 23**  
**Nebraska 4, Baylor 3**

Baylor	010	200	010	<b>3 8 1</b>
Nebraska	013	000	00X	<b>4 7 1</b>

WP: Fries. LP: Evans.

## 2000 BIG 12 CONFERENCE

BRICKTOWN BALLPARK OKLAHOMA CITY

**May 17**  
**Baylor 12, Texas A&M 3**

Texas A&M	000	200	100	<b>3 7 2</b>
Baylor	010	016	40X	<b>12 13 2</b>

WP: Hawkins. LP: Ballouli.

**May 18**  
**Baylor 3, Texas 2**

Texas	002	000	000	<b>2 5 1</b>
Baylor	010	001	001	<b>3 6 2</b>

WP: Evans. LP: Hale.

**May 20**  
**Baylor 10, Texas Tech 1**

Baylor	000	500	203	<b>10 12 1</b>
Texas Tech	000	000	100	<b>1 6 1</b>

WP: Scott. LP: Sellars.

**May 21**  
**Nebraska 11, Baylor 3**

Nebraska	102	410	030	<b>11 15 1</b>
Baylor	000	001	200	<b>3 6 0</b>

WP: Wiles. LP: White.

## 2001 BIG 12 CONFERENCE

BRICKTOWN BALLPARK OKLAHOMA CITY

**May 16**  
**Oklahoma State 18, Baylor 4**

Oklahoma St.	300	240	720	<b>18 18 2</b>
Baylor	400	000	000	<b>4 8 2</b>

WP: Merrigan. LP: White.

**May 17**  
**Iowa State 6, Baylor 5**

Baylor	002	300	000	<b>5 11 2</b>
Iowa State	110	010	003	<b>6 14 1</b>

WP: Twedt. LP: Carlson.



# CONFERENCE TOURNAMENTS

## 2002 BIG 12 CONFERENCE RANGERS BALLPARK ARLINGTON, TEXAS

**May 22**  
**Nebraska 11, Baylor 9**  
Baylor 003 101 400 9 10 1  
Nebraska 041 014 01X 11 15 1  
WP: Marsden. LP: Theodorakos.

**May 23**  
**Kansas State 6, Baylor 2**  
Kansas State 010 301 100 6 10 1  
Baylor 000 000 110 2 10 2  
WP: Smith. LP: J. Taylor.

## 2003 BIG 12 CONFERENCE BRICKTOWN BALLPARK OKLAHOMA CITY

**May 21**  
**Baylor 11, Missouri 0 (7 innings)**  
Baylor 000 506 0 11 14 0  
Missouri 000 000 0 0 3 1  
WP: White. LP: Hill.

**May 22**  
**Nebraska 9, Baylor 5**  
Nebraska 301 010 400 9 10 0  
Baylor 101 000 030 5 12 0  
WP: Robertson. LP: Walker.

**May 23**  
**Baylor 9, Missouri 8**  
Missouri 031 000 400 8 6 0  
Baylor 202 302 00X 9 12 5  
WP: Pape. LP: Broshuis.

**May 24**  
**Baylor 7, Nebraska 5 (14 innings)**  
Baylor 100 400 000 000 02 7 11 2  
Nebraska 000 300 020 000 00 5 8 2  
WP: Carlson. LP: Sillman.

**May 24**  
**Baylor 6, Nebraska 2**  
Nebraska 110 000 000 2 2 1  
Baylor 014 001 00X 6 9 1  
WP: McCormick. LP: Shirek.

**May 25**  
**Texas 10, Baylor 8 (10 innings)**  
Baylor 041 010 002 0 8 6 0  
Texas 100 030 220 2 10 13 1  
WP: Street. LP: Bullock.

## 2004 BIG 12 CONFERENCE RANGERS BALLPARK ARLINGTON, TEXAS

**May 26**  
**Baylor 8, Texas Tech 3**  
Baylor 013 020 002 8 9 1  
Texas Tech 110 010 000 3 8 2  
WP: Taylor. LP: Thomas.

**May 27**  
**Missouri 12, Baylor 1 (7 innings)**  
Missouri 253 001 1 12 14 1  
Baylor 000 010 0 1 5 0  
WP: Hill. LP: Walker.

**May 28**  
**Baylor 14, Oklahoma 4 (7 innings)**  
Oklahoma 040 000 0 4 6 2  
Baylor 001 065 2 14 14 2  
WP: Pape. LP: McAuliff.

**May 29**  
**Missouri 10, Baylor 7**  
Baylor 000 400 300 7 9 2  
Missouri 300 301 30X 10 10 2  
WP: Alexander. LP: Carlson.

## 2005 BIG 12 CONFERENCE BRICKTOWN BALLPARK OKLAHOMA CITY

**May 25**  
**Baylor 2, Kansas 1 (10 innings)**  
Kansas 100 000 000 0 1 5 0  
Baylor 010 000 000 1 2 6 2  
WP: Woody. LP: Quick.

**May 26**  
**Baylor 8, Oklahoma State 3**  
Baylor 005 000 003 8 11 4  
Oklahoma St. 200 000 001 3 8 1  
WP: Taylor. LP: Kronkosky.

**May 28**  
**Baylor 9, Texas 8**  
Baylor 100 040 220 9 11 2  
Texas 200 320 100 8 13 1  
WP: Bullock. LP: Jo. Street.

**May 29**  
**Nebraska 1, Baylor 0**  
Nebraska 000 001 000 1 3 0  
Baylor 000 000 000 0 3 2  
WP: Duensing. LP: McCormick.

## 2006 BIG 12 CONFERENCE BRICKTOWN BALLPARK OKLAHOMA CITY

**May 24**  
**Nebraska 3, Baylor 2**  
Baylor 000 001 100 2 8 0  
Nebraska 001 000 11X 3 5 1  
WP: Watson. LP: Cassavechia.

**May 25**  
**Texas 16, Baylor 8**  
Texas 140 702 200 16 20 0  
Baylor 004 201 001 8 10 1  
WP: Walker. LP: LaMotta.

**May 27**  
**Baylor 5, Texas Tech 3**  
Baylor 001 004 000 5 9 0  
Texas Tech 001 001 100 3 11 2  
WP: VanAllen. LP: Hynes.

## 2007 BIG 12 CONFERENCE BRICKTOWN BALLPARK OKLAHOMA CITY

**May 23**  
**Baylor 3, Oklahoma State 1**  
Baylor 000 000 300 3 7 1  
Oklahoma State 000 000 100 1 8 1  
WP: Mandel. LP: Kent.

**May 25**  
**Baylor 10, Missouri 5**  
Missouri 200 200 100 5 9 0  
Baylor 300 050 20X 10 15 0  
WP: Linebaugh. LP: Crow.

**May 26**  
**Baylor 7, Oklahoma 6**  
Baylor 202 300 000 7 9 3  
Oklahoma 000 001 122 6 12 1  
WP: Volz. LP: Mottern.

**May 27**  
**Texas A&M 14, Baylor 6**  
Texas A&M 230 021 420 14 20 0  
Baylor 020 030 100 6 13 3  
WP: Campfield. LP: Mackey.

## 2008 BIG 12 CONFERENCE BRICKTOWN BALLPARK OKLAHOMA CITY

**May 21**  
**Baylor 10, Nebraska 4**  
Baylor 012 001 420 10 9 0  
Nebraska 000 200 200 4 7 2  
WP: Tolleson. LP: Jennings.

**May 23**  
**Oklahoma State 14, Baylor 3**  
Oklahoma State 106 102 4 14 18 0  
Baylor 010 200 0 3 9 1  
WP: Oliver. LP: Fritsch.

**May 24**  
**Kansas State 3, Baylor 2**  
Baylor 000 002 000 2 8 2  
Kansas State 000 102 00X 3 7 2  
WP: Murray. LP: Volz.

## 2009 BIG 12 CONFERENCE BRICKTOWN BALLPARK OKLAHOMA CITY

**May 20**  
**Baylor 14, Texas 9**  
Baylor 201 008 201 14 15 2  
Texas 322 000 200 9 14 1  
WP: Fritsch. LP: Dicharry.

**May 21**  
**Kansas State 9, Baylor 4**  
Kansas State 200 300 211 9 11 0  
Baylor 001 000 300 4 9 1  
WP: Morris. LP: Kempf.

**May 23**  
**Baylor 8, Kansas 4**  
Kansas 004 000 000 4 8 1  
Baylor 330 100 10X 8 13 0  
WP: Fritsch. LP: Ridenhour.

## 2010 BIG 12 CONFERENCE BRICKTOWN BALLPARK OKLAHOMA CITY

**May 26**  
**Baylor 11, Kansas State 8**  
Baylor 233 001 110 11 13 0  
Kansas State 100 60 000 8 11 0  
WP: Kempf. LP: Marshall.

**May 28**  
**Baylor 8, Oklahoma 3**  
Oklahoma 001 020 000 3 9 1  
Baylor 005 001 20X 8 9 0  
WP: Fritsch. LP: Neal.

**May 29**  
**Baylor 6, Kansas 3**  
Baylor 120 003 000 6 8 1  
Kansas 000 003 000 3 12 0  
WP: Ringenberg. LP: Poppe.

**May 30**  
**Texas A&M 5, Baylor 3 (10 innings)**  
Baylor 010 001 010 0 3 10 0  
Texas A&M 000 000 012 2 5 11 1  
WP: Stilson. LP: Pinckard.

## 2011 BIG 12 CONFERENCE BRICKTOWN BALLPARK OKLAHOMA CITY

**May 25**  
**Oklahoma State 6, Baylor 2**  
Baylor 002 000 000 2 10 3  
Oklahoma State 000 004 02X 6 6 1  
WP: Herrera. LP: Verrett.

**May 26**  
**Texas 6, Baylor 1**  
Texas 000 400 101 6 11 0  
Baylor 100 000 000 1 1 3  
WP: Jungmann. LP: Turley.

## 2012 BIG 12 CONFERENCE BRICKTOWN BALLPARK OKLAHOMA CITY

**May 23**  
**Baylor 11, Kansas State 1**  
Kansas State 000 001 0 1 5 0  
Baylor 000 333 2 11 14 0  
WP: Turley. LP: Bahramzadeh.

**May 24**  
**Oklahoma 3, Baylor 2**  
Baylor 000 200 000 2 6 0  
Oklahoma 000 100 101 3 10 3  
WP: Okert. LP: Newman.

**May 25**  
**Baylor 11, Kansas State 2**  
Baylor 220 101 041 11 11 1  
Kansas State 000 000 200 2 7 4  
WP: Bremer. LP: Youngdahl.

**May 26**  
**Oklahoma 7, Baylor 2**  
Oklahoma 030 130 000 7 8 0  
Baylor 000 100 010 2 7 1  
WP: Gray. LP: Hainsfurther.

## 2013 BIG 12 CONFERENCE BRICKTOWN BALLPARK OKLAHOMA CITY

**May 23**  
**Oklahoma 2, Baylor 0**  
Baylor 000 000 000 0 3 1  
Oklahoma 101 000 00X 2 6 1  
WP: Gray. LP: Newman.

**May 24**  
**Kansas State 13, Baylor 9**  
Kansas State 000 404 005 13 12 3  
Baylor 023 201 010 9 8 0  
WP: Esquivel. LP: Michalec.

**May 25**  
**Texas Tech 8, Baylor 2**  
Baylor 010 010 000 2 5 2  
Texas Tech 001 022 03X 8 8 0  
WP: Withrow. LP: Stone.



# CONFERENCE TOURNAMENTS

## 2014 BIG 12 CONFERENCE BRICKTOWN BALLPARK OKLAHOMA CITY

**May 21**  
**TCU 8, Baylor 5**  
Baylor 000 000 014 5 11 1  
TCU 201 103 10X 8 14 1  
WP: Kipper. LP: Newman.

**May 22**  
**Baylor 4, Kansas 3**  
Kansas 010 002 000 3 8 0  
Baylor 004 000 00X 4 6 1  
WP: Tolson. LP: Duncan.

**May 23**  
**Baylor 9, West Virginia 4**  
Baylor 000 110 520 9 10 2  
West Virginia 100 001 002 4 6 2  
WP: Lewis. LP: Vance.

**May 24**  
**TCU 4, Baylor 1**  
TCU 001 000 210 4 13 0  
Baylor 000 100 000 1 6 0  
WP: Teakell. LP: Michalec.

## 2015 BIG 12 CONFERENCE ONEOK FIELD TULSA, OKLA.

**May 20**  
**Baylor 6, TCU 5**  
Baylor 200 010 111 6 9 1  
TCU 020 201 000 5 11 1  
WP: Kuntz. LP: Ferrell.

**May 21**  
**Texas 4, Baylor 3**  
Baylor 000 000 003 3 5 1  
Texas 020 001 001 4 13 0  
WP: Culbreth. LP: Tolson.

**May 22**  
**Baylor 5, Texas Tech 4**  
Texas Tech 002 100 010 4 7 0  
Baylor 121 000 10X 5 8 2  
WP: Lewis. LP: Dusek.

**May 23**  
**Texas 4, Baylor 0**  
Texas 200 000 020 4 7 2  
Baylor 000 000 000 0 2 0  
WP: Mayes. LP: Kay.

## 2016 BIG 12 CONFERENCE BRICKTOWN BALLPARK OKLAHOMA CITY

**May 25**  
**TCU 12, Baylor 5**  
Baylor 021 002 000 5 10 1  
TCU 023 203 02X 12 17 0  
WP: Wymer. LP: Castano.

**May 26**  
**Texas 15, Baylor 3**  
Texas 304 010 7 15 15 0  
Baylor 001 011 0 3 10 3  
WP: Cooper. LP: Tolson.

## 2017 BIG 12 CONFERENCE BRICKTOWN BALLPARK OKLAHOMA CITY

**May 24**  
**West Virginia 11, Baylor 1**  
Baylor 000 000 10 1 3 1  
West Virginia 701 100 02 11 14 0  
WP: Kearns. LP: Lewis.

**May 25**  
**Texas Tech 4, Baylor 1**  
Baylor 000 000 100 1 10 0  
Texas Tech 030 000 10X 4 9 0  
WP: Gingery. LP: Parsons.

## 2018 BIG 12 CONFERENCE BRICKTOWN BALLPARK OKLAHOMA CITY

**May 23**  
**Baylor 4, Oklahoma 0**  
Baylor 200 000 011 4 8 0  
Oklahoma 020 001 001 0 4 3  
WP: Bradford. LP: Irvin.

**May 24**  
**Baylor 10, Kansas 5**  
Baylor 010 000 040 5 5 2  
Texas 020 001 001 10 11 1  
WP: Kettler. LP: Zeferjahn.

**May 26**  
**Baylor 10, Oklahoma 3**  
Baylor 010 203 022 10 9 1  
Oklahoma 001 200 000 3 6 2  
WP: Phillips. LP: Perez, D.

**May 26**  
**Baylor 6, TCU 5**  
TCU 011 000 020 01 5 8 2  
Baylor 300 100 001 02 6 10 2  
WP: Montemayor. LP: Boyles.

## 2019 BIG 12 CONFERENCE BRICKTOWN BALLPARK OKLAHOMA CITY

**May 22**  
**Baylor 8, Oklahoma 2**  
Baylor 000 000 110 2 9 0  
Oklahoma 200 203 10X 8 9 1  
WP: Dickens. LP: Cavalli.

**May 23**  
**Oklahoma State 5, Baylor 0**  
Baylor 000 203 000 5 7 3  
Texas 000 000 000 0 3 3  
WP: Elliott. LP: Winston.

**May 24**  
**TCU 5, Baylor 2**  
TCU 003 100 100 5 7 3  
Baylor 001 000 100 2 3 3  
WP: Williamson. LP: Ashkinos.

*No 2020 Big 12 Championship was held due to COVID-19 pandemic.*

## 2021 BIG 12 CONFERENCE BRICKTOWN BALLPARK OKLAHOMA CITY

**May 26**  
**Texas Tech 11, Baylor 4**  
Baylor 000 001 300 4 7 0  
Texas Tech 312 201 20X 11 11 1  
WP: Montgomery. LP: Caley, C.

**May 27**  
**Kansas State 9, Baylor 4**  
Kansas State 000 002 700 9 12 0  
Baylor 001 200 100 4 8 0  
WP: Seymour. LP: Winston.

## 2022 BIG 12 CONFERENCE GLOBE LIFE FIELD ARLINGTON, TEXAS

**May 25**  
**TCU 4, Baylor 2**  
Baylor 100 001 000 2 5 0  
TCU 000 002 020 4 7 0  
WP: Muhlbauer. LP: Golomb.

**May 26**  
**Oklahoma State 11, Baylor 1**  
Baylor 001 000 0XX 1 3 2  
Oklahoma State 013 202 3XX 11 16 1  
WP: Campbell. LP: Jackson.

## 2025 BIG 12 CONFERENCE GLOBE LIFE FIELD ARLINGTON, TEXAS

**May 21**  
**Oklahoma State 4, Baylor 3**  
Baylor 002 010 000 3 7 2  
TCU 010 002 10X 4 5 2  
WP: Pesca. LP: Davenport.

## ALL-TIME RECORD 49-56

Southwest Conference	12-12
Big 12 Conference	37-44
Arlington, Texas	2-7
Austin, Texas	9-2
College Station, Texas	1-4
Fayetteville, Ark.	1-4
Lubbock, Texas	1-2
Oklahoma City, Okla.	33-35
All-Sports Stadium	0-2
Bricktown Ballpark	33-33
Tulsa, Okla.	2-2
Opening Games	18-15
Southwest Conference	5-4
Big 12 Conference	14-11
Title Games	3-6
Southwest Conference	3-0
Big 12 Conference	1-6
Elimination Games	8-20
Southwest Conference	1-6
Big 12 Conference	8-16
Tournament Format	39-46
Pool Play Format	10-10




# NO-HITTERS




**JIM RATH**

**ROD ROBINSON**



**ANDY BEENE**



**CRAIG GUMMELT**



**JERRY ARNOLD**



**BOBBY STONE**

### JIM RATH . ROD ROBINSON

BAYLOR 11, AUSTIN COLLEGE 0

MARCH 5, 1966 • AUSTIN, TEXAS

	IP	H	R	ER	BB	SO
Rath	5.0	0	0	0	1	3
Robinson	2.0	0	0	0	1	5

### ANDY BEENE

BAYLOR 4, TEXAS TECH 0

MARCH 10, 1979 • WACO, TEXAS

	IP	H	R	ER	BB	SO
Beene	9.0	0	0	0	5	8

### JERRY ARNOLD

BAYLOR 2, TCU 0

APRIL 3, 1982 • FORT WORTH, TEXAS

Baylor	AB	R	H	BI	TCU	AB	R	H	BI
Woods, ss	3	0	0	0	Herrick, 2b	2	0	0	0
Stagner, 2b	4	0	0	0	Coltage, ss	3	0	0	0
Trevathan, c	3	1	1	0	Barrett, 3b	3	0	0	0
Davis, 1b	3	1	0	0	Houk, dh	3	0	0	0
Wood, 3b	2	0	0	0	Lee, lf	3	0	0	0
Hibbert, lf	3	0	1	1	Day, c	2	0	0	0
Hill, rf	3	0	1	1	Davis, rf	2	0	0	0
Hubenak, dh	2	0	1	0	Twardowski, 1b	2	0	0	0
Mack, cf	2	0	0	0	Wagner, cf	2	0	0	0
Arnold, p	0	0	0	0	Leiss, p	0	0	0	0
Totals	25	2	4	2	Perlman, p	0	0	0	0
					Totals	22	0	0	0

Baylor	IP	H	R	ER	BB	K
Arnold (W, 3-5)	7.0	0	0	0	1	5

TCU	IP	H	R	E	BB	K
Leiss (L, 2-3)	6.0	4	2	2	4	6
Perlman	1.0	0	0	0	1	2

WP — none. HB — Leiss. PB — Trevathan. T — 1:55 A — 300.

### BLAINE BEATTY . CRAIG GUMMLET

BAYLOR 5, ST. MARY'S 0

FEB. 16, 1985 • SAN ANTONIO, TEXAS

Baylor	AB	R	H	BI	St. Mary's	AB	R	H	BI
Dennis, ss	4	1	2	1	Pawelek, cf	2	0	0	0
Meyer, 2b	4	1	1	0	Lutz, ss	3	0	0	0
Shepherd, rf	3	1	1	2	Henerie, lf	2	0	0	0
Ball, rf	0	0	0	0	Carullo, dh	2	0	0	0
Patterson, dh	2	1	1	0	Brown, 1b	2	0	0	0
Malinak, 1b	3	0	1	1	Troutman, 3b	3	0	0	0
Todd, 3b	2	0	0	0	Caldwell, rf	3	0	0	0
Douglas, lf	2	0	1	0	Quiroz, 2b	2	0	0	0
Huey, cf	3	0	0	0	Laws, c	2	0	0	0
Hawkins, c	3	1	0	0	Yon, p	0	0	0	0
Beatty, p	0	0	0	0	Gabino, p	0	0	0	0
Gummelt, p	0	0	0	0	Totals	21	0	0	0
Totals	26	5	7	4					

Baylor	IP	H	R	ER	BB	K
Beatty (W, 1-0)	5.0	0	0	0	3	3
Gummelt (S, 1)	2.0	0	0	0	1	1

St. Mary's	IP	H	R	ER	BB	K
Yon (L, 0-1)	2.2	5	5	3	3	0
Gabino	4.1	2	0	0	2	3

WP — Yon. HB — none. PB — none. T — 2:00 A — 269.

### BOBBY STONE . BRYAN McCARTY

BAYLOR 6, ST. EDWARDS 0

FEB. 18, 1987 • WACO, TEXAS

St. Edwards	AB	R	H	BI	Baylor	AB	R	H	BI
Van Horn, ss	3	0	0	0	Meyer, ss	3	1	1	0
Derouen, 2b	2	0	0	0	McAfee, 2b	3	0	2	2
Buckley, cf	3	0	0	0	Stroth, 2b	0	0	0	0
Arredia, 1b	1	0	0	0	Hawkins, dh	4	0	1	0
Felan, ph	1	0	0	0	Malinak, lf, rf	3	0	0	0
Salazar, dh	2	0	0	0	Huey, cf	4	0	0	0
Nemec, ph	1	0	0	0	Jarvie, 1b	1	0	0	0
Cour, c	1	0	0	0	Wilson B, 1b	1	1	1	0
Darby, ph	1	0	0	0	Jones, 3b	4	0	0	0
Watkins, rf	2	0	0	0	Yard, c	1	2	0	0
Jackson, lf	2	0	0	0	Wilson T, rf	2	1	1	1
Chesbrough, 3b	2	0	0	0	Ball, lf	0	1	0	0
Ross, p	0	0	0	0	Stone, p	0	0	0	0
Beck, p	0	0	0	0	McCarty, p	0	0	0	0
Harrell, p	0	0	0	0	Totals	26	6	6	3
Totals	21	0	0	0					

St. Edwards	IP	H	R	ER	BB	K
Ross (L, 0-3)	1.2	3	3	1	2	1
Beck	3.0	1	3	2	4	0
Harrell	1.1	2	0	0	1	1

E — Van Horn 2, Cour. DP — none. LOB — St. Edwards 3, Baylor 10. 2B — none. 3B — T. Wilson. HR — none. HBP — B. Wilson. SH — none. SF — none. SB — Meyer, Derouen, McAfee. CS — none.


Baylor	IP	H	R	ER	BB	K
Stone (W, 1-0)	5.0	0	0	0	3	7
McCarty	2.0	0	0	0	0	3

WP — none. HB — Beck. PB — none. T — 0:00 A — 135.


# NO-HITTERS, CYCLES



**BRYAN MCCARTY**



**DEAN CROW**




**JOE WHARTON**



**KYLE EVANS**



**CORY VANALLEN**



**ZANE CARLSON**

## DEAN CROW . JOE WHARTON

**BAYLOR 11, TEXAS LUTHERAN 0**

FEB. 13, 1993 • WACO, TEXAS

Texas Lutheran	AB	R	H	BI	Baylor	AB	R	H	BI
Agar, cf	3	0	0	0	Crawford, lf	5	0	3	4
Welma, 3b	3	0	0	0	Wharton, dh	5	0	1	1
Powledge, ss	2	0	0	0	Bohny, 3b	3	0	2	0
Garrison, c	2	0	0	0	Marshall, c	3	0	0	0
Stuewe, rf	3	0	0	0	Jones, lf	0	0	0	0
Alvarado, dh	2	0	0	0	Murphy, rf	3	1	1	0
Johnson, lf	2	0	0	0	Martin, 1b	4	2	1	1
Middlebrook, 1b	2	0	0	0	Trozzo, cf	2	2	1	0
Taylor, 2b	1	0	0	0	Jett, cf	1	1	1	0
Willhaus, p	0	0	0	0	Black, 2b	3	3	2	0
Standley, p	0	0	0	0	Shepherd, ss	3	2	3	4
<b>Totals</b>	<b>20</b>	<b>0</b>	<b>0</b>	<b>0</b>	Crow, p	0	0	0	0
					<b>Totals</b>	<b>33</b>	<b>6</b>	<b>10</b>	<b>6</b>

Texas Lutheran	0	0	0	0	0	0	0	0	2
Baylor	0	3	5	0	0	3	X	-	11 15 1

E - Standley, Taylor. DP - Baylor 2. LOB - Texas Lutheran 3, Baylor 9.  
 2B - Crawford, Murphy, Shepherd. 3B - Martin. HR - none. HBP - Alvarado, Bohny, Garrison. SH - none. SF - none. SB - Trozzo. CS - none.  
 SH - none. SF - none. SB - Hill, Jeffrey. CS - none.

Texas Lutheran	IP	H	R	ER	BB	K
Willhaus (L)	2.0	10	8	7	2	1
Standley	4.0	5	3	3	3	2
Baylor	IP	H	R	ER	BB	K
Crow (W)	5.0	0	0	0	4	3
Wharton (Sv)	2.0	0	0	0	0	2

WP - Crow. HB - Crow 2, Standley. PB - none. T - 2:00. A - 314.

## KYLE EVANS

**BAYLOR 4, IOWA STATE 0**

APRIL 15, 2000 • WACO, TEXAS

Iowa State	AB	R	H	BI	Baylor	AB	R	H	BI
Ferin, cf	3	0	0	0	Bubela, rf	4	1	2	0
Wickham, c	3	0	0	0	Hartshorn, dh	3	0	1	2
Conway, ss	2	0	0	0	Huggins, 1b	4	0	0	0
Runk, lf	3	0	0	0	Shoppach, c	3	0	0	0
O'Brien, 1b	3	0	0	0	Williams, 3b	3	0	0	0
Van Iderstine, rf	3	0	0	0	Saccomanno, 3b	0	0	0	0
Urban, 3b	3	0	0	0	Brewer, ss	4	1	1	0
Allen, dh	2	0	0	0	Dorneman, lf	3	1	1	1
Hampton, 2b	2	0	0	0	Underdown, 2b	2	0	0	0
Somoza, ph	1	0	0	0	Hensley, cf	2	1	0	0
Laesch, p	2	0	0	0	Evans, p	2	0	0	0
<b>Totals</b>	<b>25</b>	<b>0</b>	<b>0</b>	<b>0</b>	<b>Totals</b>	<b>28</b>	<b>4</b>	<b>5</b>	<b>3</b>

Iowa State	0	0	0	0	0	0	0	0	1
Baylor	0	0	0	4	0	0	X	-	4 5 1

E - Hampton, Underdown. DP - Iowa State - 1, Baylor 2. LOB - Iowa State 0, Baylor 5. 2B - Bubela 2, Dorneman. 3B - Brewer. HR - none. HBP - Williams. SH - Underdown. SF - none. SB - none. CS - none.

Iowa State	IP	H	R	ER	BB	K
Laesch(L, 3-7)	8.0	5	4	4	3	4
Baylor	IP	H	R	ER	BB	K
Evans (W, 8-0)	9.0	0	0	0	2	5

WP - Evans. HB - Laesch. PB - Wickham. T - 2:02. A - 2,720.

## CORY VANALLEN . ZANE CARLSON

**BAYLOR 1, LOYOLA MARYMOUNT 0**

FEB. 15, 2004 • WACO, TEXAS

LMU	AB	R	H	BI	Baylor	AB	R	H	BI
Lockin, ss	3	0	0	0	Sutton, 2b	3	0	1	0
Pettit, lf	2	0	0	0	Griffin, 3b	3	0	1	1
Oller, dh	3	0	0	0	Ford, dh	3	0	0	0
Koch, c	3	0	0	0	Clements, 1b	2	0	0	0
Cooper, rf	2	0	0	0	Pankratz, rf	2	0	0	0
McGill, 2b	2	0	0	0	Dillon, c	2	0	0	0
Mura, 3b	2	0	0	0	Reynolds, ss	2	0	0	0
Higashi, 1b	0	0	0	0	Mandel, lf	2	0	1	0
Herrera, 1b	0	0	0	0	Fortenberry, cf	1	1	0	0
Frazer, cf	2	0	0	0	VanAllen, p	0	0	0	0
Quaglieri, p	0	0	0	0	Carlson, p	0	0	0	0
<b>Totals</b>	<b>21</b>	<b>0</b>	<b>0</b>	<b>0</b>	<b>Totals</b>	<b>20</b>	<b>1</b>	<b>3</b>	<b>1</b>

LMU	0	0	0	0	0	0	0	1
Baylor	0	0	0	0	1	X	-	4 5 1

E - Sutton. DP - none. LOB - LMU 1, Baylor 2. 2B - Mandel. 3B - none. HR - none. HBP - none. SH - Pettit. SF - none. SB - none. CS - none.

LMU	IP	H	R	ER	BB	K
Quaglieri (L, 0-1)	6.0	3	1	1	1	5
Baylor	IP	H	R	ER	BB	K
VanAllen (W, 1-0)	6.0	0	0	0	0	4
Carlson (Sv, 1)	1.0	0	0	0	0	1

WP - Quaglieri. HB - none. PB - none. T - 1:29. A - 2622.

## THE CYCLE

### SHANE NOLEN

**BAYLOR 12, TEXAS TECH 3**

MARCH 10, 1978 • LUBBOCK, TEXAS

**STATS:**  
5-for-6, 3 runs, 4 RBI

**PLATE APPEARANCES:**  
**1st Inning:** double to center  
**3rd Inning:** no record  
**5th Inning:** triple to center  
**6th Inning:** two-run home run to left-center  
**8th Inning:** single  
**8th Inning:** two-run double

### MICHAEL GRIFFIN

**BAYLOR 15, CENTENARY 1**

MARCH 6, 2003 • WACO, TEXAS

**STATS:**  
4-for-5, 3 runs, 6 RBI

**PLATE APPEARANCES:**  
**1st Inning:** RBI double to right-center  
**3rd Inning:** single up the middle  
**4th Inning:** RBI ground out to second  
**6th Inning:** three-RBI triple to right-center  
**7th Inning:** solo home run to left-center

### JOSH FORD

**TEXAS TECH 12, BAYLOR 6**

MAY 23, 2004 • LUBBOCK, TEXAS

**STATS:**  
4-for-4, 2 runs, 1 RBI

**PLATE APPEARANCES:**  
**2nd Inning:** single through left side  
**3rd Inning:** triple to left-center  
**5th Inning:** hit by pitch  
**7th Inning:** solo home run down left-field line  
**8th Inning:** double to left-center



# ALL-AMERICANS

## LARRY ISBELL, C

1952 FIRST-TEAM ALL-AMERICA (ABCA)

## MICKEY SULLIVAN, OF

1953 FIRST-TEAM ALL-AMERICA (ABCA)

1954 FIRST-TEAM ALL-AMERICA (ABCA)

## BOBBY BENGEC, C

1954 THIRD-TEAM ALL-AMERICA (ABCA)

## JERRY MALLET, CF

1957 FIRST-TEAM ALL-AMERICA (CB)

## STEVE MACKO, SS

1977 FIRST-TEAM ALL-AMERICA (ABCA)

YEAR	GP-GS	AVG	AB	R	H	2B	3B	HR	RBI	SLG	BB	K	SB-SBA
1976	34-30	.285	123	25	35	13	1	1	18	.431	21	24	11-13
1977	56-56	.417	223	68	93	22	7	8	49	.686	38	29	7-11
<b>Totals</b>	<b>90-86</b>	<b>.370</b>	<b>346</b>	<b>93</b>	<b>128</b>	<b>35</b>	<b>8</b>	<b>9</b>	<b>67</b>	<b>.595</b>	<b>59</b>	<b>53</b>	<b>18-24</b>

## JASON MARSHALL, C

1993 ALL-AMERICA (CB)

YEAR	GP	AVG	AB	R	H	2B	3B	HR	RBI	SLG	BB	K	SB-SBA
1992	51	.247	150	18	37	6	0	2	21	.320	15	30	4-6
1993	59	.335	194	46	65	13	3	11	59	.591	29	46	1-4
<b>Totals</b>	<b>110</b>	<b>.305</b>	<b>334</b>	<b>64</b>	<b>102</b>	<b>19</b>	<b>3</b>	<b>13</b>	<b>80</b>	<b>.556</b>	<b>44</b>	<b>76</b>	<b>5-10</b>

## JOE WHARTON, DH/P

1993 ALL-AMERICA (CB)

YEAR	GP	AVG	AB	R	H	2B	3B	HR	RBI	SLG	BB	K	SB-SBA
1992	6	.182	111	2	0	0	0	0	2	.182	20	0	0-0
1993	56	.345	194	42	67	12	5	4	35	.561	20	11	9-13
<b>Totals</b>	<b>62</b>	<b>.337</b>	<b>205</b>	<b>43</b>	<b>69</b>	<b>12</b>	<b>5</b>	<b>4</b>	<b>37</b>	<b>.493</b>	<b>22</b>	<b>11</b>	<b>9-13</b>

YEAR	ERA	W-L	G/GS	CG	SHo	SV	IP	H	R	ER	BB	K	WP	HB
1992	5.01	3-3	16/1	0	0/0	4	32.1	34	20	18	13	33	0	3
1993	2.54	10-3	21/9	5	0/0	3	85.0	69	30	24	29	85	1	4
<b>Totals</b>	<b>3.22</b>	<b>13-6</b>	<b>37/10</b>	<b>5</b>	<b>0/0</b>	<b>7</b>	<b>117.1</b>	<b>103</b>	<b>50</b>	<b>42</b>	<b>42</b>	<b>118</b>	<b>1</b>	<b>7</b>

## MARTY CRAWFORD, 2B

1996 SECOND-TEAM ALL-AMERICA (NCBWA)

YEAR	GP-GS	AVG	AB	R	H	2B	3B	HR	RBI	SLG	BB	K	SB-SBA
1993	60-56	.350	234	49	82	13	4	1	29	.453	31	13	9-15
1994	53-53	.353	201	35	71	10	3	1	35	.448	23	6	8-16
1995	53-53	.350	197	34	69	16	6	1	38	.508	28	10	10-14
1996	59-59	.414	232	54	96	24	2	10	67	.664	37	8	2-3
<b>Totals</b>	<b>225-221</b>	<b>.368</b>	<b>864</b>	<b>172</b>	<b>318</b>	<b>63</b>	<b>15</b>	<b>13</b>	<b>169</b>	<b>.521</b>	<b>119</b>	<b>37</b>	<b>29-48</b>

## KRIS LAMBERT, LHP

1997 THIRD-TEAM ALL-AMERICA (NCBWA)

YEAR	ERA	W-L	G/GS	CG	SHo	SV	IP	H	R	ER	BB	K	WP	HB
1994	7.55	1-2	22/3	0	0	1	39.1	39	38	33	36	42	7	3
1995	5.02	3-5	17/15	0	0	0	80.2	87	56	45	41	65	6	5
1996	3.67	10-5	21/14	8	1	1	108.0	101	51	44	41	81	8	6
1997	4.35	8-6	19/16	4	0	0	109.2	111	68	53	36	104	9	7
<b>Totals</b>	<b>5.15</b>	<b>22-18</b>	<b>79/48</b>	<b>12</b>	<b>1</b>	<b>2</b>	<b>336.5</b>	<b>338</b>	<b>213</b>	<b>175</b>	<b>154</b>	<b>292</b>	<b>30</b>	<b>21</b>

## JASON JENNINGS, RHP/DH

1998 FIRST-TEAM ALL-AMERICA (NCBWA, TSN)

1998 THIRD-TEAM ALL-AMERICA (BA, CB)

1999 FIRST-TEAM ALL-AMERICA (UNANIMOUS)

YEAR	GP-GS	AVG	AB	R	H	2B	3B	HR	RBI	SLG	BB	K	SB-SBA
1997	49-36	.304	158	25	48	13	0	4	35	.462	23	22	2-2
1998	58-53	.327	211	42	69	14	0	18	58	.649	21	26	0-0
1999	65-65	.386	233	52	90	14	0	17	68	.665	49	35	1-2
<b>Totals</b>	<b>172-154</b>	<b>.344</b>	<b>602</b>	<b>119</b>	<b>207</b>	<b>41</b>	<b>0</b>	<b>39</b>	<b>161</b>	<b>.606</b>	<b>93</b>	<b>83</b>	<b>3-4</b>

YEAR	ERA	W-L	G/GS	CG	SHo	SV	IP	H	R	ER	BB	K	WP	HB
1997	2.90	3-5	27/0	0	0	10	49.2	34	24	16	22	79	6	3
1998	5.08	11-4	20/16	6	0	2	117.0	123	83	66	53	126	15	7
1999	2.58	13-2	22/18	9	3	3	1146.2	102	50	42	50	172	12	2
<b>Totals</b>	<b>3.56</b>	<b>27-11</b>	<b>69/34</b>	<b>15</b>	<b>3</b>	<b>13</b>	<b>313.1</b>	<b>259</b>	<b>157</b>	<b>124</b>	<b>125</b>	<b>377</b>	<b>33</b>	<b>12</b>

## CHARLEY CARTER, 1B

1998 SECOND-TEAM ALL-AMERICA (ABCA)

1998 THIRD-TEAM ALL-AMERICA (CB)

YEAR	GP-GS	AVG	AB	R	H	2B	3B	HR	RBI	SLG	BB	K	SB-SBA
1998	62-62	.402	246	57	99	24	2	21	86	.772	27	27	1-4
<b>Totals</b>	<b>62-62</b>	<b>.402</b>	<b>246</b>	<b>57</b>	<b>99</b>	<b>24</b>	<b>2</b>	<b>21</b>	<b>86</b>	<b>.772</b>	<b>27</b>	<b>27</b>	<b>1-4</b>

## KIP WELLS, RHP

1998 SECOND-TEAM ALL-AMERICA (BA)

1998 THIRD-TEAM ALL-AMERICA (ABCA, CB)

YEAR	ERA	W-L	G/GS	CG	SHo	SV	IP	H	R	ER	BB	K	WP	HB
1996	6.27	5-6	15/11	2	0	0	79.0	90	66	55	38	74	10	10
1997	6.35	3-4	17/15	0	0	0	79.1	105	82	56	51	79	9	5
1998	3.71	13-4	20/19	4	0	0	123.2	121	65	51	44	135	11	3
<b>Totals</b>	<b>5.44</b>	<b>21-14</b>	<b>52/45</b>	<b>6</b>	<b>0</b>	<b>0</b>	<b>281.3</b>	<b>316</b>	<b>213</b>	<b>162</b>	<b>133</b>	<b>288</b>	<b>30</b>	<b>18</b>

## ERIC NELSON, 2B

1999 THIRD-TEAM ALL-AMERICA (BA)

YEAR	GP-GS	AVG	AB	R	H	2B	3B	HR	RBI	SLG	BB	K	SB-SBA
1996	44-41	.331	160	42	53	12	2	0	29	.431	33	32	3-7
1997	55-55	.368	242	46	89	16	4	4	46	.517	24	46	20-23
1998	61-61	.317	262	63	83	16	3	13	50	.550	18	50	15-18
1999	65-65	.362	282	77	102	20	6	17	79	.665	26	32	22-25
<b>Totals</b>	<b>225-172</b>	<b>.356</b>	<b>946</b>	<b>228</b>	<b>327</b>	<b>15</b>	<b>15</b>	<b>34</b>	<b>184</b>	<b>.501</b>	<b>79</b>	<b>91</b>	<b>60-73</b>

## JON TOPOLSKI, OF

1999 THIRD-TEAM ALL-AMERICA (NCBWA)

YEAR	GP-GS	AVG	AB	R	H	2B	3B	HR	RBI	SLG	BB	K	SB-SBA
1996	58-58	.319	238	68	76	9	6	3	26	.445	39	32	16-22
1997	55-55	.353	238	69	84	13	6	11	46	.597	42	38	13-18
1998	61-61	.344	250	74	86	7	11	19	54	.688	49	48	22-30
1999	65-65	.386	233	52	90	14	0	17	68	.665	49	35	1-2
<b>Totals</b>	<b>239-239</b>	<b>.351</b>	<b>959</b>	<b>263</b>	<b>336</b>	<b>43</b>	<b>23</b>	<b>50</b>	<b>194</b>	<b>.569</b>	<b>179</b>	<b>153</b>	<b>52-72</b>

## CHAD HAWKINS, RHP

2000 FIRST-TEAM ALL-AMERICA (TSN)

2000 THIRD-TEAM ALL-AMERICA (ABCA, BA, CB, NCBWA)

YEAR	ERA	W-L	G/GS	CG	SHo	SV	IP	H	R	ER	BB	K	WP	HB
1999	3.89	7-3	21/16	4	0	3	115.2	114	60	50	27	108	14	11
2000	1.82	11-5	16/16	7	1	0	123.1	99	36	25	36	106	5	5
<b>Totals</b>	<b>2.85</b>	<b>18-8</b>	<b>37/32</b>	<b>11</b>	<b>1</b>	<b>3</b>	<b>238.3</b>	<b>213</b>	<b>96</b>	<b>75</b>	<b>63</b>	<b>214</b>	<b>19</b>	<b>16</b>



# ALL-AMERICANS

## ZANE CARLSON, RHP

2000 THIRD-TEAM ALL-AMERICA (CB)

YEAR	ERA	W-L	G/GS	CG	SHO	SV	IP	H	R	ER	BB	K	WP	HB
2000	2.28	1-2	24/0	0	0	15	43.1	28	13	11	21	46	5	4
2001	5.45	1-6	24/0	0	0	8	38.0	51	30	23	14	44	13	5
2002	4.00	4-0	10/0	0	0	0	18.0	17	10	8	7	20	5	0
2003	2.61	3-4	30/1	0	0	11	58.2	46	21	17	14	71	5	5
2004	5.35	0-4	23/0	0	0	3	33.2	31	22	20	15	44	8	4
<b>TOTALS</b>	<b>3.71</b>	<b>9-16</b>	<b>111/1</b>	<b>0</b>	<b>0</b>	<b>37</b>	<b>191.2</b>	<b>173</b>	<b>96</b>	<b>79</b>	<b>71</b>	<b>225</b>	<b>36</b>	<b>18</b>

## KELLY SHOPPACH, C

2001 FIRST-TEAM ALL-AMERICA (UNANIMOUS)

YEAR	GP-GS	AVG	AB	R	H	2B	3B	HR	RBI	SLG	BB	K	SB-SBA
1999	30-21	.222	72	12	16	5	0	4	13	.458	9	21	1-1
2000	59-57	.296	199	51	59	14	1	10	39	.528	36	50	4-4
2001	61-61	.397	234	51	93	20	2	12	69	.654	24	52	4-6
<b>TOTALS</b>	<b>150-139</b>	<b>.333</b>	<b>505</b>	<b>114</b>	<b>168</b>	<b>39</b>	<b>3</b>	<b>26</b>	<b>121</b>	<b>.576</b>	<b>69</b>	<b>123</b>	<b>9-11</b>

## DAVID MURPHY, OF

2003 FIRST-TEAM ALL-AMERICA (ABCA, BA, NCBWA)

YEAR	GP-GS	AVG	AB	R	H	2B	3B	HR	RBI	SLG	BB	K	SB-SBA
2001	60-54	.271	199	34	54	16	3	5	37	.457	29	33	9-9
2002	47-45	.318	173	29	55	10	4	6	38	.526	19	23	2-4
2003	68-68	.413	293	84	121	18	4	11	67	.614	42	22	3-5
<b>TOTALS</b>	<b>175-167</b>	<b>.346</b>	<b>665</b>	<b>147</b>	<b>230</b>	<b>44</b>	<b>11</b>	<b>22</b>	<b>142</b>	<b>.544</b>	<b>90</b>	<b>78</b>	<b>14-18</b>

## CHRIS DURBIN, OF

2003 THIRD-TEAM ALL-AMERICA (BA)

YEAR	GP-GS	AVG	AB	R	H	2B	3B	HR	RBI	SLG	BB	K	SB-SBA
2000	40-28	.288	104	17	30	6	1	3	16	.452	15	16	2-5
2001	61-61	.358	260	63	93	25	1	14	57	.623	20	29	11-13
2002	62-62	.352	244	62	86	25	4	6	46	.561	36	36	9-11
2003	67-67	.346	283	94	98	23	4	18	50	.647	42	43	9-14
<b>TOTALS</b>	<b>230-218</b>	<b>.345</b>	<b>891</b>	<b>236</b>	<b>307</b>	<b>79</b>	<b>10</b>	<b>41</b>	<b>169</b>	<b>.594</b>	<b>112</b>	<b>124</b>	<b>31-43</b>

## JOSH LUDY, C

2012 FIRST-TEAM ALL-AMERICA (BA)

2012 SECOND-TEAM ALL-AMERICA (ABCA, NCBWA)

2012 THIRD-TEAM ALL-AMERICA (CB)

YEAR	GP-GS	AVG	AB	R	H	2B	3B	HR	RBI	SLG	BB	K	SB-SBA
2009	21-2	.280	25	6	7	4	0	2	8	.680	4	5	0-0
2010	29-14	.322	59	6	19	6	0	0	8	.424	9	16	0-0
2011	57-53	.278	205	26	57	10	1	3	34	.380	19	40	2-2
2012	63-63	.362	232	41	84	15	0	16	71	.634	32	41	1-1
<b>TOTALS</b>	<b>170-132</b>	<b>.321</b>	<b>521</b>	<b>79</b>	<b>167</b>	<b>35</b>	<b>1</b>	<b>21</b>	<b>121</b>	<b>.512</b>	<b>64</b>	<b>102</b>	<b>3-3</b>

## JOSH TURLEY, LHP

2012 SECOND-TEAM ALL-AMERICA (CB)

2012 THIRD-TEAM ALL-AMERICA (ABCA, BA)

YEAR	ERA	W-L	G/GS	CG	SHO	SV	IP	H	R	ER	BB	K	WP	HB
2010	4.41	4-0	26/2	0	0/0	1	49.0	60	25	24	16	33	3	6
2011	3.39	4-5	17/14	1	0/0	0	95.2	103	45	36	19	63	2	6
2012	1.96	9-1	17/17	2	0/1	0	110.0	95	31	24	21	79	4	7
<b>TOTALS</b>	<b>2.97</b>	<b>17-6</b>	<b>60/33</b>	<b>3</b>	<b>0/1</b>	<b>1</b>	<b>254.2</b>	<b>258</b>	<b>101</b>	<b>84</b>	<b>56</b>	<b>175</b>	<b>9</b>	<b>19</b>

## TRENT BLANK, RHP

2012 THIRD-TEAM ALL-AMERICA (CB, NCBWA)

YEAR	ERA	W-L	G/GS	CG	SHO	SV	IP	H	R	ER	BB	K	WP	HB
2009	9.36	1-1	15/4	0	0/0	0	25.0	42	28	26	13	22	2	2
2010	5.48	2-1	7/4	0	0/0	0	21.1	24	13	13	4	14	0	1
2011	4.88	5-2	19/10	0	0/0	0	66.1	75	40	36	26	27	5	5
2012	2.23	11-1	19/16	1	0/3	0	105.0	92	30	26	25	61	2	8
<b>TOTALS</b>	<b>4.18</b>	<b>19-5</b>	<b>60/34</b>	<b>1</b>	<b>0/3</b>	<b>0</b>	<b>217.2</b>	<b>233</b>	<b>111</b>	<b>101</b>	<b>68</b>	<b>124</b>	<b>9</b>	<b>16</b>

## LOGAN VICK, CF

2012 THIRD-TEAM ALL-AMERICA (CB)

YEAR	GP-GS	AVG	AB	R	H	2B	3B	HR	RBI	SLG	BB	K	SB-SBA
2010	60-60	.329	228	59	75	17	2	10	27	.553	59	49	11-15
2011	47-46	.213	174	26	37	4	3	2	18	.305	32	34	6-9
2012	64-64	.345	232	50	80	25	0	4	43	.504	43	28	19-28
<b>TOTALS</b>	<b>171-170</b>	<b>.303</b>	<b>634</b>	<b>135</b>	<b>192</b>	<b>46</b>	<b>5</b>	<b>16</b>	<b>88</b>	<b>.467</b>	<b>134</b>	<b>111</b>	<b>36-52</b>

## TROY MONTEMAYOR, RHP

2017 SECOND-TEAM ALL-AMERICA (NCBWA)

YEAR	ERA	W-L	G/GS	CG	SHO	SV	IP	H	R	ER	BB	K	WP	HB
2015	4.95	0-3	21/1	0	0/0	0	43.2	60	26	24	17	26	1	1
2016	0.78	1-1	24/0	0	0/0	14	23.0	15	4	2	9	22	1	0
2017	2.10	3-1	25/0	0	0/0	12	25.2	18	7	6	9	29	1	0
2018	2.39	2-1	23/0	0	0/0	11	26.1	19	7	7	5	24	1	0
<b>TOTALS</b>	<b>2.39</b>	<b>6-6</b>	<b>93/1</b>	<b>0</b>	<b>0/0</b>	<b>37</b>	<b>118.2</b>	<b>112</b>	<b>44</b>	<b>39</b>	<b>40</b>	<b>101</b>	<b>4</b>	<b>1</b>

## CODY BRADFORD, LHP

2018 THIRD-TEAM ALL-AMERICA (CB)

YEAR	ERA	W-L	G/GS	CG	SHO	SV	IP	H	R	ER	BB	K	WP	HB
2017	5.52	5-5	15/14	0	0/0	0	73.1	89	45	45	20	43	1	4
2018	2.51	7-6	14/14	2	2/3	0	96.2	85	29	27	26	87	3	3
2019	4.91	0-0	3/3	0	0/0	0	7.1	6	6	4	4	9	0	0
<b>TOTALS</b>	<b>3.86</b>	<b>12-11</b>	<b>32/31</b>	<b>2</b>	<b>2/3</b>	<b>0</b>	<b>177.1</b>	<b>180</b>	<b>80</b>	<b>76</b>	<b>50</b>	<b>139</b>	<b>4</b>	<b>7</b>

## SHEA LANGELIERS, C

2018 SECOND-TEAM ALL-AMERICA (CB)

2019 THIRD-TEAM ALL-AMERICA (ABCA)

YEAR	GP-GS	AVG	AB	R	H	2B	3B	HR	RBI	SLG	BB	K	SB-SBA
2017	55-55	.313	211	43	66	14	2	10	38	.540	24	37	1-4
2018	58-58	.252	226	49	57	18	2	11	44	.496	35	45	4-5
2019	44-44	.308	185	33	57	9	1	10	42	.530	18	29	4-6
<b>TOTALS</b>	<b>157-157</b>	<b>.289</b>	<b>622</b>	<b>125</b>	<b>180</b>	<b>41</b>	<b>5</b>	<b>31</b>	<b>124</b>	<b>.521</b>	<b>77</b>	<b>111</b>	<b>9-15</b>

## KYLE HILL, RHP

2019 FIRST-TEAM ALL-AMERICA (ABCA, BA, CB, D1, NCBWA)

2019 THIRD-TEAM ALL-AMERICA (PG)

YEAR	ERA	W-L	G/GS	CG	SHO	SV	IP	H	R	ER	BB	K	WP	HB
2016	5.28	1-4	15/8	0	0/0	0	44.1	49	29	26	27	31	3	0
2017	2.98	3-3	30/0	0	0/3	0	42.1	36	19	14	32	54	5	1
2018	2.62	4-1	25/3	0	0/2	1	55.0	36	20	16	32	47	0	1
2019	0.00	6-0	23/0	0	0/1	7	29.1	10	0	0	10	35	1	1
<b>TOTALS</b>	<b>2.95</b>	<b>14-8</b>	<b>93/11</b>	<b>0</b>	<b>0/6</b>	<b>8</b>	<b>171.0</b>	<b>131</b>	<b>68</b>	<b>56</b>	<b>101</b>	<b>167</b>	<b>9</b>	<b>3</b>



# ALL-AMERICANS

## DAVIS WENZEL, 3B

2019 THIRD TEAM ALL-AMERICA (ABCA, BA, D1)

2019 HONORABLE MENTION ALL-AMERICA (PG)

YEAR	GP-GS	AVG	AB	R	H	2B	3B	HR	RBI	SLG	BB	K	SB-SBA
2017	50-47	.301	153	34	46	7	2	8	30	.529	30	22	0-2
2018	58-58	.310	216	38	67	22	1	8	49	.532	39	40	4-6
2019	46-46	.367	177	38	65	19	0	8	42	.610	31	37	11-14
<b>TOTALS</b>	<b>154-151</b>	<b>.326</b>	<b>546</b>	<b>110</b>	<b>178</b>	<b>48</b>	<b>3</b>	<b>24</b>	<b>121</b>	<b>.557</b>	<b>100</b>	<b>99</b>	<b>15-22</b>

## LUKE BOYD, RHP

2021 SECOND-TEAM ALL-AMERICA (CBF)

2021 THIRD-TEAM ALL-AMERICA (NCBWA)

YEAR	ERA	W-L	G/GS	CG	SHO	SV	IP	H	R	ER	BB	K	WP	HB
2017	11.25	1-0	7/1	0	0/1	0	12.0	15	15	15	14	9	0	1
2018	6.97	0-1	9/0	0	0/0	0	10.1	16	8	8	6	8	1	2
2019	2.14	3-0	24/2	0	0/1	0	33.2	19	9	8	18	41	2	0
2020	0.82	1-0	9/0	0	0/1	6	11.0	7	1	1	1	16	1	2
2021	1.27	1-2	24/0	0	0/1	8	28.1	15	4	4	11	43	2	3
<b>TOTAL</b>	<b>3.40</b>	<b>6-3</b>	<b>73/3</b>	<b>0</b>	<b>0/4</b>	<b>14</b>	<b>95.1</b>	<b>72</b>	<b>37</b>	<b>36</b>	<b>50</b>	<b>117</b>	<b>6</b>	<b>8</b>

## JARED MCKENZIE, CF

2021 THIRD-TEAM ALL-AMERICA (PG)

YEAR	GP-GS	AVG	AB	R	H	2B	3B	HR	RBI	SLG	BB	K	SB-SBA
2020	16-16	.406	69	12	28	3	0	0	5	.449	5	7	4-5
2021	51-51	.383	214	62	82	14	4	10	44	.626	15	35	3-4
<b>TOTALS</b>	<b>67-67</b>	<b>.389</b>	<b>283</b>	<b>74</b>	<b>110</b>	<b>17</b>	<b>4</b>	<b>10</b>	<b>49</b>	<b>.583</b>	<b>20</b>	<b>42</b>	<b>7-9</b>

## ANDY THOMAS, C

2021 THIRD-TEAM ALL-AMERICA (ABCA, CB)

YEAR	GP-GS	AVG	AB	R	H	2B	3B	HR	RBI	SLG	BB	K	SB-SBA
2017	14-4	.450	20	7	9	1	2	1	8	.850	5	1	0-0
2018	58-58	.324	216	35	70	10	0	1	34	.384	41	30	4-5
2019	47-47	.335	185	31	62	22	0	4	32	.519	24	31	1-1
2020	14-14	.213	47	5	10	0	0	2	7	.340	11	9	1-1
2021	51-51	.337	193	46	65	11	1	11	60	.575	24	29	1-1
<b>TOTALS</b>	<b>184-174</b>	<b>.327</b>	<b>661</b>	<b>124</b>	<b>216</b>	<b>44</b>	<b>3</b>	<b>19</b>	<b>141</b>	<b>.489</b>	<b>105</b>	<b>100</b>	<b>7-8</b>

## GABE CRAIG, RHP

2025 FIRST-TEAM ALL-AMERICA (BA, CBF, NCBWA)

2025 SECOND-TEAM ALL-AMERICA (D1)

2025 THIRD-TEAM ALL-AMERICA (PG)

YEAR	ERA	W-L	G/GS	CG	SHO	SV	IP	H	R	ER	BB	K	WP	HB
2023	6.75	0-0	18/0	0	0/1	2	13.1	13	11	19	7	17	3	5
2024	3.09	1-0	14/0	0	0/0	0	11.2	8	5	4	11	17	3	3
2025	0.56	3-0	24/0	0	0/1	10	32.0	13	3	2	3	51	3	3
<b>TOTAL</b>	<b>2.53</b>	<b>4-0</b>	<b>56/0</b>	<b>0</b>	<b>0/2</b>	<b>12</b>	<b>57.0</b>	<b>34</b>	<b>19</b>	<b>16</b>	<b>21</b>	<b>85</b>	<b>9</b>	<b>11</b>



# HONORS

## NATIONAL AWARDS

### NATIONAL PLAYER OF THE YEAR

1999 Jason Jennings, P/DH (unanimous)

### GOLDEN SPIKES AWARD

1999 Jason Jennings, P/DH

### DICK HOWSER AWARD

1999 Jason Jennings, P/DH

### ROTARY SMITH AWARD

1999 Jason Jennings, P/DH

### NATIONAL FRESHMAN OF THE YEAR

2000 Zane Carlson, P (Collegiate Baseball)

### JOHNNY BENCH AWARD

2001 Kelly Shoppach, C

### RAWLINGS/ABCA GOLD GLOVE AWARD

2014 Logan Brown, OF

2018 Shea Langeliers, C

### EASTON DEFENSIVE PLAYER OF THE YEAR

2001 Kelly Shoppach, C

### COSIDA NATIONAL ACADEMIC ALL-AMERICAN OF YEAR

1998 Charley Carter, 1B

### ABCA ASSISTANT COACH OF THE YEAR

2006 Mitch Thompson

## USA BASEBALL NATIONAL TEAM

1987 Pat Combs, P  
1988 Pat Combs, P  
1997 Jason Jennings, P  
1998 Steve Smith (assistant coach)  
Jason Jennings, P  
Bryan Loeb, C  
Jon Topolski, OF  
2000 Zane Carlson, P  
2003 Michael Griffin, OF  
2005 Steve Smith (head coach)  
Larry Little (press officer)  
2008 Kendal Volz, P  
Larry Little (press officer)  
2018 Shea Langeliers, C  
Cody Bradford, P  
2019 Nick Loftin, SS

## GREEK OLYMPIC TEAM

2004 Jared Theodorakos, P

## NATIONAL PLAYER OF THE WEEK

### COLLEGIATE BASEBALL

1998 Jon Topolski, OF (3/23-3/29)  
2000 Kyle Evans, P (4/10-4/16)  
2002 Jared Theodorakos, P (2/11-2/17)  
2004 Cory VanAllen, P (2/8-2/15)  
2010 Raynor Campbell, 2B (3/1-3/7)  
2011 Logan Verrett, P (3/7-3/13)  
2012 Josh Ludy, C (4/9-4/15)

### NCBWA

2004 Josh Ford, DH (5/16-5/23)  
2012 Max Muncy, 1B (3/19-3/25)

### COLLEGE BASEBALL INSIDER

2005 Mark McCormick, P (3/15-3/22)  
2010 Raynor Campbell, 2B (3/1-3/7)  
2012 Max Muncy, 1B (3/19-25)

## COLLEGE BASEBALL FOUNDATION

2006 Mike Pankratz, OF (5/6-5/12)

## FRESHMAN ALL-AMERICA

### BASEBALL AMERICA

1996 Jeremy Dodson, OF (HM)  
Jon Topolski, OF (HM)  
1997 Jason Jennings, P (1st Team)  
2000 Zane Carlson, P (1st Team)  
2010 Logan Vick, OF (1st Team)  
2017 Shea Langeliers, C (1st Team)  
2018 Nick Loftin, SS (1st Team)

### COLLEGIATE BASEBALL

1996 Jeremy Dodson, OF (HM)  
Jon Topolski, OF (HM)  
1998 Josh Scott, P (HM)  
2000 Zane Carlson, P (1st Team)  
Mike Huggins, 1B (HM)  
2002 Michael Griffin, 3B (HM)  
2003 Ryan LaMotta, P (1st Team)  
Abe Woody, P (1st Team)  
2006 Beamer Weems, SS  
2007 Raynor Campbell, 3B  
2010 Logan Vick, OF  
Max Muncy, 1B  
2017 Shea Langeliers, C  
2018 Nick Loftin, SS  
2020 Jared McKenzie, OF  
2023 Kolby Branch, SS

### D1BASEBALL.COM

2017 Shea Langeliers, C (1st Team)

### NCBWA

2010 Max Muncy, 1B (2nd Team)  
2017 Shea Langeliers, C (1st Team)  
2021 Jared McKenzie, OF (2nd Team)

## ALL-AMERICA

### UNANIMOUS

1999 Jason Jennings, P/DH  
2000 Chad Hawkins, P  
2001 Kelly Shoppach, C  
2012 Josh Ludy, C/DH

### AMERICAN BASEBALL COACHES ASSOCIATION

1952 Larry Isbell, C (1st Team)  
1953 Mickey Sullivan, OF (1st Team)  
1954 Mickey Sullivan, OF (1st Team)  
1954 Bobby Bengé, C (3rd Team)  
1977 Steve Macko, SS (1st Team)  
1998 Charley Carter, 1B (2nd Team)  
Kip Wells, P (3rd Team)  
1999 Jason Jennings, P/DH (1st Team)  
2000 Chad Hawkins, P (3rd Team)  
2001 Kelly Shoppach, C (1st Team)  
2003 David Murphy, OF (1st Team)  
2012 Josh Ludy, C (2nd Team)  
Josh Turley, P (3rd Team)  
2019 Kyle Hill, P (1st Team)  
Davis Wendzel, 3B (3rd Team)  
Shea Langeliers, C (3rd Team)  
2021 Andy Thomas, C (3rd Team)

## BASEBALL AMERICA

1998 Kip Wells, P (2nd Team)  
Jason Jennings, P/DH (3rd Team)  
1999 Jason Jennings, P/DH (1st Team)  
Eric Nelson, 2B (3rd Team)  
2000 Chad Hawkins, P (3rd Team)  
2001 Kelly Shoppach, C (1st Team)  
2003 Chris Durbin, OF (3rd Team)  
David Murphy, OF (1st Team)  
2012 Josh Ludy, DH (1st Team)  
Josh Turley, P (3rd Team)  
2019 Kyle Hill, P (1st Team)  
Davis Wendzel, INF (3rd Team)  
2025 Gabe Craig, RP (1st Team)

### COLLEGIATE BASEBALL

1957 Jerry Mallett, CF (1st Team)  
1993 Jason Marshall, C  
1993 Joe Wharton, DH/P  
1998 Charley Carter, 1B (3rd Team)  
Jason Jennings, P/DH (3rd Team)  
Kip Wells, P (3rd Team)  
1999 Jason Jennings, P/DH (1st Team)  
2000 Zane Carlson, P (3rd Team)  
Chad Hawkins, P (3rd Team)  
2001 Kelly Shoppach, C (1st Team)  
2012 Josh Turley, P (2nd Team)  
Trent Blank, P (3rd Team)  
Josh Ludy, C (3rd Team)  
Logan Vick, OF (3rd Team)  
2018 Shea Langeliers, C (2nd Team)  
Cody Bradford, P (3rd Team)  
2019 Kyle Hill, P (1st Team)  
Davis Wendzel, INF (3rd Team)  
2021 Andy Thomas, C (3rd Team)

### COLLEGE BASEBALL FOUNDATION

2021 Luke Boyd, P (2nd Team)  
2025 Gabe Craig, RP (1st Team)

### D1BASEBALL.COM

2019 Kyle Hill, P (1st Team)  
Davis Wendzel, 3B (3rd Team)  
2025 Gabe Craig, RP (2nd Team)

### NCBWA

1996 Marty Crawford, 2B (2nd Team)  
1997 Kris Lambert, P (3rd Team)  
1998 Jason Jennings, P/DH (1st Team)  
1999 Jason Jennings, P/DH (1st Team)  
Jon Topolski, OF (3rd Team)  
2000 Chad Hawkins, P (3rd Team)  
2001 Kelly Shoppach, C (1st Team)  
2003 David Murphy, OF (1st Team)  
2012 Josh Ludy, C (2nd Team)  
Trent Blank, P (3rd Team)  
2017 Troy Montemayor, P (2nd Team)  
2019 Kyle Hill, P (1st Team)  
2021 Luke Boyd, P (3rd Team)  
2025 Gabe Craig, RP (1st Team)

### THE SPORTING NEWS

1998 Jason Jennings, P/DH (1st Team)  
1999 Jason Jennings, P/DH (1st Team)  
2000 Chad Hawkins, P (1st Team)  
2001 Kelly Shoppach, C (1st Team)

### PERFECT GAME

2019 Kyle Hill, P (3rd Team)  
Davis Wendzel, 3B (HM)  
2021 Jared McKenzie, OF (3rd Team)  
2025 Gabe Craig, RP (3rd Team)



# HONORS

## COSIDA ACADEMIC ALL-AMERICA

1988	Pat Combs, P (1st Team)
1998	Charley Carter, 1B (1st Team) Jon Topolski, OF (2nd Team) Jason Jennings (3rd Team)
1999	Jason Jennings, P (1st Team) Jon Topolski, OF (2nd Team)
2003	Ross Bennett, IF (1st Team)
2006	Zach Dillon, C (1st Team)
2009	Aaron Miller, OF (2nd Team)
2010	Chris Slater, OF (2nd Team)
2011	Chris Slater, OF (1st Team)
2012	Kolt Browder, P (3rd Team)
2013	Kolt Browder, P (2nd Team)
2014	Doug Ashby, P (2nd Team)
2015	Logan Brown, OF (2nd Team)
2018	Richard Cunningham, DH (3rd Team)
2021	Andy Thomas, C (1st Team)
2025	Gabe Craig, RP (3rd Team)

## COSIDA ACADEMIC ALL-DISTRICT

1998	Charley Carter, 1B Jason Jennings, P Jon Topolski, OF
1999	Mark Cogdill, OF Jason Jennings, P/DH Eric Nelson, 2B Jon Topolski, OF
2000	Kyle Evans, P Preston Underdown, IF
2001	Tim Hartshorn, OF Justin Taylor, P
2002	Ross Bennett, OF
2003	Ross Bennett, IF (1st Team) Michael Griffin, IF (2nd Team)
2004	Michael Griffin, IF (1st Team)
2006	Zach Dillon, C (1st Team) Jeff Mandel, SP/1B (2nd Team)
2007	Matt Czimskey, C (2nd Team) Tim Jackson, DH (2nd Team) Jeff Mandel, SP (2nd Team)
2008	Aaron Miller, OF (1st Team) Shaver Hansen, 3B (2nd Team)
2009	Aaron Miller, OF (1st Team) Kendal Volz, P (1st Team) Shaver Hansen, SS (1st Team)
2010	Chris Slater, OF (1st Team) Willie Kempf, P (2nd Team)
2011	Chris Slater, OF (1st Team) Kolt Browder, P (2nd Team) Steve DalPorto, 2B (2nd Team) Logan Vick, OF (2nd Team)
2012	Kolt Browder, P (1st Team) Logan Vick, OF (1st Team)
2013	Doug Ashby, P (1st Team) Kolt Browder, P (1st Team) Logan Brown, OF (1st Team) Steve DalPorto, IF (1st Team)
2014	Doug Ashby, P (1st Team)
2015	Logan Brown, OF (1st Team)
2018	Cody Bradford, P (1st Team) Richard Cunningham, DH (1st Team)
2019	Andy Thomas, DH (1st Team) Richard Cunningham, OF (1st Team)
2021	Jared McKenzie, OF (1st Team) Andy Thomas, C (1st Team)
2022	Tyler Thomas, P (1st Team)
2023	Anderson Needham, P Cole Posey, INF
2024	Enzo Apodaca, OF Patrick Hail, P Ty Johnson, OF

	Wesley Jordan, OF Hunter Teplanszky, INF
2025	Enzo Apodaca, OF Gabe Craig, RP Lucas Davenport, RP Ty Johnson, OF Wesley Jordan, OF

## SENIOR CLASS AWARD

2019	Richard Cunningham, OF (2nd Team)
2021	Andy Thomas, C (2nd Team)
2022	Tyler Thomas, P (2nd Team)

## ABCA ALL-REGION

1996	Marty Crawford, 2B
1997	Jason Jennings, P
1998	Charley Carter, 1B Jon Topolski, OF Kip Wells, P
1999	Jason Jennings, P/DH Eric Nelson, 2B Jon Topolski, OF
2000	Jaime Bubela, OF Zane Carlson, P Kyle Evans, P Chad Hawkins, P
2001	Chris Durbin, OF Kelly Shoppach, C Steven White, P
2002	Ross Bennett, DH (1st Team) Mike Huggins, 1B (1st Team) Justin Taylor, P (2nd Team)
2003	Ross Bennett, DH (1st Team) David Murphy, OF (1st Team) Chris Durbin, OF (3rd Team)
2004	Josh Ford, DH (2nd Team)
2005	Zach Dillon, DH (2nd Team) Josh Ford, C (2nd Team) Mark McCormick, P (2nd Team)
2006	Zach Dillon, C (2nd Team)
2011	Max Muncy, 1B (2nd Team)
2012	Josh Ludy, C (1st Team) Josh Turley, P (1st Team) Logan Vick, OF (1st Team) Trent Blank, P (2nd Team)
2016	Troy Montemayor, P (1st Team)
2017	Troy Montemayor, P (1st Team)
2019	Shea Langeliers, C (1st Team) Davis Wendzel, 3B (1st Team) Kyle Hill, P (1st Team) Andy Thomas, DH (2nd Team)
2021	Andy Thomas, C (1st Team) Luke Boyd, P (2nd Team) Jared McKenzie, OF (2nd Team)
2025	Tyriq Kemp, SS (1st Team) Gabe Craig, RP (2nd Team)

## CONFERENCE AWARDS

### PLAYER OF THE YEAR

#### Big 12 Conference

1998	Jason Jennings, P/DH (co-POY)
1999	Jason Jennings, P/DH (consensus)
2000	Chad Hawkins, P (AAS)
2001	Kelly Shoppach, C (consensus)
2006	Zach Dillon, C (SAEN)
2012	Josh Ludy, C (Big 12)
2019	Davis Wendzel, 3B (Big 12)

### PITCHER OF THE YEAR

#### Big 12 Conference

2018	Cody Bradford
------	---------------

### SCHOLAR-ATHLETE OF THE YEAR

#### Big 12 Conference

2017	Richard Cunningham
2019	Kyle Hill

### COACH OF THE YEAR

#### Southwest Conference

1977	Mickey Sullivan
1978	Mickey Sullivan
1985	Mickey Sullivan
1988	Mickey Sullivan
1991	Mickey Sullivan

#### Big 12 Conference

1998	Steve Smith (AAS, WTH)
1999	Steve Smith (DMN)
2000	Steve Smith (Big 12)
2005	Steve Smith (AAS, DMN, SAEN, WTH)
2012	Steve Smith (Big 12)
2017	Steve Rodriguez (Big 12)

### NEWCOMER OF THE YEAR

#### Southwest Conference

1995	Tim Peters, P
------	---------------

#### Big 12 Conference

2012	Nathan Orf, DH
2017	Montana Parsons, P

### FRESHMAN OF THE YEAR

#### Big 12 Conference

1997	Jason Jennings, P (AAS)
2000	Zane Carlson, P (Big 12)
2007	Raynor Campbell, 3B (DMN)
2010	Logan Vick, OF (WTH)



# HONORS

## ALL-CONFERENCE

### SOUTHWEST CONFERENCE

- 1922 R.M. Crosby, OF  
Ted Lyons, P
- 1923 Carl Freeze, P  
Ted Lyons, P  
F.B. Strickland, 3B  
Roy Williamson, OF
- 1924 Ralph Collier, 3B  
Carl Freeze, P  
Roy Williamson, OF
- 1925 Carl Freeze, P  
Jack Jones, C  
Bennie Strickland, OF
- 1926 Bennie Strickland, OF
- 1927 Jack Sisco, OF
- 1928 Lowell Douglas, P  
Virgil Gilliland, OF  
Pete Jones, OF  
Johnnie Naylor, OF  
Rudy Shelton, P
- 1929 Lowell Douglas, P
- 1931 Jake Wilson, 3B
- 1935 Boyd SoRelle, P
- 1936 Lloyd Russell, SS  
Boyd SoRelle, P
- 1937 Lloyd Russell, SS  
Boyd SoRelle, P
- 1938 Charles Crenshaw, C  
Tommy Fine, P
- 1939 Jimmy Bryce, C  
Tommy Fine, P  
Jack Lummus, IF
- 1940 James Witt, SS
- 1941 Frank Golden, P  
James Witt, SS
- 1942 Manuel Garcia, C
- 1946 Tom Chandler, C  
Jack Redding, 2B
- 1947 Hogo Pearson, C  
Jack Redding, 2B  
Rickey Rowe, P  
Chad Sneed, OF
- 1948 Chuck Devereaux, OF  
Joe Szekely, C
- 1949 Fred Copeland, P  
Chuck Devereaux, OF  
Buddy Parker, 3B  
Hogo Pearson, C  
Joe Szekely, OF
- 1950 Adrian Burk, 1B  
Hogo Pearson, C
- 1951 Larry Isbell, C  
Buddy Parker, OF
- 1952 Milt Eisenberg, IF  
Larry Isbell, C  
Mickey Sullivan, OF
- 1953 Bobby Benge, C  
Harry Davis, SS  
Tyree Newton, IF  
Mickey Sullivan, OF
- 1954 Bobby Benge, C  
Wayne Connolly, SS  
Jerry Dykeman, 3B  
Mickey Sullivan, OF
- 1955 Wayne Connolly, SS  
Jerry Dykeman, 3B  
Jerry Mallett, OF
- 1956 Don Berry, C  
Wayne Connolly, SS  
Jack Davis, IF  
Allen Lucas, OF

- 1957 Jerry Mallett, OF
- 1959 Mel Corbo, 1B
- 1960 Bobby Barnett, P  
Jerry Funk, 2B
- 1961 Bobby Barnett, P  
Jerry Funk, 2B  
Ronnie Goodwin, IF
- 1962 Pete Charton, P  
Tommy Letbetter, OF
- 1963 Ronnie Goodwin, IF
- 1964 Jerry Hall, 3B  
Donnie Laurence, OF  
Henry Perkins, P
- 1965 Jimmy Mallon, OF  
Fred Rath, P
- 1967 Rickey Head, IF
- 1968 John Bevil, P  
Rusty Clark, OF
- 1970 Skip Balthrop, 2B  
John Dodgen, OF
- 1973 Rickey Fox, P
- 1976 Rick Clopton, OF
- 1977 Burl Coker, OF-P  
Fritz Connally, 3B  
Steve Macko, SS  
Shane Nolen, OF  
Leonard Woods, OF
- 1978 Burl Coker, OF-P  
Fritz Connally, 3B  
Shane Nolen, OF  
Luke Prestridge, 1B
- 1979 Fritz Connally, 3B  
Jon Perlman, P  
Luke Prestridge, 1B
- 1980 Fritz Connally, 3B  
Gene de los Santos, C
- 1982 Tank Davis, DH
- 1983 Ronnie King, OF
- 1984 Ronnie King, OF  
Brad Meyer, 2B  
Keith Shepherd, 1B
- 1985 Greg Dennis, SS  
Todd Hawkins, C
- 1986 Blaine Beatty, P  
Mike Malinak, OF
- 1987 Pat Combs, P  
Mike Malinak, OF
- 1988 Pat Combs, P
- 1990 Steve Kliafas, SS  
Mike Robison, OF
- 1991 Charlie Rigney, C
- 1992 Brian Carpenter, P
- 1993 Jason Marshall, C  
Joe Wharton, Util.
- 1995 Tim Peters, P
- 1996 Marty Crawford, 2B  
Kris Lambert, P
- BIG 12 CONFERENCE**
- 1997 Jason Jennings, P (1st Team)  
Kris Lambert, P (1st Team)  
Brett Bergman, P (2nd Team)  
Jon Topolski, OF (2nd Team)  
James Blair, OF (HM)  
Jeremy Dodson, OF (HM)  
Eric Nelson, 2B (HM)
- 1998 Charley Carter, 1B (1st Team)  
Jason Jennings, UT (1st Team)  
Jon Topolski, OF (1st Team)  
Kip Wells, P (1st Team)  
James Blair, OF (2nd Team)
- 1999 Jason Jennings, P/DH (1st Team)  
Eric Nelson, 2B (1st Team)

- Jon Topolski, OF (1st Team)  
Chad Hawkins, P (HM)  
Matt Williams, 1B (HM)
- 2000 Zane Carlson, P (1st Team)  
Kyle Evans, P (1st Team)  
Chad Hawkins, P (1st Team)  
Jaime Bubela, OF (2nd Team)  
Jace Brewer, SS (2nd Team)  
Kelly Shoppach, C (2nd Team)  
Preston Underdown, 2B (2nd Team)
- 2001 Chris Durbin, OF (1st Team)  
Kelly Shoppach, C (1st Team)  
Steven White, P (1st Team)  
Justin Taylor, P (2nd Team)  
Matt Williams, 1B (2nd Team)  
Trevor Mote, 2B (HM)  
Paul Thorp, P (HM)
- 2002 Ross Bennett, DH (1st Team)  
Mike Huggins, 1B (1st Team)  
Justin Taylor, SP (1st Team)  
Chris Durbin, OF (2nd Team)  
Kyle Edens, RP (2nd Team)  
Trey Webb, SS (2nd Team)  
Jared Theodorakos, SP (HM)
- 2003 Chris Durbin, OF (1st Team)  
Michael Griffin, INF (1st Team)  
David Murphy, OF (1st Team)  
Ross Bennett, DH (2nd Team)  
Zane Carlson, RP (2nd Team)  
Steven White, SP (2nd Team)  
Josh Ford, C (HM)  
Ryan LaMotta, RP (HM)  
Mark Saccomanno, 1B (HM)  
Abe Woody, RP (HM)
- 2004 Reid Brees, OF (2nd Team)  
Josh Ford, DH (HM)  
Michael Griffin, 3B (HM)  
Trey Taylor, SP (HM)  
Paul Witt, 2B (HM)  
Abe Woody, RP (HM)
- 2005 Zach Dillon, DH (1st Team)  
Ryan LaMotta, RP (1st Team)  
Mark McCormick, SP (1st Team)  
Josh Ford, C (2nd Team)  
Cory VanAllen, SP (2nd Team)  
Reid Brees, OF (HM)  
Michael Griffin, 2B (HM)  
Trey Taylor, SP (HM)  
Abe Woody, RP (HM)
- 2006 Zach Dillon, C (1st Team)  
Beamer Weems, SS (2nd Team)  
Seth Fortenberry, OF (HM)  
Ryan LaMotta, SP (HM)
- 2007 Beamer Weems, SS (1st Team)  
Ben Booker, OF (HM)  
Raynor Campbell, 3B (HM)  
Nick Cassavechia, RP (HM)  
Matt Czimskey, C (HM)  
Kendal Volz (HM)
- 2008 Shaver Hansen, 3B (HM)  
Shawn Tolleson, SP (HM)  
Beamer Weems, SS (HM)
- 2009 Shaver Hansen, SS (1st Team)  
Dustin Dickerson, DH (1st Team)  
Aaron Miller, UTL (2nd Team)  
Kendal Volz, SP (HM)
- 2010 Brooks Pinckard, UTL (1st Team)  
Logan Verrett, SP (2nd Team)  
Logan Vick, OF (2nd Team)  
Raynor Campbell, 2B (HM)  
Gregg Glime, C (HM)  
Joey Hainsfurther, 3B (HM)

# HONORS

Willie Kempf, RP (HM)  
Shawn Tolleson, SP (HM)  
2011 Max Muncy, 1B (1st Team)  
Brooks Pinckard, UTL (1st Team)  
Logan Verrett, SP (2nd Team)  
2012 Max Garner, RP (1st Team)  
Lawton Langford, 2B (1st Team)  
Josh Ludy, C (1st Team)  
Max Muncy, 1B (1st Team)  
Nathan Orf, DH (1st Team)  
Josh Turley, P (1st Team)  
Logan Vick, OF (1st Team)  
Trent Blank, P (2nd Team)  
Cal Towey, 3B (2nd Team)  
Dan Evatt, OF (HM)  
Joey Hainsfurther, UTL (HM)  
2013 Nathan Orf, DH (1st Team)  
Cal Towey, 3B (1st Team)  
Crayton Bare, P (2nd Team)  
Lawton Langford, 2B (2nd Team)  
Max Garner, P (HM)  
Jake Miller, SS (HM)  
Dillon Newman, P (HM)  
Grayson Porter, OF (HM)  
2014 Josh Michalec, P (1st Team)  
Adam Toth, OF (HM)  
2015 Logan Brown, OF (HM)  
Daniel Castano, P (HM)  
Drew Tolson, P (HM)  
Adam Toth, OF (HM)  
Duncan Wendel, IF (HM)  
2016 Troy Montemayor, RHP (1st Team)  
Daniel Castano, LHP (2nd Team)  
Kameron Esthay, OF (2nd Team)  
Steven McLean, 3B (2nd Team)  
Matt Menard, C (HM)  
Drew Tolson, RHP (HM)  
2017 Aaron Dodson, 1B (1st Team)  
Troy Montemayor, P (1st Team)  
Shea Langeliers, C (2nd Team)  
Matt Menard, DH (2nd Team)  
Montana Parsons, RHP (2nd Team)  
Tucker Cascadden, IF (HM)  
Richard Cunningham, OF (HM)  
Kameron Esthay, OF (HM)  
Nick Lewis, RHP (HM)  
T.J. Raguse, OF (HM)  
Davis Wendzel, IF (HM)  
2018 Cody Bradford, P (1st Team)  
Shea Langeliers, C (1st Team)  
Davis Wendzel, 3B (1st Team)  
Richard Cunningham, DH (2nd Team)  
Nick Loftin, UT (2nd Team)  
Troy Montemayor, P (2nd Team)  
Andy Thomas, 1B (2nd Team)  
Josh Bissonette, 2B (HM)  
Joe Heineman, P (HM)  
Hayden Kettler, P (HM)  
2019 Davis Wendzel, 3B (1st Team)  
Shea Langeliers, C (1st Team)  
Kyle Hill, P (1st Team)  
Richard Cunningham, OF (1st Team)  
Andy Thomas, DH (1st Team)  
Nick Loftin, SS (1st Team)  
Cole Haring, OF (2nd Team)  
Daniel Caruso, P (HM)  
Paul Dickens, P (HM)  
Jimmy Winston, P (HM)  
Ryan Leckich, P (HM)  
Chase Wehsener, 1B (HM)  
2021 Luke Boyd, P (1st Team)  
Jared McKenzie, OF (1st Team)

Andy Thomas, C (1st Team)  
Tyler Thomas, P (2nd Team)  
Hayden Kettler, P (HM)  
Jack Pineda, INF (HM)  
Tre Richardson, INF (HM)  
2022 Jared McKenzie, OF (2nd Team)  
Cam Caley, UT (HM)  
Kyle Nevin, OF (HM)  
Jack Pineda, INF (HM)  
Tre Richardson, INF (HM)  
Tyler Thomas, P (HM)  
2023 Cortlan Castle, C (HM)  
2024 Wesley Jordan, DH (2nd Team)  
Ethan Calder, P (HM)  
Cole Posey, INF (HM)  
2025 Gabe Craig, RP (1st Team)  
Tyriq Kemp, INF (1st Team)  
Pearson Riebock, INF (HM)  
Travis Sanders, INF (HM)

## FRESHMAN ALL-CONFERENCE

### BIG 12 CONFERENCE

2002 Michael Griffin, 3B  
2012 Michael Howard, OF  
Ryan Smith, P  
Adam Toth, OF  
2014 Daniel Castano, P  
2015 Kameron Esthay, OF  
2017 Shea Langeliers, C  
Davis Wendzel, IF  
2018 Davion Downey, OF  
Nick Loftin, SS  
Tyler Thomas, P  
2019 Chase Wehsener, 1B  
2023 Kolby Branch, INF  
2025 Pearson Riebock, INF

## ACADEMIC ALL-CONFERENCE

### SOUTHWEST CONFERENCE

1993 Matt Trozzo  
1994 John Anderson  
Brent Bearden  
Derek Darnell  
Mac Jones  
Mark Jones  
Kris Lambert  
Eric Lyles  
Marc McCartney  
Chance Monroe  
Mark Murphy  
Traynor Reiteameier  
Josh Shier  
Brent Shepherd  
Sean Sweeney  
Matt Trozzo  
James Vilade  
Robb Walker  
Jason Walton  
1995 John Anderson  
Brett Bergman  
Derek Darnell  
Tommy Dunn  
Phillip Hague  
Mac Jones  
Lance Lacy  
Matthew Marcom  
Steve Martinez  
Chance Monroe  
Scott Morrison  
Grant Nations  
Chip Parrish  
Ron Patterson

Jack Stubbs

## BIG 12 CONFERENCE

1997 Jason Jennings (1st Team)  
Matthew Marcom (1st Team)  
Eric Nelson (1st Team)  
Jon Topolski (1st Team)  
1998 Charley Carter (1st Team)  
Jason Jennings (1st Team)  
Matthew Marcom (1st Team)  
Eric Nelson (1st Team)  
Jon Topolski (1st Team)  
Preston Underdown (1st Team)  
1999 Mark Cogdill (1st Team)  
Kyle Evans (1st Team)  
Jason Jennings (1st Team)  
Eric Nelson (1st Team)  
Jon Topolski (1st Team)  
Preston Underdown (1st Team)  
Justin Taylor (HM)  
2000 Ross Bennett (1st Team)  
Kyle Evans (1st Team)  
Tim Hartshorn (1st Team)  
Joe Ratliff (1st Team)  
Preston Underdown (1st Team)  
Jaime Bubela (2nd Team)  
Mike Huggins (2nd Team)  
Nolan Leinweber (2nd Team)  
Mark Saccomanno (2nd Team)  
Justin Taylor (2nd Team)  
2001 Keith Ellison (1st Team)  
Tim Hartshorn (1st Team)  
Justin Spooner (1st Team)  
Justin Taylor (1st Team)  
Mike Huggins (2nd Team)  
Steven White (2nd Team)  
2002 Ross Bennett (1st Team)  
Tim Hartshorn (1st Team)  
Paul Richmond (1st Team)  
Justin Taylor (1st Team)  
Steven White (1st Team)  
Mike Huggins (2nd Team)  
2003 Ross Bennett (1st Team)  
Zach Dillon (1st Team)  
Michael Griffin (1st Team)  
Sean Walker (1st Team)  
Steven White (1st Team)  
Trey Taylor (2nd Team)  
Paul Witt (2nd Team)  
2004 Tyler Bullock (1st Team)  
Zach Dillon (1st Team)  
Michael Griffin (1st Team)  
Ryan LaMotta (1st Team)  
Andy Pape (1st Team)  
Sean Walker (1st Team)  
Jared Clements (2nd Team)  
Kevin Sevigny (2nd Team)  
2005 Zach Dillon (1st Team)  
Michael Griffin (1st Team)  
Ryan LaMotta (1st Team)  
Sean Walker (1st Team)  
Jeff Mandel (2nd Team)  
2006 Zach Dillon (1st Team)  
Jeff Mandel (1st Team)  
Andy Pape (1st Team)  
Kevin Russo (1st Team)  
Ryan LaMotta (2nd Team)  
Mike Pankratz (2nd Team)  
2007 Matt Czimskey (1st Team)  
Tim Jackson (1st Team)  
Wade Mackey (1st Team)  
Jeff Mandel (1st Team)  
Tim Matthews (1st Team)



# HONORS

	Andy Pape (1st Team)		Duncan Wendel (2nd Team)		Tyler Thomas (2nd Team)
	Matt Sodolak (1st Team)		Logan Brown (1st Team)	2015	Jacob Ashkinos (1st Team)
2008	Erik Forestiere (1st Team)		Joe Kirkland (1st Team)		Ryan Bertelsman (1st Team)
	Shaver Hansen (1st Team)		Steven McLean (1st Team)		Luke Boyd (1st Team)
	Willie Kempf (1st Team)		Matt Menard (1st Team)		Daniel Caruso (1st Team)
	Wade Mackey (1st Team)		Cameron Miller (1st Team)		Paul Dickens (1st Team)
	Tim Matthews (1st Team)		Darryn Sheppard (1st Team)		Logan Freeman (1st Team)
	Aaron Miller (1st Team)		Drew Tolson (1st Team)		Brooks Helmer (1st Team)
	Shawn Tolleson (1st Team)		West Tunnell (1st Team)		Blake Helton (1st Team)
	Kendal Volz (1st Team)		Aaron Dodson (2nd Team)		Ryan Leckich (1st Team)
2009	Drew Bias (1st Team)		Nick Lewis (2nd Team)		Nick Loftin (1st Team)
	Shaver Hansen (1st Team)		Kyle Ott (2nd Team)		Ricky Martinez (1st Team)
	Willie Kempf (1st Team)		Sean Spicer (2nd Team)		Mack Mueller (1st Team)
	Brooke Kimmey (1st Team)	2016	Richard Cunningham (1st Team)		Anderson Needham (1st Team)
	Aaron Miller (1st Team)		Levi Gilcrease (1st Team)		Hunter Seay (1st Team)
	Ross Speed (1st Team)		Theron Kay (1st Team)		Andy Thomas (1st Team)
	Shawn Tolleson (1st Team)		Matt Menard (1st Team)		Chase Wehsener (1st Team)
	Kendal Volz (1st Team)		Darryn Sheppard (1st Team)		Jimmy Winston (1st Team)
	Landis Ware (1st Team)		Drew Tolson (1st Team)		Kyle Harper (2nd Team)
	Don Lambert (2nd Team)		West Tunnell (1st Team)		Tyler Thomas (2nd Team)
	Brooks Pinckard (2nd Team)		Aaron Dodson (2nd Team)	2021	Jacob Ashkinos (1st Team)
2010	Kolt Browder (1st Team)		Kody Hessemer (2nd Team)		Luke Boyd (1st Team)
	Andrew Cooley (1st Team)		Steven McLean (2nd Team)		Esteban Cardoza-Oquendo (1st Team)
	Gregg Glime (1st Team)		Kyle Ott (2nd Team)		Cade Currington (1st Team)
	Willie Kempf (1st Team)	2017	Richard Cunningham (1st Team)		Logan Freeman (1st Team)
	Jon Ringenberg (1st Team)		Levi Gilcrease (1st Team)		Kyle Harper (1st Team)
	Chris Slater (1st Team)		Joe Heineman (1st Team)		Jared McKenzie (1st Team)
	Ross Speed (1st Team)		Kyle Hill (1st Team)		Hambleton Oliver (1st Team)
	Shawn Tolleson (1st Team)		Cameron Miller (1st Team)		Ryan Leckich (1st Team)
	Kevin Winter (1st Team)		Kyle Ott (1st Team)		Tre Richardson (1st Team)
	Landis Ware (2nd Team)		Alex Phillips (1st Team)		Nolan Rodriguez (1st Team)
2011	Crayton Bare (1st Team)		T.J. Raguse (1st Team)		Andy Thomas (1st Team)
	Kolt Browder (1st Team)		Tucker Cascadden (2nd Team)		Tyler Thomas (1st Team)
	Steve DalPorto (1st Team)		Aaron Dodson (2nd Team)		Chase Wehsener (1st Team)
	Jon Ringenberg (1st Team)		Kameron Esthay (2nd Team)		Beau Wimpee (1st Team)
	Chris Slater (1st Team)		Nick Lewis (2nd Team)		Jimmy Winston (1st Team)
	Ross Speed (1st Team)		Steven McLean (2nd Team)		Blake Helton (2nd Team)
	Logan Vick (1st Team)		Matt Menard (2nd Team)		Hayden Kettler (2nd Team)
	Logan Verrett (2nd Team)		Troy Montemayor (2nd Team)	2022	Nicolas Balsano (1st Team)
	Landis Ware (2nd Team)	2018	Cody Bradford (1st Team)		Esteban Cardoza-Oquendo (1st Team)
2012	Crayton Bare (1st Team)		Richard Cunningham (1st Team)		Cade Currington (1st Team)
	Kolt Browder (1st Team)		Levi Gilcrease (1st Team)		Chandler Freeman (1st Team)
	Brad Kuntz (1st Team)		Joe Heineman (1st Team)		Alex Gonzales (1st Team)
	Lawton Langford (1st Team)		Kyle Hill (1st Team)		Jared McKenzie (1st Team)
	Logan Vick (1st Team)		Tucker Johnson (1st Team)		Adam Muirhead (1st Team)
	Tyler Bremer (2nd Team)		Ryan Leckich (1st Team)		Jack Pineda (1st Team)
	Dan Evatt (2nd Team)		Alex Phillips (1st Team)		Tre Richardson (1st Team)
	Josh Ludy (2nd Team)		T.J. Raguse (1st Team)		Will Rigney (1st Team)
	Nathan Orf (2nd Team)		Andy Thomas (1st Team)		Nolan Rodriguez (1st Team)
	Josh Turley (2nd Team)		Cole Weaver (1st Team)		Jacob Schoenvogel (1st Team)
2013	Doug Ashby (1st Team)		Davis Wendzel (1st Team)		Cole Stasio (1st Team)
	Kolt Browder (1st Team)		Jimmy Winston (1st Team)		Beau Wimpee (1st Team)
	Logan Brown (1st Team)		Luke Boyd (2nd Team)		Kyle Nevin (2nd Team)
	Steve DalPorto (1st Team)		Tucker Cascadden (2nd Team)		Hambleton Oliver (2nd Team)
	Nate Goodwin (1st Team)		Troy Montemayor (2nd Team)		Antonio Valdez (2nd Team)
	Grayson Porter (1st Team)		Drew Robertson (2nd Team)	2023	Kobe Andrade (1st Team)
	Lawton Langford (2nd Team)	2019	Ryan Bertelsman (1st Team)		Cortlan Castle (1st Team)
	Wes Mercurio (2nd Team)		Luke Boyd (1st Team)		Brett Garcia (1st Team)
	Nathan Orf (2nd Team)		Daniel Caruso (1st Team)		Grant Golomb (1st Team)
	Duncan Wendel (2nd Team)		Richard Cunningham (1st Team)		Blake Helton (1st Team)
2014	Doug Ashby (1st Team)		Kyle Harper (1st Team)		Jack Johnson (1st Team)
	Logan Brown (1st Team)		Kyle Hill (1st Team)		Mason Marriott (1st Team)
	Ben Carl (1st Team)		Ryan Leckich (1st Team)		Adam Muirhead (1st Team)
	Brett Doe (1st Team)		Andy Thomas (1st Team)		Anderson Needham (1st Team)
	Nate Goodwin (1st Team)		Cole Weaver (1st Team)		Cole Stasio (1st Team)
	Brad Kuntz (1st Team)		Chase Wehsener (1st Team)	2024	Kobe Andrade (1st Team)
	Lawton Langford (1st Team)		Davis Wendzel (1st Team)		Caleb Bergman (1st Team)
	Bobby McCormack (1st Team)		Jimmy Winston (1st Team)		Ethan Calder (1st Team)
	Matt Menard (1st Team)		Jacob Ashkinos (2nd Team)		Gabe Craig (1st Team)
	Grayson Porter (1st Team)		Cole Haring (2nd Team)		Tanner Duke (1st Team)
	Drew Tolson (1st Team)		Shea Langeliers (2nd Team)		Grant Golomb (1st Team)
	West Tunnell (1st Team)		Nick Loftin (2nd Team)		Jack Johnson (1st Team)

# HONORS

Will Pendergrass (1st Team)  
 Cole Posey (1st Team)  
 Hunter Teplanszky (1st Team)  
 Cortlan Castle (2nd Team)  
 Mason Marriott (2nd Team)  
 Andrew Petrowski (2nd Team)  
 2025 Enzo Apodaca  
 Caleb Bergman  
 Ethan Calder  
 Cortlan Castle  
 Gabe Craig  
 Will Glatch  
 Patrick Hail  
 Ty Johnson  
 Wesley Jordan  
 Jack Little  
 Will Pendergrass  
 Andrew Petrowski  
 RJ Ruais  
 Hunter Simmons  
 Cole Stasio  
 Hunter Teplanszky

Cole Stasio  
 Luke Thompson  
 2022 Cortlan Castle  
 Henry Cone  
 Cody Grebeck  
 Mason Marriott  
 Max Miller  
 Casen Neumann  
 2023 Caleb Bergman  
 Kolby Branch  
 Gavin Brzozowski  
 Ethan Calder  
 Zach Mazoch  
 Walker Polk  
 Blake Rogers  
 2024 Brayden Buchanan  
 Jackson Elizondo  
 Mason Green  
 RJ Ruais  
 2025 Camden Clewett  
 Pearson Riebock

Austin Stone, SP (3/17-3/23)  
 2015 Sean Spicer, RP (2/9-2/15)  
 2016 Daniel Castano, SP (2/26-3/5)  
 Daniel Castano, SP (5/8-5/14)  
 Drew Tolson, SP (5/16-5/21)  
 2017 Troy Montemayor (2/26-3/4)  
 2018 Cody Bradford (2-19-2/26)  
 Cody Bradford (3/19-3/26)  
 Cody Bradford (4/23-4/30)  
 2022 Tyler Thomas (March 7)  
 Jack Jackson (May 16)  
 2023 Will Rigney (March 20)  
 2024 Mason Marriott (Feb. 19)  
 2025 Ethan Calder (Feb. 18)

## PLAYER OF THE WEEK

### Southwest Conference

1995 Aaron Lineweaver, P (2/20-2/26)  
 Scott Morrison, SS (3/13-3/19)  
 1996 Marty Crawford, 2B (2/26-3/3)  
 Marty Crawford, 2B (3/11-3/17)  
 Kris Lambert, P (3/18-3/24)  
 Kris Lambert, P (5/13-5/19)

## NEWCOMER OF THE WEEK

### Big 12 Conference

2012 Adam Toth (4/2-4/8)  
 Michael Howard (4/9-4/15)  
 Nathan Orf (4/16-4/22)  
 2014 Darryn Sheppard (2/10-2/16)  
 Matt Menard (4/7-4/13)  
 Daniel Castano (4/14-4/20)  
 2015 Justin Arrington (2/23-3/1)  
 2016 Josh Bissonette (3/20-3/26)  
 2017 Tucker Cascadden (2/26-3/4)  
 Shea Langeliers (5/7-5/13)  
 Shea Langeliers (5/14-5/20)  
 2018 Nick Loftin (3/26-4/2)  
 Davion Downey (4/30-5/5)  
 Cole Haring (5/14-5/21)  
 2019 Paul Dickens (3/25-3/31)  
 2021 Jared McKenzie (Feb. 22)  
 2022 Kobe Andrade (April 18)  
 2024 Mason Green (March 18)

## CONFERENCE ALL-TOURNAMENT

### SOUTHWEST CONFERENCE

1977 Sammy Bickham, P  
 Burl Coker, OF/P  
 Steve Macko, SS  
 1978 Burl Coker, P  
 Fritz Connally, 3B  
 Shane Nolen, OF  
 Manuel Ordones, 2B  
 1979 Fritz Connally, 3B  
 1985 Greg Dennis, SS  
 Tony Huey, OF  
 1986 Blaine Beatty, P  
 Todd Hawkins, C  
 Steve Jarvie, DH  
 Mike Malinak, OF  
 Keith Shepherd, IF  
 1988 Pat Combs, P  
 Joe Guidry, OF  
 1996 Kris Lambert, P

### Big 12 Conference

1998 Charley Carter, 1B  
 1999 Chad Hawkins, P  
 Anthony Hensley, OF  
 Jason Jennings, P  
 2000 Jace Brewer, SS  
 Jaime Bubela, OF  
 Kyle Evans, P  
 Kelly Shoppach, C  
 2001 Kelly Shoppach, C  
 2003 Zane Carlson, RP  
 Josh Ford, C  
 Mark McCormick, SP  
 David Murphy, OF  
 Mark Saccomanno, 1B  
 Steven White, SP  
 2004 Mike Pankratz, OF  
 2005 Michael Griffin, 2B  
 Ryan LaMotta, RP  
 2006 Seth Fortenberry, OF  
 Beamer Weems, SS  
 2007 Matt Czimskey, DH  
 Kendal Volz, SP  
 Beamer Weems, SS  
 2009 Joey Hainsfurther, 2B  
 Dustin Dickerson, DH  
 Craig Fritsch, RP  
 2010 Raynor Campbell, 2B  
 Willie Kempf, SP  
 Logan Vick, OF

## ACADEMIC ALL-ROOKIE TEAM

### Big 12 Conference

2013 Hunter Abbe  
 Matt Menard  
 Mitch Price  
 West Tunnell  
 2014 Aaron Dodson  
 Daniel Castano  
 Nick Lewis  
 Kyle Ott  
 Darryn Sheppard  
 2015 Jonathan Ducoff  
 Levi Gilcrease  
 Theron Kay  
 2016 Kyle Hill  
 T.J. Raguse  
 2017 Ryan Bertelsman  
 Cody Bradford  
 Daniel Caruso  
 Trevor Harris  
 Ryan Leckich  
 Hunter Seay  
 Andy Thomas  
 Davis Wendzel  
 2018 Tyler Thomas  
 2019 Brooks Helmer  
 Blake Helton  
 Ricky Martinez  
 Anderson Needham  
 2020 Theron Brown  
 Cade Currington  
 Evan Godwin  
 Jack Hattrup  
 Jared McKenzie  
 Kyle Nevin  
 Nic Balsano  
 Hambleton Oliver  
 Will Rigney  
 Nolan Rodriguez  
 Cutter Sippell  
 Kyle Storemski  
 2021 Zac Childers  
 Grant Golomb  
 Alex Gonzales  
 Ben Kesler  
 Drew Leach  
 Adam Muirhead  
 Andy Owen  
 Jacob Schoenvogel

## POSTGRADUATE SCHOLARSHIP

### Big 12 Conference

2002 Tim Hartshorn  
 2003 Ross Bennett  
 2008 Tim Jackson  
 2009 Zach Dillon  
 2012 Jon Ringenberg  
 2014 Nate Goodwin  
 2017 Richard Cunningham  
 2020 Hunter Seay  
 Andy Thomas  
 2021 Esteban Cardoza-Oquendo  
 2025 Caleb Bergman  
 Ty Johnson  
 RJ Ruais

## CONFERENCE WEEKLY HONORS

### PITCHER OF THE WEEK

#### Big 12 Conference

1997 Kris Lambert, SP (3/3-3/9)  
 1998 Jason Jennings, SP (3/2-3/8)  
 1999 Jason Jennings, SP (2/8-2/14)  
 Jason Jennings, SP (3/22-3/28)  
 Jason Jennings, SP (3/29-4/4)  
 2000 Chad Hawkins, SP (2/21-2/27)  
 Kyle Evans, SP (4/10-4/16)  
 Kyle Evans, SP (4/24-4/30)  
 2001 Steven White, SP (2/5-2/11)  
 2002 Jared Theodorakos, SP (2/11-2/17)  
 Steven White, SP (3/4-3/10)  
 2004 Cory VanAllen, SP (2/8-2/15)  
 Mark McCormick, SP (3/14-3/21)  
 2005 Cory VanAllen, SP (2/7-2/13)  
 Cory VanAllen, SP (2/14-2/20)  
 Mark McCormick, SP (2/28-3/6)  
 Mark McCormick, SP (3/14-3/20)  
 Abe Woody, RP (5/9-5/15)  
 Mark McCormick, SP (5/16-5/22)  
 2006 Ryan LaMotta, SP (4/3-4/9)  
 2007 Wade Mackey, SP (5/7-5/13)  
 2008 Kendal Volz, SP (2/19-2/25)  
 Shawn Tolleson, SP (3/11-3/17)  
 2010 Shawn Tolleson, SP (2/19-2/21)  
 Logan Verrett, SP (4/5-4/11)  
 2011 Logan Verrett, SP (3/7-3/13)  
 2012 Trent Blank, SP (2/20-2/26)  
 Josh Turley, SP (4/2-4/8)  
 2013 Max Garner, SP (2/25-3/3)  
 2014 Josh Michalec, RP (3/3-3/9)  
 Dillon Newman, SP (3/10-3/16)

### Big 12 Conference

1997 Jon Topolski, OF (4/7-4/13)  
 1998 Charley Carter, 1B (2/16-2/22)  
 Charley Carter, 1B (3/9-3/15)  
 Jon Topolski, OF (3/23-3/29)  
 2000 Jaime Bubela, OF (3/5-3/12)  
 2001 Mike Huggins, 1B (2/12-2/18)  
 Matt Williams, 3B (3/19-3/25)  
 2002 Tim Hartshorn, OF (1/25-2/10)  
 Mike Huggins, 1B (2/25-3/3)  
 Mike Huggins, 1B (4/22-4/28)  
 2003 Chris Durbin, OF (2/17-2/23)  
 Ross Bennett, DH (2/24-3/2)  
 Chris Durbin, OF (4/22-4/28)  
 2004 Josh Ford, DH (3/14-3/20)  
 Michael Griffin, 3B (3/28-4/3)  
 Paul Witt, 2B (5/9-5/15)  
 Josh Ford, DH (5/16-5/22)  
 2006 Chase Gerdes, OF (3/13-19)  
 2007 Beamer Weems, SS (3/26-4/1)  
 2008 Ben Booker, OF (4/1-4/7)  
 2009 Aaron Miller, OF (3/2-3/8)  
 Shaver Hansen, SS (3/30-4/5)  
 Dustin Dickerson, 1B (4/6-4/12)  
 2010 Raynor Campbell, 2B (3/1-3/7)  
 2011 Landis Ware, SS (2/28-3/6)  
 Chris Slater, OF (3/7-3/13)  
 Max Muncy (3/9-3/15)  
 Jake Miller (3/16-3/22)  
 2012 Logan Vick (2/20-2/26)  
 Logan Vick (3/12-3/18)  
 Max Muncy (3/19-3/25)  
 Jake Miller (3/26-4/1)  
 Josh Ludy (4/9-4/15)  
 Josh Ludy (4/16-4/22)  
 2013 Cal Towey (2/25-3/3)  
 Grayson Porter (3/25-3/31)  
 Cal Towey (4/8-4/14)  
 Lawton Langford (4/22-4/28)  
 2014 Adam Toth (4/28-5/4)  
 2015 Aaron Dodson (2/23-3/1)  
 2018 Davis Wendzel (4/30-5/5)  
 Richard Cunningham (5/14-5/21)  
 2019 Nick Loftin (3/25-3/31)  
 2022 Kyle Nevin (April 18)  
 Jack Pineda (May 23)  
 Enzo Apodaca (April 15)



# TEAM HONORS

2012 Josh Ludy, C  
2015 Kameron Esthay, OF  
2018 Cody Bradford, SP (Co-MVP)  
Shea Langeliers, C (Co-MVP)  
Richard Cunningham, OF  
Nick Loftin, IF  
Davis Wendzel, IF

## ALL-NCAA REGIONAL

1977 Jaime Cocanower, P  
Fritz Connally, 3B  
Mike Czimskey, C  
Steve Macko, SS  
Shane Nolen, OF  
Luke Prestridge, 1B  
John Schott, P \*  
1978 Fritz Connally, 3B \*  
Bill Crosby, SS  
Mike Johanson, OF  
Shane Nolen, P/OF  
Manuel Ordonez, 2B  
Jon Perlman, P  
Luke Prestridge, 1B  
1999 Jaime Bubela, OF  
Jason Jennings, P \*  
Bryan Loeb, C  
Josh Scott, P  
Preston Underdown, 3B  
2001 Chris Durbin, OF  
Trevor Mote, 2B  
Josh Scott, P  
Kelly Shoppach, C  
2002 Mike Huggins, 1B  
Paul Richmond, C  
Trey Webb, SS  
2003 Michael Griffin, 3B  
Ryan LaMotta, RP  
David Murphy, OF \*  
Mark Saccomanno, 1B  
Trey Webb, SS  
Zach Dillon, C  
2005 Seth Fortenberry, OF  
Chase Gerdes, OF  
Michael Griffin, 2B  
Jeff Mandel, 1B/P  
Paul Witt, SS \*  
2006 Zach Dillon, C  
Ryan LaMotta, SP  
Kevin Russo, 2B  
Beamer Weems, SS  
2007 Shaver Hansen, 2B  
Randall Linebaugh, SP  
Matt Sodolak, DH  
Beamer Weems, SS  
2009 Ben Booker, OF  
Gregg Glime, C  
Willie Kempf, SP  
Max Muncy, 1B  
Brooks Pinckard, RP  
2011 Jake Miller, 3B  
Brooks Pinckard, OF  
Josh Turley, SP  
Logan Vick, OF  
2012 Dan Evatt, OF \*  
Lawton Langford, 2B  
Josh Ludy, C  
Jake Miller, SS  
Austin Stone, SP  
Cal Towey, 3B  
2018 Shea Langeliers, C

2019 Shea Langeliers, C  
Cole Haring, RF

\* - most outstanding player

## IN-SEASON TOURNAMENT MVP

2001 Kelly Shoppach, C (Astros College Classic)  
2002 Tim Hartshorn, OF (Astros College Classic)  
2003 Michael Griffin, OF (Astros College Classic)  
2007 Jeff Mandel, SP (QTI Imprints Baylor Classic)  
2008 Aaron Miller, OF (QTI Baylor Classic)  
2009 Aaron Miller, OF (QTI Baylor Classic)  
2013 Cal Towey, 3B (Astros College Classic)  
2022 Tyler Thomas, SP (Shriners Children's College Classic)

## AWARD FOR ACADEMIC EXCELLENCE

### AWARDED BY COACHING STAFF

1995 (Fall) Chad Pechacek  
1996 (Spring) Matthew Marcom  
1996 (Fall) Jake Baskin  
1997 (Spring) Jon Topolski  
1997 (Fall) Jeremy Dodson  
1998 (Spring) Preston Underdown  
1998 (Fall) Tim Hartshorn  
1999 (Spring) Mark Outlaw  
1999 (Fall) Kyle Evans  
2000 (Spring) Nolan Leinweber  
2000 (Fall) Ross Bennett  
2001 (Spring) Ross Bennett  
2001 (Fall) Eric Errante/Steven White  
2002 (Spring) Justin Taylor  
2002 (Fall) Michael Griffin  
2003 (Spring) Zach Dillon  
2003 (Fall) Mike Heldoorn  
2004 (Spring) Zach Dillon  
2004 (Fall) Andy Pape  
2005 (Spring) Seth Fortenberry  
2005 (Fall) Jeff Mandel  
2006 (Spring) Kevin Sevigny  
2006 (Fall) Tim Hartland  
2007 (Spring) Jake Weghorst  
2007 (Fall) Andrew Cooley  
Chris Slater  
Kendal Volz  
2008 (Spring) Gregg Glime  
2008 (Fall) Craig Fritsch  
2009 (Spring) Drew Bias  
2009 (Fall) Kolt Browder  
2010 (Spring) Willie Kempf  
2010 (Fall) Steve DalPorto  
2011 (Spring) Jon Ringenberg  
2011 (Fall) Josh Ludy  
2012 (Spring) Nate Goodwin  
2012 (Fall) Grayson Porter  
2013 (Spring) Ben Carl  
2013 (Fall) Brad Kuntz  
2014 (Spring) Drew Tolson  
2014 (Fall) Brad Kuntz  
2015 (Spring) Joe Kirkland  
2015 (Fall) Logan Brown

## LARRY ISBELL MOST VALUABLE PLAYER

### POINT TOTALS IN KEY STATISTICS

1977 Steve Macko  
1978 Burl Coker  
1979 Fritz Connally  
1980 Gene de los Santos  
1981 Jeff Mallett  
1982 no award  
1983 Stan Hilton  
1984 Ronnie King  
1985 Greg Dennis  
1986 Mike Malinak/Blaine Beatty  
1987 Pat Combs  
1988 Bruce Aguilar  
1989 no award  
1990 Scott Ruffcorn  
1991 Charlie Rigney  
1992 Brian Carpenter  
1993 Joe Wharton  
1994 Brent Bearden  
1995 Marty Crawford  
1996 Marty Crawford  
1997 Jon Topolski  
1998 Charley Carter  
1999 Eric Nelson  
2000 Jace Brewer  
2001 Kelly Shoppach  
2002 Mike Huggins/Trey Webb  
2003 David Murphy  
2004 Michael Griffin  
2005 Josh Ford  
2006 Zach Dillon  
2007 Beamer Weems  
2008 Shaver Hansen/Beamer Weems  
2009 Shaver Hansen  
2010 Gregg Glime  
2011 Max Muncy  
2012 Josh Ludy  
2013 Nathan Orf/Cal Towey  
2014 Adam Toth  
2015 Logan Brown

## TED LYONS MOST VALUABLE PITCHER

### POINT TOTALS IN KEY STATISTICS

1995 Tim Peters  
1996 Kris Lambert  
1997 Kris Lambert  
1998 Kip Wells  
1999 Jason Jennings  
2000 Chad Hawkins  
2001 Justin Taylor  
2002 Justin Taylor  
2003 Steven White  
2004 Trey Taylor  
2005 Ryan LaMotta  
2006 Ryan LaMotta  
2007 Nick Cassavechia/Jeff Mandel  
2008 Shawn Tolleson  
2009 Kendal Volz  
2010 Willie Kempf  
2011 Logan Verrett  
2012 Trent Blank/Josh Turley  
2013 Dillon Newman  
2014 Josh Michalec  
2015 Drew Tolson

## THORNTON STERLING PLAYER OF THE YEAR

### AWARDED BY HEART OF THE ORDER

2003 Chris Durbin  
2004 Abe Woody  
2005 Josh Ford  
2006 Zach Dillon  
2007 Beamer Weems  
2008 Shaver Hansen  
2009 Shaver Hansen  
2010 Gregg Glime  
2011 Logan Verrett  
2012 Josh Ludy  
2013 Nathan Orf  
2014 Josh Michalec  
2015 Logan Brown

## JUDGE FRED "RED" HARRIS 110 PERCENT AWARD

### AWARDED BY PLAYERS

1977 Burl Coker  
1978 Burl Coker  
1979 unknown  
1980 unknown  
1981 unknown  
1982 Steve Smith  
1983 Steve Smith  
1984 unknown  
1985 Kyle Todd  
1986 Darrell Thorley  
1987 unknown  
1988 unknown  
1989 unknown  
1990 Jeff Kilgore  
1991 Mike Robinson  
1992 unknown  
1993 James Vilade  
1994 Marty Crawford  
1995 Shane Davis  
1996 Lance Lacy  
1997 John Anderson  
1998 Chip Parrish  
1999 Denver Fredenburg  
2000 Kyle Evans  
2001 Ron Zboril  
2002 Justin Spooner  
2003 David Murphy  
2004 Cody Hall  
2005 Reid Brees  
2006 Zach Dillon  
2007 Jeff Mandel  
2008 Paul Miles  
2009 Kendal Volz  
2010 Gregg Glime  
2011 Brooks Pinckard  
2012 Josh Ludy  
2013 Nathan Orf  
2014 Nate Goodwin  
2015 Logan Brown



# MAJOR LEAGUE BASEBALL

Over the past 100-plus years, 48 former Baylor players have appeared on major league rosters. Foremost among the Baylor alumni in the pros is Ted Lyons, who was elected to the Baseball Hall of Fame in 1955 after pitching 21 seasons in the big leagues, all with the Chicago White Sox.

Jason Jennings was awarded with the 2002 National League Rookie of the Year award after a 16-8, 4.52 campaign in his first full season in the majors. When Jennings reached the big leagues in late 2001, he joined former Baylor teammate Kip Wells, who came up with the Chicago White Sox in 1999. Like Jennings, Wells was a first-round pick; the White Sox chose him with the 16th-overall selection in 1998 after his junior season at Baylor.

Two-time All-Star Max Muncy has made a name for himself with the Los Angeles Dodgers, becoming the first former Bear to win three World Series titles. Muncy has also placed inside the top-15 in National League MVP voting three times already in his short career. In 2018, Muncy became the first Bear to participate in the MLB Home Run Derby, while leading the Dodgers in home runs over the 2018 season, including a walkoff home run in the 18th inning of Game 3 of the World Series to end the longest World Series game in history. His 36 long balls in 2021 and 2023 are the most by a former Bear in program history.

Most recently, BU has seen four former Bears reach the bigs within the last four seasons. Shea Langeliers (Oakland Athletics), Cody Bradford (Texas Rangers), Nick Loftin (Kansas City Royals) and Davis Wendzel (Texas Rangers) have all debuted since 2022. Bradford became the fourth Baylor alum to win the World Series as his Texas Rangers defeated the Arizona Diamondbacks in the 2023 Fall Classic.

Baylor has had at least one player selected in 33 of the last 35 Major League Baseball drafts, dating back to 1991.

## BAYLOR FIRST-ROUND DRAFT PICKS

YEAR	PLAYER	TEAM	OVERALL SELECTION
1979	Jon Perlman, RHP	Chicago Cubs	12th overall
1983	Stan Hilton, RHP	Oakland A's	5th overall
1988	Pat Combs, LHP	Philadelphia Phillies	11th overall
1991	Scott Ruffcorn, RHP	Chicago White Sox	25th overall
1998	Kip Wells, RHP	Chicago White Sox	16th overall
1999	Jason Jennings, RHP	Colorado Rockies	16th overall
2000	Chad Hawkins, RHP	Texas Rangers	39th overall (supplemental)
2003	David Murphy, OF	Boston Red Sox	17th overall
2005	Mark McCormick, RHP	St. Louis Cardinals	43rd overall (supplemental)
2009	Aaron Miller, LHP	Los Angeles Dodgers	36th overall (supplemental)
2019	Shea Langeliers, C	Atlanta Braves	9th overall
2019	Davis Wendzel, INF	Texas Rangers	41st overall (supplemental)
2020	Nick Loftin, INF	Kansas City Royals	32nd overall

## BAYLOR ON WORLD SERIES TEAMS

PLAYER	YEAR	TEAM	WORLD SERIES NUMBERS
Dave Danforth	1911	Philadelphia A's	did not appear
Dave Danforth*	1917	Chicago White Sox	0-0, 18.00, 1 G, 1.0 IP, 2 ER, 2 K
Dave Danforth	1919	Chicago White Sox	did not appear
Mule Watson	1923	New York Giants	0-0, 13.50, 1 G, 2.0 IP, 3 ER, 1 K
Mule Watson	1924	New York Giants	0-0, 0.00, 1 G, 0.2 IP, 0 ER, 0
Ted Uhlaender	1965	Minnesota Twins	did not appear
Ted Uhlaender	1972	Cincinnati Reds	4 G, 4 AB, 1 H, 1 2B
Lee Tunnell	1987	St. Louis Cardinals	0-0, 2.08, 2 G, 4.1 IP, 1 ER, 1 K
David Murphy	2010	Texas Rangers	3 G, 7 AB, 1 H, 1 RBI, 1 BB
David Murphy	2011	Texas Rangers	7 G, 18 AB, 4 H, 1 R, 1 2B, 4 BB
Max Muncy	2018	Los Angeles Dodgers	5 G, 17 AB, 4 H, 3 R, 1 2B, 1 HR, 2 BB
Max Muncy*	2020	Los Angeles Dodgers	6 G, 22 AB, 7 H, 3 R, 1 2B, 1 HR, 6 RBI, 5 BB
Shea Langeliers*	2021	Atlanta Braves	Taxi Squad** (COVID-19)
Cody Bradford*	2023	Texas Rangers	0-0, 0.00, 2 G, 2.0 IP, 0 ER, 1 K
Max Muncy*	2024	Los Angeles Dodgers	5 G, 16 AB, 0 H, 3 BB
Max Muncy*	2025	Los Angeles Dodgers	7 G, 28 AB, 6 H, 1 2B, 1 HR, 2 RBI, 4 BB

\* Won World Series

\*\* Not on Active World Series Roster

## UNDRAFTED FREE AGENTS

PLAYER	YEAR	TEAM
Jerry Mallett*	1957	Boston Red Sox
Jacke Davis*	1958	Philadelphia Phillies
Ted Uhlaender*	1961	Minnesota Twins
Pete Charton*	1962	Boston Red Sox
Kevin Ellis	1992	Chicago Cubs
Jim Blair	1998	Los Angeles Dodgers
Chad Polk	1998	Toronto Blue Jays
Bryan Loeb	2000	Arizona Diamondbacks
Matt Czimskey	2007	Milwaukee Brewers
Nate Orf*	2013	Milwaukee Brewers
Brad Kuntz	2015	Milwaukee Brewers
West Tunnell	2016	Arizona Diamondbacks
Alex Phillips	2018	Minnesota Twins
Mack Mueller	2020	Toronto Blue Jays
Cole Stasio	2025	Texas Rangers

\* - Has appeared on a major league roster

## BAYLOR IN MAJOR LEAGUE BASEBALL FIRST-YEAR PLAYER DRAFT

1965	* Fred Rath, RHP, White Sox (4th Rd)		* Mark Saccomanno, 1B, Astros (23rd Rd)
1968	John Bevil, LHP, Tigers (26th Rd)		% Jared Theodorakos, LHP, Brewers (25th Rd)
1971	Phil Beall, SS, Giants (21st Rd)		Jason Pritchard, RHP, Phillies (35th Rd)
1976	# Steve Macko, 3B, Giants (28th Rd)	2004	* Drew Sutton, SS, Astros (16th Rd)
1977	* Steve Macko, SS, Cubs (5th Rd)		# Trey Taylor, LHP, Cubs (20th Rd)
1978	* Jon Perlman, RHP, Cubs (5th Rd)		Zane Carlson, RHP, Royals (27th Rd)
	# Andy Beene, RHP, Yankees (14th Rd)	2005	Mark McCormick, RHP, Cardinals (11st Rd)
	# Burl Coker, LHP, Giants (26th Rd)		Kyle Reynolds, SS, Cubs (6th Rd)
1979	* Jon Perlman, RHP, Cubs (1st Rd)		Tyler Bullock, RHP, Braves (6th Rd)
	* Andy Beene, RHP, Brewers (5th Rd)		Trey Taylor, LHP, Cubs (7th Rd)
	Michael Roberts, RHP, Rangers (8th Rd)		Josh Ford, C, Diamondbacks (9th Rd)
1980	* Fritz Connally, 3B, Cubs (7th Rd)		Michael Griffin, 2B, Reds (14th Rd)
1981	* Lee Tunnell, RHP, Pirates (2nd Rd)		Paul Witt, SS, Marlins (15th Rd)
1982	Jerry Arnold, LHP, Phillies (12th Rd)		Sean Walker, RHP, Astros (24th Rd)
	# Stan Hilton, RHP, Blue Jays (13th Rd)		Abe Woody, RHP, Reds (31st Rd)
1983	Stan Hilton, RHP, Athletics (1st Rd)	2006	Cory VanAllen, LHP, Nationals (5th Rd)
	Alan McKay, LHP, Blue Jays (5th Rd)		Seth Fortenberry, OF, Yankees (11th Rd)
	Steve Smith, RHP, Giants (5th Rd)		Zach Dillon, C, Orioles (20th Rd)
	Jim Trevathan, C, White Sox (21st Rd)		* Kevin Russo, 2B, Yankees (20th Rd)
1984	John Christy, OF, White Sox (30th Rd)		# Ryan LaMotta, RHP, Tigers (37th Rd)
	Ronnie King, OF, Rangers (32nd Rd)	2007	Jeff Mandel, RHP, Nationals (19th Rd)
	Belgee Falkner, OF, Pirates (39th Rd)	2008	Beamer Weems, SS, Padres (8th Rd)
1985	* Ken Patterson, LHP, Yankees (3rd Rd)		Mace Thurman, LHP, Reds (19th Rd)
	Kyle Todd, 3B, Pirates (14th Rd)		# Tim Matthews, RHP, Rockies (27th Rd)
	Greg Dennis, SS, Blue Jays (37th Rd)		Randall Linebaugh, RHP, Reds (37th Rd)
	# Blaine Beatty, LHP, Cardinals (June Secondary Phase, 2nd Rd)		Nick Cassavechia, RHP, Tigers (33rd Rd)
1986	* Blaine Beatty, LHP, Orioles (9th Rd)	2009	Aaron Miller, LHP, Dodgers (1st Rd)
	# Todd Hawkins, C, Mets (39th Rd)		Shaver Hansen, SS, Mariners (6th Rd)
1987	Braz Davis, RHP, Cubs (21st Rd)		Dustin Dickerson, 1B, Marlins (6th Rd)
	Todd Hawkins, C, Giants (46th Rd)		# Craig Fritsch, RHP, Tigers (8th Rd)
1988	* Pat Combs, LHP, Phillies (1st Rd)		Kendal Volz, RHP, Red Sox (9th Rd)
1989	Trent Weaver, 2B, Athletics (29th Rd)		# Adam Horning, OF, Angels (19th Rd)
1991	* Scott Ruffcorn, RHP, White Sox (1st Rd)	2010	Raynor Campbell, 2B, Giants (14th Rd)
	Glenn Nevil, LHP, Phillies (31st Rd)		Craig Fritsch, RHP, Phillies (16th Rd)
	Brian Carpenter, RHP, Cardinals (8th Rd)		# Brooks Pinckard, RHP, Cubs (18th Rd)
1992	David Elsbernd, RHP, White Sox (17th Rd)		Gregg Glime, C, Marlins (24th Rd)
1993	* Dean Crow, RHP, Mariners (10th Rd)		Willie Kempf, RHP, Braves (27th Rd)
	Jason Rathbun, RHP, Yankees (11th Rd)		* Shawn Tolleson, RHP, Dodgers (30th Rd)
	Joe Wharton, RHP, Yankees (18th Rd)	2011	* Logan Verrett, RHP, Mets (3rd Rd)
	# Mike Bohny, 3B, Orioles (41st Rd)		Brooks Pinckard, RHP, Reds (10th Rd)
	# Brent Beardon, RHP, Padres (44th Rd)		Landis Ware, SS, Angels (44th Rd)
	Jason Marshall, C, Indians (72nd Rd)	2012	* Max Muncy, 1B, Athletics (5th Rd)
1994	Brent Beardon, RHP, Blue Jays (24th Rd)		Josh Ludy, C, Phillies (8th Rd)
1995	Tim Peters, LHP, Twins (26th Rd)		Logan Vicky, OF, Indians (11th Rd)
1996	# Kris Lambert, LHP, Reds (11th Rd)		Josh Turley, LHP, Tigers (16th Rd)
	Marty Crawford, IF, Phillies (23rd Rd)		Tyler Bremer, RHP, Cubs (27th Rd)
	Scott Morrison, SS, Dodgers (25th Rd)		Trent Blank, RHP, Rockies (30th Rd)
1997	Kris Lambert, LHP, Pirates (13th Rd)	2013	# Dillon Newman, RHP, Astros (16th Rd)
1998	* Kip Wells, RHP, White Sox (1st Rd)		Cal Towey, 3B, Angels (17th Rd)
	Jeremy Dodson, OF, Royals (7th Rd)		Max Garner, RHP, Marlins (18th Rd)
	Charley Carter, 1B, Astros (15th Rd)		Jake Miller, SS, Diamondbacks (27th Rd)
	# Jon Topolski, OF, Marlins (31st Rd)		Crayton Bare, LHP, Dodgers (28th Rd)
1999	* Jason Jennings, RHP, Rockies (1st Rd)	2014	Josh Michalec, RHP, Rockies (21st Rd)
	Jon Topolski, OF, Astros (4th Rd)		Brett Doe, C, Twins (38th Rd)
	Eric Nelson, 2B, Royals (8th Rd)	2016	* Daniel Castano, LHP, Cardinals (19th Rd)
	Mark Outlaw, LHP, Phillies (15th Rd)	2017	Montana Parsons, RHP, Marlins (24th Rd)
	# Bryan Loeb, C, Mets (29th Rd)		Kameron Esthary, OF, Nationals (26th Rd)
	# Jaime Bubela, OF, Red Sox (31st Rd)	2018	Troy Montemayor, RHP, Cardinals (25th Rd)
2000	Chad Hawkins, RHP, Rangers (1st Rd)		# Davis Wendzel, 3B, Red Sox (37th Rd)
	Jace Brewer, SS, Devil Rays (5th Rd)	2019	* Shea Langeliers, C, Braves (1st Rd)
	Kyle Evans, RHP, Indians (6th Rd)		* Davis Wendzel, INF, Rangers (1st Rd)
	* Jaime Bubela, OF, Mariners (7th Rd)		* Cody Bradford, LHP, Rangers (6th Rd)
	Anthony Hensley, OF, Phillies (20th Rd)		Kyle Hill, RHP, Mariners (10th Rd)
	Preston Underdown, IF, Phillies (31st Rd)		Josh Bissonette, INF, Pirates (31st Rd)
2001	* Kelly Shoppach, C, Red Sox (2nd Rd)		# Luke Boyd, RHP, Angels (38th Rd)
	Trevor Mote, 2B, Astros (15th Rd)	2020	* Nick Loftin, INF, Royals (1st Rd)
	Matt Williams, 3B, Cardinals (15th Rd)	2021	Andy Thomas, C, Mariners (5th Rd)
	Josh Scott, LHP, Phillies (25th Rd)		Luke Boyd, RHP, Padres, (17th Rd)
	# Mike Huggins, 1B, Rockies (25th Rd)	2022	Jared McKenzie, OF, Nationals (5th Rd)
2002	Kyle Edens, RHP, Reds (3rd Rd)		Kyle Nevin, OF, Dodgers (11th Rd)
	Mike Huggins, 1B, Orioles (13th Rd)		Jack Pineda, INF, Royals (12th Rd)
	# Steven White, RHP, Brewers (18th Rd)	2024	Mason Marriott, RHP, Diamondbacks (6th Rd)
	Paul Richmond, C, Blue Jays (28th Rd)	2025	Gabe Craig, RHP, Phillies (5th Rd)
	Paul Thorp, RHP, Yankees (31st Rd)		Tyriq Kemp, INF, Royals (6th Rd)
	Justin Taylor, RHP, Royals (38th Rd)		
	# Jared Theodorakos, LHP, Rockies (49th Rd)		
2003	* David Murphy, OF, Red Sox (1st Rd)		
	Steven White, RHP, Yankees (4th Rd)		
	Trey Webb, SS, Expos (5th Rd)		
	Chris Durbin, OF, Red Sox (10th Rd)		
	# Zane Carlson, RHP, Padres (16th Rd)		

156 Draft Picks in Baylor history

# - Did not sign

% - Draft and follow sign the next year

\* - Has appeared on a major league roster







# MAJOR LEAGUE BASEBALL

## KIP WELLS, RHP (1996-98)

CHICAGO WHITE SOX (1999-2001); PITTSBURGH PIRATES (2002-2006); TEXAS RANGERS (2006); ST. LOUIS CARDINALS (2007); COLORADO ROCKIES (2008); KANSAS CITY ROYALS (2008); WASHINGTON NATIONALS (2009); CINCINNATI REDS (2009); SAN DIEGO PADRES (2012)

Yr	Team	ERA	W-L	G/GS	CG	SHO	SV	IP	BB	SO
1999	CHI (AL)	4.04	4-1	7/7	0	0	0	35.2	15	29
2000	CHI (AL)	6.02	6-9	20/20	0	0	0	98.2	58	71
2001	CHI (AL)	4.79	10-11	40/20	0	0	0	133.1	61	99
2002	PIT (NL)	3.59	12-14	33/33	1	1	0	198.1	71	134
2003	PIT (NL)	3.28	10-9	31/31	1	0	0	197.1	76	147
2004	PIT (NL)	4.55	5-7	24/24	0	0	0	138.1	66	116
2005	PIT (NL)	5.09	8-18	33/33	1	1	0	182.0	99	132
2006	PIT (NL)	6.69	1-5	7/7	0	0	0	36.1	18	16
	TEX (AL)	5.62	1-0	2/2	0	0	0	8.0	3	4
2007	STL (NL)	5.70	7-17	34/26	0	0	0	162.2	78	122
2008	COL (NL)	5.27	1-2	15/2	0	0	0	27.1	19	22
	KC (AL)	8.71	0-1	10/0	0	0	0	10.1	11	9
2009	WAS (NL)	6.49	0-2	23/0	0	0	2	26.1	18	18
	CIN (NL)	4.66	2-3	10/7	0	0	0	46.1	22	25
2012	SD (NL)	4.58	2-4	7/7	0	0	0	37.1	20	19
<b>Totals (12 yrs)</b>		<b>4.71</b>	<b>69-103</b>	<b>296/216</b>	<b>3</b>	<b>2</b>	<b>2</b>	<b>1338.1</b>	<b>635</b>	<b>963</b>

## DAVIS WENZEL INF (2017-19)

TEXAS RANGERS (2024)

Yr	Team	AVG	G	AB	R	H	2B	3B	HR	RBI
2024	TEX (AL)	.128	27	47	2	6	2	0	1	2
<b>Totals (1 yr)</b>		<b>.128</b>	<b>27</b>	<b>47</b>	<b>2</b>	<b>6</b>	<b>2</b>	<b>0</b>	<b>1</b>	<b>2</b>

## DENNEY WILIE, OF (1904-08)

ST. LOUIS CARDINALS (1911-1912); CLEVELAND INDIANS (1915)

Yr	Team	AVG	G	AB	R	H	2B	3B	HR	RBI
1911	StL (NL)	.235	28	51	10	12	3	1	0	3
1912	StL (NL)	.229	30	48	2	11	0	1	0	6
1915	CLE (AL)	.252	45	131	14	33	4	1	2	10
<b>Totals (3 yrs)</b>		<b>.243</b>	<b>103</b>	<b>230</b>	<b>26</b>	<b>56</b>	<b>7</b>	<b>3</b>	<b>2</b>	<b>19</b>



# LETTERWINNERS

## A

ADAMS, F. M. 1904(M)  
ADAMS, MICHAEL FLOYD 1966-67-68  
AGUILAR, BRUCE 1986-87-88-89  
AIKEN, MARK 1932(M)  
ALFORD, RAYMOND 1931-32  
ALFORD, THEODORE 1935-36  
ALLEN, BLAKE 2016  
ALLEN, JAMES W. 1940  
ALTMAN, DANIEL 2023-24  
ANDERSON, JOHN 1994, 1997  
ANDERSON, THOMAS R. 1954-55-56  
ANDRADE, KOBE 2022-23-24  
APODACA, ENZO 2024-25  
ARNOLD, JERRY 1979-80-81-82  
ARRINGTON, JUD 1989-90-91  
ARRINGTON, JUSTIN 2015-16  
ASHBY, DOUG 2013-14  
ASHKINOS, JACOB 2018-2021  
ATKINSON, NORMAN 1904

## B

BAILEY, CARSON 2025  
BAILEY, JOSEPH W. 1927  
BAIN, WILLIAM D. "BILL" 1964-65-66  
BAKER, ABEL 2010  
BALES, BRYSON 2025  
BALL, JACKIE 1987-88  
BALSAMO, NICOLAS 2020-21-22  
BALTHROP, LLOYD K. 1968-69  
BARE, CRAYTON 2011-12-13  
BARNES, SHERMAN 1939-40  
BARNETT, J. C. "ABE" 1932-33-34  
BARNETT, JAMES ROBERT 1959-60-61  
BARRON, C. T. 1907  
BARTON, FRED ANTHONY 1968-69  
BARTULA, DAREN 1999  
BASKIN, JAKE 1999  
BATTS, MATT 1941-42  
BAUGH, J. H. 1905-06  
BEALL, PHILIP 1970-71  
BEALL, WILLIAM ERBY, JR. 1971  
BEAN, ALLEN 1932  
BEAN, CECIL S. 1930  
BEANE, ROBERT 1975-76-77  
BEARDEN, BRENT 1993-94  
BEATTY, BLAINE 1985-86  
BEENE, ANDY 1976-79  
BELEW, D. O. 1907-08-09-10  
BELL, GORDON G. 1924-25  
BENEFIELD, WES 1983  
BENGE, BOBBY JOE 1952-53-54  
BENNETT, RAYMOND P., 1930-32  
BENNETT, ROSS 2000-01-02-03  
BERGMAN, BRAYDEN 2025-PRESENT  
BERGMAN, BRETT 1995-96-97-98  
BERGMAN, CALEB 2023-PRESENT  
BERRY, J. DONNEL 1956-57  
BERTELSMAN, RYAN 2017-20  
BEVIL, JOHN EMBRY 1966-67-68  
BEVILL, WILLIAM M. "BILL" 1965-66  
BIAS, DREW 2006-07-08-09  
BICKHAM, SAMMY 1977  
BISSONETTE, JOSH 2016-17-18-19  
BLACK, BRIAN 1990-91-92-93  
BLACK, ROBERT TRACY 1966-67  
BLACK, Z. E. 1908  
BLACKWELL, BRENT 1976  
BLAIR, JAMES ANTHONY 1996-97-98  
BLAIR, JAMES RANDOLPH 1948-49  
BLANDO, MATT 1989-90  
BLANK, TRENT 2009-10-11-12  
BLUTHARDT, JAY 1980  
BOHNY, MIKE 1991-92-93-94  
BOISJOLY, ERIC 1997-98  
BOLGER, HAROLD K. 1937-38-39  
BOLGER, JOHN 1933-34-35  
BOOKER, BEN 2006-07-08-09  
BOONE, DAVID L. 1967-68-69  
BOYD, LUKE 2017-2021  
BRADFORD, CODY 2017-18-19

BRADFORD, MICHAEL 1997-98  
BRADSHAW, W. W. 1922  
BRANCH, KOLBY 2023  
BRATCHER, BART LEE 1970-71  
BRAZELL, DONALD FRED 1974-75-76-77  
BREES, REID 2003-04-05  
BREHM, DEREK 2001  
BREMER, TYLER 2011-12  
BREWSTER, JACE 1999-00  
BRILEY, MICHAEL "MIKE" 1988-89-90-91  
BRONSON, BEN 1994-95  
BROWDER, KOLT 2010-11-12-13  
BROWN, BARRY 1979  
BROWN, KIRKLEY 1923  
BROWN, H. L. 1905  
BROWN, LOGAN 2012-13-14-15  
BRYCE, JAMES 1939-40  
BRZOZOWSKI, GAVIN 2023-24-25  
BUBELA, JAIME 1999-00  
**BUCHANAN, BRAYDEN 2024-PRESENT**  
BUCKALEW, DENNY 1981(M)  
BULLOCK, TYLER 2003-04-05  
BUMPUS, MARK 1971(T)-72(T)  
**BUNCH, CALEB 2025-PRESENT**  
BURK, ADRIAN 1949-50  
BURKE, CHARLIE M. 1936(M)-37(M)  
BURNETT, HARLAN 1941  
BUSTER, A. L. 1906  
BUTLER, HUGH L. 1921-22  
BUTLER, RICHARD B. "RICK" 1968  
BYERLEY, G. S. "BRICKY" 1931  
BYRD, H. D. 1906-08  
BYRD, JOE CURTIS 1941

## C

CADDELL, GEORGE 1970-71(M)-72  
**CALDER, ETHAN 2023-PRESENT**  
CALEY, CAM 2021-22-23  
CALEY, HARRISON 2022-23-24  
CAMP, B. C. 1905  
CAMPBELL, RAYNOR 2007-08-09-10  
CANTU, REUBEN 1984(T)-85(T)-86(T)  
CARDOZA-OQUENDO, ESTEBAN 2020-21-22  
CARL, BEN 2014-15-16  
CARLSON, ZANE 2000-01-03-04  
CARNES, T. E. 1905  
CARPENTER, BRIAN 1990-91-92  
CARTER, CASEY 1994-95  
CARTER, CHARLEY 1998  
CARRELL, EDWIN JAMES 1959  
CARROLL, LEE 1905(M)  
CARUSO, DANIEL 2017-2020  
CASCAEDEN, TUCKER 2017-18  
CASSAVECHIA, NICK 2006-07-08  
CASEY, GEORGE A. 1932  
CASEY, JACK 1941  
CASH, W. A. 1905  
CASTANO, DANIEL 2014-15-16  
CASTERLINE, SCOTT 1982  
CASTLE, CORTLAN 2022-23-24-25  
CAVITT, BILL 1918  
CECCOLI, JOHN 2023  
CHANDLER, TROY "TOM" 1946-47-48  
CHAPMAN, RAY 1920  
CHARTON, FRANK L. "PETE" 1962  
CHESHIRE, JAMES 1982  
CHILDERS, ZAC 2021  
CLARK, HOWARD RUSSELL 1967  
CLEM, HAROLD BRUCE 1932-33  
CLEMMENTS, JARED 2001-02-03-04  
CLEMMONS, ROBERT HARRIS 1958  
**CLEWETT, CAMDEN 2025-PRESENT**  
CLOPTON, RICK 1973-74-75-76  
COCANOWER, JAIME 1977-78  
COFFEY, WILLIAM H. 1924  
COGDILL, MARK 1996-97-99  
COKER, BRAD 1981  
COKER, BURL DEAN 1975-76-77-78  
COLE, W. I. 1906-07-08  
COLLIER, P. D. 1912-13  
COLLIER, RALPH 1923-24-25  
COLLINS, JAMES MICHAEL "MIKE" 1963

COLLINS, TYLER 2010  
COMBS, PAT 1988  
COMPTON, JACK B. 1967  
COMPTON, MIKE 1984  
CONE, HENRY 2022  
CONNALLY, EDWIN 1927  
CONNALLY, FRITZ 1977-78-79-80  
CONNALLY, GORDON W. 1954-55-56  
CONNALLY, H. C. "SNIPER" 1923-24  
COOK, DELANEY 1971  
COPELAND, DENNIS O. 1971-72-73-74  
COPELAND, FREDERICK H. 1948-49-50  
CORBO, LEONARD MELVIN "MEL" 1959  
CORLEY, RANDALL 1981(T)-82(T)  
CORSON, MATT 1994-95  
COSKREY, TOMMY 1979  
COTHARN, BRUCE 1984  
COUEY, RICHARD BRYANT 1963  
COVINGTON, CURTIS "RED" 1920-21-22-23  
COWDEN, DON R. 1957  
COX, AUDIE LEE 1961-62-63  
COX, TROY 1987(T)-88(T)-90(T)  
CRABB, DANNY WAYNE 1969  
CRABB, WENDELL R. 1970-71-72  
CRAFT, W. W. 1906  
CRAIG, GABE 2023-24-25  
CRAWFORD, MARTY 1993-94-95-96  
CREASEY, FRANK D. 1923  
CRENSHAW, CHARLES E. 1937-38  
CROSBY, BILL 1975-77-78  
CROSBY, R.M. "HAWK" 1922  
CROSSLIN, GUY J. "HAP" 1915-16  
CROW, DEAN 1993  
CULLISON, ROBERT VIRL 1957-58-59  
CUNNINGHAM, MILTON 1946(M)  
CUNNINGHAM, RICHARD 2016-17-18-19  
CURRINGTON, CADE 2020-21-22  
CZIMSKEY, MATT 2006-07  
CZIMSKEY, MICHAEL L. 1973-74-75-77

## D

DABNEY, W. Y. "BUCK" 1919  
DALPORTO, STEVE 2010-11-12-13  
DANFORTH, DAVE 1911  
DANIEL, JAMES R. 1962  
DARNELL, DEREK 1995-96  
**DAVENPORT, LUCAS 2025-PRESENT**  
DAVIDSON, FRANCIS "COTTON" 1952-53  
DAVIS, BILLY "TANK" 1982  
DAVIS, BRAZ 1985-86-87  
DAVIS, BRISCOE 1912  
DAVIS, HARRY ALBERT 1951-52-53  
DAVIS, JACKY S. 1956-57  
DAVIS, SHANE 1994-95-96  
DAVIS, TRAE 2011-12  
DAWSON, EVERETT J. 1920  
DENNENY, JIM 1973-74  
DENNIS, GREG 1985  
DENNIS, THURMAN WILLIAM "BILL" 1957  
DEVEREAUX, CHARLES D. 1947-48-49  
DICKENS, PAUL 2019-20  
DICKERSON, DUSTIN 2007-08-09  
DILLON, ZACH 2003-04-05-06  
DILLOW, SAM 1926  
DOE, BRETT 2013-14  
DODGEN, JOHN HARDY 1969-70-71  
DODSON, AARON 2014-15-16-17  
DODSON, JEREMY 1996-97-98  
DORNEMAN, STEVE 1999-00-01-02  
DORRIES, DAVID WILLIAM 1969-70-71  
DOTSON, E. T. 1920  
DOUGLAS, BRAD 1985-86  
DOUGLAS, LOWELL N. 1928-29  
DOWNEY, DAVION 2018-2021  
DOWNEY, RUSSELL 1969  
DRAPER, RUSTY 1981  
DRAPER, WILLIAM 2007  
DUCKWORTH, AGNEW O. 1948-49  
DUCOFF, JONATHAN 2015-16  
DUECY, J. M. "MIKE" 1936-37-38  
DUGAN, DANIEL J. 1972-73-74-75  
DUMAS, DON 1983-84-85

DUNCAN, CHURCHILL "LEFTY" 1916-17-19  
DUNCAN, JOHN WILLIAM 1968-69-70  
DUNCAN, ROGER 1975  
DUPLANTIER, CHANT 1988-89  
DURBIN, CHRIS 2000-01-02-03  
DUKE, TANNER 2024  
DUSEK, RICKY W. 1968-69-70  
DYKEMAN, JERRY M. 1953-54-55  
DYKES, WM. TURNEY FOX 1968-69-70

## E

EADY, BILL 1979-80  
ECHOLS, TOMMY 1989-90  
ECTON, STEVE 1982-83  
EDENS, KYLE 1999-00-01-02  
EDWARDS, C. C. 1904  
EICHLER, DAN 1989  
ELIZONDO, JACKSON 2024  
ELLIS, BILL 1917  
ELLIS, KEVIN 1989-91-92  
ELLISON, ODIS 1931  
ELSBERN, DAVID, JR. 1992  
EMERY, IKE 1914  
ERRANTE, ERIC 2002  
ERWIN, GERALD "JAMES" 1960-61  
ESTHAY, KAMERON 2015-16-17  
EVANS, KYLE 1998-99-00  
EVATT, DAN 2009-10-11-12

## F

FARMER, PAUL 1980-81-82  
FARRINGTON, SIDNEY R. 1916-17  
FERGUSON, RANDY 1969  
FERGUSON, TELFORD G. 1936-38  
FILIP, TOM 2010  
FINCH, SCOTT 1983(T)-84(T)  
FINE, TOMMY 1937-38-39  
FINKE, JAHN 1991-92  
FINLEY 1918  
FISHER, JIMMIE ALLEN 1961-62  
FISHER, JOHN B. 1904-05-06  
FITZPATRICK, RAY L. 1951-52  
FLETCHER, KADE 2024  
FLOREE, J. W. 1907  
FLOWERS, CHARLIE H. 1942  
FOLTYN, FRANK 1989-90-91-92  
FORD, JOSH 2002-03-04-05  
FOREHAND, GEORGE W. 1927-28  
FORESTIERE, ERIK 2006-08  
FORESTIERE, MATT 2003-04  
FORMAN, H. N. 1907  
FORTENBERRY, SETH 2003-04-05-06  
FOUST, DARIN 1988  
FOUTS, JOHN 1911  
FOX, JAMES LELAND 1962-63  
FOX, RICKIE DUANE 1971-72-73-74  
FREDENBURG, DENVER 1998-99  
FREELS, LUTHER MURELL 1933  
FREEMAN, CHANDLER 2021-2022  
FREEMAN, GARY C. 1954-55-56  
FREEMAN, LOGAN 2019-2021  
FREER, MICHAEL 1974(T)-75(T)-76(T)-77(T)  
FREEZE, CARL A. "JAKE" 1923-24-25  
FRITSCH, CRAIG 2008-09-10  
FUENTES, ARTHUR 1960-61-62  
FULBRIGHT 1916  
FUNK, JERRY 1959-60-61

## G

GAMEL, OLIN 1933  
GARCIA, BRETT 2022-23  
GARCIA, MANUEL 1942-46  
GARNER, MAX 2009-11-12-13  
GARRETT, COLLIN 2016-2018  
GARZA, JAVIER 1981  
GEDWED, KENTON 2007-09-10  
GEORGE, MARC 1983  
GERDES, CHASE 2004-05-06-07  
GERNAND, CLARENCE J. "BUBBA" 1937-38  
GERNAND, JULIE W. 1938  
GILBERT, WILLIAM 2019  
GILCREASE, LEVI 2015-16-17-18



# LETTERWINNERS

GILL, BOBBY JOE 1958  
GILLAM, H. 1905  
GILLIAM, JOHN ANDERSON 1958  
GILLIAM, JOHN PHIL 1958  
GILLILAND, VIRGIL 1928-29  
**GLATCH, WILL 2024-PRESENT**  
GLIME, GREGG 2007-08-09-10  
GODWIN, EVAN 2020  
GOLD, MARK 1983-84-85-86  
GOLDEN, FRANKLIN 1939-40-41  
GOODE, R. JONES 1918  
GOODWIN, NATE 2012-13-14  
GOODWIN, RONALD R. 1961-62-63  
GOODWYN, JACK RAY 1954-55-56  
GOLOMB, GRANT 2021-22-23-24  
GONZALES, ALEX 2021-22  
GORE, L.O. "RED" 1924-25  
GOSS, BILL N. 1974  
GOTTLIEB, FREDERIC ELTON 1954-55  
GOUDY 1904  
GOUGH, JOE BOB 1956(M)  
GOUGH, RICHARD 1983-84  
GRAVES, J. E. 1909-10  
GREBECK, CODY 2022  
**GREEN, MASON 2024-PRESENT**  
GREEN, OWEN 1911  
GREEN, RUF E. J. "JIMMY" 1927-28  
GREER, BENJAMIN 2020  
GREER, MASON 2024  
GREGORY, GARY DEAN 1975  
GRESHAM, JOE MAC 1951-52-53  
GREVELLE, FRED 1946-47-48  
GREVELLE, LOUIS K. 1950(M)-51(M)  
GRIFFIN, GAYLE 1926-27-28  
GRIFFIN, MICHAEL 2002-03-04-05  
GRISSEM, R. 1909-10  
GRONER, FRANK 1934  
GROVES, IAN 2022  
GUIDRY, JOE 1988  
GUMMELT, CRAIG 1984-85-86-87  
GWIN, REGINALD WADE 1970-71

## H

HAIL, PATRICK 2024-25  
HAINSFURTHER, JOEY 2009-10-11-12  
HALE, HOWARD 1954(M)  
HALEY, JAMES D. "DON" 1939-40-41  
HALL, BILLY CLARENCE 1958-59-60  
HALL, CODY 2001  
HALL, CRAIG 1980-81-82  
HALL, JERRY LLOYD 1963-64  
HAMMOCK, SETH 2006-07  
HAMMOND, RAY 1990-91-92  
HAMPTON, JOHN PHILIP "PHIL" 1968-69-70  
HANEY, JACK 1955  
HANSEN, SHAVER 2007-08-09  
HARDIN, W. B. 1905  
HARING, COLE 2018-19  
HARPER, KYLE 2019-2021  
HARRELL, O. M. "SLIM" 1911-12  
HARRINGTON, LEE 1956-57-58  
HARRIS, ADOLPH 1940-41  
HARRIS, FRED "RED" 1930-31  
HARRIS, HAL J. 1946-47-48-49  
HARRIS, HERBERT BRIDGES 1956  
HARRIS, TREVOR 2017  
HARTSHORN, TIM 2000-01-02  
HATCHER, RICHARD C. 1959-60  
HATTER, JOHN 1918-19-20-21  
HATTRUP, JACK 2020  
HAWKINS, CHAD 1999-00  
HAWKINS, RICHARD FRAZIER 1968  
HAWKINS, TODD 1985-86-87  
HAYS 1904  
HEAD, JOHN DEAN "RICKY" 1966-67-68  
HEINEMAN, JOE 2016-17-18  
HEILIGBRODT, HAGAN 2002  
HELDOORN, MIKE 2004  
HELMER, BROOKS 2019-2021  
HELTON, BLAKE 2019-20-21-22-23  
HENDERSON, BRUCE 1981-82  
HENRY, KNOX "PEPPER" 1912-13-14-15  
HENRY, WILLIAM LAWRENCE 1918-19  
HENSLEE, W. W. "DOC" 1935-36-37

HENSLEY, ANTHONY 1999-00  
HERN, HAROLD LEON 1961  
HESSEMER, KODY 2015-16  
HESTER, TRAVIS 2021-2022  
HIBBERT, BLAIR 1982-83-84  
HICKS, RAYMOND L. JR. "RUSTY" 1974  
HIGGINBOTHAM, JOE M. 1907(M)  
HIGHTOWER, ALLEN ROSS 1935-36-38  
HILEMAN, LUCAS 2009  
HILL, AUBREY 1942  
HILL, DAVIS 1918-20-21  
HILL, KYLE 2016-17-18-19  
HILL, RANDY 1982-83  
HILTON, STAN 1982-83  
HINTON, JESSE 1978(T)-79(T)-80(T)  
HOLICK, ROBERT J. 1953-54  
HOLLAS, TYSON 1996(M)  
HOLLIS, W. R. 1923-24  
HOOK, WESLEY 1980  
HOOPER, W. N. "RED" 1912  
HOOVER, KERMIT R. "JINX" 1957  
HOPKINS, EVERETT WAYNE 1953-54  
HORNUNG, ADAM 2008-09  
HOUCK, KEITH H. 1977  
HOUGH, BEN W. 1950  
HOWARD, MATT 1988  
HOWARD, MICHAEL 2012  
HOWARD, RICHARD LEROY 1947(M)  
HUBBARD, JAMES KENNETH 1973  
HUBBY, "OSMOSIS" 1915  
HUBENAK, DAN "SPIKE" 1982-83  
HUEY, TONY 1984-85-86-87  
HUFF, WILLIAMS E. 1907  
HUGGINS, MIKE 2000-01-02  
HUMPHREY, BILLY FRANK 1959-60  
HUMPHREYS, KYLE 1904  
HUMPHRIES, L. K. 1907  
HUNTER, DANIEL 1995  
HUTTON, S. R. 1912

## I

ISELL, LARRY DALE 1950-51-52  
ISENBERG, MILTON K. 1952

## J

JACKSON, JAKE 2022  
JACKSON, TIM 2006-07  
JAMESON, CALEB 2025  
JARL, LEROY L. 1947-48-49  
JARVIE, STEVE 1984-85-86-87  
JEFFCOAT, DREW 2006-07  
JEFFREY, C. B. "LEFTY" 1926  
JEFFREY, JAY 1981-82  
JENNINGS, JASON 1997-98-99  
JENNINGS, JOHN 1942-46  
JENNINGS, R. A. "DICK" 1938  
JETT, MARK 1992-93  
JOHANSON, JOHN MICHAEL 1976-77-78-79  
JOHNIGAN, BRYCE 2020 (M)  
JOHNSON, BARNEY 1918  
JOHNSON, BILL 1949 (M)  
JOHNSON, GERALD MORRIS 1958-59  
JOHNSON, JACK 2023-24  
JOHNSON, JOHN DREW 1926-28  
JOHNSON, MIKE 1975  
JOHNSON, RICKY 1982-83  
JOHNSON, TUCKER 2017-18  
**JOHNSON, TY 2024-PRESENT**  
JONES, ADRIAN E. "PETE" 1926-27-28  
JONES, JACK 1925  
JONES, NATHAN 1986-87-88-89  
JONES, ROBERT T. "BOBBY" 1956-57  
JONES, THOMAS "MAC" 1993-94-95  
JORDAN, D. 1918  
JORDAN, DOWD 1915  
JORDAN, JOHN R. "SLIM" 1919  
JORDAN, WESLEY 2024-25

## K

KAY, THERON 2015-16  
KELLER, JIM 1973  
KELLOGG, O. H. "SLIM" 1916-17  
KELLY, J. CLYDE "ABE" 1926  
KELLY, LANE 2014-15  
KELLY, THOMAS PATRICK 1971  
KEMP, W. LONNIE 1939-40

KEMP, TYRIO 2024-25  
KEMPF, WILLIE 2007-08-09-10  
**KENNETT, JJ 2025-PRESENT**  
KENWORTHY, CHRIS 1990(T)-91(T)  
KESLER, BEN 2021  
KETTLER, HAYDEN 2017-2021  
KIERSKY, ROBERT 1930-31  
KILGO, WALTER C. "DUB" 1974-75  
KILGORE, JEFF 1987-88-89  
KIMBROUGH, BILLY RAY 1946-47-48-49  
KIMMEY, BROOKS 2008-09  
KINCANNON, CLAUD 1950  
KING, BRUCE 1982(T)  
KING, RONNIE 1983-84  
KIRKLAND, JOE 2014-15  
KLIAFAS, STEVE 1988-89-90  
KOCH, BARTON "BOTCHY" 1929-30-31  
KOLKHORST, KENNETH 1975-76-77-78  
KOONCE, ALAN 1982-83-84-85  
KRONEY, ARCHIE 1933  
KUNTZ, BRAD 2011-12-14-15

## L

LACY, LANCE 1995-96  
LAMBERT, BRAD 1984  
LAMBERT, DON 2009-10  
LAMBERT, KRIS 1994-95-96-97  
LAMOTTA, RYAN 2003-04-05-06  
LANDRY, MILES 2012-13  
LANGELIERS, SHEA 2017-18-19  
LANGFORD, LAWTON 2011-12-13-14  
LANGLEY, FRANK M. 1963  
LAURENCE, DONNIE RAY 1964-65-66  
LEACH, DREW 2021, 2024-25  
LEAZAR, ROBERT W. 1908-09-10-11  
LECKICH, RYAN 2017-2021  
LEE, HOWARD CECIL 1934-35-36  
LEE, HOWARD CECIL, JR. 1960-61  
LEE, RALPH B. 1933-34  
LEHNHOFF, SCOTT 2000-01  
LEINWEBER, JOE 1942  
LEINWEBER, NOLAN 2000-01  
LETBETTER, TOMMY ROY 1960-61-62  
LEVENS, ROBERT 1987-88  
LEWIS, NICK 2014-15-16-17  
LINEBAUGH, RANDALL 2005-06-07-08  
LINEWEAVER, AARON 1993-94-95  
LISTON, ALFRED EUGENE 1954-55-56  
LITTLE, JACK 2025  
LITTLE, W. A. "JACK" 1910-11-12  
LOEB, BRYAN 1997-98-99-00  
LOFTIN, NICK 2018-20  
LONG, W. D. 1920  
LOOPER, DONALD LEE 1965-66  
LUCAS, FRED A. 1954-55-56  
LUCE, BRANDON 2002  
LUDY, JOSH 2009-10-11-12  
LUFT, RICHIE 1983  
LUMMUS, BRENT 1978-79-80-81  
LUMMUS, JACK 1939-40-41  
LUNA, NANDO 1997  
LUNDY, ROBERT ROLAND 1969-70-71-72  
LYONS, GEORGE LAVALLE 1968-69-70  
LYONS, TED A. 1920-21-22-23

## M

MACK, CEDRIC 1981-82  
MACKEY, WADE 2007-08  
MACKO, STEVE J. 1976-77  
MALINAK, MIKE 1984-85-86-87  
MALLETT, GERALD "JERRY" 1955-56-57  
MALLETT, JEFF 1978-79-80-81  
MALLON, JAMES LENARD 1964-65  
MALTHANER, MARK 1979-80  
MANDEL, JEFF 2004-05-06-07  
MARBERRY, FRED 1957-58  
MARCOM, MATTHEW 1995-96-97-98  
MARINO, JAMES 1946-47  
MARRIOTT, MASON 2022-23-24  
MARSHALL, EDDIE 1922  
MARSHALL, JASON 1992-93  
MARSTALLER, WILLIAM E. 1936-37  
MARTIN, JEFF 1992-93  
MARTIN, MARK 1993-94  
MARTINEZ, STEPHEN "STEVE" 1995-96  
MARTINEZ, RICKY 2019-2021

MARTINEZ, RYAN 2024  
MATHESON, JARED 2023-24  
MATTHEWS, BYRON 1934  
MATTHEWS, TIM 2006-07-08  
MAUDLIN, STEPHEN RAY 1969  
MAYS, KELLIE 1983  
MAZOCH, ZACH 2023-24  
MCAFFEE, SHAWN 1986-87  
MCBROOM, MARVIN "BUTCH" 1965-66  
MCCARTER, JACK 1917  
MCCARTY, BRYAN 1985-86-87-88  
MCCOLLUM, THOMAS A. "BUTCH" 1957  
MCCORMACK, BOBBY 2014  
MCCORMICK, MARK 2003-04-05  
MCCRUMMEN, GERALD "JERRY" 1958  
MCDANIEL, D.Y. 1917-18-19  
MCDONALD, KEVIN 1988  
MCELDOWNEY, JOHN S. 1962-63-64  
MCELROY, BILLY DAVID 1971-72  
MCINVALE, ANDREW 2016  
MCKAY, ALAN 1983  
MCKAY, CONNALLY 1934-35  
MCKAY, SPARKS 1904-05-06-09  
MCKENZIE, JARED 2020-21-22  
MCKINNEY, COLLIN 2024  
MCLEAN, STEVEN 2015-16-17  
MCLEAN, TIM 1981  
MCMAHON, J.B. 1912-13  
MCRAY, KENNETH K. 1969  
MELEAR, WALTER A. 1925  
MENARD, MATT 2014-15-16-17  
MENDENHALL, JIMMIE M. 1912-13-14-15  
MERCURIQ, WES 2011-12-13  
METZGER, RYAN 1998  
MEYER, BRAD 1984-85-86-87  
MICHALEC, JOSH 2013-14  
MICK, JIM 1980-81  
MILAM, TOM 1979  
MILES, JOE COLLIS 1951-53-54  
MILES, PAUL 2006-07-08  
MILLER, AARON 2007-08-09  
MILLER, CAMERON 2015-16-17  
MILLER, JAKE 2010-11-12-13  
MILLER, M. W. "PUG" 1916-17  
MILLER, MATT S. 1957  
MILLER, MAX 2022  
MILLER, ROBERT "BOB" 1941-42  
MITCHELL, GLYNN 1984  
MITCHELL, MATT 1996  
MONCUS, C.L. 1921  
MONROE, CHANCE 1994  
MONTMAYOR, TROY 2015-16-17-18  
MOORE, H. 1907-09-10  
MOORE, JASON 1996  
MOORE, JEFF 1997  
MORRIS, GARY DON 1968  
MORRISON, SCOTT 1995-96  
MORTON, BRENT 1988-89  
MOSLEY, C. P. "BUBS" 1909-10-11-12-13  
MOTE, TREVOR 2001  
MUELLER, MACK 2019-20  
MUIRHEAD, ADAM 2021-22-23  
MUNCY, MAX 2010-11-12  
MURDOCK, MARTIN L. 1961-62-63  
MURPHY, DAVID 2001-02-03  
MURPHY, MARK 1993-94  
**MURRY, GRAYSON 2025-PRESENT**  
MURSKI, ALBIN J. 1942, 1947  
MUSSER, DAVID 1987-88

## N

NATIONS, GRANT 1995  
NAYLOR, JOHNNY 1926-27-28  
NEEDHAM, ANDERSON 2019-20-21-22-23  
NEEDS, JAMES E. "JIM" 1964(M)-65(M)  
NEELY, FRED 1962-63-64  
NELSON, ERIC 1996-97-98-99  
NELSON, TRAVIS E. 1942  
NEUMANN, CASEN 2022-23  
NEVILL, GLENN 1988-89-90-91  
NEVIN, KYLE 2020-2022  
NEWMAN, DILLON 2011-12-13-14  
NEWTON, S. M. 1906-07-08  
NEWTON, TYREE H. 1951-52-53  
NOLEN, SHANE 1976-77-78-79  
NORTON, ARTHUR W. 1933(M)

# LETTERWINNERS

## O

O'BRIEN, ERROL KEITH 1951-52-53  
OLENBUSH, DUTCH 1915  
OLIPHINT, THOMAS H. 1972-73-74  
OLIVER, BOBBY JACK 1956-57-58  
OLIVER, BRAD 1979-81  
OLIVER, DON 1978  
OLIVER, HAMBLETON, 2020-21-22-23  
OLSON, ALEX 1992(T)-93(T)  
ORDONES, MANUEL 1978  
ORF, NATHAN 2012-13  
OTT, KYLE 2015-16-17  
OUTLAW, MARK 1998-99  
OWEN, JACK J. 1932  
OWENS, KENNETH RAY 1953-54

## P

PACE, STEPHEN R. 1963  
PAGANO, FRANK 1968(M)-69(M)  
PANKRATZ, MIKE 2004-05-06  
PAPE, ANDY 2003-04-05-07  
PARKER, JAMES S. "BUDDY" 1949-50-51  
PARKER, PAT 1931  
PARKS, JAMES M. 1932-33-34  
PARKS, MITCHELL 1936-37  
PARRISH, CHIP 1998  
PARSONS, MONTANA 2017  
PATTERSON, CHAD 1986-88  
PATTERSON, J. W. "BILLY" 1938  
PATTERSON, KENNETH 1984-85  
PATTERSON, RON 1995-96  
PATTERSON, RYAN 2021  
PAYLOR, GEORGE 1991(T)  
PEARSON, HUGH GRANT 1947-48-49-50  
PECHACEK, CHAD 1996  
PENDERGRASS, WILL 2023-24-25  
PENNINGTON, GREG 1977-78-79-80  
PERKINS, HENRY WRIGHT 1962-63-64  
PERLMAN, JONATHAN 1977-78-79  
PETERS, TIM 1995  
PETROWSKI, ANDREW 2023-24-25  
PETTIGREW, THOMAS E. 1960-61-62  
PHILLIPS, ALEX 2017-18  
PHILLIPS, LELAND EVERETT 1925(M)  
PIERCE, JONATHAN 2020  
PIERCE, MAURICE S. 1931-32  
PINCKARD, BROOKS 2009-10-11  
PINEDA, JACK 2021-22  
PITTMAN, BEN J. 1920-21-22  
PITTMAN, RALPH D. 1923-24-25  
POLK, CHAD 1997-98  
POLK, WALKER 2023  
POOL, ROBERT S. 1920(M)  
PORTER, GRAYSON 2013-14  
PORTER, JOHN A. 1962-63-64  
POSEY, COLE 2023-24  
POTTER, JOE G. 1929-30  
POTTS, W. 1909  
POWELL, HUBERT 1950  
PRATT, SIDNEY 1929  
PRESTRIDGE, LUKE 1976-77-78-79  
PRICE, CHARLES L. 1951  
PRICE, GARY LYNN 1964-65  
PRICE, LEE 1989-90-91  
PRICE, MITCH 2013-14-15  
PUNCHARD, J. E. 1906-07  
PUNCHARD, OTIS W. 1908-09-10

## R

RADNEY, LINDSAY 1940-41  
RAGAN, MIKE 1992  
RAGUSE, T. J. 2016-17-18-19  
RAINS, WALTER CARL 1962  
RASNER, BRENT 1979-80-81-82  
RATH, FRED H. 1965  
RATH, JAMES VINCENT 1966  
RATHBUN, JASON 1991-92-93  
RATLIFF, JOE 1998-99-00  
RAUGHTON, CLARENCE R. 1957-58-59  
REDDING, JACK 1946-47-48-49  
REDDING, ROBERT JACK 1971-72-73  
REDMON, RONALD W. 1965-66-67  
REEDER, JAMES B. 1942, 1947-48  
REESE, WILLIE A. 1968  
REEVES, RAYMOND D. 1933

REID, J. K. 1921(M)  
REID, OWEN 2006  
REINTJES, STEVE 1996-97  
REITMEIER, TRAYNOR 1993-94-95-96  
REYES, RUDOLPH 1950  
REYNOLDS, KYLE 2003-04-05  
RICHARDS, AARON 1993-94  
RICHARDSON, ODIS H. 1940-41  
RICHARDSON, TED 1985-86-87-88  
RICHARDSON, TRE 2020-21-22  
RICHMOND, PAUL 2001-02  
RICKMAN, J. B. 1918-19  
RIDDLE, DON 1957-58-59  
RIDENOUR, RYAN 1996-97  
**RIEBOCK, PEARSON 2025-PRESENT**  
RIGNEY, CHARLIE 1988-89-90-91  
RIGNEY, WILL 2020-21-22-23  
RINGENBERG, JON 2008-09-10-11  
RIPPEE, JAKE 2006  
ROACH, HASKELL L. 1918(M)  
ROACH, JACK 1917(M)  
ROACH, JAMES WALLIS 1923  
ROACH, LUCIAN 1916-17  
ROACH, TRUETT A. 1926-27-29  
ROBERTS, BOBBY 1939  
ROBERTS, MICHAEL B. 1976-77-78-79  
ROBERTSON, DREW 2016-17-18  
ROBINSON, RODERICK S. 1965-66-67  
ROBINSON, T. P. 1908-09-10-11  
ROBINSON W. CLYDE 1950-51  
ROBISON, JOE ERNEST 1964-65  
ROBISON, MIKE 1988-89-90-91  
RODRIGUEZ, NOLAN, 2020-21-22  
ROGERS, A. M. 1920(M)  
ROGERS, BLAKE 2023  
ROGERS, MARK 1997  
ROGERS, ROSS A. 1942  
ROSS, HAYDEN 2014-15  
ROWE, R.AYMOND "RICKY" 1947-48  
ROWTON, JIMMY CHARLES 1964(T)  
**RUAIS, RJ 2024-PRESENT**  
RUFFCORN, SCOTT 1989-90-91  
RUNNELS, JACK 1930  
RUNNELS, STEVE 1980-81  
RUSSELL, LLOYD O. 1935-36-37  
RUSSO, KEVIN 2005-06  
RUTLEDGE, DON 1965-66

## S

SABATINI, JOE 2014-15-16  
SACCOMANNO, MARK 1999-00-01-03  
SALE, RICHARD HENRY 1958-59  
SALVINO, VIC 1981  
SAMUELS, ED 1904  
SANDERA, JEFF 1996-97  
SANDERFORD, HOMER F. 1916-17  
SANDERS, JAMES WESLEY 1971-72-73  
**SANDERS, TRAVIS 2025-PRESENT**  
SANTOS, GENE DE LOS 1979-80  
SCARBOROUGH, TERRY 1910-11  
SCHAPER, MATTHEW 1979-80  
SCHEID, EMMETT 1928  
SCHOENVOGEL, JACOB 2021-22  
SCHOTT, JOEY 2022  
SCHOTT, JOHN M. 1976-77  
SCHROEDER, EMIL E. "DUTCH" 1948-49  
SCOTT, E. L. 1906  
SCOTT, JOSH 1998-99-00-01  
SEAY, HUNTER 2017-20  
SEBASTIAN, FESTUS JOHNSON 1929  
SEGNER, RYAN 2019  
SEPULVEDA, STEPHEN 2024  
SERNA, JULIAN "PEE WEE" 1974-75  
SEVADJIAN, EMILE 1989-90-91-92  
SEVERIDE, SEAN 1989-90-91-92  
SEVIGNY, KEVIN 2003-04-05-06  
SHANKLIN, DUNCAN B. 1975-76-77  
SHARP, COLLIN 2018  
SHEARIN, GEORGE L. 1946-47  
SHEATS, BEN DEAN 1946  
SHEFFIELD, EDWIN B. 1974  
SHELLEY, W. HAROLD 1931-32  
SHELTON, J. RUDOLPH "RUDY" 1926-27-28  
SHELTON, TERRY 1959  
SHEPHERD, BRENT 1991-92-93-94  
SHEPHERD, KEITH 1983-84-85-86

SHEPPARD, DARRYN 2014-15-16  
SHERMAN, CHARLES E., JR. 1974-75  
SHIPLEY, HARRY D. 1975-76-77  
SHOPPACH, KELLY, 1999-00-01  
SIMMONS, HUNTER 2023-24-25  
SIMON, MARK 1980-81  
SIMS, LEGRAND 1952(M)-53(M)  
SISCO, JACK SR. 1925-27  
SKEELER, JIM 1980  
SLATER, CHRIS 2008-09-10-11  
SMART, TERRY 1983  
SMITH, ALICE 1993(T)  
SMITH, AUBREY 1927-28-29  
SMITH, CASE 2015  
SMITH, DARRYL 1988-89  
SMITH, DAVID PAUL 1971  
SMITH, HOWARD O. 1917-18  
SMITH, IRA A. 1914  
SMITH, JERRY CARL 1970  
SMITH, LARRY LEONARD 1967-68  
SMITH, ROGERS M. 1934-35  
SMITH, RYAN 2012-13  
SMITH, S. J. 1905-06  
SMITH, STEVE 1982-83  
SNEED, CHADWICK B. 1947-48-49  
SNYDER, ALLEN B. 1927-28(M)-29  
SODOLAK, MATT 2006-07  
SORELLE, BOYD "JELLEY" 1935-36-37  
SPEED, ROSS 2009-10  
SPICER, SEAN 2013-14-15  
SPOONER, JUSTIN 2002  
SPRINGSTON, CLIFF 2006-07  
STAGNER, MARK 1982  
**STAHL, STEFAN 2025-PRESENT**  
STALLINGS, TROY 1925-26-27  
STANFORD, DAVID 1980  
STANLEY, JASON 1987  
STANTON, HERSCHEL 1915-16  
STANTON, THOMAS IRWIN 1972-73  
STARNES, ANDREW 1990(T)-91(T)-92(T)  
STARNES, DAVID 1978-79-80  
STASIO, COLE 2021-22-23-24-25  
STATHAM, GARY DON 1964-65  
STEARNS, CLAUDE 1929  
STEPHENS, JEFF 1990  
STEPHENS, W. G. 1921-23(M)  
STERLING, M. THORNTON 1934-35-36  
STEVENSON, CECIL 1919  
STOLLENWRECK, J. W. 1933  
STONE, AUSTIN 2012-13-14-16  
STONE, BOBBY 1987  
STONE, BRANDON 1995  
STONE, JOHNNY L. 1929-30-31  
STONE, MARSHALL WAYNE 1960-61  
STOREMSKI, KYLE 2020  
STOTTS, ROBERT H. 1950-51  
STOVER, S.S. 1906(M)  
STRACENER, AUSTIN 2023  
STRICKLAND, BENNIE F. 1924-25-26  
STRICKLAND, E. RAYMOND 1932  
STRICKLAND, F. B. 1920-21-23  
STRICKLAND, F. B. JR. 1958  
STROTH, TRENT 1987-88  
STUART, STEPHEN LAYNE 1970-71-72  
STUBBS, JACK 1992-93-95  
SULLIVAN, MICKY 1952-53-54  
SUNSERI, CASEY 2023  
SUTTON, DREW 2004  
SWANBERG, RANDY 1986-87  
SWEENEY, SEAN 1993-94  
SZEKELY, JOE 1946-47-48-49

## T

TALAMANTEZ, HENRY S. 1954-55-56  
TANNER, JOHN S. 1920-21-22  
TATUM, JOHN A. 1962-63-64  
TAYLOR, JUSTIN 1999-00-01-02  
TAYLOR, "TREY" DAVID 2002-03-04-05  
TEAGUE, JEFF 1980(T)  
TENNISON, HARRY 1938-39-40  
TEPLANSKY, HUNTER 2023-24-25  
TERRY, JOE CLEO 1939-40-41  
TERRY, SAM GEORGE 1960-61  
THEODORAKOS, JARED 2000-01-02-04  
THOMAS, ANDY 2017-2021  
THOMAS, JEFF 1992-93

THOMAS, TYLER 2018-19-20-21-22  
THOMASON, PAUL 1975(M)  
THOMPSON, A. J. "BLONDY" 1916-17  
THOMPSON, JASON 2006  
THOMPSON, KIRK 1986(T)  
THOMPSON, LUKE 2021  
THOMPSON, PAUL 1974(M)  
THORLEY, DARRELL 1985-86-87  
THORP, PAUL 2000-01-02  
THURMAN, MACE 2008  
TODD, KYLE 1984-85  
TOLLESON, SHAWN 2008-09-10  
TOLSON, DREW 2014-15-16  
TOPOLSKI, JON 1996-97-98-99  
TOTY, ADAM 2012-13-14-15  
TOWEY, CAL 2010-11-12-13  
TRAYLOR, DOYLE WAYNE 1955-56-57  
TREMAIN, COLE 2023  
TREVATHAN, JIM 1982-83  
TRIPPE, WILLIAM A. "BILL" 1966(T)  
TROTZO, MATT 1991-92-93-94  
TUCKER, STAN D. 1975  
TUNNELL, LEE 1979-80-81  
TUNNELL, WEST 2013-14-15-16  
TURK, LYNN TRUMAN 1967  
TURLEY, JOSH 2010-11-12  
TURNER, ROBERT GAVIN 1958-59-60  
TURNER, W. C. 1904

## U

UHLAENDER, TED O. 1959-60-61  
UNDERDOWN, PRESTON 1997-98-99-00

## V

VALADEZ, DANNY 2023  
VALDEZ, ANTONIO 2021-22  
VANALLEN, CORY 2004-05-06  
VAUGHN, RAY 1973  
VELA, RICHARD CARDONA 1972-73  
VERRETT, LOGAN 2009-10  
VICK, LOGAN 2010-11-12  
VILADE, JAMES 1994-95  
VINSON, FRED N. 1935-36-37  
VISKER, JARED 1996-97-98  
VOLKER, MATT 2022  
VOLZ, KENDAL 2007-08-09

## W

WAFER, HOWARD A. 1942  
WAITES, STEVE 1994-95  
WALKER, E. 1909  
WALKER, G. A. 1907  
WALKER, JAY STEWART 1966(M)-67(M)  
WALKER, ROB 1993-94  
WALKER, SEAN 2002-03-04-05  
WALKER, WES 1981  
WALKER, WILLIAM H. "BILL" 1919  
WALSH, JAKE 2019  
WALTERS, JOHN SCOTT 1972-73  
WALTERS, ROLAND E. 1950  
WALTON, JASON 1992-93-94  
WARD, H. L. 1907  
WARD, LARRY J. "JACK" 1960-61  
WARE, LANDIS 2008-09-10-11  
WATSON, GARY THOMAS 1965-66  
WEATHERS, GUY 1920  
WEAVER, COLE 2017-18-19  
WEAVER, TRENT 1988-89  
WEBB, "TREY" BILLY 2001-02-03  
WEEKLY, RICHARD 1937-38  
WEEMS, BEAMER 2006-07-08  
WEGHORST, JAKE 2006-07  
WEHSENER, CHASE 2019-20-21-22  
WEILMAN, WILLIS 1912-13  
WELLS, JOSEPH MICHAEL 1975-76-77-78  
WELLS, KIP 1996-97-98  
WELLS, W. STONE "RED" 1930-31-32  
WENDEL, DUNCAN 2013-14-15  
WENZEL, DAVIS 2017-18-19  
WHARTON, JOE 1992-93  
WHITE, ROBBY 1994-95-96  
WHITE, STEVEN 2000-01-02-03  
WHITE, WOODROW WILSON 1935-36  
WICKER, E. T. 1904  
WIEBUSCH 1917-18  
WILCOX, JIM 1904



# LETTERWINNERS

WILIE, C. L. 1904-05-06-07-08  
 WILIE, ERNEST 1909-10-11  
 WILKERSON, JACKSON 2024  
 WILKERSON, W. D. "TOPSY" 1923  
 WILKIRSON, CAD T. 1905-06-07  
 WILLARD, JON 1988  
 WILLIAMS, JOEL THOMAS 1940  
 WILLIAMS, KENNETH O. 1951-52-53  
 WILLIAMS, MATT 1998-99-00-01  
 WILLIAMSON, ARTHUR 1938  
 WILLIAMSON, CLIFFORD 1926  
 WILLIAMSON, ROY CARTER 1922-23-24  
 WILLIS, BYRON D. 1959-60-61  
 WILLIS, JACK K. 1941  
 WILLOUGHBY, HERMAN TAYLOR 1951-52-53  
 WILSON, BUBBA 1988(T)  
 WILSON, BURNICE 1986-87  
 WILSON, DAVID WOODROW 1967-68-69  
 WILSON, HOWARD "YANK" 1916-17-19  
 WILSON, JAMES 1987(T)  
 WILSON, KENTON L. 1972-73-74-75  
 WILSON, TODD 1986-87  
 WILSON, W. L. "JAKE" 1929-30-31  
 WIMPEE, ANDY 1966-67  
 WIMPEE, BEAU 2021-22  
 WINSTON, JIMMY 2017-2021  
 WINTER, KEVIN 2010  
 WITT, JAMES R. 1939-40-41  
 WITT, PAUL 2002-03-04-05  
 WOMACK, CHASE 2024  
 WOMBLE, BLAKE 2003  
 WOMBLE, C. OLIVER 1904-05-06  
 WOOD, CAL 1980-81-82-83  
 WOOD, CHARLTON B. 1916  
 WOOD, JOE VICTOR 1922(M)  
 WOOD, WERNER 1925  
 WOODS, JAMES 1982  
 WOODS, LEONARD W. 1975-76-77  
 WOODY, ABE 2003-04-05  
 WOOLLEY, JOHNNY L. "BUDDY" 1975-76-77  
 WOYTEK, REED 2006-08-09  
 WUENSCH, RONALD W. 1963  
 WYNN, STERLING 2013

## Y

---

YARD, JOHN 1985-87  
 YORK, JAMES MARTIN 1959  
**YOUENS, JOHN 2025-PRESENT**  
 YOUNG, DAVID EDWARD 1960-61-62

## Z

---

ZAMORA, RAUL 1971-72  
 ZAMORA, ROBERT 1965  
 ZBORIL, RON 1999-00-01-02  
 ZYLKS, DONALD RAY 1968(T)-69(T)

(M) - MANAGER  
 (T) - TRAINER



## ALL-TIME LINEUPS

**1946** **12-9**

RF Chuck Devereaux  
 CF James Marino  
 LF Joe Szekely  
 3B Hal Harris  
 SS Billy Kimbrough  
 2B Jack Redding  
 1B Fred Grevelle  
 C Tom Chandler  
 P Manuel Garcia  
 P George Shearin  
 P Ben Sheets

**1947** **12-8**

RF Chuck Devereaux  
 CF Chad Sneed  
 LF Joe Szekely  
 SS Hal Harris  
 2B Jack Redding  
 1B Tom Chandler  
 C Hugo Pearson  
 P Leroy Jarl  
 P Rickey Rowe  
 P George Shearin

**1948** **18-11**

RF Chad Sneed  
 CF Chuck Devereaux  
 LF Fred Grevelle  
 3B J.B. Roeder  
 SS Hal Harris  
 2B Jack Redding  
 1B Tom Chandler  
 C Joe Szekely  
 P James Blair  
 P Fred Copeland  
 P Ben Hough  
 P Leroy Jarl  
 P Rickey Rowe  
 P Ben Sheets

**1949** **17-11**

RF Joe Szekely  
 CF Chuck Devereaux  
 LF Dutch Schroeder  
 3B Buddy Parker  
 SS/P Adrian Burk  
 2B Jack Redding  
 1B Chad Sneed  
 C Hugo Pearson  
 P James Blair  
 P Fred Copeland  
 P Ben Hough  
 P Leroy Jarl  
 P Clyde Robinson

**1950** **20-10**

RF Larry Isbell  
 CF Buddy Parker  
 LF Hubert Powell  
 3B Rudy Reyes  
 SS Robert Stotts  
 2B Roland Walters  
 1B Adrian Burk  
 C Hugh Pearson  
 P Fred Copeland  
 P Ray Fitzpatrick  
 P Clyde Robinson

**1951** **10-10**

RF Bobby Stotts  
 CF Buddy Parker  
 LF Keith O'Brien  
 3B Ken Williams  
 SS Harry Davis  
 2B Ty Newton  
 1B Joe Miles  
 C Larry Isbell  
 P Ray Fitzpatrick  
 P Joe Mac Gresham  
 P Clyde Robinson

**1952** **UNKNOWN**

OF Keith O'Brien  
 OF Taylor Willoughby  
 3B Ken Williams  
 SS Harry Davis  
 2B Ty Newton  
 1B Joe Miles  
 C Larry Isbell  
 P Ray Fitzpatrick  
 P Joe Mac Gresham

**1953** **UNKNOWN**

RF Wayne Hopkins  
 LF Mickey Sullivan  
 3B Jerry Dykeman  
 SS Harry Davis  
 2B Ty Newton  
 1B Joe Miles  
 C Bobby Benge  
 P Joe Mac Gresham  
 P Bobby Holick

**1954** **15-9-1**

RF Wayne Hopkins  
 LF Mickey Sullivan  
 3B Jerry Dykeman  
 SS Wayne Connally  
 1B Joe Miles  
 C Bobby Benge  
 P Jack Goodwyn  
 P Fred Gottlieb  
 P Bobby Holick

**1955** **11-14**

RF Gary Freeman  
 CF Jerry Mallett  
 LF Allen Lucas  
 3B Jerry Dykeman  
 SS Wayne Connally  
 2B Tom Anderson  
 1B Jack Haney  
 P Jack Goodwyn  
 P Fred Gottlieb

**1956** **12-11**

CF/P Jerry Mallett  
 OF/P Jacke Davis  
 OF Gary Freeman  
 3B Doyle Traylor  
 SS Wayne Connally  
 2B Tom Anderson  
 C Bobby Jack Oliver  
 C Gene Liston  
 P John Gilliam  
 P Jack Goodwyn  
 P Rudy Raughton  
 P Dan Sykes

**1957** **10-11**

CF Jerry Mallett  
 OF Jacke Davis  
 OF Bill Dennis  
 C Lee Harrington  
 3B Bobby Jones  
 SS Fred Marberry  
 2B Doyle Traylor  
 1B Donnell Berry  
 P Thomas McCollum  
 P Matt Miller  
 P Rudy Raughton

**1958** **5-17**

RF Bobby Gill  
 CF Pat Sisk  
 LF Bill Dennis  
 3B Richard Sale  
 SS Fred Marberry  
 2B Don Riddle  
 1B/C Bobby Jack Oliver  
 C Lee Harrington  
 P Bob Gullison  
 P Rudy Raughton  
 P Terry Shelton

**1959** **12-13**

RF Billy Humphrey  
 CF Richard Sale  
 LF Ted Uhlaender  
 3B Don Riddle  
 SS Bob Turner  
 2B Jerry Funk  
 1B Mel Corbo  
 C Ed Carrell  
 P Bob Cullison  
 P Gerald Johnson  
 P Rudy Raughton  
 P Terry Shelton

**1960** **15-7**

RF Tommy Letbetter  
 CF Arthur Fuentes  
 LF Ted Uhlaender  
 3B Bob Turner  
 SS Sam Terry  
 2B Jerry Funk  
 1B Bryon Willis  
 C Billy Hall  
 P Bobby Barnett  
 P Tom Pettigrew  
 P Jack Ward

**1961** **18-4-1**

RF Tommy Letbetter  
 CF Arthur Fuentes  
 LF Ted Uhlaender  
 3B Ronnie Goodwin  
 SS Sam Terry  
 2B Jerry Funk  
 1B Bryon Willis  
 C David Young  
 P Bobby Barnett  
 P Tom Pettigrew  
 P Jack Ward

**1962** **17-7**

RF Tommy Letbetter  
 CF Audie Cox  
 LF Arthur Fuentes  
 OF/C Martin Murdock  
 3B Jimmy Fox  
 SS Ronnie Goodwin  
 2B John McEldowney  
 1B Fred Neely  
 C David Young  
 P Pete Charton  
 P Jimmy Fisher  
 P Henry Perkins

**1963** **13-11**

RF Martin Murdock  
 CF Audie Cox  
 LF Jerry Hall  
 3B Jimmy Fox  
 SS Ronnie Goodwin  
 2B John McEldowney  
 1B/P Fred Neely  
 C John Tatum  
 P Richard Couey  
 P Henry Perkins  
 P John Porter

**1964** **18-7**

RF Donnie Laurence  
 CF Jimmy Mallon  
 LF Gary Price  
 3B Jerry Hall  
 SS Bill Bain  
 2B John McEldowney  
 1B Fred Neely  
 C John Tatum  
 P Henry Perkins  
 P John Porter  
 P Gary Statham

**1965** **18-7**

RF Ronnie Redman  
 CF Jimmy Mallon  
 LF Gary Price  
 3B Bill Bain  
 SS Don Looper  
 2B Gary Watson  
 1B Donnie Laurence  
 P Bill Bevil  
 P Fred Rath  
 P Rod Robinson  
 P Gary Statham

**1966** **18-10-1**

LF Ronnie Redman  
 OF Mike Adams  
 OF Don Rutledge  
 3B Bill Bain  
 SS Don Looper  
 SS/C Rickey Head  
 1B Donnie Laurence  
 C Butch McBroom  
 P John Bevil  
 P Tim Rath  
 P Rod Robinson

**1967** **14-13**

OF Larry Boone  
 OF Ronnie Redman  
 OF/C Mike Adams  
 SS/C Rickey Head  
 2B David Wilson  
 1B Rusty Clark  
 P John Bevil  
 P Rod Robinson

**1968** **14-13**

OF Mike Adams .204, 1, 9  
 OF Freddy Barton .188, 1, 6  
 OF Larry Boone .292, 2, 8  
 3B/2B Skip Balthrop .189, 0, 3  
 SS/C Rickey Head .274, 4, 15  
 2B David Wilson .222, 0, 4  
 1B Bill Dykes .341, 3, 11  
 P John Bevil 6-4, 1.05, 69  
 P Bill Duncan 3-0, 2.52, 13  
 P Rick Dusek 2-3, 2.09, 24



# ALL-TIME LINEUPS

1969		10-17		1975		25-19		1981		21-24		1986		40-22	
CF	John Dodgen		.279, 1, 9	RF	Danny Dugan		.269, 1, 17	CF	Mark Simon	Sr.	.273, 4, 13	RF	Brad Douglas	Sr.	.321, 4, 41
OF	Larry Boone		.253, 2, 15	CF	Richard Clopton		.308, 2, 23	LF	Cedric Mack	So.	.304, 1, 12	CF	Tony Huey	Jr.	.348, 5, 38
OF/P	Freddy Barton		.161, 0, 10	LF	Leonard Woods		.232, 3, 10	3B	Cal Wood	So.	.256, 4, 18	LF/DH	Mike Malinak	Jr.	.372, 12, 57
3B/SS	Skip Balthrop		.190, 0, 1	3B	Mike Johnson		.288, 4, 23	SS	Jay Jeffrey	Jr.	.320, 6, 29	3B	Steve Jarvie	Jr.	.278, 4, 31
2B	David Wilson		.116, 0, 5	SS	Duncan Shanklin		.272, 0, 13	2B	Brad Oliver	Jr.	.316, 3, 25	SS	Brad Meyer	Jr.	.354, 3, 44
1B	Bill Dykes		.273, 1, 4	2B	Pee Wee Serna		.310, 5, 23	1B	Jim Mick	Sr.	.280, 1, 18	2B	Shawn McAfee	Jr.	.295, 0, 32
1B	Roland Lundy		.289, 0, 6	1B	Ken Kolkhorst		.288, 7, 32	C/DH	Jeff Mallett	Sr.	.297, 11, 30	1B	Keith Shepherd	Sr.	.359, 8, 43
P	Dave Dorries	3-3	5.06, 15	P	Burl Coker	5-3	5.10, 33, 1	DH/3B	Brent Lummus	Sr.	.200, 0, 8	C	Todd Hawkins	Jr.	.325, 7, 53
P	Bill Duncan	1-2	1.89, 15	P	Walter Kilgo	9-4	2.91, 66	P	Jerry Arnold	Jr.	4-8, 7.86, 39	DH/3B	Nate Jones	Fr.	.269, 1, 15
P	Ricky Dusek	3-4	2.75, 37	P	Harry Shipley	2-3	4.36, 26	P	Paul Farmer	Sr.	4-4, 3.27, 30, 1	UT	Kenneth Patterson	Sr.	.255, 3, 15
<b>1970</b>		<b>16-21</b>		<b>1976</b>		<b>23-19</b>		<b>1982</b>		<b>25-22</b>		<b>1987</b>		<b>38-15</b>	
CF	John Dodgen		.307, 5, 13	RF	Shane Nolen		.312, 4, 30	RF	Randy Hill	Jr.	.202, 1, 17	RF	Todd Wilson	Sr.	.331, 3, 28
OF	Jerry Smith		.216, 0, 6	CF	Richard Clopton		.326, 5, 26	CF	Cedric Mack	Jr.	.232, 2, 12	CF	Tony Huey	Sr.	.358, 5, 41
3B	Bart Bratcher		.184, 2, 4	LF	Leonard Woods		.256, 5, 17	LF	Jay Jeffrey	Sr.	.239, 1, 9	RF	Mike Malinak	Sr.	.363, 9, 49
SS	Wendell Crabb		.180, 0, 5	3B	Steve Macko		.285, 1, 18	3B	Cal Wood	Jr.	.237, 2, 13	3B	Nate Jones	So.	.342, 3, 32
2B	Skip Balthrop		.390, 4, 16	SS	Duncan Shanklin		.281, 3, 12	SS	Steve Ecton	Jr.	.191, 1, 8	SS	Brad Meyer	Sr.	.309, 3, 29
1B	Bill Dykes		.248, 3, 16	2B	Mike Wells		.250, 2, 14	2B/SS	James Woods	Jr.	.278, 5, 23	2B	Shawn McAfee	Sr.	.317, 2, 36
1B	Roland Lundy		.270, 0, 4	1B/DH	Ken Kolkhorst		.180, 1, 12	1B	Billy "Tank" Davis	Jr.	.297, 6, 32	1B	Steve Jarvie	Sr.	.238, 9, 36
C	George Lyons		.250, 1, 12	C	Buddy Woolley		.229, 1, 8	DH/C	Spike Hubenak	Jr.	.245, 2, 12	C	Todd Hawkins	Sr.	.295, 6, 43
P/OF	Freddy Barton	1-2	1.77, 14	P	Andy Beane	8-1	3.21, 60	C	Jim Trevathan	Jr.	.359, 7, 21	DH	Burnice Wilson	So.	.263, 3, 16
P	Dave Dorries	2-3	1.36, 18	P	Burl Coker	4-5	3.47, 32, 1	P	Jerry Arnold	Sr.	4-6, 3.29, 58	SP	Pat Combs	So.	9-1, 2.76, 88
P	Bill Duncan	2-3	2.26, 12	P	Mike Roberts	6-2	2.91, 36	P	Stan Hilton	Jr.	3-2, 4.50, 41	SP	Craig Gummelt	Sr.	5-5, 4.47, 58
P	Ricky Dusek	5-4	3.99, 40	<b>1977</b>		<b>43-15</b>		<b>1983</b>		<b>26-22</b>		<b>1988</b>		<b>25-31-1</b>	
CF	Raul Zamora		.315, 1, 16	RF/P	Shane Nolen	So.	.252, 4, 29	RF	Randy Hill	Sr.	.342, 1, 10	RF	Joe Guidry	Fr.	.241, 3, 24
CF	John Dodgen		.301, 3, 15	LF	Leonard Woods	Sr.	.295, 13, 44	CF	Ronnie King	Jr.	.308, 4, 19	CF	Mike Robison	Fr.	.240, 1, 9
LF/3B	Benny Copeland		.324, 0, 16	3B	Fritz Connally	Fr.	.306, 7, 47	LF	Blair Hibbert	Jr.	.269, 0, 16	LF/DH	Jackie Ball	Sr.	.255, 3, 15
3B	Bart Bratcher		.202, 1, 5	SS	Steve Macko	Fr.	.417, 8, 49	3B	Cal Wood	Sr.	.312, 6, 30	3B	Mike Briley	Fr.	.273, 4, 19
SS	Bob Redding		.243, 3, 15	2B	Duncan Shanklin	Sr.	.289, 1, 19	2B	Steve Ecton	Sr.	.232, 1, 16	SS	Steve Klifafas	Fr.	.232, 1, 23
2B	Wendell Crabb		.259, 3, 16	DH/1B	Ken Kolkhorst	Jr.	.363, 6, 51	1B	Richard Gough	Jr.	.231, 1, 15	2B	Trent Weaver	Jr.	.311, 2, 28
1B	Roland Lundy		.273, 0, 16	1B	Luke Prestridge	So.	.304, 4, 24	C/DH	Spike Hubenak	Sr.	.280, 3, 14	1B	Brent Morton	Jr.	.279, 3, 24
C	Reggie Gwin		.158, 0, 6	C	Mike Czimsky	Sr.	.276, 9, 37	DH/C	Jim Trevathan	Sr.	.289, 3, 25	C/1B	Chad Patterson	Sr.	.288, 0, 18
IF	Phil Beall		.214, 0, 6	P/CF	Burl Coker	Jr.	10-4, 2.27, 59	DH/C	Stan Hilton	Sr.	8-2, 2.74, 51	DH	Trent Stroth	Sr.	.277, 1, 24
P	Rickie Fox	6-4	1.95, 28	P	Sammy Bickham	Fr.	10-4, 3.18, 86	P	Alan McKay	Jr.	4-1, 2.51, 39, 7	SP/RP	Pat Combs	Jr.	7-6, 2.16, 97, 2
P	Jim Sanders	4-4	3.48, 38	P	Don Brazell	Sr.	1-1, 3.07, 32, 2	P	Steve Smith	Jr.	6-7, 3.57, 47	SP	Bruce Aguilar	Jr.	7-3, 3.12, 55
P	Steve Stuart	4-4	3.79, 49	P	Jaime Cocanower	So.	8-3, 2.49, 59, 1	<b>1984</b>		<b>26-23</b>		SP/RP	Robert Levens	Jr.	4-3, 4.94, 41, 0
<b>1972</b>		<b>20-20</b>		<b>1978</b>		<b>32-19</b>		RF	Richard Gough	Sr.	.235, 1, 26	SP/RP	Braz Davis	Jr.	4-0, 8.05, 25, 0
RF	Raul Zamora		.276, 1, 14	RF	Mike Wells	Sr.	.258, 3, 26	CF	Ronnie King	Sr.	.353, 4, 30	RP	Randy Swanberg	Jr.	3-1, 3.60, 20, 3
OF	Danny Dugan		.247, 0, 8	OF/P	Shane Nolen	Jr.	.309, 9, 37	CF	Blair Hibbert	Sr.	.328, 3, 26	<b>1988</b>		<b>32-19</b>	
OF	Tom Stanton		.212, 0, 2	LF	Mike Johanson	Jr.	.298, 6, 48	LF	Blair Hibbert	Sr.	.328, 3, 26	RF	Tommy Echols	Jr.	.303, 5, 33
OF/SS	Bob Redding		.236, 1, 7	3B	Fritz Connally	So.	.316, 11, 44	3B	Mike Malinak	Fr.	.283, 4, 34	CF	Mike Robison	So.	.343, 0, 24
3B	Denny Copeland		.259, 2, 19	SS	Bill Crosby	Sr.	.254, 1, 9	SS	Kyle Todd	Jr.	.323, 5, 21	LF	Chant Duplantier	Jr.	.253, 0, 18
SS	Tommy Oliphint		.305, 0, 4	2B	Manual Ordonez	Sr.	.291, 2, 34	SS	Brad Meyer	Fr.	.343, 1, 32	3B/DH	Mike Briley	So.	.372, 2, 23
2B	Wendell Crabb		.284, 3, 12	1B	Luke Prestridge	Jr.	.332, 4, 33	2B	Brad Meyer	Fr.	.343, 1, 32	SS	Steve Klifafas	So.	.337, 2, 33
2B	John Walters		.275, 0, 5	P/CF	Burl Coker	Sr.	9-2, 1.64, 41, 2	1B/P	Keith Shepherd	So.	.373, 2, 34	2B/3B	Trent Weaver	Sr.	.327, 7, 26
P	Rickie Fox	3-5	3.76, 33	P	Jaime Cocanower	Jr.	4-5, 5.87, 46	C	Brad Lamberth	Fr.	.304, 0, 14	1B	Sean Severide	Fr.	.296, 2, 24
P	Jim Sanders	6-5	2.72, 47, 2	P	Jon Perlman	Jr.	5-3, 3.50, 44, 1	P/DH	Kenneth Patterson	So.	5-4, 5.99, 42	C	Charlie Rigney	So.	.240, 0, 18
P	Steve Stuart	4-3	3.26, 41	P	Mike Roberts	Jr.	6-1, 2.36, 36, 2	P	Don Dumas	Jr.	4-4, 5.24, 27, 1	UT	Jud Arrington	Fr.	.287, 0, 18
P	Rick Vela	5-5	2.87, 42, 2	<b>1979</b>		<b>34-15</b>		P	Craig Gummelt	Fr.	3-3, 5.27, 35, 1	SP	Bruce Aguilar	Sr.	6-6, 5.66, 77
<b>1973</b>		<b>21-17</b>		RF/DH	Greg Pennington	Jr.	.400, 3, 29	P	Alan Koonce	Jr.	5-5, 5.96, 27	SP	Glenn Nevill	So.	7-1, 2.82, 65
CF	Rick Clopton		.300, 0, 6	CF/P	Shane Nolen	Sr.	.211, 3, 14	<b>1984</b>		<b>26-23</b>		SP	Scott Ruffcorn	Fr.	4-3, 4.63, 54
OF	James Keller		.248, 3, 16	LF	Mike Johanson	Sr.	.224, 3, 14	RF/1B	Keith Shepherd	Jr.	.288, 8, 32	SP	Jeff Kilgore	Sr.	6-2, 5.45, 63
OF	Tom Stanton		.232, 2, 12	3B	Fritz Connally	Jr.	.340, 6, 25	CF	Tony Huey	So.	.337, 4, 39	RP	Frank Foltyn	Fr.	5-2, 3.72, 53, 5
3B	Denny Copeland		.276, 1, 15	SS	Matt Schaper	Jr.	.248, 1, 13	LF/DH	Steve Jarvie	So.	.374, 5, 27	<b>1985</b>		<b>42-13</b>	
SS	Tommy Oliphint		.128, 0, 8	IF/DH	Brent Lummus	So.	.283, 1, 17	OF	Brad Douglas	Jr.	.273, 2, 27	RF/1B	Keith Shepherd	Jr.	.288, 8, 32
2B	Kent Walters		.198, 0, 6	1B	Luke Prestridge	Sr.	.370, 4, 30	3B	Kyle Todd	Sr.	.362, 6, 43	CF	Tony Huey	So.	.337, 4, 39
1B	Bob Redding		.227, 4, 22	C	Gene de los Santos	Jr.	.231, 1, 18	SS	Greg Dennis	Sr.	.370, 6, 28	LF/DH	Steve Jarvie	So.	.374, 5, 27
C/P	Kent Wilson		.148, 0, 2	P	Andy Beene	Sr.	5-3, 5.24, 51	2B	Brad Meyer	So.	.233, 2, 20	OF	Brad Douglas	Jr.	.273, 2, 27
P	Rickie Fox	6-4	2.84, 24, 1	P	Jon Perlman	Sr.	12-3, 2.76, 50	1B	Mike Malinak	So.	.320, 8, 34	3B	Kyle Todd	Sr.	.362, 6, 43
P	Jim Sanders	4-4	3.60, 46, 1	P	Mike Roberts	Sr.	5-2, 2.45, 41, 5	C	Todd Hawkins	So.	.351, 4, 34	SS	Greg Dennis	Sr.	.370, 6, 28
P	Rick Vela	3-5	3.00, 42, 1	<b>1980</b>		<b>25-19-2</b>		P/DH	Kenneth Patterson	Jr.	6-1, 3.44, 70	2B	Brad Meyer	So.	.233, 2, 20
<b>1974</b>		<b>25-19</b>		RF	Mark Malthaner	Sr.	.206, 0, 9	P	Blaine Beatty	Jr.	9-4, 3.69, 71, 1	1B	Mike Malinak	So.	.320, 8, 34
RF	Danny Dugan		.250, 5, 22	CF	Mark Simon	Jr.	.309, 6, 22	P	Alan Koonce	Sr.	4-3, 2.84, 50, 3	C	Todd Hawkins	So.	.351, 4, 34
CF	Richard Clopton		.328, 3, 23	OF/DH	Greg Pennington	Sr.	.279, 3, 29	P	Don Dumas	Sr.	5-2, 2.38, 36, 4	P/DH	Kenneth Patterson	Jr.	6-1, 3.44, 70
LF	Rusty Hicks		.232, 2, 21	3B	Fritz Connally	Sr.	.322, 14, 49	<b>1985</b>		<b>42-13</b>		SP	Glenn Nevill	So.	7-1, 2.82, 65
3B	Denny Copeland		.195, 4, 15	SS	Matt Schaper	Sr.	.311, 0, 13	RF/1B	Keith Shepherd	Jr.	.288, 8, 32	SP	Scott Ruffcorn	Fr.	4-3, 4.63, 54
SS	Tommy Oliphint		.252, 0, 7	2B	Brent Lummus	Jr.	.301, 3, 26	CF	Tony Huey	So.	.337, 4, 39	SP	Jeff Kilgore	Sr.	6-2, 5.45, 63
2B	Pee Wee Serna		.268, 1, 23	1B	Jim Mick	Jr.	.297, 3, 26	LF/DH	Steve Jarvie	So.	.374, 5, 27	RP	Frank Foltyn	Fr.	5-2, 3.72, 53, 5
1B	Bill Goss		.301, 1, 16	C	Gene de los Santos	Sr.	.377, 5, 42	OF	Brad Douglas	Jr.	.273, 2, 27	<b>1986</b>		<b>40-22</b>	
P/OF	Walter Kilgo	5-5	5.44, 50	P	Jerry Arnold	So.	6-5, 3.42, 49, 1	3B	Kyle Todd	Sr.	.362, 6, 43	RF	Brad Douglas	Sr.	.321, 4, 41
P	Rickie Fox	4-4	4.97, 20, 2	P	Paul Farmer	Jr.	4-4, 5.43, 29	SS	Greg Dennis	Sr.	.370, 6, 28	CF	Tony Huey	Jr.	.348, 5, 38
P	Eddie Sherman	7-2	2.71, 37	P	Lee Tunnell	So.	8-3, 3.85, 51	2B	Brad Meyer	So.	.233, 2, 20	LF/DH	Mike Malinak	Jr.	.372, 12, 57
P	Kent Wilson	3-1	3.71, 24, 1	<b>1986</b>		<b>38-15</b>		1B	Mike Malinak	So.	.320, 8, 34	3B	Steve Jarvie	Jr.	.278, 4, 31



## ALL-TIME LINEUPS

1990		33-19		1994		24-28-1		1998		41-20-1		2002		36-26	
RF	Mike Briley	Jr.	.324, 2, 15	RF	Mark Martin	Sr.	.250, 2, 26	RF	Jeremy Dodson	Jr.	.342, 13, 57	RF	David Murphy	So.	.318, 6, 38
CF	Mike Robison	Jr.	.331, 1, 31	CF	Matt Trozzo	Sr.	.320, 1, 21	CF	Jon Topolski	Jr.	.344, 19, 54	CF	Chris Durbin	Jr.	.352, 6, 46
LF/DH	Kevin Ellis	So.	.338, 10, 41	LF/DH	Marty Crawford	So.	.353, 1, 35	LF	James Blair	Jr.	.342, 10, 49	LF	Tim Hartshorn	Sr.	.287, 4, 24
3B	Ray Hammond	So.	.276, 2, 29	3B	Casey Carter	Fr.	.313, 2, 26	3B	Matt Williams	Fr.	.304, 9, 38	3B	Michael Griffin	Fr.	.282, 7, 50
SS	Steve Klifas	Jr.	.377, .-	SS	Brent Shepherd	Sr.	.289, 1, 20	SS	Preston Underdown	So.	.272, 5, 43	SS	Trey Webb	So.	.333, 4, 33
2B	Brian Black	Fr.	.273, 0, .-	2B	Mike Bohny	Sr.	.342, 2, 40	2B	Eric Nelson	Jr.	.317, 13, 50	2B	Eric Errante	Jr.	.277, 0, 21
1B/RF	Tommy Echols	Sr.	.256, 5, 27	1B	Traynor Reitmeier	So.	.248, 1, 14	1B	Charley Carter	Sr.	.402, 21, 86	1B	Mike Huggins	Jr.	.338, 10, 62
1B/DH	Sean Severide	So.	.250, 4, 21	C	Jason Walton	Sr.	.247, 1, 15	C	Bryan Loeb	So.	.289, 3, 26	C	Paul Richmond	Jr.	.329, 6, 37
C	Charlie Rigney	Jr.	.256, 1, 20	SP	Brett Bearden	Sr.	7-6, 3.31, 61	C	Chad Polk	Sr.	.205, 4, 17	DH	Ross Bennett	Jr.	.357, 6, 41
DH	Emile Sevadjian	So.	.273, 3, 34	SP	Aaron Lineweaver	So.	4-6, 6.20, 50	DH	Jason Jennings	So.	.327, 18, 58	DH/C	Josh Ford	Fr.	.267, 2, 22
SP	Scott Ruffcorn	So.	9-3, 2.60, 78	SP	Aaron Richards	Jr.	2-4, 5.59, 29	SP	Kip Wells	Jr.	13-4, 3.71, 135	SP	Justin Taylor	Sr.	9-2, 3.82, 85
SP	Glenn Nevill	Jr.	5-5, 3.78, 70	SP/RF	Steve Waites	Jr.	6-6, 4.35, 51, 1	SP	Jason Jennings	So.	11-4, 5.08, 126	SP	Steven White	Jr.	5-4, 4.95, 73
SP	Lee Price	Jr.	6-3, 3.69, 42	RP	Kris Lambert	Fr.	1-2, 7.55, 42, 1	SP	Brett Bergman	Sr.	7-7, 5.31, 84	SP	Jared Theodorakos	Jr.	3-6, 5.18, 105
RP	Frank Foltyn	So.	7-3, 4.16, 49, 2					RP	Josh Scott	Fr.	3-1, 2.50, 51, 1	RP	Paul Thorp	Jr.	4-2, 4.38, 59, 1
RP	Brian Carpenter	Fr.	5-4, 3.08, 40,					RP	Mark Outlaw	Jr.	3-2, 3.76, 45, 1	RP	Kyle Edens	Sr.	5-6, 3.44, 58, 14
								RP	Matthew Marcom	Sr.	1-0, 5.36, 27, 3				
								RP	Michael Bradford	Sr.	3-0, 2.55, 32, 3				
1991		40-20		1995		25-28		1999		50-15		2003		45-23	
RF	Michael Briley	Sr.	.294, 6, 42	RF	Marty Crawford	Jr.	.350, 1, 38	RF	Jaime Bubela	So.	.312, 3, 28	RF	David Murphy	Jr.	.413, 11, 67
CF	Mike Robison	Sr.	.313, 1, 14	CF	Ben Bronson	Jr.	.250, 0, 11	CF	Jon Topolski	Sr.	.358, 17, 61	CF	Chris Durbin	Sr.	.346, 18, 50
LF	Jahn Finke	Jr.	.338, 13, 48	LF	Lance Lacy	Jr.	.250, 0, 15	LF	Mark Cogdill	Jr.	.330, 5, 37	LF	Michael Griffin	So.	.350, 11, 76
3B	Ray Hammond	Jr.	.270, 2, 27	3B	Ron Patterson	Jr.	.245, 0, 22	LF	Anthony Hensley	Jr.	.346, 2, 19	3B	Paul Witt	So.	.255, 4, 21
SS/2B	Mike Bohny	Fr.	.261, 2, 28	SS	Scott Morrison	Jr.	.247, 4, 22	OF	Preston Underdown	Jr.	.302, 5, 47	SS	Trey Webb	Jr.	.284, 5, 45
2B	Brian Black	So.	.253, 1, 20	2B	Casey Carter	So.	.289, 1, 25	SS	Jace Brewer	Fr.	.278, 6, 44	2B	Kyle Reynolds	So.	.286, 2, 33
1B	Kevin Ellis	Jr.	.338, 11, 53	1B/DH	Matt Corson	So.	.277, 0, 30	2B	Eric Nelson	Sr.	.362, 17, 79	1B	Mark Saccamanno	Sr.	.381, 9, 44
C	Charlie Rigney	Sr.	.326, 5, 45	1B/DH	Traynor Reitmeier	Jr.	.250, 2, 20	3B	Preston Underdown	Jr.	.302, 5, 47	C	Josh Ford	So.	.314, 12, 63
DH	Sean Severide	Jr.	.307, 8, 33	C	Steve Martinez	Jr.	3-5, 5.02, 65	SS	Jace Brewer	Fr.	.278, 6, 44	DH	Ross Bennett	Sr.	.354, 4, 46
SP	Glenn Nevill	Sr.	6-2, 2.47, 72	SP	Kris Lambert	So.	3-5, 5.02, 65	2B	Eric Nelson	Sr.	.362, 17, 79	SP	Steven White	Sr.	9-4, 4.12, 130
SP	Lee Price	Sr.	7-5, 3.75, 51	SP	Tim Peters	Jr.	7-5, 3.93, 68	C	Bryan Loeb	Jr.	.225, 8, 26	SP	Mark McCormick	Fr.	6-3, 5.32, 66
SP	Scott Ruffcorn	Jr.	7-1, 2.87, 52	SP	Aaron Lineweaver	Jr.	3-7, 6.22, 37	DH	Jason Jennings	Jr.	.386, 17, 68	SP	Trey Taylor	So.	2-3, 5.53, 31
SP/RF	Brian Carpenter	So.	6-4, 4.43, 60, 2	SP/RF	Steve Waites	Jr.	4-5, 6.14, 40, 1	SP	Jason Jennings	Jr.	13-2, 2.58, 172	SP	Sean Walker	So.	8-5, 4.77, 62
SP/RF	Jason Rathburn	Fr.	3-1, 3.19, 32, 3	SP/RF	Brett Bergman	Fr.	2-3, 7.35, 41, 1	SP/RF	Chad Hawkins	Jr.	7-3, 3.89, 108, 3	RP	Ryan LaMotta	Fr.	7-3, 3.48, 62, 3
RP	Frank Foltyn	Jr.	9-3, 3.00, 64, 2	RP	Matthew Marcom	Fr.	5-2, 3.28, 25, 4	SP	Josh Scott	So.	10-2, 4.87, 110	RP	Abe Woody	Fr.	6-0, 4.22, 41, 3
								RP	Justin Taylor	Fr.	5-4, 5.06, 41, 1	RP	Zane Carlson	Jr.	3-4, 2.61, 71, 11
								RP	Mark Outlaw	Sr.	4-3, 5.80, 44, 1				
1992		29-26		1996		32-27		2000		45-17		2004		29-31	
RF	Kevin Ellis	Sr.	.313, 1, 20	RF	Jeremy Dodson	Fr.	.349, 2, 29	RF	Jaime Bubela	Jr.	.341, 1, 33	RF	Mike Pankratz	So.	.311, 6, 33
CF	Matt Trozzo	So.	.269, 0, 20	CF	Jon Topolski	Fr.	.319, 3, 26	CF	Anthony Hensley	Sr.	.264, 2, 30	CF	Kevin Sevigny	So.	.324, 1, 14
LF	Jahn Finke	Sr.	.240, 3, 24	LF	James Blair	Fr.	.277, 1, 26	LF	Steve Dorneman	So.	.283, 2, 26	LF	Reid Brees	Jr.	.355, 3, 28
3B	Ray Hammond	Sr.	.268, 2, 28	OF	Mark Cogdill	Fr.	.285, 2, 29	LF	Steve Dorneman	So.	.283, 2, 26	3B	Michael Griffin	Jr.	.291, 10, 40
SS	Mike Bohny	So.	.281, 2, 21	3B	Ron Patterson	Sr.	.293, 2, 20	3B	Matt Williams	Jr.	.256, 2, 29	SS	Kyle Reynolds	Jr.	.323, 4, 39
2B	Brian Black	Jr.	.319, 0, 19	SS	Scott Morrison	Sr.	.312, 3, 27	SS	Jace Brewer	So.	.304, 8, 50	2B	Paul Witt	Jr.	.327, 1, 28
1B	Sean Severide	Sr.	.285, 5, 27	2B	Marty Crawford	Sr.	.414, 10, 67	2B	Preston Underdown	Jr.	.297, 0, 24	1B/2B	Drew Sutton	Jr.	.304, 8, 40
C/DH	Jason Marshall	Jr.	.247, 2, 21	1B	Steve Reintjes	Jr.	.329, 5, 44	1B	Mike Huggins	Fr.	.312, 6, 35	1B	Jared Clements	Sr.	.196, 0, 12
C/DH	Emile Sevadjian	Sr.	.248, 2, 8	C	Steve Martinez	Sr.	.308, 5, 34	C	Kelly Shoppach	So.	.296, 10, 39	C	Zach Dillon	So.	.252, 2, 14
SP	Brian Carpenter	Jr.	8-6, 2.15, 82	DH	Eric Nelson	Fr.	.331, 0, 29	DH	Ross Bennett	Fr.	.285, 3, 31	DH	Josh Ford	Jr.	.310, 14, 43
SP	David Elsbernd	Jr.	8-2, 3.86, 47	SP	Kris Lambert	Jr.	10-5, 3.67, 81	SP	Chad Hawkins	Sr.	11-5, 1.82, 106	SP	Trey Taylor	Jr.	6-3, 3.16, 62
SP	Jason Rathburn	So.	4-6, 3.76, 53	SP	Kip Wells	Fr.	5-6, 6.27, 74	SP	Kyle Evans	Jr.	11-2, 3.53, 82	SP	Sean Walker	Jr.	4-6, 4.24, 42
SP	Frank Foltyn	Sr.	2-5, 2.32, 43	SP/RF	Matthew Marcom	So.	6-5, 6.25, 44, 1	SP	Josh Scott	Jr.	4-3, 5.13, 73	SP	Mark McCormick	So.	2-4, 4.70, 42
RP	Joe Wharton	Jr.	3-3, 5.01, 33, 3	RP	Brett Bergman	So.	4-5, 4.68, 59, 3	RP	Zane Carlson	Fr.	1-2, 2.28, 46, 15	SP	Jared Theodorakos	Sr.	3-4, 4.85, 32
												RP	Ryan LaMotta	So.	2-5, 3.88, 55, 3
												RP	Abe Woody	So.	5-1, 2.78, 38, 5
1993		41-19		1997		32-23		2001		37-24		2005		46-24	
RF	Jack Stubbs	Jr.	.241, 0, 13	RF	Jeremy Dodson	So.	.337, 15, 46	RF	David Murphy	Fr.	.271, 5, 37	RF	Mike Pankratz	Sr.	.198, 3, 16
CF	Matt Trozzo	Jr.	.316, 1, 32	CF	Jon Topolski	So.	.353, 11, 46	CF	Chris Durbin	So.	.358, 14, 57	CF	Chase Gardes	So.	.257, 1, 23
UT	Marty Crawford	Fr.	.350, 1, 29	LF	James Blair	So.	.376, 10, 51	LF	Tim Hartshorn	Jr.	.322, 4, 32	LF	Reid Brees	Sr.	.278, 2, 26
3B	Mike Bohny	Jr.	.286, 4, 46	3B	Preston Underdown	Fr.	.287, 3, 23	3B	Matt Williams	Sr.	.280, 13, 45	OF	Kevin Sevigny	Jr.	.230, 3, 23
SS/2B	Brent Shepherd	Jr.	.258, 0, 21	SS	Eric Boisjoly	Jr.	.297, 0, 35	SS	Mark Saccamanno	Jr.	.203, 2, 31	3B	Kevin Russo	Jr.	.286, 3, 36
2B	Brian Black	Sr.	.259, 3, 24	2B	Eric Nelson	So.	.368, 4, 46	2B	Trevor Mote	Sr.	.313, 5, 34	SS	Paul Witt	Sr.	.251, 1, 29
1B/OF	Mark Martin	Jr.	.307, 4, 21	1B	Jeff Moore	Jr.	.295, 1, 18	1B	Mike Huggins	So.	.307, 1, 36	2B	Michael Griffin	Sr.	.293, 7, 34
C	Jason Marshall	Sr.	.335, 11, 59	1B	Steve Reintjes	Sr.	.260, 2, 14	C	Kelly Shoppach	Jr.	.397, 12, 69	1B	Kyle Reynolds	Jr.	.258, 8, 34
DH	Joe Wharton	Sr.	.345, 4, 35	C	Chad Polk	Jr.	.319, 8, 36	DH	Ron Zboril	Jr.	.288, 5, 16	C	Josh Ford	Sr.	.328, 9, 41
SP	Aaron Lineweaver	Fr.	9-5, 3.28, 82	DH	Jason Jennings	Fr.	.304, 4, 35	SP	Steven White	So.	10-3, 3.49, 80	DH	Zach Dillon	Jr.	.304, 2, 43
SP	Jason Rathburn	Jr.	7-5, 3.16, 74	SP	Kris Lambert	Sr.	8-6, 4.35, 104	SP	Josh Scott	Sr.	4-4, 3.65, 51	SP	Mark McCormick	Jr.	8-4, 2.96, 115
SP	Dean Crow	Jr.	7-3, 4.84, 45	SP	Kip Wells	So.	3-4, 6.35, 79	SP	Jared Theodorakos	So.	6-3, 3.86, 42	SP	Trey Taylor	Sr.	7-6, 3.62, 89
SP/RF	Joe Wharton	Sr.	10-3, 2.54, 85	SP	Michael Bradford	Jr.	3-3, 6.54, 51	SP	Justin Taylor	Jr.	8-2, 2.86, 68	SP	Cory VanAllen	So.	8-4, 4.02, 68
RP	Jeff Martin	Sr.	1-0, 2.48, 15, 2	RP	Matthew Marcom	Jr.	4-1, 6.61, 33, 1	RP	Paul Thorp	So.	3-1, 4.19, 42, 4	RP	Jeff Mandel	So.	4-0, 1.91, 27, 0
RP	Bret Bearden	Jr.	6-2, 4.71, 43, 5	RP	Brett Bergman	Jr.	7-3, 3.25, 40, 2	RP	Zane Carlson	So.	1-6, 5.45, 44, 8	RP	Ryan LaMotta	Jr.	5-2, 2.15, 82, 7
				RP	Jason Jennings	Fr.	3-5, 2.90, 79, 10					RP	Abe Woody	Jr.	10-3, 2.58, 41, 11



# ALL-TIME LINEUPS

2006		37-26	
RF	Kevin Sevigny Sr.	.274, 4, 29	
CF	Chase Gerdes Jr.	.292, 2, 34	
LF	Seth Fortenberry Sr.	.326, 9, 44	
3B	Kevin Russo Sr.	.276, 2, 35	
SS	Beamer Weems Fr.	.297, 8, 47	
2B	Ben Booker Fr.	.268, 2, 23	
1B	Tim Jackson Jr.	.268, 0, 31	
C	Zach Dillon Sr.	.364, 4, 47	
DH	Matt Sodolak Jr.	.257, 0, 29	
SP	Cory VanAllen Jr.	8-5, 4.16, 56	
SP	Ryan LaMotta Sr.	7-6, 3.73, 60	
SP	Tim Matthews So.	6-5, 5.03, 39, 1	
SP	Randall Linebaugh Jr.	6-1, 3.42, 65	
RP/SP	Jeff Mandel Jr.	2-3, 4.40, 38, 8	
RP	Jake Weghorst Jr.	1-0, 1.73, 11	
RP	Nick Cassavechia So.	3-4, 3.03, 28, 8	

2007		35-27	
RF	Aaron Miller Fr.	.296, 4, 35	
CF	Chase Gerdes Sr.	.294, 5, 35	
LF	Ben Booker So.	.306, 2, 32	
3B	Raynor Campbell Fr.	.321, 5, 29	
SS	Beamer Weems So.	.321, 9, 59	
2B	Shaver Hansen So.	.296, 3, 35	
1B/DH	Dustin Dickerson Fr.	.292, 3, 30	
C	Matt Czimskey Sr.	.362, 9, 37	
DH/C	Matt Sodolak Sr.	.281, 1, 16	
DH/1B	Tim Jackson Sr.	.254, 5, 31	
SP	Jeff Mandel Sr.	7-8, 4.55, 77	
SP	Kendal Volz Jr.	6-2, 5.16, 65	
SP	Randall Linebaugh Jr.	3-5, 5.86, 54	
SP	Wade Mackey Fr.	4-3, 3.18, 37	
RP	Tim Matthews Jr.	2-2, 4.64, 22, 1	
RP	Nick Cassavechia Jr.	6-2, 3.12, 72, 11	

2008		32-26	
RF	Aaron Miller So.	.295, 12, 45	
CF	Paul Miles Sr.	.180, 0, 10	
CF/2B	Raynor Campbell So.	.311, 4, 26	
LF	Ben Booker Jr.	.286, 7, 44	
3B	Shaver Hansen So.	.326, 6, 47	
SS	Beamer Weems Jr.	.267, 7, 30	
2B	Landis Ware Fr.	.269, 2, 17	
1B	Adam Hornung Jr.	.320, 8, 43	
C	Gregg Glime So.	.209, 0, 16	
DH	Dustin Dickerson So.	.313, 4, 43	
SP	Kendal Volz So.	3-6, 4.20, 85	
SP	Shawn Tolleson Fr.	6-4, 5.06, 63	
SP	Willie Kempf So.	6-2, 3.69, 48	
RP	Mace Thurman Jr.	3-1, 3.18, 42, 2	
RP	Nick Cassavechia Sr.	0-3, 5.54, 21, 5	

2009		30-26	
RF/DH	Aaron Miller Jr.	.310, 12, 47	
CF	Brooks Pinckard Fr.	.255, 1, 9	
LF	Ben Booker Sr.	.326, 1, 17	
OF	Adam Hornung Sr.	.254, 8, 23	
3B	Raynor Campbell Jr.	.243, 8, 31	
SS	Shaver Hansen Jr.	.330, 17, 59	
2B	Joey Hainsfurther Fr.	.322, 1, 28	
1B/DH	Dustin Dickerson Jr.	.377, 10, 41	
C	Gregg Glime Jr.	.215, 3, 15	
DH/1B	Dan Evatt Fr.	.308, 7, 31	
SP	Kendal Volz Jr.	3-7, 4.50, 78	
SP	Shawn Tolleson So.	1-2, 4.50, 41	
SP	Willie Kempf Jr.	5-5, 5.22, 61	
RP	Aaron Miller Jr.	3-3, 5.12, 65, 2	
RP	Craig Fritsch So.	4-5, 5.09, 50, 1	
RP	Logan Verrett Fr.	7-1, 5.13, 64, 3	

2010		36-24	
RF	Cal Towey Fr.	.314, 3, 20	
CF	Brooks Pinckard So.	.305, 2, 28	
LF	Logan Vick Fr.	.329, 10, 27	
3B	Joey Hainsfurther So.	.339, 2, 48	
SS	Landis Ware Jr.	.275, 6, 38	
2B	Raynor Campbell Sr.	.335, 7, 41	
1B	Max Muncy Fr.	.300, 11, 53	
C	Gregg Glime Sr.	.248, 8, 43	
DH	Chris Slater Jr.	.341, 3, 20	
SP	Willie Kempf Sr.	9-2, 3.02, 80	
SP	Logan Verrett So.	5-3, 3.28, 97	
SP	Shawn Tolleson Jr.	2-7, 5.17, 84	
RP/SP	Craig Fritsch Jr.	2-4, 3.68, 64, 2	
RP	Brooks Pinckard So.	2-4, 2.45, 17, 12	
RP	Josh Turley Fr.	4-0, 4.41, 33, 1	
RP	Jon Ringenberg Jr.	5-0, 3.69, 25, 0	
RP	Kolt Browder Fr.	4-2, 4.88, 36, 1	

2011		31-28	
RF	Cal Towey So.	.244, 4, 15	
CF	Brooks Pinckard Jr.	.295, 2, 16	
LF/CF	Logan Vick So.	.213, 2, 18	
DH/1B	Dan Evatt Jr.	.220, 8, 23	
3B	Jake Miller So.	.299, 3, 27	
SS	Landis Ware Sr.	.254, 0, 32	
2B	Steve DalPorto So.	.222, 0, 13	
1B	Max Muncy So.	.322, 9, 44	
C	Josh Ludy Jr.	.278, 3, 34	
DH/C	Joey Hainsfurther Jr.	.270, 0, 17	
OF	Chris Slater Sr.	.282, 2, 21	
SP	Logan Verrett Jr.	7-6, 2.93, 96	
SP	Josh Turley So.	4-5, 3.39, 63	
SP	Trent Blank Jr.	5-2, 4.88, 27	
SP/1B	Jon Ringenberg Sr.	2-1, 2.37, 17	
SP/1B	Brooks Pinckard Jr.	5-3, 3.57, 43, 3	
RP	Max Garner So.	2-4, 3.12, 42, 8	

2012		49-17	
RF	Adam Toth Fr.	.286, 1, 18	
CF	Logan Vick Jr.	.345, 4, 43	
LF	Dan Evatt Sr.	.329, 8, 30	
3B	Cal Towey Jr.	.295, 6, 51	
SS	Jake Miller Jr.	.278, 1, 31	
2B	Lawton Langford So.	.301, 0, 20	
1B	Max Muncy Jr.	.322, 7, 56	
C	Josh Ludy Sr.	.362, 16, 71	
DH	Nathan Orf Jr.	.303, 2, 31	
SP	Josh Turley Jr.	9-1, 1.96, 79	
SP	Trent Blank Sr.	11-1, 2.23, 61	
SP	Tyler Bremer Sr.	7-1, 2.61, 50	
RP	Max Garner Jr.	3-3, 4.89, 43, 10	
RP	Dillon Newman So.	4-4, 2.40, 44, 2	
RP	Crayton Bare Jr.	2-0, 1.25, 23, 2	

2013		27-28	
RF	Nathan Orf Sr.	.377, 1, 34	
CF	Logan Brown So.	.276, 1, 14	
LF	Adam Toth So.	.264, 0, 16	
3B	Cal Towey Sr.	.291, 4, 45	
SS	Jake Miller Sr.	.286, 1, 31	
2B	Lawton Langford Jr.	.278, 0, 18	
1B	Steve DalPorto Sr.	.242, 0, 16	
C	Brett Doe Jr.	.181, 0, 8	
DH	Grayson Porter Jr.	.229, 5, 29	
SP	Dillon Newman Jr.	3-4, 2.91, 52	
SP	Max Garner Sr.	3-6, 4.46, 64	
SP	Austin Stone So.	3-3, 3.74, 43	
RP	Crayton Bare Sr.	6-2, 3.38, 54, 5	
RP	Doug Ashby Jr.	2-0, 1.90, 16, 0	
RP	Josh Michalec Jr.	4-5, 2.64, 36, 0	
RP	Ryan Smith So.	2-3, 5.48, 25, 5	

2014		26-31	
RF	Adam Toth Jr.	.296, 3, 26	
CF	Logan Brown Jr.	.218, 1, 13	
LF	Darryn Sheppard Fr.	.160, 3, 13	
3B	Duncan Wendel Jr.	.252, 0, 16	
SS	Brett Doe Sr.	.259, 1, 17	
2B	Lawton Langford Sr.	.231, 0, 15	
1B	Aaron Dodson Fr.	.222, 3, 16	
C	Matt Menard Fr.	.219, 0, 12	
DH	Grayson Porter Sr.	.228, 5, 31	
SP	Dillon Newman Sr.	5-4, 3.67, 56	
SP	Brad Kuntz Jr.	4-2, 3.32, 51	
SP	Austin Stone Jr.	3-4, 2.28, 29	
SP	Daniel Castano Fr.	5-4, 3.34, 39	
RP	Josh Michalec Sr.	0-5, 3.15, 27, 21	
RP	Doug Ashby Sr.	1-2, 2.70, 23, 1	

2015		23-32	
RF	Kameron Esthay Fr.	.323, 5, 25	
CF	Logan Brown Sr.	.288, 1, 20	
LF	Darryn Sheppard So.	.229, 3, 10	
3B	Duncan Wendel Sr.	.275, 0, 14	
SS	Justin Arrington Jr.	.234, 0, 11	
2B	Jonathan Ducoff Fr.	.252, 1, 12	
1B	Aaron Dodson So.	.225, 3, 15	
C	Matt Menard So.	.245, 0, 15	
DH	Adam Toth Sr.	.290, 1, 19	
SP	Daniel Castano So.	4-6, 3.61, 45, 1	
SP	Drew Tolson So.	3-8, 3.56, 45, 0	
SP	Theron Kay Fr.	3-4, 4.80, 18, 0	
SP	Nick Lewis So.	4-2, 4.14, 34, 0	
RP	Sean Spicer Sr.	1-2, 4.63, 31, 8	
RP	Joe Kirkland Sr.	3-2, 4.21, 33, 1	

2016		24-29	
RF	Kameron Esthay So.	.307, 3, 31	
CF	Richard Cunningham Fr.	.287, 5, 26	
LF	T.J. Raguse Fr.	.300, 1, 18	
3B	Steven McLean So.	.308, 2, 24	
SS	Josh Bissonette Fr.	.236, 3, 22	
2B	Justin Arrington Sr.	.297, 0, 14	
1B	Aaron Dodson Jr.	.258, 4, 22	
C	Matt Menard Jr.	.309, 6, 25	
DH	Darryn Sheppard Jr.	.294, 8, 40	
SP	Daniel Castano Jr.	4-5, 4.64, 63	
SP	Drew Tolson Jr.	6-4, 5.55, 48	
SP	Kyle Hill Fr.	1-4, 5.28, 31	
SP	Nick Lewis Jr.	2-5, 6.41, 35	
RP	Joe Heineman So.	3-3, 3.48, 36, 0	
RP	Kyle Ott So.	4-2, 3.62, 19, 0	
RP	Kody Hessemer Sr.	1-0, 4.07, 14, 0	
RP	Troy Montemayor So.	1-1, 0.78, 22, 14	

2017		34-23	
RF	Kameron Esthay Jr.	.283, 9, 35	
CF	Richard Cunningham So.	.306, 5, 29	
LF	T.J. Raguse So.	.266, 1, 23	
3B	Davis Wendzel Fr.	.301, 8, 30	
SS	Tucker Cascassden Jr.	.264, 1, 31	
2B	Josh Bissonette So.	.272, 0, 21	
1B	Aaron Dodson Sr.	.344, 11, 42	
C	Shea Langeliers Fr.	.313, 10, 38	
DH	Matt Menard Sr.	.313, 3, 28	
SP	Montana Parsons Jr.	5-4, 3.06, 71	
SP	Cody Bradford Fr.	5-5, 5.52, 43	
SP	Nick Lewis Sr.	6-5, 6.01, 58	
SP	Alex Phillips Jr.	4-3, 5.83, 38	
RP	Troy Montemayor Jr.	3-1, 2.10, 29, 12	
RP	Kyle Hill So.	3-3, 2.98, 54, 0	
RP	Kyle Ott Jr.	1-1, 4.25, 34, 0	
RP	Hayden Kettler Jr.	3-0, 3.35, 27, 0	

2018		37-21	
RF	Davion Downey Fr.	.274, 4, 33	
CF	Cole Haring Jr.	.255, 7, 32	
LF	T.J. Raguse Jr.	.324, 1, 19	
3B	Davis Wendzel So.	.310, 8, 49	
SS	Nick Loftin Fr.	.306, 6, 36	
2B	Josh Bissonette Jr.	.269, 7, 39	
1B	Andy Thomas Sr.	.324, 1, 34	
C	Shea Langeliers So.	.252, 11, 44	
DH	Richard Cunningham Jr.	.342, 9, 38	
SP	Cody Bradford So.	7-6, 2.51, 87	
SP	Hayden Kettler So.	8-4, 3.81, 56	
SP	Tyler Thomas Fr.	3-3, 3.38, 59	
RP	Troy Montemayor Sr.	2-1, 2.39, 24, 11	
RP	Kyle Hill Jr.	4-1, 2.62, 47, 1	
RP	Drew Robertson Sr.	1-0, 1.88, 33, 1	
RP	Joe Heineman Sr.	0-0, 1.80, 31, 0	

2019		35-19	
RF	Davion Downey So.	.243, 4, 28	
CF	Richard Cunningham Sr.	.326, 5, 31	
LF	Cole Haring Sr.	.325, 12, 44	
3B	Davis Wendzel Jr.	.367, 8, 42	
SS	Nick Loftin So.	.323, 6, 41	
2B	Josh Bissonette Sr.	.273, 4, 29	
1B	Chase Wehsener R-Fr.	.291, 0, 20	
C	Shea Langeliers Jr.	.308, 10, 42	
DH	Richard Cunningham Sr.	.326, 5, 31	
SP	Jimmy Winston R-So.	5-3, 4.30, 45	
SP	Paul Dickens Jr.	6-2, 4.41, 96	
SP	Tyler Thomas So.	1-2, 6.68, 44	
RP	Kyle Hill Sr.	6-0, 0.00, 35, 7	
RP	Daniel Caruso R-So.	2-1, 1.67, 36, 0	
RP	Luke Boyd Jr.	3-0, 2.14, 41, 0	
RP	Ryan Leckich Jr.	4-1, 2.66, 42, 0	

2020		10-6	
RF	Mack Mueller Sr.	.281, 4, 10	
CF	Jared McKenzie Fr.	.406, 0, 5	
LF	Kyle Nevin Fr.	.350, 0, 3	
3B	Esteban Cardoza-Quendo Jr.	.240, 0, 4	
SS	Nick Loftin Jr.	.298, 2, 15	
2B	Ricky Martinez So.	.293, 1, 11	
1B	Chase Wehsener R-So.	.224, 3, 4	
C	Andy Thomas Sr.	.213, 2, 7	
DH	Davion Downey Jr.	.389, 2, 6	
SP	Paul Dickens Sr.	0-0, 3.15, 25	
SP	Hayden Kettler Sr.	3-1, 3.38, 16	
SP	Evan Godwin Fr.	1-0, 5.50, 17	
RP	Luke Boyd Sr.	1-0, 0.82, 16, 6	
RP	Logan Freeman Sr.	1-0, 0.00, 8, 1	
RP	Tyler Thomas Jr.	0-0, 0.00, 9, 0	
RP	Hambleton Oliver Fr.	1-0, 1.86, 8, 0	

2021		31-20	
RF	Davion Downey	.251, 6, 31	
CF	Jared McKenzie	.383, 10, 44	
LF	Kyle Nevin	.275, 1, 22	
3B	Esteban Cardoza-Quendo	.291, 1, 25	
SS	Jack Pineda	.327, 4, 33	
2B	Tre Richardson	.308, 3, 37	
1B	Chase Wehsener	.255, 4, 26	
C	Andy Thomas	.337, 11, 60	
DH	Cade Currington	.304, 3, 12	
SP	Blake Helton	4-3, 3.44, 40	
SP	Hayden Kettler	4-4, 3.92, 48	
SP	Tyler Thomas	5-2, 2.49, 66	
SP	Cam Caley	2-2, 4.79, 27	
RP	Luke Boyd	1-2, 1.27, 43, 8	
RP	Jimmy Winston	6-4, 3.44, 56, 0	
RP	Hambleton Oliver	2-0, 3.77, 22, 0	
RP	Ryan Leckich	2-1, 4.05, 26, 1	



## ALL-TIME LINEUPS

### 2022 26-28

RF	Kyle Nevin	.304, 8, 49
CF	Jared McKenzie	.288, 11, 42
LF	Alex Gonzales	.181, 0, 11
3B	Esteban Cardoza-Oquendo	.224, 0, 23
SS	Jack Pineda	.300, 7, 35
2B	Tre Richardson	.297, 4, 35
1B	Chase Wehsener	.259, 1, 30
C	Harrison Caley	.276, 0, 14
DH	Casen Neumann	.292, 2, 15
SP	Jake Jackson	4-5, 8.48, 40
SP	Tyler Thomas	4-4, 2.45, 51
SP	Kobe Andrade	3-3, 5.88, 19
SP	Will Rigney	2-2, 4.54, 42
RP	Matt Voelker	4-7, 6.02, 37, 3
RP	Hambleton Oliver	1-1, 6.26, 19, 1
RP	Cam Caley	4-0, 6.68, 23, 0
RP	Chandler Freeman	0-0, 7.97, 20, 1

**BATTERS:** .AVG, HR, RBI

**STARTING PITCHERS:** W-L, ERA, K

**RELIEF PITCHERS:** W-L, ERA, K, Sv

**STARTING PITCHERS:**

- top four in games started

- Min. 1 start per 6 team games

**POSITION STARTERS:**

- lead team in starts at position

- start minimum 50 pct. of team's games

**RELIEF PITCHERS:**

- appear in min. 35 pct. of team's games

- min. 1.0 IP per team game

### 2023 20-35

RF	Gavin Brzozowski	.247, 5, 20
CF	Caleb Bergman	.223, 0, 12
LF	Hunter Simmons	.297, 4, 34
3B	Hunter Teplanszky	.308, 6, 34
SS	Kolby Branch	.325, 6, 41
2B	Cole Posey	.279, 3, 17
1B	John Ceccoli	.234, 5, 18
C	Cortlan Castle	.299, 1, 13
DH	Cole Tremain	.273, 4, 18
SP	Blake Helton	1-6, 8.35, 51
SP	Mason Marriott	1-7, 7.52, 50
SP	Cam Caley	0-6, 8.63, 42
SP	Will Rigney	3-3, 4.18, 42
SP	Jared Matheson	1-1, 3.89, 41
RP	Hambleton Oliver	2-4, 4.31, 37, 5
RP	Anderson Needham	1-1, 4.91, 33, 0
RP	Ethan Calder	3-0, 6.89, 30, 0

### 2024 22-31

RF	Enzo Apodaca	.333, 6, 42
CF	Ty Johnson	.313, 2, 20
LF	Wesley Jordan	.331, 9, 32
3B	Hunter Teplanszky	.273, 5, 32
SS	Tyriq Kemp	.238, 2, 18
2B	Daniel Altman	.240, 2, 33
1B	Cole Posey	.315, 5, 20
C	Cortlan Castle	.273, 0, 24
DH	Zach Mazoch	.299, 2, 17
SP	Mason Marriott	3-7, 5.94, 65
SP	Collin McKinney	3-6, 6.70, 60
SP	Mason Green	2-6, 7.20, 38
SP	Jared Matheson	1-1, 5.68, 20
RP	Kobe Andrade	0-2, 6.55, 33, 2
RP	RJ Ruais	2-0, 5.45, 34, 0
RP	Ethan Calder	5-3, 3.23, 41, 2

### 2025 33-22

RF	Enzo Apodaca	.289, 6, 34
CF	Ty Johnson	.261, 1, 31
LF	Wesley Jordan	.308, 10, 41
3B	Pearson Riebock	.306, 3, 32
SS	Tyriq Kemp	.358, 7, 41
2B	Travis Sanders	.335, 8, 25
1B	Jack Little	.219, 6, 30
C	Cortlan Castle	.279, 1, 17
DH	Hunter Simmons	.307, 3, 36
SP	Ethan Calder	3-6, 5.18, 64
	Carson Bailey	3-3, 4.89, 56
	Mason Green	0-2, 4.91, 12
	Caleb Jameson	2-1, 5.02, 25
RP	Gabe Craig	3-0, 0.56, 51, 10
	Caleb Bunch	2-0, 3.23, 30, 2
	Grayson Murry	3-0, 2.19, 24, 2



# YEARLY TEAM BATTING STATISTICS

YEAR	G	AVG	AB	R	H	2B	3B	HR	RBI	SLG	SB-SBA	BB	SO	HBP
1946 *	15	.284	520	126	148				99	.440				
1947 *	14	.270	473	112	128				90	.389				
1948 *	14	.297	498	120	148				92	.438				
1949 *	15	.289	483	102	140				89	.385				
1950 *	15	.233	506	75	118	13	8	5	61	.320	18	61	85	9
1951 *	15	.238	483	66	115	18	2	7	54	.327	18	91	80	10
1952 *	15													
1953 *	12													
1954 *	15	.286	486	93	139	25	6	4	78	.387	19	102	63	2
1955 *	15	.251	505	83	127	18	2	12	66	.366	15	74	97	3
1956	23	.281	830		233					.281				
1957	21	.251	574	106	144	22	6	14	95	.383	36			
1958	22													
1959	25	.247	823	127	203	50	3	15	108	.369	39	94	200	3
1960	22	.277	721	145	200	31	5	20	117	.417	38			
1961	23													
1962	24	.264	750	150	198	36	9	8		.368	38	88	86	6
1963	24	.233	808	103	188	28	7	7	91	.311	24	76	135	5
1964	25	.252	805	122	203	26	5	8	92	.327	43	93	133	9
1965	25	.271	838	158	227	37	13	10	130	.382	33	113	165	11
1966	29	.218	952	119	208	32	4	18	96	.317	40	117	208	10
1967	25	.229	455	40	104	21	3	5	33	.321	10	41	86	
1968	27	.246	746	93	184	33	7	16	75	.374	15	78	137	7
1969	27	.200	839	77	168	29	1	7	66	.262	29	117	161	8
1970	37	.246	1120	125	276	31	8	16	101	.331	41	114	208	11
1971	39	.247	1085	150	267	40	3	11	129	.319	19	126	208	11
1972	40	.248	1110	134	275	51	8	8	111	.330	31	140	200	
1973	38	.224	1018	133	225	38	2	11	107	.295	26			
1974	44	.246	1242	196	305	37	12	19	163	.341	48	186	203	
1975	44	.277	1330	241	368	65	6	29	207	.400	41	190	215	
1976	42	.269	1205	203	324	64	4	27	185	.396	67	173	152	10
1977	58	.306	1838	485	563	89	20	61	364	.476	37	337	265	
1978	51	.294	1662	346	488	94	12	50	303	.455	30-39	255	193	
1979	49	.270	1424	240	385	80	6	26	203	.390	39-48	208	143	
1980	44	.296	1370	299	405	88	12	39	259	.463	39-52	224	150	
1981	45	.276	1311	220	362	62	10	37	203	.423	39-51	174	184	
1982	47	.249	1318	193	328	49	10	31	171	.372	59-80	217	233	
1983	48	.272	1278	223	348	57	9	22	198	.383	64-105	244	205	
1984	49	.307	1491	313	458	91	22	30	282	.458	57-74	210	192	
1985	55	.317	1598	367	507	80	32	51	322	.503	49-81	244	205	
1986	62	.325	1825	454	594	103	39	49	404	.505	78-119	273	207	
1987	53	.311	1583	383	493	73	38	47	342	.495	85-111	270	180	
1988	56	.257	1678	253	432	73	14	20	209	.353	96-121	252	284	
1989	51	.303	1553	326	471	88	26	20	274	.432	88-113	204	230	
1990	52	.291	1604	328	466	69	18	34	284	.420	84-118	199	232	
1991	60	.299	1881	377	562	84	27	51	342	.453	93-123	256	287	
1992	55	.265	1670	251	443	74	18	17	214	.362	120-150	202	337	
1993	60	.298	1869	380	557	77	27	30	326	.416	100-138	275	327	33
1994	52	.291	1680	300	489	68	20	14	252	.380	128-163	243	258	29
1995	53	.263	1733	252	455	82	21	10	222	.351	69-106	239	302	28
1996	59	.315	2084	462	656	132	29	42	404	.466	73-101	267	343	55
1997	55	.318	1984	418	630	119	29	61	377	.499	78-103	260	380	35
1998	62	.319	2184	517	696	143	25	115	485	.565	100-126	290	477	49
1999	65	.324	2344	565	759	140	23	108	522	.541	146-172	310	426	52
2000	62	.286	2096	412	599	140	14	45	365	.430	109-145	283	414	71
2001	61	.301	2159	449	650	157	17	64	395	.478	50-72	229	392	45
2002	62	.314	2210	438	693	131	34	53	401	.476	68-93	225	356	50
2003	68	.326	2522	545	823	167	29	83	512	.514	44-65	254	398	63
2004	60	.299	2033	357	608	114	20	54	329	.455	57-79	207	428	47
2005	70	.269	2376	361	639	126	21	46	331	.398	71-102	215	450	61
2006	63	.284	2079	394	590	104	32	35	355	.415	88-111	256	414	62
2007	62	.293	2098	407	614	129	26	48	372	.445	58-79	246	473	50
2008	58	.285	1953	374	557	117	17	52	345	.442	52-70	270	443	48
2009	56	.299	1939	400	579	110	8	73	363	.477	39-57	198	462	50
2010	60	.304	2073	410	630	128	26	57	378	.473	70-91	255	408	39
2011	59	.265	1992	298	527	95	23	34	271	.387	79-103	254	437	38
2012	66	.309	2183	427	675	118	17	46	387	.442	96-134	296	404	86
2013	55	.266	1862	269	496	75	10	15	242	.342	69-100	210	376	69
2014	57	.232	1803	225	419	75	12	17	201	.316	52-77	176	363	60
2015	55	.255	1826	226	466	83	11	17	204	.341	64-96	175	399	28
2016	53	.274	1801	272	494	92	14	34	242	.398	14-25	165	375	46
2017	57	.295	1913	344	565	103	14	51	318	.444	23-41	233	360	42
2018	58	.287	1993	374	571	118	14	54	343	.441	34-51	248	369	51
2019	54	.310	1920	385	596	120	16	57	348	.479	42-56	210	339	67
2020	16	.278	543	82	151	28	5	15	75	.431	9-13	51	101	16
2021	51	.302	1745	364	527	91	14	48	336	.453	32-44	220	378	55
2022	54	.266	1812	329	482	89	13	39	299	.394	43-58	239	403	60
2023	55	.254	1856	299	472	90	13	41	271	.383	26-47	230	488	63
2024	53	.273	1797	323	491	90	13	42	291	.408	39-57	222	409	62
2025	55	.286	1862	370	533	110	11	51	338	.439	59-79	272	431	55
YEAR	G	AVG	AB	R	H	2B	3B	HR	RBI	SLG	SB-SBA	BB	SO	HBP

\* 1946-1955 statistics reflect conference games only



# YEARLY TEAM PITCHING STATISTICS

YEAR	G	W-L	PCT.	SV	CG	SHO	ERA	IP	H	R	ER	BB	SO	HBP	WP
1946 *	15	9-6	.600												
1947 *	14	9-5	.643												
1948 *	14	9-5	.643												
1949 *	15	9-6	.600												
1950 *	15	8-7	.533												
1951 *	15	6-9	.400												
1952 *	15	9-6	.600												
1953 *	12	7-5	.583												
1954 *	15	9-5-1	.633												
1955 *	15	7-8	.467												
1956	23	12-11	.522			1									
1957	21	10-11	.476			1		179.0	142	98		106	139		
1958	22	5-17	.227			0									
1959	25	12-13	.480			1	4.29	216.0	183	138	103	148	159	8	19
1960	22	15-7	.682			3	3.30	188.0	156	113	69	113	113		
1961	23	18-4-1	.804			3									
1962	24	17-7	.708			5	3.66	199.0	153	99	81	99	150		
1963	24	13-11	.542			0	3.06	209.0	197	109	71	85	143	10	
1964	25	18-7	.720		15	4	1.82	217.0	155	63	44	65	151	10	2
1965	25	18-7	.720		13	4	2.35	218.0	169	83	57	102	150	3	5
1966	28	18-10	.643		12	4	2.36	263.0	213	95	69	125	199	5	6
1967	25	8-17	.320			3									
1968	27	14-13	.519		18	4	1.70	222.0	172	87	42	83	152		
1969	27	10-17	.370		14	4	2.88	228.1	222	106	73	62	111	8	
1970	37	16-21	.432		21	3	2.76	300.1	276	125	92	114	208	11	
1971	39	17-22	.436		27	4	3.43	286.1	286	167	109	98	154	9	10
1972	40	20-20	.500	4	27	4	3.77	296.0	301	149	124	120	179	10	0
1973	38	21-17	.553	3		6	3.62	253.2	261	142	102	97	173		
1974	44	25-19	.568	8		5	3.88	341.1	329	194	147	168	196		
1975	44	25-19	.568	7		4	4.15	343.0	359	198	158	140	211		
1976	42	23-19	.548	3		4	3.49	314.1	275	171	122	166	213		
1977	58	43-15	.741	4	22	7	3.10	456.0	347	193	157	231	313	25	11
1978	51	32-19	.627	6	12	4	4.08	414.2	404	270	188	231	271		
1979	49	34-15	.694	10	12	5	3.72	374.2	315	197	155	211	251	14	
1980	44	25-19	.568	2	19	2	5.53	338.2	369	352	208	209	185	13	
1981	45	21-24	.467	1	13	0	5.20	346.0	358	264	200	207	224	23	
1982	47	25-22	.532	8	11	5	3.31	353.1	324	189	130	176	233	11	
1983	48	26-22	.542	7	15	4	4.08	361.2	375	230	164	193	249	5	
1984	49	26-23	.531	4	14	2	6.10	364.2	431	295	247	254	215	24	
1985	55	42-13	.764	12	15	7	3.53	418.0	369	205	164	197	324	15	
1986	62	40-22	.645	5	19	10	4.19	459.2	500	279	214	197	273	8	
1987	53	38-15	.717	4	13	5	4.38	408.2	408	252	199	218	334	5	
1988	56	25-31	.446	5	18	1	4.24	448.1	456	297	211	257	337	14	
1989	51	32-19	.627	6	15	2	4.90	400.1	446	258	218	224	347	15	
1990	52	33-19	.635	11	15	4	3.68	410.2	372	214	168	200	306	31	
1991	60	40-20	.667	10	11	8	3.53	499.2	474	264	196	211	370	32	
1992	55	29-26	.527	5	22	7	3.40	452.0	435	237	171	203	295	22	
1993	60	41-19	.683	17	13	1	3.72	496.1	438	256	205	266	392	28	34
1994	52	24-28	.462	3	13	2	5.64	437.0	466	350	274	263	276		34
1995	53	25-28	.472	7	8	5	5.28	452.0	536	321	265	207	297	24	23
1996	59	32-27	.542	6	14	4	6.25	504.0	577	413	350	283	384	37	51
1997	55	32-23	.582	13	4	2	5.44	486.2	550	379	294	243	433	30	44
1998	62	41-20-1	.669	10	11	2	4.58	538.0	544	347	274	238	530	15	58
1999	65	50-15	.769	8	14	5	4.29	584.2	573	328	279	218	590	20	53
2000	62	45-17	.726	21	11	6	3.66	553.0	517	271	225	219	472	30	38
2001	61	37-24	.606	13	9	5	4.02	536.2	534	293	240	237	412	38	42
2002	62	36-26	.581	16	2	0	4.73	549.2	578	365	289	215	509	36	58
2003	68	45-23	.662	18	4	3	4.49	610.0	585	381	304	268	530	64	63
2004	60	29-31	.483	11	3	5	3.89	517.2	499	298	224	210	401	36	41
2005	70	46-24	.657	19	1	1	3.23	633.1	545	288	227	262	491	45	43
2006	63	37-24	.587	18	2	3	4.13	545.0	572	306	250	217	348	54	32
2007	62	35-27	.566	15	2	1	4.64	538.2	619	343	278	200	444	54	25
2008	58	32-26	.552	16	3	3	5.24	501.1	558	344	292	223	435	61	35
2009	56	30-26	.536	10	2	2	5.29	493.0	568	361	290	224	461	50	34
2010	60	36-24	.600	20	2	0	3.95	535.1	570	298	235	192	478	57	27
2011	59	31-28	.525	12	3	2	3.91	529.1	541	281	230	198	398	53	33
2012	66	49-17	.742	19	3	5	3.08	581.1	513	237	199	185	448	56	37
2013	55	27-28	.491	10	3	5	3.99	489.0	449	252	217	204	349	58	39
2014	57	26-31	.456	22	1	3	3.88	496.2	500	275	214	196	329	50	40
2015	55	23-32	.418	13	4	3	4.71	482.0	552	294	252	208	304	41	46
2016	53	24-29	.453	14	0	1	5.08	469.2	509	308	265	249	330	24	59
2017	57	34-23	.596	13	0	6	4.52	501.2	526	287	252	254	439	32	22
2018	58	37-21	.638	13	2	7	3.24	510.2	445	222	184	226	463	32	26
2019	54	35-19	.648	7	0	6	4.03	480.0	419	239	215	241	467	37	38
2020	16	10-6	.625	7	0	2	4.32	143.2	130	80	69	62	139	18	21
2021	51	31-20	.608	11	2	6	3.96	443.2	415	237	195	200	415	53	35
2022	54	26-28	.481	11	1	3	5.84	469.2	522	342	305	240	373	56	41
2023	55	20-35	.364	9	0	1	6.36	486.2	589	424	344	287	492	70	53
2024	53	22-31	.415	7	0	0	6.51	463.1	518	389	335	264	450	76	32
2025	55	33-22	.423	16	0	3	4.52	482.0	468	288	242	173	444	40	24
YEAR	G	W-L	PCT.	SV	CG	SHO	ERA	IP	H	R	ER	BB	SO	HBP	WP

\* 1946-1955 statistics reflect conference games only



# ALL-TIME SERIES RECORDS

Opponent	All-Time	Under Thompson	First Meeting	Last Meeting	Streak	Opponent	All-Time	Under Thompson	First Meeting	Last Meeting	Streak
Abilene Christian	14-5	0-3	3/27/1959	2/28/2024	L3	LSU	4-9	—	4/15/1960	3/6/2022	W2
<b>Air Force</b>	<b>2-0</b>	—	<b>3/4/1972</b>	<b>3/4/1972</b>	<b>W2</b>	Louisiana Tech	11-3	—	3/3/1983	3/4/2018	W8
Arizona	6-8	2-1	2/5/1998	3/30/2025	L1	Loyola Marymount	5-2	3-0	2/14/2004	3/9/2025	W3
<b>Arizona State</b>	<b>6-10</b>	<b>1-2</b>	<b>2/16/1978</b>	<b>5/4/2025</b>	<b>L2</b>	Lubbock Christian	38-10	—	3/24/1980	3/26/1997	W4
Arkansas	39-38	—	1908	3/1/2020	W1	Maryland	0-3	—	2/18/2022	2/20/2022	L3
Arkansas-Pine Bluff	3-0	—	2/28/2017	2/18/2020	W3	Mary Hardin-Baylor	5-1	—	4/13/1976	2/27/2001	W4
Arkansas State	0-1	—	2/17/1996	2/17/1996	L1	Maine	0-1	—	3/11/1993	3/11/1993	L1
Auburn	1-1	0-1	2/27/2021	3/2/2025	L1	McMurray	2-1	—	1941	1947	L1
Austin College	5-1	—	4/7/1911	3/5/1966	W3	McNeese State	8-8	—	4/13/1982	5/11/2016	L1
Austin Peay	3-0	—	2/21/14	2/23/14	W3	Memphis	12-3	—	3/2/1996	3/7/2021	W5
Bradley	1-1	—	4/15/1949	4/16/1949	W1	Mercer	0-3	0-3	3/10/2023	3/12/2023	L2
Brooke Medical Center	2-1	—	1947	1947	W1	Miami [Fla.]	0-1	—	6/2/1978	6/2/1978	L1
Buffalo Bison	1-1	—	3/20/1948	1948	L1	Miami [Ohio]	2-1	—	5/27/1977	5/29/1977	W2
Burleson College	—	—	4/4/1919	4/4/1919	—	Michigan	3-1-1	—	6/2/1978	3/11/2006	W1
<b>BYU</b>	<b>4-1</b>	<b>3-0</b>	<b>2/25/2009</b>	<b>4/13/2024</b>	<b>W3</b>	Michigan State	0-1	—	3/7/2012	3/7/2012	L1
California	2-6	—	5/24/1991	3/2/2018	L3	Midwestern State	4-0	—	4/1/1980	3/17/1981	W4
Cal Poly	9-2	—	2/13/2015	3/8/2020	W2	Minnesota	6-3	—	3/24/1948	5/31/2009	L1
Cal State Bakersfield	3-0	3-0	5/18/2023	5/20/2023	W3	<b>Mississippi</b>	<b>5-1</b>	—	<b>2/12/1999</b>	<b>3/3/2017</b>	<b>W5</b>
Cal State Fullerton	4-9	—	2/11/2000	6/1/2018	L4	Mississippi State	6-3	—	1925	3/10/2008	W3
Centenary	4-2	—	5/10/1923	5/6/2003	W3	Missouri	34-26	—	5/5/1905	2/28/2020	W4
Central Michigan	6-3	1-2	3/17/1977	2/18/2023	L2	Missouri State ****	3-1	—	2/16/1996	3/28/2001	L1
Clemson	2-1	—	6/11/2005	6/13/2005	W2	Murray State	1-0	—	5/30/2003	5/30/2003	W1
<b>Cincinnati</b>	<b>2-1</b>	<b>2-1</b>	<b>3/28/2024</b>	<b>3/30/2024</b>	<b>W2</b>	Niagara	3-0	—	2/17/2017	2/18/2017	W3
Colorado State	1-0	—	6/17/1948	6/17/1948	W1	Nebraska	37-31-1	0-1	4/4/1938	2/16/2024	L1
Columbia	2-1	—	3/12/2022	3/13/2022	W1	Nevada	1-0	—	2/20/2017	2/20/2017	W1
Concordia Lutheran	2-2	—	4/23/1991	4/1/1997	W2	<b>New Mexico State</b>	<b>2-2</b>	—	<b>4/27/2012</b>	<b>3/13/2016</b>	<b>L2</b>
Cornell	4-0	—	3/19/1997	2/24/2019	W4	New Orleans	4-2	—	5/26/1977	3/16/2013	W2
Creighton	3-1	—	3/4/1995	3/9/1999	W2	Nicholls State	7-2	—	4/8/1963	2/18/2001	W3
University of Dallas	2-1	—	4/13/1963	4/19/2000	W2	North Carolina A&T	4-0	—	4/1/2021	4/3/2021	W4
Dallas Baptist	54-30	1-2	5/5/1979	3/5/2024	L2	North Texas	11-0	—	3/22/1978	2/17/1988	W11
Dallas Rebels	0-1	—	1947	1947	L1	Northwestern	3-0	—	1931	1931	W3
Dallas Steers	1-0	—	1937	1937	W1	Northwestern State [La.]	12-7	—	4/15/1960	2/25/2015	W3
Daniel Baker	1-0	—	3/31/1911	3/31/1911	W1	Northwood	1-0	—	4/10/1990	4/10/1990	W1
Deaf and Dumb	—	—	3/11/1904	1908	—	Notre Dame	3-2	—	1929	3/14/1995	W3
Duke	4-4	0-3	2/19/2010	2/26/2023	L4	Ohio State	1-0	1-0	3/11/2025	3/11/2025	W1
East End Merchants	1-0	—	1947	1947	W1	Oklahoma	52-59	2-4	1936	5/11/2024	L3
Eastern Illinois	1-0	—	5/28/1999	5/28/1999	W1	<b>Oklahoma State</b>	<b>45-59</b>	<b>1-5</b>	<b>4/20/1925</b>	<b>5/21/2025</b>	<b>L1</b>
East Tennessee State	5-0	—	3/13/1979	4/3/2022	W5	Omaha	1-0	—	6/1/2019	6/1/2019	W1
Emporia State [Kan.]	4-0	—	4/16/1965	3/9/1985	W4	Oral Roberts	28-22	3-0	4/21/1978	3/3/2024	W3
Florida	1-1	—	5/22/1998	5/27/2000	L1	Oregon	0-1	0-1	2/17/2024	2/17/2024	L1
FIU	1-0	—	3/15/2011	3/15/2011	W1	<b>Oregon State</b>	<b>1-1</b>	<b>0-1</b>	<b>6/20/2005</b>	<b>2/28/2025</b>	<b>L1</b>
Fort Hood	2-1	—	4/11/1961	4/12/1963	L1	Pacific	3-2	—	3/10/2006	2/22/2009	W1
George Washington	4-0	—	3/13/1995	3/11/2018	W4	Paul Quinn	3-0	—	5/7/1979	3/12/1980	W3
Georgia	3-2	—	2/19/2010	2/27/2011	W1	Pepperdine	1-0	—	2/26/2013	2/26/2013	W1
Gonzaga	2-1	2-1	2/21/2025	2/23/2025	L1	Polytechnic	2-0	—	5/10/1911	5/3/1913	W2
Grand Canyon	1-4-1	0-1	2/17/1978	5/9/2023	L1	Prairie View A&M	12-0	—	4/20/2005	4/27/2021	W12
Hardin Simmons	25-8	—	3/14/1949	3/24/1998	W2	<b>Purdue</b>	<b>3-0</b>	—	<b>2/22/2008</b>	<b>2/24/2008</b>	<b>W3</b>
Hawaii	0-1	—	3/6/2015	3/6/2015	L1	Rice	130-88-1	1-0	4/25/1919	3/14/2023	W2
HCU^	10-2	4-0	4/12/1994	4/22/2025	W6	Richmond	0-1	—	5/21/1998	5/21/1998	L1
Holy Cross	4-0	—	2/15/2019	2/17/2019	—	<b>Sam Houston</b>	<b>73-49</b>	<b>5-1</b>	<b>3/7/1952</b>	<b>5/2/2025</b>	<b>W3</b>
Hosei [Japan]	2-0	—	2/21/1979	2/21/1979	W2	San Diego	1-2	—	3/2/2014	3/13/2016	W1
<b>Houston</b>	<b>91-74</b>	<b>1-5</b>	<b>1951</b>	<b>4/6/2025</b>	<b>L1</b>	San Diego State	5-2	—	1/28/1993	3/4/1994	L2
Howard Payne	1-0	—	3/29/1911	4/21/1999	W1	San Francisco	2-0	—	3/2/2007	3/9/2007	W2
Humble Oilers	0-2	—	1934	1934	L2	Schreiner	4-0	—	2/13/1990	3/12/1991	W4
Illinois	1-4	—	5/23/1998	3/9/2013	L3	SMU	119-49	—	1916	4/5/1980	W1
Illinois-Chicago	4-0	—	3/1/2008	3/14/2010	W4	South Alabama	4-1	—	5/28/1993	2/26/2017	W4
<b>Incarinate Word</b>	<b>7-1</b>	<b>2-1</b>	<b>4/1/2014</b>	<b>4/7/2024</b>	<b>L1</b>	South Carolina	0-1	—	6/11/1977	6/11/1977	L1
Indiana	0-3	0-3	2/23/2024	2/25/2024	L3	Southeast Oklahoma	1-0	—	3/20/1984	3/20/1984	W1
Iowa	1-0	—	3/21/1995	3/21/1995	W1	Southern	1-0	—	5/19/1913	5/31/2003	W1
Iowa State	10-4	—	3/4/1994	5/17/2001	L1	Southern California	6-2	—	6/16/1948	2/23/2003	W6
Kansas	62-31	2-7	1957	3/15/2025	W1	Southern Illinois	1-0	—	3/24/1966	3/24/1966	W1
<b>Kansas State</b>	<b>56-35</b>	<b>3-3</b>	<b>3/28/1966</b>	<b>3/23/2025</b>	<b>W1</b>	<b>Southern Mississippi</b>	<b>3-1</b>	—	<b>3/9/1996</b>	<b>6/1/2003</b>	<b>W1</b>
Katy Railroad	2-0	—	1932	1932	W2	Southwestern	41-13	—	4/30/1904	4/3/1990	L1
Kearney State	6-0	—	3/11/1974	3/18/1985	W6	Stanford	1-1	—	6/6/2005	6/3/2018	L1
Kent State	3-1	—	5/27/1993	2/21/2015	W2	St. Edwards	18-1-1	—	4/13/1907	3/23/1993	W2
Lamar	47-33-1	1-1	3/6/1967	2/20/2024	W1	St. Francis [Ill.]	1-0-1	—	3/17/1980	3/17/1980	T1
Little Rock	3-0	—	2/14/1998	2/15/1998	W3	St. Mary's	40-14	—	4/15/1965	3/17/1993	L1
Long Beach State	5-10	—	2/5/1999	3/5/2006	W1	<b>Stephen F. Austin</b>	<b>33-0</b>	<b>3-0</b>	<b>3/15/1948</b>	<b>2/25/2025</b>	<b>W33</b>
Louisiana *	1-1	—	3/28/1968	2/16/2003	W1	Stony Brook	3-0	—	2/26/16	2/28/16	W3
Louisiana-Monroe **	7-3	—	4/14/1960	4/11/2012	W3	Sul Ross State	6-8	—	1954	3/19/1990	W3



## ALL-TIME SERIES RECORDS

Opponent	All-Time	Under Thompson	First Meeting	Last Meeting	Streak
Tarleton State	4-1	3-1	1908	3/4/2025	W3
TCU	152-138	1-8	4/21/1904	4/27/2025	W1
Temple	1-0	—	1954	1954	W1
Tennessee	1-2	0-1	2/12/2005	2/18/2024	L2
Texas	114-254-4	2-4	4/4/1903	3/24/2024	L2
Texas-Pan American	20-27	—	4/13/1963	3/11/1993	L2
Texas A&M	130-185-4	—	4/9/1904	2/26/2021	L4
Texas A&M-Corpus Christi	9-0	1-0	4/26/2000	5/3/2023	W9
Texas Lutheran	21-7	—	1955	2/15/1994	L1
Texas Southern	12-0	—	4/28/2004	3/27/2019	W12
Texas State ***	55-28	1-1	3/26/1919	4/8/2025	L1
Texas Tech	90-98	4-5	1928	4/13/2025	L1
Texas Wesleyan	16-3	—	3/6/1979	5/9/2000	L1
Trinity	5-2	—	4/1/1904	3/11/1975	W1
Tulane	3-2	—	5/13/1904	6/21/2005	W1
Tulsa	0-1	—	4/3/1969	4/3/1969	L1
UAB	1-0	—	3/8/2009	3/8/2009	W1
UCF	3-3	3-3	5/17/2024	5/17/2025	L1
UC Irvine	6-6	—	2/28/2003	2/17/2013	L3
UCLA	5-7	—	2/28/2009	3/4/2022	W1
UNC Wilmington	0-1	—	3/2/2014	3/2/2014	L1
UNLV	0-1	—	4/19/2011	4/19/2011	L1
Utah	2-2	2-1	3/5/2011	4/19/2025	W2
UT Arlington	93-35	4-0	2/26/1973	4/15/2025	W6
UTRGV*****	23-29	1-0	4/13/1963	5/6/2025	W1
UTSA	37-10	1-2	2/23/1993	2/18/2025	W1
Vanderbilt	5-3	—	2/19/1999	2/10/2007	L1
Waco Cubs	0-1	—	1933	1933	L1
Waco Dons	1-0-2	—	3/24/1938	1938	T2
Waco League			1908	4/13/1909	
Waco Navigators	0-2	—	1917	1917	L2
Waco Packers	1-0	—	1931	1931	W1
Waco Pirates	1-2	—	1917	1948	L1
Waco Redmen	1-0	—	1933	1933	W1
Wake Forest	1-0	—	3/8/1989	3/8/1989	W1
Washington	2-4	—	2/19/16	4/2/2017	W1
Washington State	2-0	—	3/10/1987	3/11/1987	W2
West Virginia	14-20	0-6	4/5/2013	4/28/2024	L10
Western Kentucky	2-1	—	3/12/1987	2/28/2010	L1
Wichita State	0-1	—	5/25/1991	5/25/1991	L1
Winthrop	2-0	—	3/6/2002	3/11/2007	W2
Wofford	2-0	—	4/5/2016	4/6/2016	W2
Wright State	1-0	—	6/2/2018	6/2/2018	W1
Xavier	3-0	—	3/12/2021	3/14/2021	W3
Youngstown State	5-2	5-2	3/3/2023	2/15/2025	W4

Bold indicates 2025 opponents

\* Formerly Southwestern Louisiana

\*\* Formerly Northeast Louisiana

\*\*\* Formerly Southwest Texas

\*\*\*\* Formerly Southwest Missouri State

\*\*\*\*\* Formerly Texas-Pan American

^ Formerly Houston Baptist



# INDIVIDUAL BATTING RECORDS

## GAMES

### ALL GAMES

Season:	70, Josh Ford (2005)
	70, Michael Griffin (2005)
	70, Kevin Russo (2005)
	70, Paul Witt (2005)
Freshman:	62, Beamer Weems (2006)
Sophomore:	68, Josh Ford (2003)
	68, Michael Griffin (2003)
Junior:	70, Kevin Russo (2005)
Senior:	70, Josh Ford (2005)
	70, Michael Griffin (2005)
	70, Paul Witt (2005)
Career:	259, Michael Griffin (2002-05)

### BIG 12 GAMES

Season:	30, six times
Career:	110, Matt Williams (1998-01)

## BATTING AVERAGE

### ALL GAMES

Season:	
min. 50 at bats:	.519 [27-for-52], Mickey Sullivan (1954)
min. 150 at bats:	.417 [93-for-223], Steve Macko (1977)
min. 250 at bats:	.413 [121-for-293], David Murphy (2003)
Season, Class (min. 2.5 at bats per team game):	
Freshman:	.383 [82-for-214], Jared McKenzie (2021)
Sophomore:	.376 [82-for-218], James Blair (1997)
Junior:	.413 [121-for-293], David Murphy (2001)
Senior:	.429 [27-for-63], Jerry Mallett (1957)
Career:	
min. 300 at bats:	.370 [128-for-346], Steve Macko (1976-77)
min. 500 at bats:	.368 [318-for-864], Marty Crawford (1993-96)

### BIG 12 GAMES

Season:	
min. 75 at bats:	.421 [40-for-95], Zach Dillon (2006)
min. 100 at bats:	.417 [58-for-138], Eric Nelson (1997)
Career:	
min. 120 at bats:	.386 [147-for-381], Eric Nelson (1997-99)

## RUNS

### ALL GAMES

Game:	6, Burl Coker vs. SMU (3/5/1978)
Season:	94, Chris Durbin (2003)
Freshman:	68, Jon Topolski (1996)
Sophomore:	69, Jon Topolski (1997)
Junior:	84, David Murphy (2003)
Senior:	94, Chris Durbin (2003)
Career:	285, Jon Topolski (1996-99)

### BIG 12 GAMES

Game:	5, Jon Topolski at Nebraska (3/8/1997)
	5, Jon Topolski at Missouri (4/12/1998)
	5, Tre Richardson at Oklahoma (3/27/2022)
Season:	41, Jon Topolski (1997)
Career:	100, Jon Topolski (1997-99)

## HITS

### ALL GAMES

Game:	6, Michael Griffin at Arizona (2/9/2003)
Season:	121, David Murphy (2003)
Freshman:	82, Jared McKenzie (2021)
	82, Marty Crawford (1993)
Sophomore:	103, Michael Griffin (2003)
Junior:	121, David Murphy (2003)
Senior:	102, Eric Nelson (1999)
Career:	333, Jon Topolski (1996-99)

### BIG 12 GAMES

Game:	5, Jon Topolski at Nebraska (3/8/1997)
	5, Chad Polk at Nebraska (3/9/1997)
	5, Jeremy Dodson vs. Oklahoma (5/3/1997)
	5, Matt Williams at Iowa State (5/16/1999)
	5, Trey Webb at Kansas State (4/26/2002)
	5, Chris Durbin at Oklahoma State (4/12/2003)
	5, Beamer Weems vs. Texas Tech (3/25/2007)
	5, Josh Ludy at Kansas State (4/15/2012)
	5, Adam Toth vs. Kansas (4/27/2014)
	5, Adam Toth at Oklahoma (5/4/2014)
	5, Kyle Nevin vs. Texas Tech (5/1/2022)
	5, Enzo Apodaca at BYU (4/13/2024)
Season:	58, Eric Nelson (1997)
Career:	147, Eric Nelson (1997-99)

## AT BATS

### ALL GAMES

Game:	* 10, Jaime Bubela at Houston [22 inn.] (2/21/1999)
Season:	294, Michael Griffin (2003, 2005)
Freshman:	232, Jon Topolski (1996)
Sophomore:	294, Michael Griffin (2003)
Junior:	293, David Murphy (2003)
Senior:	294, Michael Griffin (2005)
Career:	** 1,076, Michael Griffin (2002-05)

### BIG 12 GAMES

Game:	7, Kevin Russo vs. Texas [13 inn.] (4/13/2006)
	7, Matt Czimskey vs. Texas [13 inn.] (4/13/2006)
	7, Cal Towey vs. Kansas State [13 inn.] (3/29/2013)
	7, Grayson Porter vs. TCU [15 inn.] (4/20/2013)
	7, Nick Loftin vs. Kansas State (4/27/2018)
	7, Jack Pineda vs. TCU (3/19/2022)
Season:	139, Eric Nelson (1997)
Career:	450, Michael Griffin (2002-05)

\* - All-Time Record NCAA Division I

\*\* - Second All-Time NCAA Division I

## DOUBLES

### ALL GAMES

Game:	* 5, Jeremy Dodson vs. Hardin Simmons (3/24/1998)
Season:	26, Michael Griffin (2003)
Freshman:	18, Matt Williams (1998)
Sophomore:	26, Michael Griffin (2003)
Junior:	25, Chris Durbin (2002)
	25, Logan Vick (2012)
Senior:	24, Marty Crawford (1996)
Career:	79, Chris Durbin (2000-03)

### BIG 12 GAMES

Game:	3, Matt Williams vs. Iowa State (3/29/1998)
	3, Matt Williams at Kansas (3/23/2001)
	3, Ross Bennett vs. Texas A&M (4/20/2002)
	3, Reid Brees vs. Oklahoma State (4/11/2004)
	3, Ben Booker at Texas Tech (5/17/2008)
	3, Kyle Nevin vs. Texas Tech (5/1/2022)
Season:	14, Reid Brees (2004)
Career:	34, Chris Durbin (2000-03)

\* - All-Time Record NCAA Division I

## TRIPLES

### ALL GAMES

Game:	2, Fritz Connally vs. Paul Quinn (3/12/1980)
	2, Brad Douglas vs. Southwestern (2/19/1986)
	2, Mike Robinson at Rice (3/23/1991)
	2, Jon Topolski vs. Sam Houston State (4/17/1996)
	2, Jon Topolski vs. Houston (4/7/1998)
	2, Chris Durbin vs. Oklahoma State (4/6/2002)
	2, Beamer Weems vs. Texas Southern (3/20/2007)
Season:	11, Jon Topolski (1998)
Freshman:	6, Jon Topolski (1996)
Sophomore:	8, Michael Griffin (2003)
Junior:	11, Jon Topolski (1998)
Senior:	10, Kyle Todd (1985)
	10, Tony Huey (1987)
	10, Seth Fortenberry (2006)
Career:	25, Jon Topolski (1996-99)

### BIG 12 GAMES

Game:	2, Chris Durbin vs. Oklahoma State (4/6/2002)
Season:	5, Jon Topolski (1998)
Career:	10, Jon Topolski (1997-99)

## HOME RUNS

### ALL GAMES

Game:	3, Jon Topolski vs. Hardin Simmons (3/24/1998)
	3, Charlie Carter vs. UTSA (4/1/1998)
	3, Jon Topolski vs. Missouri (4/12/1998)
	3, Eric Nelson at Kansas (4/3/1999)
	3, Aaron Miller vs. Illinois (2/29/2008)
	3, Shaver Hansen at Kansas (4/5/2009)
	3, Josh Ludy at Kansas State (4/15/2012)
	3, Aaron Dodson at Texas Tech (4/9/2017)
	3, Shea Langeliers vs. Omaha (6/1/2019)
	3, Wesley Jordan, at Texas Tech (4/12/25)
Season:	21, Charley Carter (1998)
Freshman:	11, Max Muncy (2010)
Sophomore:	19, Matt Williams (1999)
Junior:	19, Jon Topolski (1998)
Senior:	21, Charley Carter (1998)
Career:	50, Jon Topolski (1996-99)

### BIG 12 GAMES

Game:	3, Jon Topolski at Missouri (4/12/1998)
	3, Eric Nelson at Kansas (4/3/1999)
	3, Shaver Hansen at Kansas (4/5/2009)
	3, Josh Ludy at Kansas State (4/15/2012)
	3, Aaron Dodson at Texas Tech (4/9/2017)
Season:	10, Charley Carter (1998)
Career:	24, Jon Topolski (1997-99)

## RUNS BATTED IN

### ALL GAMES

Game:	11, Shea Langeliers vs. Omaha (6/1/2019)
Season:	86, Charley Carter (1998)
Freshman:	53, Max Muncy (2010)
Sophomore:	76, Michael Griffin (2003)
Junior:	69, Kelly Shoppach (2001)
Senior:	86, Charley Carter (1998)
Career:	204, Eric Nelson (1996-99)

### BIG 12 GAMES

Game:	7, Jon Topolski at Missouri (4/12/1998)
	7, Jason Jennings at Oklahoma State (3/7/1999)
	7, Kyle Reynolds at Oklahoma (3/27/2004)
	7, Josh Ludy at Kansas State (4/15/2012)
Season:	33, James Blair (1997)
	33, Charley Carter (1998)
Career:	82, Eric Nelson (1997-98)

# INDIVIDUAL BATTING RECORDS

## EXTRA-BASE HITS

### ALL GAMES

Game:	5, Jeremy Dodson vs. Hardin Simmons (3/24/1998)
	5, Jon Topolski vs. Hardin Simmons (3/24/1998)
Season:	47, Charley Carter (1998)
Freshman:	29, Logan Vick (2010)
Sophomore:	45, Michael Griffin (2003)
Junior:	37, Jon Topolski (1998)
Senior:	47, Charley Carter (1998)
Career:	130, Chris Durbin (2000-03)

### BIG 12 GAMES

Game:	4, Jon Topolski at Missouri (4/12/1998)
	4, Eric Nelson vs. Kansas State (2/26/1999)
	4, Matt Williams at Kansas (3/21/2001)
Season:	23, Eric Nelson (1999)
Career:	60, Chris Durbin (2000-03)

## TOTAL BASES

### ALL GAMES

Game:	16, Jon Topolski vs. Hardin-Simmons (3/24/1998)
Season:	190, Charley Carter (1998)
Freshman:	134, Jared McKenzie (2021)
Sophomore:	178, Michael Griffin (2003)
Junior:	180, David Murphy (2003)
Senior:	190, Charley Carter (1998)
Career:	574, Jon Topolski (1996-99)

### BIG 12 GAMES

Game:	15, Jon Topolski at Missouri (4/12/1998)
Season:	90, Eric Nelson (1999)
Career:	243, Eric Nelson (1997-99)
	243, Chris Durbin (2000-03)

## SLUGGING PERCENTAGE

### ALL GAMES

Season:	.772, Charley Carter (1998)
Season, Class (min. 2.5 at bats per team game):	
Freshman:	.626, Jared McKenzie (2021)
Sophomore:	.710, Jeremy Dodson (1997)
Junior:	.696, Mike Malinak (1986)
Senior:	.772, Charley Carter (1998)
Career:	.615, Jason Jennings (1997-99)

### BIG 12 GAMES

Season:	.744, Eric Nelson (1997)
Career:	.639, Jon Topolski (1997-99)

## WALKS

### ALL GAMES

Game:	5, Shane Nolen at TCU (4/29/1978)
Season:	59, Logan Vick (2010)
Freshman:	59, Logan Vick (2010)
Sophomore:	46, Luke Prestridge (1977)
Junior:	49, Jeremy Dodson (1998)
	49, Jon Topolski (1998)
Senior:	55, Jon Topolski (1999)
Career:	185, Jon Topolski (1996-99)

### BIG 12 GAMES

Game:	4, Beamer Weems vs. Texas [13 inn.] (4/13/2006)
	4, Antonio Valdez vs. Texas Tech (5/1/2022)
Season:	25, Jon Topolski (1997)
Career:	62, Jon Topolski (1997-99)

## HIT BY PITCH

### ALL GAMES

Game:	3, Jason Marshall vs. Texas Lutheran (2/12/1993)
	3, Michael Griffin vs. Vanderbilt (3/12/2004)
	3, Nathan Orf at TCU (3/6/2012)
	3, Nathan Orf vs. Texas Tech (3/18/2012)
	3, Steve DalPorto at Texas Tech (5/18/2013)
	3, Richard Cunningham vs. Wofford (4/5/2016)
Season:	35, Nathan Orf (2012)
Freshman:	14, Jared McKenzie (2021)
Sophomore:	16, Kelly Shoppach (2000)
Junior:	35, Nathan Orf (2012)
Senior:	16, Josh Ford (2005)
Career:	48, Nathan Orf (2012-13)

### BIG 12 GAMES

Game:	3, Nathan Orf vs. Texas Tech (3/18/2012)
	3, Steve DalPorto at Texas Tech (5/18/2013)
Season:	18, Matt Williams (2000)
Career:	30, Matt Williams (2000-03)

## STRIKEOUTS

### ALL GAMES

Game:	5, Matt Williams at Texas (3/14/1998)
	5, Hunter Teplansky vs. Abilene Christian (2/28/2024)
Season:	64, Jared McKenzie (2022)
Freshman:	58, Shaver Hansen (2007)
Sophomore:	64, Jared McKenzie (2022)
Junior:	63, Cal Towey (2012)
Senior:	60, Hunter Simmons (2025)
Career:	203, Matt Williams (1998-01)

### BIG 12 GAMES

Game:	5, Matt Williams at Texas (3/14/1998)
Season:	35, Hunter Teplansky (2024)
Career:	97, Preston Underdown (1997-00)

## ON-BASE PERCENTAGE

### ALL GAMES

Season:	.496, Zach Dillon (2006)
Season, Class (min. 3.1 plate appearances per team game):	
Freshman:	.473, Logan Vick (2010)
Sophomore:	.459, James Blair (1997)
Junior:	.493, Jason Jennings (1999)
Senior:	.496, Zach Dillon (2006)

### BIG 12 GAMES

Season:	.504, Zach Dillon (2006)
Career:	.464, Davis Wendzel (2017-19)

## TOTAL SACRIFICES

### ALL GAMES

Season:	17, Beamer Weems (2006)
Freshman:	17, Beamer Weems (2006)
Sophomore:	16, Steve DalPorto (2011)
Junior:	16, Cal Towey (2012)
Senior:	14, Landis Ware (2011)
Career:	33, Landis Ware (2008-11)

### BIG 12 GAMES

Game:	2, 15 times
	Last: Lawton Langford vs. Kansas State (5/24/2013)
Season:	11, Steve DalPorto (2011)
Career:	18, Landis Ware (2008-11)

## STOLEN BASES

### ALL GAMES

Game:	4, Trent Weaver vs. St. Mary's (2/21/1999)
	4, Mike Robinson vs. Southwestern (4/9/1991)
	4, Jaime Bubela vs. Kansas State (2/27/1999)
	4, Anthony Hensley vs. Texas (4/21/2000)
Season:	40, Mike Robison (1991)
Freshman:	24, Mike Robinson (1988)
Sophomore:	26, Jack Stubbs (1992)
Junior:	36, Brooks Pinckard (2011)
Senior:	40, Mike Robinson (1991)
Career:	115, Mike Robison (1988-91)

### BIG 12 GAMES

Game:	4, Jaime Bubela vs. Kansas State (2/27/1999)
	4, Anthony Hensley vs. Texas (4/21/2000)
Season:	14, Anthony Hensley (2000)
Career:	26, Eric Nelson (1997-99)

## HITTING STREAKS

### ALL GAMES

Season:	30, James Blair (1997)
Freshman:	16, Michael Griffin (2002)
Sophomore:	18, Jason Jennings (1998)
Junior:	30, James Blair (1997)
Senior:	23, Richard Cunningham (2019)
Multiple-Season:	31, James Blair (1997-98)

### BIG 12 GAMES

Season:	21, Richard Cunningham (2019)
	19, James Blair (1997)
	19, David Murphy (2003)
Multiple-Season:	23, James Blair (1997-98)



# INDIVIDUAL PITCHING RECORDS

## EARNED RUN AVERAGE

### ALL GAMES

Season:  
 min. 45 innings: 1.05 [10 ER, 84.0 IP], John Bevil (1968)  
 min. 100 innings: 1.82 [25 ER, 123.1 IP], Chad Hawkins (2000)  
 aluminum-bat era: 1.64 [16 ER, 87.2 IP], Burl Coker (1978)  
 Season, Class (min. 45.0 innings):  
 Freshman: 2.90, Jason Jennings (1997)  
 Sophomore: 1.50, Jim Rath (1966)  
 Junior: 1.36, David Dories (1970)  
 Senior: 1.05, John Bevil (1968)  
 Career:  
 min. 90.0 innings: 2.00 [23 ER, 97.0 IP], Bill Duncan (1968-70)  
 min. 150.0 innings: 2.44 [51 ER, 188.0 IP], Pat Combs (1987-88)  
 min. 250.0 innings: 2.81 [97 ER, 311.0 IP], Burl Coker (1975-78)

### BIG 12 GAMES

Season:  
 \* Starters: 1.92 [12 ER, 56.1 IP], Josh Turley (2012)  
 \*\* Relievers: 0.00 [0 ER, 10.2 IP], Jake Weghorst (2006)  
 0.00 [0 ER, 29.1 IP], Kyle Hill (2019)  
 0.00 [0 ER, 9.1 IP], Logan Freeman (2020)  
 \*\*\* Relievers: 0.86 [2 ER, 21.0 IP], Jeff Mandel (2005)  
 Career (min. 30.0 innings): 2.05, Troy Montemayor (2015-18)

\* - min. 5 starts and 4.0 innings per start  
 \*\* - min. 8 relief appearances and 1.0 innings per relief appearance  
 \*\*\* - min. 8 relief appearances and 2.0 innings per relief appearance

## APPEARANCES

### ALL GAMES

Season: 36, Ryan LaMotta (2005)  
 36, Abe Woody (2005)  
 Freshman: 30, Ryan LaMotta (2003)  
 Sophomore: 29, Ryan LaMotta (2004)  
 29, Max Garner (2011)  
 Junior: 36, Ryan LaMotta (2005)  
 36, Abe Woody (2005)  
 Senior: 35, Kyle Edens (2002)  
 Career: 111, Zane Carlson (2000-04)  
 111, Ryan LaMotta (2003-06)

### BIG 12 GAMES

Season: 17, Kyle Edens (2002)  
 Career: 49, Zane Carlson (2000-04)

## GAMES STARTED

### ALL GAMES

Season: 20, Mark McCormick (2005)  
 Freshman: 16, Aaron Lineweaver (1993)  
 Sophomore: 19, Cory VanAllen (2005)  
 Junior: 20, Mark McCormick (2005)  
 Senior: 19, Steven White (2003)  
 Career: 59, Steven White (2000-03)

### BIG 12 GAMES

Season: 10, eight times  
 Career: 28, Steve White (2000-03)

## RELIEF APPEARANCES

### ALL GAMES

Season: 35, Kyle Edens (2002)  
 Freshman: 27, Jason Jennings (1997)  
 27, Ryan LaMotta (2003)  
 30, Kyle Hill (2017)  
 Sophomore: 36, Ryan LaMotta (2005)  
 36, Abe Woody (2005)  
 Junior: 35, Kyle Edens (2002)  
 Senior: 111, Zane Carlson (2000-04)  
 Career:

### BIG 12 GAMES

Season: 17, Kyle Edens (2002)  
 Career: 48, Zane Carlson (2000-04)

## WINS

### ALL GAMES

Season: 13, Kip Wells (1998)  
 13, Jason Jennings (1999)  
 10, Sammy Bickham (1977)  
 Freshman: 11, Jason Jennings (1998)  
 13, Kip Wells (1998)  
 Sophomore: 13, Jason Jennings (1999)  
 Senior: 12, Jon Perlman (1979)  
 Career: 28, Burl Coker (1975-78)  
 28, Steven White (2000-03)

### BIG 12 GAMES

Season: 9, Jason Jennings (1999)  
 Career: 17, Jason Jennings (1997-99)

## WINS IN RELIEF

### ALL GAMES (Since 1968)

Season: 10, Abe Woody (2005)  
 Freshman: 6, Ryan LaMotta (2003)  
 6, Abe Woody (2003)  
 Sophomore: 5, Abe Woody (2004)  
 Junior: 10, Abe Woody (2005)  
 Senior: 6, Jimmy Wiston (2021)  
 6, Crayton Bare (2013)  
 Career: 21, Abe Woody (2003-05)

### BIG 12 GAMES

Season: 5, Brett Bergman (1997)  
 5, Crayton Bare (2013)  
 Career: 9, Abe Woody (2003-05)

## LOSSES

### ALL GAMES

Season: 8, Jerry Arnold (1981)  
 8, Jeff Mandel (2007)  
 Freshman: 6, Kip Wells (1996)  
 Sophomore: 7, Mason Marriott (2023)  
 Junior: 8, Jerry Arnold (1981)  
 Senior: 8, Jeff Mandel (2007)  
 Career: 19, Jerry Arnold (1979-82)

### BIG 12 GAMES

Season: 6, Kendal Volz (2009)  
 6, Mason Marriott (2024)  
 Career: 13, Kendal Volz (2007-09)  
 13, Mason Marriott (2022-24)

## WINNING PERCENTAGE

### ALL GAMES

Season:  
 min. 7 decisions: 1.000 [7-0], Ted Richardson (1985)  
 min. 10 decisions: .917 [11-1], Trent Blank (2012)  
 Season, Class (min. 7 decisions):  
 Freshman: 1.000 [7-0], Ted Richardson (1985)  
 Sophomore: .900 [9-1], Pat Combs (1987)  
 Junior: .900 [9-1], Josh Turley (2012)  
 Senior: .917 [11-1], Trent Blank (2012)  
 Career:  
 min. 15 decisions: .857 [18-3], Kyle Evans (1998-00)  
 min. 25 decisions: .840 [21-4], Abe Woody (2003-05)

### BIG 12 GAMES

Season (min. 4 decisions): 1.000, Brett Bergman [5-0] (1997)  
 1.000, Jason Jennings [9-0] (1999)  
 1.000, Justin Taylor [4-0] (2000)  
 1.000, Josh Turley [6-0] (2012)  
 Career (min. 7 decisions): .889 [8-1], Kyle Evans (1998-00)

## SAVES

### ALL GAMES

Season: 21, Josh Michalec (2014)  
 Freshman: 15, Zane Carlson (2000)  
 Sophomore: 14, Troy Montemayor (2016)  
 Junior: 12, Troy Montemayor (2017)  
 Senior: 21, Josh Michalec (2014)  
 Career: 37, Zane Carlson (2000-04)

### BIG 12 GAMES

Season: 10, Zane Carlson (2000)  
 Career: 17, Zane Carlson (2000-04)

## COMPLETE GAMES

### ALL GAMES

Season: 12, Brian Carpenter (1992)  
 Freshman: 5, Aaron Lineweaver (1993)  
 Sophomore: 7, Scott Ruffcorn (1990)  
 Junior: 12, Brian Carpenter (1992)  
 Senior: 10, Blaine Beatty (1986)  
 Career: 19, Ricky Dusek (1968-70)

### BIG 12 GAMES

Season: 6, Jason Jennings (1999)  
 6, Chad Hawkins (2000)  
 Career: 10, Jason Jennings (1997-99)

# INDIVIDUAL PITCHING RECORDS

## SHUTOUTS

### ALL GAMES

Season:	3, David Elsbernd (1992)
	3, Jason Jennings (1999)
Career:	3, Ted Richardson (1985-88)
	3, Lee Price (1989-91)
	3, David Elsbernd (1992)
	3, Jason Jennings (1997-99)

### BIG 12 GAMES

Season:	2, Kyle Evans (2000)
	2, Shawn Tolleson (2008)
Career:	2, Kyle Evans (1998-00)
	2, Shawn Tolleson (2008-10)

## INNINGS

### ALL GAMES

Game:	16.0, Bill Duncan at Houston (3/13/1970)
Season:	146.2, Jason Jennings (1999)
Freshman:	104.2, Aaron Lineweaver (1993)
Sophomore:	117.0, Jason Jennings (1998)
Junior:	146.2, Jason Jennings (1999)
Senior:	129.0, Steven White (2003)
Career:	368.1, Steven White (2000-03)

### BIG 12 GAMES

Game:	9.0, 35 times
	last: Josh Turley at Kansas State (4/13/12)
Season:	79.1, Chad Hawkins (2000)
Career:	186.0, Steven White (2000-03)

## HITS ALLOWED

### ALL GAMES

Game:	14, Bruce Aguilar at Arkansas (4/14/1989)
Season:	123, Jason Jennings (1998)
	123, Steven White (2003)
Freshman:	90, Kip Wells (1996)
Sophomore:	123, Jason Jennings (1998)
Junior:	121, Kip Wells (1998)
Senior:	123, Steven White (2003)
Career:	364, Steven White (2000-03)

### BIG 12 GAMES

Game:	13, Steven White vs. Texas Tech (5/11/2001)
	13, Tim Matthews at Texas Tech (4/2/2006)
Season:	80, Jason Jennings (1998)
Career:	179, Steven White (2000-03)
	179, Kendal Volz (2007-09)

## FEWEST HITS ALLOWED PER 9.0 INNINGS

### ALL GAMES (Since 1968)

Season (min. 45.0 innings):	
Starters:	4.91, Sammy Bickham (1977)
Relievers:	5.82, Zane Carlson (2000)
Career (min. 90.0 innings):	6.80, Luke Boyd (2017-21)

### BIG 12 GAMES

Season (min. 15.0 innings):	
Starters:	5.43, Mark McCormick (2005)
Relievers:	3.18, Troy Montemayor (2016)
Career (min. 30.0 innings):	7.03, Mark McCormick (2003-05)

## RUNS ALLOWED

### ALL GAMES

Game:	14, Kris Lambert vs. Rice (4/8/1995)
Season:	83, Jason Jennings (1998)
Freshman:	66, Kip Wells (1996)
Sophomore:	83, Jason Jennings (1998)
Junior:	70, Jared Theodorakos (2002)
Senior:	73, Brett Bergman (1998)
Career:	215, Steven White (2000-03)

### BIG 12 GAMES

Game:	13, Mason Marriott at Oklahoma State (3/23/2023)
Season:	61, Kip Wells (1997)
Career:	118, Steven White (2000-03)

## EARNED RUNS ALLOWED

### ALL GAMES

Game:	12, Mason Marriott at Oklahoma State (3/23/2023)
Season:	66, Jason Jennings (1998)
Freshman:	55, Kip Wells (1996)
Sophomore:	66, Jason Jennings (1998)
Junior:	53, Jared Theodorakos (2002)
	53, Randall Linebaugh (2007)
Senior:	59, Brett Bergman (1998)
	59, Steven White (2003)
Career:	177, Steven White (2000-03)

### BIG 12 GAMES

Game:	12, Mason Marriott at Oklahoma State (3/23/2023)
Season:	42, Jason Jennings (1998)
Career:	97, Steven White (2000-03)

## WALKS

### ALL GAMES

Game:	10, Jaime Cocanower at TCU (4/29/1978)
Season:	76, Jaime Cocanower (1978)
Freshman:	68, Sammy Bickham (1977)
Sophomore:	61, Steven White (2001)
Junior:	66, Mark McCormick (2005)
Senior:	76, Jaime Cocanower (1978)
Career:	185, Steven White (2000-03)

### BIG 12 GAMES

Game:	8, Jason Jennings at Oklahoma (2/28/1998)
	8, Cory VanAllen at Missouri (4/29/2006)
Season:	41, Steven White (2001)
Career:	103, Steven White (2000-03)

## FEWEST WALKS ALLOWED PER 9.0 INNINGS

### ALL GAMES (Since 1968)

Season (min. 45.0 innings):	
Starters:	0.58, Dillon Newman (2013)
Relievers:	1.40, Alex Phillips (2018)
Career (min. 90.0 innings):	1.42, Rick Dusek (1968-70)

### BIG 12 GAMES

Season (min. 15.0 innings):	
Starters:	0.50, Dillon Newman (2013)
Relievers:	0.96, Alex Phillips (2018)
Career (min. 30.0 innings):	1.76, Josh Turley (2010-2012)

## STRIKEOUTS

### ALL GAMES

Game:	16, Pat Combs at Texas Tech (4/29/1988)
Season:	172, Jason Jennings (1999)
Freshman:	82, Aaron Lineweaver (1993)
Sophomore:	126, Jason Jennings (1998)
Junior:	172, Jason Jennings (1999)
Senior:	130, Steven White (2003)
Career:	377, Jason Jennings (1997-99)

### BIG 12 GAMES

Game:	14, Jason Jennings vs. Texas A&M (5/2/1998)
	14, Jason Jennings at Kansas (4/2/1999)
Season:	91, Jason Jennings (1999)
Career:	213, Jason Jennings (1997-99)

## STRIKEOUTS IN RELIEF

### ALL GAMES (Since 1968)

Game:	10, Craig Fritsch vs. Sam Houston State (4/30/2008)
	10, Logan Verrett vs. Texas A&M (3/16/2009)
	10, Aaron Miller vs. Missouri (4/11/2009)
Season:	82, Ryan LaMotta (2005)
Freshman:	79, Jason Jennings (1997)
Sophomore:	55, Ryan LaMotta (2004)
Junior:	82, Ryan LaMotta (2005)
Senior:	58, Kyle Edens (2002)
Career:	223, Zane Carlson (2000-04)

### BIG 12 GAMES

Game:	10, Logan Verrett vs. Texas A&M (3/16/2009)
	10, Aaron Miller vs. Missouri (4/11/2009)
Season:	46, Jason Jennings (1997)
Career:	89, Zane Carlson (2000-04)

## STRIKEOUTS PER 9.0 INNINGS

### ALL GAMES (Since 1968)

Season (min. 45.0 innings):	
Starters:	10.83, Kendal Volz (2008)
Relievers:	14.31, Jason Jennings (1997)
Career (min. 90.0 innings):	11.05, Luke Boyd (2017-21)

### BIG 12 GAMES

Season (min. 15.0 innings):	
Starters:	12.31, Paul Dickens (2019)
Relievers:	13.49, Jason Jennings (1997)
Career (min. 30.0 innings):	12.97, Aaron Miller (2007-09)

## STRIKEOUT-TO-WALK RATIO

### ALL GAMES

Season:	
Starters:	10.40, Dillon Newman (2013)
Relievers:	6.43, Alex Phillips (2018)
Career (min. 90.0 innings):	3.76, Dillon Newman (2013)

### BIG 12 GAMES

Season:	
Starters:	13.00, Dillon Newman (2013)
Relievers:	31.00, Gabe Craig (2025)
Career (min. 30.0 innings):	3.77, Aaron Miller (2007-09)



# INDIVIDUAL PITCHING RECORDS

## WALKS PLUS HITS PER INNING PITCHED (WHIP)

### ALL GAMES (Since 1968)

Season: 0.946, Burl Coker (1998)  
 Starters: 0.935, Abe Woody (2005)  
 Relievers: 1.027, Abe Woody (2003-05)  
 Career (min. 90.0 innings): 1.027, Abe Woody (2003-05)

### BIG 12 GAMES

Season: 0.960, Dillon Newman (2013)  
 Starters: 0.44, Gabe Craig (2025)  
 Relievers: 1.215, Chad Hawkins (1999-00)  
 Career (min. 30.0 innings): 1.215, Chad Hawkins (1999-00)

## WILD PITCHES

### ALL GAMES

Game: 4, Brett Bergman at Missouri (4/10/1998)  
 4, Jared Matheson vs. UTSA (2/28/2023)  
 Season: 15, Jason Jennings (1998)  
 Freshman: 10, Kip Wells (1996)  
 Sophomore: 15, Jason Jennings (1998)  
 Junior: 14, Chad Hawkins (1999)  
 Senior: 12, Brett Bergman (1998)  
 Career: 34, Steven White (2000-03)

### BIG 12 GAMES

Game: 4, Brett Bergman at Missouri (4/10/1998)  
 Season: 8, Kris Lambert (1997)  
 8, Kyle Edens (2002)  
 Career: 18, Mason Marriott (2022-24)

## HIT BATSMEN

### ALL GAMES

Game: 5, Steven White vs. Long Beach State (3/7/2003)  
 Season: 20, Steven White (2003)  
 Freshman: 16, Shawn Tolleson (2008)  
 Sophomore: 10, Jared Theodorakos (2001)  
 10, Mason Marriott (2023)  
 Junior: 14, Glenn Nevill (1990)  
 14, Max Garner, (2012)  
 Senior: 20, Steven White (2003)  
 Career: 35, Shawn Tolleson (2008-10)

### BIG 12 GAMES

Game: 4, Kendal Volz at Texas A&M (3/14/09)  
 Season: 9, Abe Woody (2003)  
 9, Mason Marriott (2024)  
 Career: 24, Shawn Tolleson (2008-10)

# INDIVIDUAL FIELDING RECORDS

## TOTAL CHANCES

### ALL GAMES

Game: 28, Matt Williams at Houston [22 inn.] (2/21/1999)  
 Season: 625, Max Muncy (2012)  
 Freshman: 582, Max Muncy (2010)  
 Sophomore: 563, Max Muncy (2011)  
 Junior: 625, Max Muncy (2012)  
 Senior: 575, Charley Carter (1998)  
 Career: 1,770, Max Muncy (2010-12)

### BIG 12 GAMES

Game: 19, Steve DalPorto vs. Kansas State (3/29/2013)  
 Season: 290, Mike Huggins (2000)  
 Career: 779, Mike Huggins (2000-02)

## PUTOUTS

### ALL GAMES

Game: 25, Matt Williams at Houston [22 inn.] (2/21/1999)  
 Season: 566, Kyle Reynolds (2005)  
 Freshman: 541, Max Muncy (2010)  
 Sophomore: 527, Max Muncy (2011)  
 Junior: 588, Max Muncy (2012)  
 Senior: 538, Charley Carter (1998)  
 Career: 1,656, Max Muncy (2010-12)

### BIG 12 GAMES

Game: 19, Steve DalPorto vs. Kansas State (3/29/2013)  
 Season: 271, Mike Huggins (2000)  
 Career: 721, Mike Huggins (2000-02)

## ASSISTS

### ALL GAMES

Game: 10, Joe Wharton at Texas State (3/9/1993)  
 10, Raynor Campbell vs. Pacific (2/22/2009)  
 Season: 218, Paul Witt (2005)  
 Freshman: 168, Mike Bohny (1991)  
 Sophomore: 182, Trey Webb (2002)  
 Junior: 175, Jake Miller (2012)  
 Senior: 218, Paul Witt (2005)  
 Career: 566, Mike Bohny (1991-94)

### BIG 12 GAMES

Game: 9, Paul Witt vs. Texas Tech (3/16/2003)  
 9, Jake Miller at Oklahoma State (3/23/2013)  
 Season: 97, Jace Brewer (2000)  
 Career: 233, Eric Nelson (1997-99)

## ERRORS

### ALL GAMES

Game: 6, Bobby Stotts at Texas A&M (1950)  
 Season: 30, Brent Shepherd (1994)  
 Freshman: 25, Steve Klifas (1988)  
 Sophomore: 22, Trey Webb (2002)  
 Junior: 26, Mark Saccomanno (2001)  
 Senior: 30, Brent Shepherd (1994)  
 Career: 65, Mike Bohny (1991-94)

### BIG 12 GAMES

Game: 5, Paul Witt at Texas A&M (3/30/2003)  
 Season: 17, Mark Saccomanno (2001)  
 Career: 28, Preston Underdown (1997-00)  
 28, Michael Griffin (2002-05)

# BATTING LEADERS

## BATTING AVERAGE

SEASON	MIN. 150 AT-BATS	
1. Steve Macko, 1977 [93-223]	.417	
2. Marty Crawford, 1996 [96-232]	.414	
3. David Murphy, 2003 [121-293]	.413	
4. Charley Carter, 1998 [99-246]	.402	
5. Kelly Shoppach, 2001 [93-234]	.397	
6. Jason Jennings, 1999 [90-233]	.386	
7. Jared McKenzie, 2021 [82-214]	.383	
8. Mark Saccomanno, 2003 [74-194]	.381	
9. Dustin Dickerson, 2009 [86-228]	.377	
Nathan Orf, 2013 [81-215]	.377	

## BIG 12 SEASON

### MIN. 2.5 AT-BATS PER TEAM GAME

1. Zach Dillon, 2006 [40-95]	.421
2. Eric Nelson, 1997 [58-149]	.417
3. David Murphy, 2003 [46-112]	.411
4. Eric Nelson, 1999 [49-121]	.405
5. Davis Wendzel, 2019 [23-57]	.404
Reid Brees, 2004 [40-99]	.404
7. Tyriq Kemp, 2025 [44-113]	.389
8. Cortlan Castle, 2023 [24-61]	.393
9. Matt Czimskey, 2007 [27-76]	.386
10. Chris Durbin, 2002 [40-104]	.385

## CAREER

1. Steve Macko, 1976-77 [128-346]	.370
2. Marty Crawford, 1993-96 [318-864]	.368
3. Jared McKenzie, 2020-22. [169-488]	.346
4. David Murphy, 2001-03 [230-665]	.346
5. Eric Nelson, 1996-99 [327-946]	.346
6. Chris Durbin, 2000-03 [307-891]	.345
7. Jason Jennings, 1997-99 [207-602]	.344
8. Kyle Todd, 1984-85 [121-352]	.344
9. Jon Topolski, 1996-99 [333-969]	.344
10. Jeremy Dodson, 1996-98 [185-540]	.343

## BIG 12 CAREER

### MIN. 120 AT-BATS

1. Eric Nelson, 1997-99 [147-381]	.386
2. Zach Dillon, 2003-06 [98-272]	.360
3. Reid Brees, 2002-05 [79-222]	.356
4. Chris Durbin, 2000-03 [137-385]	.356
5. James Blair, 1997-98 [79-226]	.350
6. Jared McKenzie, 2020-22. [68-195]	.349
7. Jason Jennings, 1997-99 [99-284]	.349
8. Paul Richmond, 2001-02 [52-150]	.347
9. Nathan Orf, 2012-13 [64-185]	.346
10. Jon Topolski, 1997-99 [120-350]	.341

## GAMES

SEASON		
1. Josh Ford, 2005	70	
Michael Griffin, 2005	70	
Kevin Russo, 2005	70	
Paul Witt, 2005	70	
5. Zach Dillon, 2005	69	
6. Josh Ford, 2003	68	
Michael Griffin, 2003	68	
David Murphy, 2003	68	
Trey Webb, 2003	68	
10. Chris Durbin, 2003	67	

## BIG 12 SEASON

1. James Blair, 1997	30
Eric Nelson, 1997	30
John Topolski, 1997	30
Jace Brewer, 2000	30
Miller Huggins, 2000	30
Kelly Shoppach, 2000	30
Matt Williams, 2000	30
Enzo Apodaca, 2024	30
Ty Johnson, 2024	30
10. Chad Polk, 1997	29
Anthony Hensley, 2000	29

## CAREER

1. Michael Griffin, 2002-05	259
2. Matt Williams, 1998-01	242
3. Jon Topolski, 1996-99	239
4. Josh Ford, 2002-05	234
5. Paul Witt, 2002-05	233
6. Zach Dillon, 2003-06	232
7. Chris Durbin, 2000-03	230
8. Mike Bohny, 1991-94	227
9. Marty Crawford, 1993-96	225
Eric Nelson, 1996-99	225

## BIG 12 CAREER

1. Matt Williams, 1998-01	110
2. Preston Underdown, 1997-00	107
3. Michael Griffin, 2002-05	105
4. Raynor Campbell, 2007-10	104
5. Chris Durbin, 2000-03	99
Paul Witt, 2002-05	99
7. Chase Gerdes, 2004-07	98
Ben Booker, 2006-09	98
9. Josh Bissonette, 2016-19	93
10. Zach Dillon, 2003-06	92

## AT BATS

SEASON		
1. Michael Griffin, 2003	294	
Michael Griffin, 2005	294	
3. David Murphy, 2003	293	
4. Chris Durbin, 2003	283	
Josh Ford, 2003	283	
6. Eric Nelson, 1999	282	
7. Trey Webb, 2003	268	
8. Trey Webb, 2002	267	
9. Eric Nelson, 1998	262	
10. Chris Durbin, 2001	260	

## BIG 12 SEASON

1. Eric Nelson, 1997	139
2. Jon Topolski, 1997	133
3. Ty Johnson, 2024	124
4. Eric Nelson, 1998	121
Eric Nelson, 1999	121
Miller Huggins, 2000	121
7. Jon Topolski, 1998	120
Enzo Apodaca, 2024	120
9. Jace Brewer, 2000	119
10. Michael Griffin, 2003	117

## CAREER

1. Michael Griffin, 2002-05	1,076
2. Jon Topolski, 1996-99	969
3. Eric Nelson, 1996-99	946
4. Chris Durbin, 2000-03	891
5. Marty Crawford, 1993-96	864
6. Josh Ford, 2002-05	863
7. Matt Williams, 1998-01	825
8. Richard Cunningham, 2016-19	806
9. Mike Bohny, 1991-94	805
10. Raynor Campbell, 2007-10	768

## BIG 12 CAREER

1. Michael Griffin, 2002-05	450
2. Raynor Campbell, 2007-10	390
3. Chris Durbin, 2000-03	385
4. Eric Nelson, 1997-99	381
5. Preston Underdown, 1997-00	368
6. Matt Williams, 1998-01	366
7. Jon Topolski, 1997-99	352
8. Richard Cunningham, 2016-19	346
9. Josh Ford, 2002-05	338
10. Ben Booker, 2006-09	336

## RUNS

SEASON		
1. Duncan Shanklin, 1977	102	
2. Chris Durbin, 2003	94	
3. David Murphy, 2003	84	
4. Eric Nelson, 1999	77	
5. Jon Topolski, 1998	74	
Jon Topolski, 1999	74	
7. Jon Topolski, 1997	69	
Jeremy Dodson, 1998	69	
9. Steve Macko, 1977	68	
Jon Topolski, 1996	68	
Trevor Mote, 2001	68	

## BIG 12 SEASON

1. Jon Topolski, 1997	41
2. Chris Durbin, 2003	38
3. David Murphy, 2003	34
4. Eric Nelson, 1999	33
Miller Huggins, 2000	33
6. James Blair, 1997	32
7. Jon Topolski, 1998	31
8. Eric Nelson, 1997	30
Trevor Mote, 2001	30
Chase Gerdes, 2007	30

## CAREER

1. Jon Topolski, 1996-99	285
2. Chris Durbin, 2000-03	236
3. Eric Nelson, 1996-99	228
4. Matt Williams, 1998-01	193
5. Michael Griffin, 2002-05	190
6. Marty Crawford, 1993-96	172
7. Richard Cunningham, 2016-19	169
8. Mike Robison, 1988-91	168
8. Mike Malinak, 1984-87	166
10. Brad Meyer, 1984-87	163

## BIG 12 CAREER

1. Jon Topolski, 1997-99	100
2. Chris Durbin, 2000-03	96
3. Eric Nelson, 1997-99	92
4. Matt Williams, 1998-01	86
5. Michael Griffin, 2002-05	73
6. Preston Underdown, 1997-00	72
7. Mike Huggins, 2000-02	68
Raynor Campbell, 2007-10	68
9. Richard Cunningham, 2015-19	67
10. Chase Gerdes, 2004-07	65



# BATTING LEADERS

<b>HITS</b>		<b>MULTIPLE-HIT GAMES</b>		<b>DOUBLES</b>		<b>TRIPLES</b>	
<b>SEASON</b>		<b>SEASON</b>		<b>SEASON</b>		<b>SEASON</b>	
1. David Murphy, 2003	121	1. David Murphy, 2003	40	1. Michael Griffin, 2003	26	1. Jon Topolski, 1998	11
2. Michael Griffin, 2003	103	2. Jared McKenzie, 2021	30	2. Chris Durbin, 2001	25	2. Kyle Todd, 1985	10
3. Eric Nelson, 1999	102	Eric Nelson, 1997	30	Chris Durbin, 2002	25	Tony Huey, 1987	10
4. Charley Carter, 1998	99	Chris Durbin, 2001	30	Logan Vick, 2012	25	Seth Fortenberry, 2006	10
5. Chris Durbin, 2003	98	4. Charley Carter, 1998	29	5. Marty Crawford, 1996	24	5. Michael Griffin, 2003	8
6. Marty Crawford, 1996	96	Eric Nelson, 1999	29	Charley Carter, 1998	24	6. Steve Macko, 1978	7
7. Steve Macko, 1977	93	Michael Griffin, 2003	29	7. Chris Durbin, 2003	23	Mike Malinak, 1986	7
Chris Durbin, 2001	93	7. Marty Crawford, 1996	28	8. Steve Macko, 1997	22	Brad Meyer, 1986	7
Kelly Shoppach, 2001	93	James Blair, 1998	28	Trey Webb, 2003	22	Brad Meyer, 1987	7
10. Jason Jennings, 1999	90	Jon Topolski, 1999	28	Davis Wendzel, 2018	22	Mike Bohny, 1994	7
		Kelly Shoppach, 2001	28	Andy Thomas, 2019	22	Mike Huggins, 2002	7
		Chris Durbin, 2002	28			Ben Booker, 2007	7
		Josh Ford, 2003	28				
		Josh Ludy, 2012	28				
<b>BIG 12 SEASON</b>		<b>BIG 12 SEASON</b>		<b>BIG 12 SEASON</b>		<b>BIG 12 SEASON</b>	
1. Eric Nelson, 1997	58	1. Eric Nelson, 1997	21	1. Reid Brees, 2004	14	1. Jon Topolski, 1998	5
2. Eric Nelson, 1999	49	2. Eric Nelson, 1998	16	2. Eric Nelson, 1999	13	2. Jon Topolski, 1997	4
3. Jon Topolski, 1997	46	Eric Nelson, 1999	16	Miller Huggins, 2001	13	Brooks Pinckard, 2011	4
David Murphy, 2003	46	Mike Huggins, 2000	16	4. Michael Griffin, 2003	12	Cal Towey, 2013	4
5. Tyriq Kemp, 2025	44	David Murphy, 2003	16	Logan Vick, 2012	12	5. Jack Pineda, 2021	3
6. James Blair, 1997	42	Jon Topolski, 1999	15	6. Chad Polk, 1997	11	Chris Durbin, 2002	3
Charley Carter, 1998	42	Jace Brewer, 2000	15	Ross Bennett, 2002	11	Michael Griffin, 2003	3
8. Chris Durbin, 2001	41	Mike Huggins, 2002	15	Chris Durbin, 2003	11	Mike Pankratz, 2004	3
9. Six Times	40	Mark Cogdill, 1999	15	Wesley Jordan, 2025	11	Kevin Sevigny, 2006	3
				10. Kelly Shoppach, 2000	10	Beamer Weems, 2007	3
				Chris Durbin, 2001	10		
				Matt Williams, 2000	10		
<b>CAREER</b>		<b>CAREER</b>		<b>CAREER</b>		<b>CAREER</b>	
1. Jon Topolski, 1996-99	333	1. Jon Topolski, 1996-99	103	1. Chris Durbin, 2000-03	79	1. Jon Topolski, 1996-99	25
2. Michael Griffin, 2002-05	329	2. Eric Nelson, 1996-99	95	2. Michael Griffin, 2002-05	66	2. Tony Huey, 1984-87	19
3. Eric Nelson, 1996-99	327	3. Michael Griffin, 2002-05	93	3. Eric Nelson, 1996-99	64	3. Brad Meyer, 1984-87	18
4. Marty Crawford, 1993-96	318	4. Chris Durbin, 2000-03	85	4. Marty Crawford, 1993-96	63	4. Mike Malinak, 1984-87	17
5. Chris Durbin, 2000-03	307	5. Marty Crawford, 1993-96	80	5. Matt Williams, 1998-01	59	5. Mike Malinak, 1984-87	15
6. Josh Ford, 2002-05	269	6. Josh Ford, 2002-05	74	6. Mike Malinak, 1984-87	56	Marty Crawford, 1993-96	15
7. Richard Cunningham, 2016-19	256	7. Mike Huggins, 2000-02	73	7. Fritz Connally, 1977-80	54	Eric Nelson, 1996-99	15
8. Matt Williams, 1998-01	240	8. Raynor Campbell, 2007-10	71	8. Josh Ford, 2002-05	52	Chase Gerdes, 2004-07	15
9. Mike Malinak, 1984-87	239	9. David Murphy, 2001-03	70	9. Preston Underdown, 1997-00	51	9. Michael Griffin, 2002-05	14
10. Mike Bohny, 1991-94	235	10. Mike Malinak, 1984-87	69	Richard Cunningham, 2015-19	51	Seth Fortenberry, 2003-06	14
						Cal Towey, 2009-13	14
						Richard Cunningham, 2016-19	14
<b>BIG 12 CAREER</b>		<b>BIG 12 CAREER</b>		<b>BIG 12 CAREER</b>		<b>BIG 12 CAREER</b>	
1. Eric Nelson, 1997-99	147	1. Eric Nelson, 1997-99	53	1. Chris Durbin, 2000-03	34	1. Jon Topolski, 1997-99	10
2. Chris Durbin, 2000-03	137	2. Mike Huggins, 2000-02	44	2. Matt Williams, 1998-01	32	2. Cal Towey, 2009-13	8
3. Michael Griffin, 2002-05	132	3. Jon Topolski, 1997-99	40	3. Preston Underdown, 1997-00	29	3. Beamer Weems, 2006-08	7
4. Raynor Campbell, 2007-10	121	4. Matt Williams, 1998-01	38	Mike Huggins, 2000-02	29	4. Chris Durbin, 2000-03	6
5. Jon Topolski, 1997-99	120	Chris Durbin, 2000-03	38	5. Michael Griffin, 2002-05	27	Michael Griffin, 2002-05	6
6. Matt Williams, 1998-01	115	Michael Griffin, 2002-05	38	6. Eric Nelson, 1997-99	26	Kevin Sevigny, 2003-06	6
7. Josh Ford, 2002-05	111	7. Raynor Campbell, 2007-10	36	7. Davis Wendzel, 2017-19	23	Brooks Pinckard, 2009-11	6
8. Preston Underdown, 1997-00	110	8. Jason Jennings, 1997-99	34	8. Matt Menard, 2013-17	22	8. Eric Nelson, 1997-98	5
9. Richard Cunningham, 2015-19	108	9. Josh Ford, 2002-05	31	9. Ross Bennett, 2000-03	21	Jack Pineda, 2021-22	5
10. Mike Huggins, 2000-02	107	10. Preston Underdown, 1997-00	30	Raynor Campbell, 2007-10	21	7. Jamie Bubela, 1999-00	4
		David Murphy, 2001-03	30			Tim Hartshorn, 2000-02	4
						Chase Gerdes, 2004-07	4
						Cal Towey, 2010-12	4
						Richard Cunningham, 2016-19	4
						Enzo Apodaca, 2024-25	4

# BATTING LEADERS

## HOME RUNS

SEASON	
1. Charley Carter, 1998	21
2. Jon Topolski, 1998	19
Matt Williams, 1999	19
4. Jason Jennings, 1998	18
Chris Durbin, 2003	18
6. Jason Jennings, 1999	17
Eric Nelson, 1999	17
Jon Topolski, 1999	17
Shaver Hansen, 2009	17
10. Josh Ludy, 2012	16

## BIG 12 SEASON

1. Charley Carter, 1998	10
2. James Blair, 1997	9
Jeremy Dodson, 1997	9
Eric Nelson, 1998	9
Jon Topolski, 1998	9
Josh Ford, 2004	9
Michael Griffin, 2004	9
Shaver Hansen, 2009	9
Jared McKenzie, 2022	9
9. Jon Topolski, 1997	8
Eric Nelson, 1999	8
Chris Durbin, 2001	8
Matt Williams, 2001	8
Chris Durbin, 2003	8
Josh Ludy, 2012	8

## CAREER

1. Jon Topolski, 1996-99	50
2. Matt Williams, 1998-01	43
3. Chris Durbin, 2000-03	41
4. Jason Jennings, 1997-99	39
5. Fritz Connally, 1977-80	38
6. Josh Ford, 2002-05	37
7. Michael Griffin, 2002-05	35
8. Eric Nelson, 1996-99	34
9. Mike Malinak, 1984-87	33
10. Shea Langeliers, 2017-19	31

## BIG 12 CAREER

1. Jon Topolski, 1997-99	24
2. Eric Nelson, 1997-99	20
Chris Durbin, 2000-03	20
4. James Blair, 1997-98	16
Jason Jennings, 1997-99	16
Josh Ford, 2002-05	16
7. Matt Williams, 1998-01	15
Michael Griffin, 2002-05	15
Richard Cunningham, 2015-19	15
10. Max Muncy, 2010-12	14
Shea Langeliers, 2017-19	14

## RUNS BATTED IN

SEASON	
1. Charley Carter, 1998	86
2. Eric Nelson, 1999	79
3. Michael Griffin, 2003	76
4. Josh Ludy, 2012	71
5. Kelly Shoppach, 2001	69
6. Jason Jennings, 1999	68
7. Marty Crawford, 1996	67
Matt Williams, 1999	67
David Murphy, 2003	67
10. Josh Ford, 2003	63

## BIG 12 SEASON

1. Charley Carter, 1998	33
James Blair, 1997	33
3. Eric Nelson, 1999	32
Kelly Shoppach, 2001	32
5. Andy Thomas, 2021	30
Jason Jennings, 1999	30
Miller Huggins, 2002	30
Michael Griffin, 2003	30
9. Jon Topolski, 1999	29
Josh Ludy, 2012	29

## CAREER

1. Eric Nelson, 1996-99	204
2. Michael Griffin, 2002-05	200
3. Jon Topolski, 1996-99	187
4. Matt Williams, 1998-01	179
5. Mike Malinak, 1984-87	174
6. Marty Crawford, 1993-96	169
Chris Durbin, 2000-03	169
Josh Ford, 2002-05	169
9. Fritz Connally, 1977-80	165
10. Jason Jennings, 1997-99	161

## BIG 12 CAREER

1. Michael Griffin, 2002-05	83
2. Eric Nelson, 1997-99	82
3. Chris Durbin, 2000-03	80
4. Jason Jennings, 1997-99	79
5. Matt Williams, 1998-01	78
6. Mike Huggins, 2000-02	75
7. Jon Topolski, 1997-99	74
8. Josh Ford, 2002-05	66
9. Richard Cunningham, 2015-19	60
10. James Blair, 1997-98	59
Preston Underdown, 1997-00	59
Zach Dillon, 2003-06	59
Raynor Campbell, 2007-10	59

## MULTIPLE-RBI GAMES

SEASON	
1. Eric Nelson, 1999	23
2. Charley Carter, 1998	21
Michael Griffin, 2003	21
4. Josh Ludy, 2012	20
5. Jon Topolski, 1999	19
Matt Williams, 1999	19
7. Jason Jennings, 1998	18
Shaver Hansen, 2009	18
9. Marty Crawford, 1996	17
Jason Jennings, 1999	17
Max Muncy, 2010	17

## BIG 12 SEASON

1. Eric Nelson, 1999	12
2. James Blair, 1997	10
Jason Jennings, 1999	10
Jon Topolski, 1999	10
Jace Brewer, 2000	10
6. James Blair, 1998	9
Charley Carter, 1998	9
Jason Jennings, 1998	9
Matt Williams, 1999	9
Michael Griffin, 2003	9

## CAREER

1. Eric Nelson, 1996-99	57
2. Jon Topolski, 1996-99	49
Matt Williams, 1998-01	49
4. Michael Griffin, 2002-05	48
5. Mike Malinak, 1984-87	47
6. Josh Ford, 2002-05	44
7. Jason Jennings, 1997-99	43
8. Chris Durbin, 2000-03	42
9. Max Muncy, 2010-12	41
10. Marty Crawford, 1993-96	40

## BIG 12 CAREER

1. Eric Nelson, 1997-99	28
2. Jason Jennings, 1997-99	24
Matt Williams, 1998-99	24
4. Mike Huggins, 2000-02	21
Michael Griffin, 2002-05	21
6. Jon Topolski, 1997-99	20
7. James Blair, 1997-98	19
Preston Underdown, 1997-00	19
Chris Durbin, 2000-03	19
Josh Ford, 2002-05	19

## EXTRA-BASE HITS

SEASON	
1. Charley Carter, 1998	47
2. Chris Durbin, 2003	45
Michael Griffin, 2003	45
4. Eric Nelson, 1999	43
5. Chris Durbin, 2001	40
6. Jon Topolski, 1998	37
7. Steve Macko, 1977	36
Mike Malinak, 1986	36
Marty Crawford, 1996	36
10. Chris Durbin, 2002	35

## BIG 12 SEASON

1. Eric Nelson, 1999	23
2. Chris Durbin, 2003	20
3. Charley Carter, 1998	19
Chris Durbin, 2001	19
5. Chad Polk, 1997	18
Matt Williams, 2001	18
Reid Brees, 2004	18
8. Four times	17

## CAREER

1. Chris Durbin, 2000-03	130
2. Jon Topolski, 1996-99	116
3. Michael Griffin, 2002-05	115
4. Eric Nelson, 1996-99	113
5. Matt Williams, 1998-01	106
6. Fritz Connally, 1977-80	96
7. Josh Ford, 2002-05	94
8. Marty Crawford, 1993-96	91
9. Jeremy Dodson, 1996-98	80
Jason Jennings, 1997-99	80

## BIG 12 CAREER

1. Chris Durbin, 2000-03	60
2. Eric Nelson, 1997-99	51
3. Matt Williams, 1998-01	48
Michael Griffin, 2000-05	48
5. Jon Topolski, 1997-99	47
6. Mike Huggins, 2000-02	43
7. Preston Underdown, 1997-00	41
8. Josh Ford, 2002-05	38
Beamer Weems, 2006-08	38
10. Raynor Campbell, 2007-10	35



# BATTING LEADERS

## TOTAL BASES

### SEASON

1. Charley Carter, 1998	190
2. Eric Nelson, 1999	185
3. Chris Durbin, 2003	183
4. David Murphy, 2003	180
5. Michael Griffin, 2003	178
6. Jon Topolski, 1998	172
7. Chris Durbin, 2001	162
8. Jason Jennings, 1999	155
9. Marty Crawford, 1996	154
Jon Topolski, 1999	154

### BIG 12 SEASON

1. Eric Nelson, 1999	90
2. Jon Topolski, 1997	84
3. Charley Carter, 1998	82
4. Eric Nelson, 1997	80
5. Chris Durbin, 2001	77
Chris Durbin, 2003	77
7. Jon Topolski, 1998	76
8. James Blair, 1997	75
9. Eric Nelson, 1998	73
10. Michael Griffin, 2004	70

### CAREER

1. Jon Topolski, 1996-99	574
2. Chris Durbin, 2000-03	529
3. Michael Griffin, 2002-05	528
4. Eric Nelson, 1996-99	523
5. Marty Crawford, 1993-96	450
6. Josh Ford, 2002-05	442
7. Matt Williams, 1998-01	436
8. Mike Malinak, 1984-87	428
9. Richard Cunningham, 2015-19	407
10. Fritz Connally, 1977-80	396

### BIG 12 CAREER

1. Eric Nelson, 1997-99	243
Chris Durbin, 2000-03	243
3. Jon Topolski, 1997-99	225
4. Michael Griffin, 2002-05	216
5. Matt Williams, 1998-01	194
6. Josh Ford, 2002-05	184
7. Raynor Campbell, 2007-10	181
8. Richard Cunningham, 2015-19	179
9. Mike Huggins, 2000-02	176
10. Preston Underdown, 1997-00	172

## SLUGGING PERCENTAGE

### SEASON

1. Charley Carter, 1998	.772
2. Mickey Sullivan, 1954	.731
3. Jeremy Dodson, 1997	.710
4. Fritz Connally, 1980	.697
5. Mike Malinak, 1986	.696
6. Jon Topolski, 1998	.688
7. Steve Macko, 1977	.686
8. Mel Corbo, 1959	.667
9. Jason Jennings, 1999	.665
10. Marty Crawford, 1996	.664

### BIG 12 SEASON

1. Eric Nelson, 1999	.744
2. Matt Czimskey, 2007	.729
3. Charley Carter, 1998	.726
4. Josh Ford, 2004	.719
5. Josh Ludy, 2012	.695
6. Chris Durbin, 2003	.688
7. Jeremy Dodson, 1997	.684
8. Matt Williams, 2001	.674
9. Jared McKenzie, 2022	.673
10. Chris Durbin, 2001	.670

### CAREER

1. Jeremy Dodson, 1996-98	.613
2. Jason Jennings, 1997-99	.606
3. Mike Malinak, 1984-87	.605
4. Chris Durbin, 2000-03	.594
5. Jon Topolski, 1996-99	.592
6. Fritz Connally, 1977-80	.576
Kelly Shoppach, 1999-01	.576
8. Davis Wendzel, 2017-19	.557
9. Jared McKenzie, 2020-22	.555
10. Eric Nelson, 1996-99	.553

### BIG 12 CAREER

1. Jon Topolski, 1997-99	.639
2. Eric Nelson, 1997-99	.638
3. James Blair, 1997-98	.637
4. Chris Durbin, 2000-03	.631
5. Davis Wendzel, 2017-19	.618
6. Jeremy Dodson, 1997-98	.617
7. Jared McKenzie, 2020-22.	.610
8. Chad Polk, 1997-98	.602
9. Jason Jennings, 1997-99	.581
10. Beamer Weems, 2006-08	.580

## WALKS

### SEASON

1. Logan Vick, 2010	59
2. Jon Topolski, 1999	55
3. Zach Dillon, 2006	53
4. Leonard Woods, 1977	50
5. Jeremy Dodson, 1998	49
Jon Topolski, 1998	49
Jason Jennings, 1999	49
8. Keith Shepherd, 1985	47
9. Luke Prestridge, 1977	46
Burl Coker, 1978	46

### BIG 12 SEASON

1. Jon Topolski, 1997	25
2. James Blair, 1997	24
Logan Vick, 2010	24
4. Jeremy Dodson, 1998	23
5. Anthony Hensley, 2000	20
6. Jon Topolski, 1999	19
7. Jon Topolski, 1998	18
Cal Towey, 2013	18
9. Chad Polk, 1997	17
Kelly Shoppach, 2000	17
David Murphy, 2003	17
Max Muncy, 2011	17
Ty Johnson, 2025	17

### CAREER

1. Jon Topolski, 1996-99	185
2. Logan Vick, 2010-12	134
3. Keith Shepherd, 1983-86	133
Matt Williams, 1998-01	133
5. Fritz Connally, 1977-80	131
6. Cal Towey, 2009-13	123
7. Brad Meyer, 1984-87	118
8. Zach Dillon, 2003-06	115
9. Mike Robison, 1988-91	114
10. Chris Durbin, 2000-03	113

### BIG 12 CAREER

1. Jon Topolski, 1997-99	62
2. Logan Vick, 2010-12	54
3. Matt Williams, 1998-01	50
4. Josh Bissonette, 2016-19	47
5. Cal Towey, 2009-13	45
6. Lawton Langford, 2010-14	44
7. Zach Dillon, 2003-06	43
8. Preston Underdown, 1997-00	42
9. Max Muncy, 2010-12	41
Davis Wendzel, 2017-19	41

## HIT BY PITCH

### SEASON

1. Nathan Orf, 2012	35
2. Matt Williams, 2000	23
3. Kelly Shoppach, 2000	16
Josh Ford, 2005	16
Cal Towey, 2012	16
6. Aaron Miller, 2008	15
7. Jared McKenzie, 2021	14
Chris Durbin, 2003	14
Cal Towey, 2013	14
Davion Downey, 2019	14
Hunter Simmons, 2025	14

### BIG 12 SEASON

1. Matt Williams, 2000	18
2. Nathan Orf, 2012	16
3. Aaron Miller, 2008	10
4. Jared McKenzie, 2021	8
5. Kelly Shoppach, 2000	7
Chris Durbin, 2003	7
Josh Ford, 2005	7
Lawton Langford, 2013	7
Enzo Apodaca, 2024	7
10. Ross Bennett, 2003	6
Cal Towey, 2012	6
Esteban Cardoza-Oquendo, 2022	6
Hunter Simmons, 2025	6

### CAREER

1. Nathan Orf, 2012-13	48
2. Matt Williams, 1998-01	47
3. Cal Towey, 2009-13	40
4. Richard Cunningham, 2015-19	38
5. Josh Ford, 2002-05	34
6. Chris Durbin, 2000-03	32
7. Aaron Miller, 2007-09	31
8. Davion Downey, 2018-21	28
Davis Wendzel, 2017-19	28
10. Gregg Glime, 2007-10	27

### BIG 12 CAREER

1. Matt Williams, 1998-01	30
2. Richard Cunningham, 2015-19	20
3. Nathan Orf, 2012-13	19
4. Josh Ford, 2002-05	17
Cal Towey, 2009-13	17
6. Chris Durbin, 2000-03	15
Aaron Miller, 2007-09	15
8. Gregg Glime, 2007-10	14
9. Jared McKenzie, 2020-22.	13
Davis Wendzel, 2017-19	13

# BATTING LEADERS

## STRIKEOUTS

### SEASON

1. Jared McKenzie, 2022	64
2. Cal Towey, 2012	63
3. Cole Haring, 2018	62
4. Preston Underdown, 1998	61
5. Aaron Miller, 2008	60
Hunter Simmons, 2025	60
7. Paul Witt, 2005	58
Shaver Hansen, 2007	58
Jake Miller, 2012	58
Hunter Teplansky, 2024	58

### BIG 12 SEASON

1. Hunter Simmons, 2025	38
2. Travis Sanders, 2025	36
3. Hunter Teplansky, 2024	35
Pearson Riebock, 2025	35
5. Aaron Dodson, 2017	33
6. Preston Underdown, 1998	32
Shaver Hansen, 2009	32
8. Jared McKenzie, 2022	31
Jack Little, 2025	31
10. Kelly Shoppach, 2001	30
Aaron Miller, 2008	30
Aaron Dodson, 2016	30

### CAREER

1. Matt Williams, 1998-01	203
2. Aaron Dodson, 2014-17	201
3. Preston Underdown, 1997-00	189
4. Cal Towey, 2009-13	188
5. Jake Miller, 2010-13	180
6. Raynor Campbell, 2007-10	171
7. Shaver Hansen, 2007-09	168
9. Eric Nelson, 1996-99	160
Jon Topolski, 1996-99	160

### BIG 12 CAREER

1. Preston Underdown, 1997-00	97
2. Raynor Campbell, 2007-10	90
3. Matt Williams, 1998-01	87
4. Shaver Hansen, 2007-09	84
Aaron Dodson, 2014-17	84
6. Aaron Miller, 2007-09	77
7. Cal Towey, 2009-13	76
8. Landis Ware, 2008-11	75
9. Jake Miller, 2010-13	72
Kameron Esthay, 2015-17	72

## HITTING STREAKS

### SEASON & MULTIPLE-SEASON

1. James Blair, 1997-1998	31
2. Kelly Shoppach, 2001	28
3. Dustin Dickerson, 2009	24
4. Richard Cunningham, 2019	23
5. Charley Carter, 1998	22
6. Jason Jennings, 1998	21
Jon Topolski, 1999	21
David Murphy, 2003	21
9. Matt Czimskey, 2007	19
Enzo Apodaca, 2025	19

## ON-BASE PERCENTAGE

### SEASON

1. Steve Macko, 1977	.508
2. Zach Dillon, 2006	.496
3. Jason Jennings, 1999	.493
4. Marty Crawford, 1996	.489
5. David Murphy, 2003	.487
6. Davis Wendzel, 2019	.484
7. Burl Dean Coker, 1978	.482
Jon Topolski, 1999	.482
9. Logan Vick, 2010	.473
10. Keith Shepherd, 1986	.472

### BIG 12 SEASON

1. Davis Wendzel, 2019	.527
2. Zach Dillon, 2006	.504
3. Jon Topolski, 1999	.488
4. David Murphy, 2003	.485
5. Matt Williams, 2000	.484
6. Cal Towey, 2013	.482
7. Logan Vick, 2010	.480
8. James Blair, 1997	.476
9. Eric Nelson, 1997	.474
10. Dustin Dickerson, 2007	.467

### CAREER

1. Keith Shepherd, 1983-86	.467
2. Jon Topolski, 1996-99	.454
3. Davis Wendzel, 2017-19	.449
4. Luke Prestridge, 1976-79	.444
5. Jeremy Dodson, 1996-98	.442
6. Marty Crawford, 1993-96	.438
7. Chris Durbin, 2000-03	.433
Kelly Shoppach, 1999-01	.433
9. Jason Jennings, 1997-99	.430
10. Jared McKenzie, 2020-22.	.425

### BIG 12 CAREER

1. Davis Wendzel, 2017-19	.464
2. Zach Dillon, 2003-06	.454
3. Nathan Orf, 2012-13	.449
4. Cal Towey, 2009-13	.447
5. James Blair, 1997-98	.442
6. Jon Topolski, 1997-99	.440
Lawton Langford, 2010-13	.439
8. Jeremy Dodson, 1997-98	.436
9. Matt Williams, 1998-01	.433
10. Chris Durbin, 2000-03	.433

## STOLEN BASES

### SEASON

1. Mike Robison, 1991	40
2. Brooks Pinckard, 2011	36
3. Mike Robison, 1990	33
Matt Trozzo, 1994	33
5. Anthony Hensley, 2000	32
6. Anthony Hensley, 1999	29
7. Matt Trozzo, 1993	28
Jaime Bubela, 2000	28
9. Jack Stubbs, 1992	26
10. Trent Weaver, 1989	25
James Blair, 1998	25

### BIG 12 SEASON

1. Anthony Hensley, 2000	14
2. Jaime Bubela, 2000	13
3. Eric Nelson, 1997	12
4. Brooks Pinckard, 2011	11
5. James Blair, 1997	10
Anthony Hensley, 1999	10
Seth Fortenberry, 2006	10
8. Logan Brown, 2015	9
9. Eric Nelson, 1999	8
Trey Webb, 2002	8

### CAREER

1. Mike Robison, 1988-91	115
2. Matt Trozzo, 1991-94	87
3. Jon Topolski, 1996-99	74
4. Brooks Pinckard, 2009-11	65
5. Mike Bohny, 1991-94	61
Anthony Hensley, 1999-00	61
7. Eric Nelson, 1996-99	60
8. Tony Huey, 1984-87	54
James Blair, 1996-98	54
Adam Toth, 2012-15	54

### BIG 12 CAREER

1. Eric Nelson, 1997-99	26
2. Anthony Hensley, 1999-00	24
Brooks Pinckard, 2009-11	24
4. Jamie Bubela, 1999-00	19
Chase Gerdes, 2004-07	19
6. Logan Brown, 2012-15	18
7. James Blair, 1997-98	17
8. Ben Booker, 2006-09	16
9. Adam Toth, 2012-15	14
9. Jon Topolski, 1997-99	13
Seth Fortenberry, 2003-06	13
Raynor Campbell, 2007-10	13

## SACRIFICE FLIES

### SEASON

1. Trey Webb, 2002	8
Matt Trozzo, 1993	8
3. Gene de los Santos, 1980	7
Jason Jennings, 1997	7
Jeremy Dodson, 1998	7
Mike Huggins, 2002	7
Ben Booker, 2006	7
Tim Jackson, 2007	7
Dustin Dickerson, 2008	7
Kyle Nevin, 2022	7
10. Jace Brewer, 2000	6
Kyle Reynolds, 2004	6
Kevin Russo, 2006	6
Beamer Weems, 2006	6
Landis Ware, 2011	6
Jake Miller, 2013	6

## SACRIFICE FLIES

### CAREER

1. Jake Miller, 2010-13	16
Michael Griffin, 2002-05	16
3. Jason Jennings, 1997-99	14
Mike Huggins, 2000-02	14
5. Jeremy Dodson, 1996-98	13
Trey Webb, 2001-03	13
Zach Dillon, 2003-06	13
8. Marty Crawford, 1993-96	12
Matt Williams, 1998-01	12
Kyle Reynolds, 2003-05	12
Beamer Weems, 2006-08	12
Raynor Campbell, 2007-10	12

## SACRIFICE HITS

### SEASON

1. Steve DalPorto, 2011	15
2. Brett Doe, 2014	14
3. Lawton Langford, 2012	13
4. Cal Towey, 2012	12
5. Kevin Russo, 2005	11
Beamer Weems, 2006	11
Brooks Pinckard, 2010	11
8. Steve Ecton, 1983	10
Jake Miller, 2012	10
Steven McLean, 2016	10
Josh Bissonette, 2017	10
Esteban Cardoza-Oquendo, 2022	10

## SACRIFICE HITS

### CAREER

1. Josh Bissonette, 2016-19	27
2. Landis Ware, 2008-11	23
3. Steve DalPorto, 2010-13	22
4. Paul Witt, 2002-05	21
Joey Hainsfurther, 2009-12	21
6. Lawton Langford, 2010-14	20
7. Brett Doe, 2013-14	19
Steven McLean, 2014-17	19
9. Beamer Weems, 2006-08	18
Cal Towey, 2009-13	18
Jake Miller, 2010-13	18



# YEARLY BATTING LEADERS

## GAMES PLAYED

YEAR	PLAYER	G
1970	three players	37
1971	John Dodgen	38
1972	Roland Lundy	40
1973	Denny Copeland	35
	Bob Redding	35
1974	Rick Clopton	44
1975	Rick Clopton	44
1976	Rick Clopton	41
	Kenny Kolkhorst	41
1977	Fritz Connally	57
1978	three players	58
1979	three players	59
1980	Fritz Connally	46
	Mark Simon	46
1981	Jay Jeffrey	45
	Mark Simon	45
1982	Billy Davis	47
	James Woods	47
1983	Steve Ecton	48
1984	three players	49
1985	three players	55
1986	Mike Malinak	62
	Keith Shepherd	62
1987	five players	53
1988	Trent Weaver	56
1989	Mike Robison	51
	Sean Severide	51
1990	Ray Hammond	52
1991	three players	60
1992	Mike Bohny	55
1993	Mike Bohny	60
	Marty Crawford	60
1994	Marty Crawford	53
	Brent Shepherd	53
1995	four players	53
1996	three players	59
1997	three players	55
1998	Charley Carter	62
	Jeremy Dodson	62
1999	three players	65
2000	Jace Brewer	61
	Matt Williams	61
2001	three players	61
2002	three players	62
2003	four players	68
2004	Michael Griffin	60
2005	four players	70
2006	three players	63
2007	Chase Gerdes	62
2008	three players	58
2009	Shaver Hansen	56
	Aaron Miller	56
2010	Logan Vick	60
2011	Max Muncy	59
2012	Max Muncy	66
	Cal Towey	66
2013	three players	55
2014	Adam Toth	57
2015	Logan Brown	55
2016	Steven McLean	53
2017	Kameron Esthay	57
	Matt Menard	57
2018	three players	58
2019	Josh Bissonette	54
	Richard Cunningham	54
2020	three players	16
2021	four players	51
2022	four players	54
2023	Kolby Branch	55
2024	three players	53
2025	Enzo Apodaca	55
	Tyriq Kemp	55

## BATTING AVERAGE

YEAR	PLAYER	MIN.	2.5 AB PER TEAM GAME	Avg.
1947	Hal Harris			.352
1948	Chuck Devereaux			.375
1949	Dutch Schroeder			.384
1950	Adrian Burk			.381
1951	Larry Isbell			.333
1952	Larry Isbell			.431
1953	Mickey Sullivan			.400
1954	Mickey Sullivan			.519
1955	Jerry Mallett			.389
1956	Jacke Davis			.373
1957	Jerry Mallett			.429
1958	Ted Uhaender			.367
1959	Mel Carbo			.348
1960	Jerry Funk			.388
1961	Ronnie Goodwin			.419
1962	Tom Ledbetter			.370
1963	Ronnie Goodwin			.387
1964	Jerry Hall			.329
1965	Jimmy Mallon			.346
1966	Don Looper			.277
1967	Ricky Head			.348
1968	Bill Lykes			.341
1969	Rick Dusek			.304
1970	Skip Balthrop			.390
1971	Dennis Copeland			.324
1972	Roland Lundy			.310
1973	Rick Clopton			.300
1974	Rick Clopton			.328
1975	Mike Czimskey			.349
1976	Rick Clopton			.326
1977	Steve Macko			.417
1978	Luke Prestridge			.332
1979	Greg Pennington			.400
1980	Gene de los Santos			.377
1981	Jay Jeffrey			.320
1982	Jim Trevathan			.359
1983	Cal Wood			.312
1984	Keith Shepherd			.373
1985	Steve Jarvie			.374
1986	Mike Malinak			.372
1987	Mike Malinak			.363
1988	Trent Weaver			.311
1989	Michael Briley			.372
1990	Kevin Ellis			.338
1991	Kevin Ellis			.338
1992	Brian Black			.319
1993	Marty Crawford			.350
1994	Marty Crawford			.353
1995	Marty Crawford			.350
1996	Marty Crawford			.414
1997	James Blair			.376
1998	Charley Carter			.402
1999	Jason Jennings			.386
2000	Jaime Bubela			.341
2001	Kelly Shoppach			.397
2002	Ross Bennett			.357
2003	David Murphy			.413
2004	Reid Brees			.355
2005	Josh Ford			.328
2006	Zach Dillon			.364
2007	Raynor Campbell			.321
2008	Shaver Hansen			.326
2009	Dustin Dickerson			.377
2010	Joey Hainsfurther			.339
2011	Max Muncy			.322
2012	Josh Ludy			.362
2013	Nathan Orf			.377
2014	Adam Toth			.296
2015	Kameron Esthay			.323
2016	Matt Menard			.309
2017	Aaron Dodson			.344
2018	Richard Cunningham			.342
2019	Davis Wendzel			.367
2020	Jared McKenzie			.406
2021	Jared McKenzie			.383
2022	Kyle Nevin			.304
2023	Kolby Branch			.325
2024	Enzo Apodaca			.333
2025	Tyriq Kemp			.358

## AT BATS

YEAR	PLAYER	AB
1970	John Dodgen	137
1971	John Dodgen	123
1972	Roland Lundy	129
1973	Bob Redding	119
1974	Rick Clopton	134
	Pee Wee Serna	134
1975	Pee Wee Serna	167
1976	Rick Clopton	132
1977	Steve Macko	223
1978	Mike Johanson	198
1979	Mike Johanson	174
1980	Greg Pennington	154
1981	Jay Jeffrey	147
1982	James Woods	158
1983	Ronnie King	146
1984	Ronnie King	167
1985	Greg Dennis	200
1986	Todd Hawkins	207
1987	Brad Meyer	194
1988	Trent Weaver	193
1989	Steve Klifafas	169
1990	Mike Robison	172
1991	Kevin Ellis	225
1992	Mike Bohny	196
1993	Marty Crawford	234
1994	Marty Crawford	201
1995	Marty Crawford	197
1996	Jon Topolski	238
1997	Eric Nelson	242
1998	Eric Nelson	262
1999	Eric Nelson	282
2000	Jace Brewer	247
2001	Chris Durbin	260
2002	Trey Webb	267
2003	Michael Griffin	294
2004	Michael Griffin	254
2005	Michael Griffin	294
2006	Kevin Russo	232
	Beamer Weems	232
2007	Ben Booker	232
2008	Adam Hornung	222
2009	Dustin Dickerson	228
2010	Joey Hainsfurther	236
2011	Max Muncy	227
2012	Max Muncy	255
2013	Nathan Orf	215
2014	Adam Toth	216
2015	Logan Brown	219
2016	Darryn Sheppard	204
2017	Shea Langeliers	211
2018	Shea Langeliers	226
2019	Nick Loftin	235
2020	Jared McKenzie	69
2021	Jared McKenzie	214
2022	Jack Pineda	227
2023	Kolby Branch	212
2024	Enzo Apodaca	210
2025	Enzo Apodaca	225

## RUNS

YEAR	PLAYER	R
1970	Skip Balthrop	23
1971	Raul Zamora	21
1972	Denny Copeland	17
1973	Rick Clopton	26
1974	Rick Clopton	25
1975	Rick Clopton	34
1976	Rick Clopton	28
1977	Steve Macko	68
1978	Burl Coker	52
1979	Fritz Connally	28
	Shane Nolen	28
1980	Mark Simon	48
1981	Jay Jeffrey	28
1982	Cedric Mack	24
	James Woods	24
1983	Ronnie King	31
1984	Ronnie King	50
1985	Greg Dennis	55
1986	Mike Malinak	60
1987	Brad Meyer	46
1988	Trent Weaver	36
1989	Trent Weaver	41
1990	Mike Robison	48
1991	Mike Robison	63
1992	Mike Bohny	34
1993	Mark Martin	50
1994	Matt Trozzo	45
1995	Ben Bronson	40
1996	Jon Topolski	68
1997	Jon Topolski	69
1998	Jon Topolski	74
1999	Eric Nelson	77
2000	Kelly Shoppach	51
2001	Trevor Mote	68
2002	Trey Webb	62
2003	Chris Durbin	94
2004	Michael Griffin	46
2005	Michael Griffin	51
2006	Seth Fortenberry	51
2007	Chase Gerdes	51
2008	Shaver Hansen	48
2009	Shaver Hansen	52
2010	Logan Vick	59
2011	Max Muncy	40
2012	Nathan Orf	61
2013	Lawton Langford	37
2014	Adam Toth	33
2015	Logan Brown	33
2016	Richard Cunningham	40
2017	Shea Langeliers	43
2018	Nick Loftin	52
2019	Nick Loftin	55
2020	Jared McKenzie	12
2021	Jared McKenzie	62
2022	Tre Richardson	61
2023	Kolby Branch	49
2024	Enzo Apodaca	46
	Ty Johnson	46
2025	Enzo Apodaca	56

## HITS

YEAR	PLAYER	H
1970	Skip Balthrop	53
1971	John Dodgen	37
1972	Roland Lundy	40
1973	Rick Clopton	33
1974	Rick Clopton	44
1975	Julian Serna	52
1976	Rick Clopton	43
1977	Steve Macko	93
1978	Luke Prestridge	62
1979	Luke Prestridge	54
1980	Fritz Connally	49
	Gene de los Santos	49
1981	Jay Jeffrey	47
1982	Jim Trevathan	47
1983	Ronnie King	45
1984	Ronnie King	59
1985	Greg Dennis	74
1986	Mike Malinak	77
1987	Tony Huey	69
1988	Trent Weaver	60
1989	Steve Klifafas	57
1990	Mike Robison	57
1991	Kevin Ellis	76
1992	Mike Bohny	55
1993	Marty Crawford	82
1994	Marty Crawford	71
1995	Marty Crawford	69
1996	Marty Crawford	96
1997	Eric Nelson	89
1998	Charley Carter	99
1999	Eric Nelson	102
2000	Jaime Bubela	73
2001	Chris Durbin	93
	Kelly Shoppach	93
2002	Trey Webb	89
2003	David Murphy	121
2004	Michael Griffin	74
2005	Michael Griffin	85
2006	Zach Dillon	75
2007	Ben Booker	71
	Beamer Weems	71
2008	Shaver Hansen	72
2009	Dustin Dickerson	86
2010	Joey Hainsfurther	80
2011	Max Muncy	73
2012	Josh Ludy	84
2013	Nathan Orf	81
2014	Adam Toth	64
2015	Logan Brown	63
2016	Steven McLean	62
2017	Shea Langeliers	66
2018	Richard Cunningham	77
2019	Nick Loftin	76
	Richard Cunningham	76
2020	Jared McKenzie	28
2021	Jared McKenzie	82
2022	Jack Pineda	68
2023	Kolby Branch	69
2024	Enzo Apodaca	70
2025	Tyriq Kemp	72

# YEARLY BATTING LEADERS

## DOUBLES

YEAR	PLAYER	2B
1970	Skip Balthrop	7
1971	three players	5
1972	Roland Lundy	10
1973	Denny Copeland	8
1974	Mike Czimskey	6
1975	Rick Clopton	11
	Pee Wee Serna	11
1976	Steve Macko	13
1977	Steve Macko	22
1978	Kenny Kolkhorst	15
1979	Fritz Connally	18
1980	Gene de los Santos	19
1981	Mark Simon	11
1982	Jim Trevathan	10
1983	Richard Gough	10
1984	Mike Malinak	16
1985	Greg Dennis	16
1986	Mike Malinak	17
1987	Mike Malinak	13
1988	Trent Weaver	15
1989	Mike Briley	13
	Tommy Echols	13
1990	Emile Sevadjian	10
1991	Kevin Ellis	14
1992	Kevin Ellis	11
1993	Marty Crawford	13
	Jason Marshall	13
1994	Marty Crawford	10
1995	Marty Crawford	16
1996	Marty Crawford	24
1997	Eric Nelson	16
	Chad Polk	16
1998	Charley Carter	24
1999	Eric Nelson	20
2000	Jace Brewer	21
2001	Chris Durbin	25
2002	Chris Durbin	25
2003	Michael Griffin	26
2004	Reid Brees	17
	Michael Griffin	17
2005	Zach Dillon	20
2006	Zach Dillon	14
2007	Beamer Weems	17
2008	Aaron Miller	18
2009	Dustin Dickerson	16
2010	Logan Vick	17
2011	Landis Ware	14
2012	Logan Vick	25
2013	Nathan Orf	15
2014	Adam Toth	9
	Aaron Dodson	9
	Matt Menard	9
2015	Darryn Sheppard	10
	Logan Brown	10
2016	Kameron Esthay	14
2017	Richard Cunningham	15
2018	Davis Wendzel	22
2019	Andy Thomas	22
2020	Esteban Cardoza-Oquendo	5
2021	Jack Pineda	16
	Tre Richardson	16
2022	Kyle Nevin	15
	Jack Pineda	15
	Tre Richardson	15
2023	Kolby Branch	17
2024	Enzo Apodaca	14
2025	Wesley Jordan	18

## TRIPLES

YEAR	PLAYER	3B
1970	George Lyons	3
1971	three players	1
1972	Denny Copeland	2
	Roland Lundy	2
1973	Rick Clopton	1
	Danny Dugan	1
1974	Rick Clopton	4
1975	Rick Clopton	2
	Duncan Shanklin	2
1976	Shane Nolen	2
1977	Steve Macko	7
1978	Manuel Ordonez	4
1979	three players	2
1980	Brent Lummus	3
1981	three players	2
1982	Randy Hill	3
1983	Jim Trevathan	3
1984	Ronnie King	5
1985	Kyle Todd	10
1986	Mike Malinak	7
	Brad Meyer	7
1987	Tony Huey	10
1988	Jackie Ball	3
1989	Mike Briley	4
1990	Mike Robison	5
1991	Mike Briley	6
1992	Brian Black	4
	Sean Severide	4
1993	Joe Wharton	5
1994	Mike Bohny	7
1995	Marty Crawford	6
1996	Scott Morrison	6
1997	Jon Topolski	6
1998	Jon Topolski	11
1999	Eric Nelson	6
2000	Jaime Bubela	4
2001	David Murphy	3
2002	Mike Huggins	7
2003	Michael Griffin	8
2004	Mike Pankratz	4
2005	Chase Gerdes	5
2006	Seth Fortenberry	10
2007	Ben Booker	7
2008	Shaver Hansen	6
2009	Raynor Campbell	2
2010	Joey Hainsfurther	2
2011	Brooks Pinckard	6
2012	Brooks Pinckard	5
2013	Cal Towey	4
2014	Cal Towey	5
2015	Adam Toth	4
2016	Joe Sabatini	2
	West Tunnell	2
	Adam Toth	2
2017	Richard Cunningham	5
2018	Richard Cunningham	3
2019	Tucker Cascadden	3
2020	Richard Cunningham	4
2021	Nick Loftin	2
	Kyle Nevin	2
2022	Jared McKenzie	4
2023	Kobe Andrade	4
2024	Enzo Apodaca	3
	Ty Johnson	3
2025	Pearson Riebock	3

## HOME RUNS

Year	Player	HR
1970	Don Dodgen	3
1971	Don Dodgen	3
1972	Wendell Crabb	3
1973	John Redding	4
1974	Danny Dugan	5
1975	Ken Kolkhurst	7
1976	Rick Clopton	5
1977	Leonard Woods	13
1978	Fritz Connally	11
1979	Fritz Connally	6
1980	Fritz Connally	14
1981	Jeff Mallett	11
1982	Jim Trevethan	7
1983	Cal Wood	6
1984	Kenneth Patterson	7
1985	Mike Malinak	8
	Keith Shepherd	8
1986	Mike Malinak	12
1987	Mike Malinak	9
1988	Mike Briley	4
1989	Trent Weaver	7
1990	Kevin Ellis	10
1991	Jahn Finke	13
1992	Sean Severide	5
1993	Jason Marshall	13
1994	Mike Bohny	2
	Casey Carter	2
	Mark Martin	2
	Mark Murphy	2
1995	Scott Morrison	4
1996	Marty Crawford	10
1997	Jeremy Dodson	15
1998	Charley Carter	21
1999	Matt Williams	19
2000	Kelly Shoppach	10
2001	Chris Durbin	14
2002	Mike Huggins	10
2003	Chris Durbin	18
2004	Josh Ford	14
2005	Josh Ford	9
2006	Seth Fortenberry	9
2007	Matt Czimskey	9
	Beamer Weems	9
2008	Aaron Miller	12
2009	Shaver Hansen	17
2010	Max Muncy	12
2011	Max Muncy	9
2012	Josh Ludy	16
2013	Grayson Porter	5
2014	Grayson Porter	5
2015	Kameron Esthay	5
2016	Darryn Sheppard	8
2017	Aaron Dodson	11
2018	Shea Langeliers	11
2019	Cole Haring	12
2020	Mack Mueller	4
2021	Andy Thomas	11
2022	Jared McKenzie	11
2023	Kolby Branch	6
	Hunter Teplanszky	6
2024	Wesley Jordan	9
2025	Wesley Jordan	10

## RUNS BATTED IN

YEAR	PLAYER	RBI
1970	Lloyd Balthrop	16
	W. Turney Fox Dykes	16
1971	Four players	16
1972	Denny Copeland	19
1973	Bob Redding	23
1974	Rick Clopton	22
	Pee Wee Serna	23
1975	Ken Kolkhorst	32
1976	Shane Nolen	30
1977	Ken Kolkhorst	51
1978	Mike Johanson	48
1979	Luke Prestridge	30
1980	Fritz Connally	49
1981	Jeff Mallett	30
1982	Tank Davis	32
1983	Cal Wood	30
1984	Mike Malinak	34
	Keith Shepherd	34
1985	Kyle Todd	43
1986	Mike Malinak	57
1987	Mike Malinak	49
1988	Trent Weaver	28
1989	Tommy Echols	33
	Steve Klifafas	33
1990	Kevin Ellis	41
1991	Kevin Ellis	53
1992	Ray Hammond	28
1993	Jason Marshall	59
1994	Mike Bohny	40
1995	Marty Crawford	38
1996	Marty Crawford	67
1997	James Blair	51
1998	Charley Carter	86
1999	Eric Nelson	79
2000	Jace Brewer	50
2001	Kelly Shoppach	69
2002	Mike Huggins	62
2003	Michael Griffin	76
2004	Michael Griffin	40
	Drew Sutton	40
2005	Zach Dillon	43
2006	Zach Dillon	47
	Beamer Weems	47
2007	Beamer Weems	59
2008	Shaver Hansen	47
2009	Shaver Hansen	59
2010	Max Muncy	53
2011	Max Muncy	44
2012	Josh Ludy	71
2013	Cal Towey	45
2014	Grayson Porter	31
2015	Kameron Esthay	25
2016	Darryn Sheppard	40
2017	Aaron Dodson	42
2018	Davis Wendzel	49
2019	Cole Haring	44
2020	Nick Loftin	15
2021	Andy Thomas	60
2022	Kyle Nevin	49
2023	Kolby Branch	41
2024	Enzo Apodaca	42
2025	Wesley Jordan	41
	Tyriq Kemp	41

## TOTAL BASES

YEAR	PLAYER	TB
1970	Skip Balthrop	74
1971	John Dodgen	53
1972	Roland Lundy	54
1973	Denny Copeland	43
1974	Rick Clopton	66
1975	Pee Wee Serna	78
1976	Rick Clopton	66
1977	Steve Macko	153
1978	Fritz Connally	106
1979	Fritz Connally	86
1980	Fritz Connally	106
1981	Jay Jeffrey	75
1982	Jim Trevathan	82
1983	Cal Wood	68
1984	Ronnie King	90
1985	Kyle Todd	115
1986	Mike Malinak	144
1987	Mike Malinak	112
1988	Trent Weaver	85
1989	Mike Briley	82
1990	Kevin Ellis	87
1991	Kevin Ellis	129
1992	Mike Bohny	75
1993	Jason Marshall	117
1994	Mike Bohny	94
1995	Mike Bohny	94
1996	Marty Crawford	154
1997	Jon Topolski	142
1998	Charley Carter	190
1999	Eric Nelson	185
2000	Jace Brewer	124
2001	Chris Durbin	162
2002	Mike Huggins	139
2003	Chris Durbin	183
2004	Josh Ford	125
2005	Josh Ford	135
2006	Seth Fortenberry	131
2007	Beamer Weems	125
2008	Shaver Hansen	118
	Aaron Miller	118
2009	Shaver Hansen	132
2010	Logan Vick	126
2011	Max Muncy	116
2012	Josh Ludy	147
2013	Nathan Orf	101
2014	Adam Toth	90
2015	Logan Brown	78
2016	Darryn Sheppard	98
2017	Shea Langeliers	114
2018	Richard Cunningham	122
2019	Nick Loftin	118
2020	Mack Mueller	32
2021	Jared McKenzie	134
2022	Jack Pineda	114
2023	Kolby Branch	108
2024	Enzo Apodaca	108
2025	Wesley Jordan	110



# YEARLY BATTING LEADERS

## WALKS

YEAR	PLAYER	BB
1970	Skip Balthrop	16
	Roland Lundy	16
1971	John Dodgen	16
	Raul Zamora	16
1972	Roland Lundy	20
1973	n/a	
1974	Denny Copeland	25
1975	Leonard Woods	28
1976	Rick Clopton	31
1977	Leonard Woods	50
1978	Burl Coker	46
1979	Fritz Connally	41
1980	Mark Simon	44
1981	Mark Simon	39
1982	James Woods	27
1983	Ronnie King	34
1984	Ronnie King	35
1985	Keith Shepherd	47
1986	Steve Jarvie	41
	Keith Shepherd	41
1987	Brad Meyer	42
1988	Trent Weaver	35
1989	Tommy Echols	27
1990	Mike Robison	32
1991	Mike Briley	42
1992	Matt Trozzo	29
1993	Mark Martin	45
1994	Matt Trozzo	40
1995	Traynor Reitmeier	34
1996	Steve Reintjes	39
	Jon Topolski	39
1997	Jon Topolski	42
1998	Jeremy Dodson	49
	Jon Topolski	49
1999	Jon Topolski	55
2000	Kelly Shoppach	36
2001	Trevor Mote	29
	David Murphy	29
2002	Chris Durbin	36
2003	Chris Durbin	42
	David Murphy	42
2004	Drew Sutton	32
2005	Josh Ford	35
2006	Zach Dillon	53
2007	Beamer Weems	35
2008	Aaron Miller	34
2009	Aaron Miller	25
2010	Logan Vick	59
2011	Max Muncy	37
2012	Logan Vick	43
2013	Cal Towey	36
2014	Lawton Langford	35
2015	Duncan Wendel	19
2016	Josh Bissonette	29
2017	T.J. Raguse	31
2018	Andy Thomas	41
2019	Davis Wendzel	31
2020	Andy Thomas	11
2021	Jack Pineda	33
2022	Tre Richardson	32
2023	Kolby Branch	39
2024	Hunter Teplanszky	27
2025	Ty Johnson	35

## TOTAL SACRIFICES

YEAR	PLAYER	SAC
1970	Roland Lundy	8
1971	Bart Bratcher	4
1972	John Walters	8
1973	Tommy Oliphant	9
1974	n/a	
1975	n/a	
1976	Duncan Shanklin	6
1977	Luke Prestridge	6
	Duncan Shanklin	6
1978	Mike Johanson	5
	Mike Wells	5
1979	Mike Johanson	7
1980	Gene de los Santos	9
1981	Brent Lummus	7
1982	Steve Ecton	5
	Spike Hubenak	5
1983	Steve Ecton	11
1984	Brad Lambert	7
1985	Tony Huey	9
1986	Brad Meyer	10
1987	Todd Wilson	7
1988	Trent Weaver	7
1989	Jud Arrington	9
1990	Ray Hammond	7
1991	Mike Briley	13
1992	Brian Black	7
1993	Matt Trozzo	12
1994	Matt Trozzo	10
1995	Marty Crawford	8
1996	Marty Crawford	9
1997	Eric Boisjoly	10
1998	Jeremy Dodson	10
1999	Jace Brewer	9
2000	Jaime Bubela	9
	Anthony Hensley	9
2001	Trevor Mote	10
2002	Trey Webb	10
2003	Trey Webb	10
2004	Kyle Reynolds	11
2005	three players	11
2006	Beamer Weems	17
2007	Chase Gerdes	9
2008	Dustin Dickerson	10
2009	Joey Hainsfurther	7
	Shaver Hansen	7
2010	Brooks Pinckard	12
2011	Steve DalPorto	16
2012	Cal Towey	16
2013	Jake Miller	12
2014	Brett Doe	16
2015	Steven McLean	9
2016	Steven McLean	12
2017	Josh Bissonette	10
2018	Josh Bissonette	9
	Nick Loftin	9
2019	Richard Cunningham	9
2020	Ricky Martinez	2
	Tre Richardson	2
	Hunter Seay	2
	Andy Thomas	2
2021	Esteban Cardoza-Oquendo	7
	Tre Richardson	7
	Andy Thomas	7
	Chase Wehsener	7
2022	Esteban Cardoza-Oquendo	10
2023	Hunter Teplanszky	7
2024	Cortlan Castle	9
2025	Cortlan Castle	7

## STOLEN BASES

YEAR	PLAYER	SB
1970	Don Dodgen	11
1971	Phil Beall	4
1972	Tommy Oliphant	9
1973	Rick Clopton	7
	Tom Stanton	7
1974	Pee Wee Serna	9
1975	Pee Wee Serna	9
1976	Rick Clopton	19
1977	Steve Macko	7
1978	Burl Coker	8
1979	Fritz Connally	6
1980	Mark Simon	11
1981	Cedrick Mack	9
	Brad Oliver	9
1982	Cedrick Mack	19
1983	Ronnie King	12
1984	Ronnie King	14
1985	Greg Dennis	9
	Kyle Todd	9
1986	Tony Huey	22
1987	Brad Meyer	20
1988	Mike Robison	24
1989	Trent Weaver	25
1990	Mike Robison	33
1991	Mike Robison	40
1992	Jack Stubbs	26
1993	Matt Trozzo	28
1994	Matt Trozzo	33
1995	Ben Bronson	18
1996	Jon Topolski	16
1997	Eric Nelson	20
1998	James Blair	25
1999	Anthony Hensley	29
2000	Anthony Hensley	32
2001	Chris Durbin	11
2002	Trey Webb	18
2003	Trey Webb	15
2004	Michael Griffin	17
2005	Chase Gerdes	11
	Kyle Reynolds	11
2006	Seth Fortenberry	22
2007	Chase Gerdes	17
2008	Ben Booker	11
2009	Brooks Pinckard	11
2010	Brooks Pinckard	18
2011	Brooks Pinckard	36
2012	Logan Vick	19
2013	Adam Toth	18
2014	Adam Toth	13
2015	Logan Brown	21
2016	Steven McLean	6
2017	T.J. Raguse	7
2018	Richard Cunningham	6
2019	Davis Wendzel	11
2020	Jared McKenzie	4
2021	Davion Downey	8
2022	Jack Pineda	10
2023	Kolby Branch	7
2024	Ty Johnson	10
2025	Ty Johnson	11

# PITCHING LEADERS

## EARNED RUN AVERAGE

SEASON, ALL-TIME	
MIN 45.0 INNINGS	
1. John Bevil, 1968	1.07
2. Burl Coker, 1978	1.64
3. Steve Smith, 1982	1.72
4. Chad Hawkins, 2000	1.82
5. Jeff Mandel, 2005	1.91
6. Rickie Duane Fox, 1971	1.95
7. Josh Turley, 2012	1.96
8. Brian Carpenter, 1992	2.15
Ryan LaMotta, 2005	2.15
10. Pat Combs, 1988	2.16

## SEASON, ALUMINUM-BAT ERA

MIN. 45.0 INNINGS	
1. Burl Coker, 1978	1.64
2. Steve Smith, 1982	1.72
3. Chad Hawkins, 2000	1.82
4. Jeff Mandel, 2005	1.91
5. Brian Carpenter, 1992	2.15
Ryan LaMotta, 2005	2.15
7. Pat Combs, 1988	2.16
8. Burl Coker, 1977	2.27
9. Frank Foltyn, 1992	2.32
10. Michael Roberts, 1978	2.37

## BIG 12 SEASON, STARTERS

1. Cody Bradford, 2018	1.88
2. Josh Turley, 2012	1.92
3. Chad Hawkins, 2000	2.04
4. Trent Blank, 2012	2.08
5. Jason Jennings, 1999	2.54
6. Logan Verrett, 2010	2.63
7. Mark McCormick, 2005	2.72
8. Steven White, 2001	2.76
9. Logan Verrett, 2011	2.92
10. Justin Taylor, 2001	2.93

## BIG 12 SEASON, RELIEVERS

1. Jake Weghorst, 2006	0.00
2. Luke Boyd, 2021	0.73
3. Jeff Mandel, 2005	0.86
4. Alex Phillips, 2018	0.96
5. Dillon Newman, 2012	1.17
6. Josh Michalec, 2013	1.27
7. Joe Heineman, 2018	1.46
8. Zane Carlson, 2000	1.48
9. Brooks Pinckard, 2010	1.53
10. Josh Scott, 1998	1.69

## CAREER

MIN. 150.0 INNINGS	
1. Pat Combs, 1987-88	2.44
2. Michael Roberts, 1976-79	2.78
3. Burl Coker, 1975-78	2.81
4. Chad Hawkins, 1999-00	2.82
5. Kyle Hill, 2016-19	2.95
6. Josh Turley, 2010-12	2.97
7. Ricky Dusek, 1968-70	3.05
8. Brian Carpenter, 1990-92	3.06
9. Dillon Newman, 2011-14	3.11
10. Stephen Stuart, 1970-72	3.13

## Big 12 Career

MIN. 30.0 INNINGS	
1. Troy Montemayor, 2015-18	2.05
2. Crayton Bare, 2010-13	2.31
3. Josh Michalec, 2011-14	2.35
4. Montana Parsons, 2017	2.64
5. Chad Hawkins, 1999-00	2.72
6. Max Garner, 2009-12	2.88
7. Josh Turley, 2010-12	2.93
8. Nick Cassavechia, 2005-08	3.22
9. Ryan Leckich, 2017-21	3.28
10. Dillon Newman, 2011-14	3.38

## APPEARANCES

SEASON	
1. Ryan LaMotta, 2005	36
Abe Woody, 2005	36
3. Kyle Edens, 2002	35
4. Doug Ashby, 2014	31
5. Zane Carlson, 2003	30
Ryan LaMotta, 2003	30
Nick Cassavechia, 2007	30
Josh Michalec, 2014	30
Kyle Hill, 2017	30
10. Max Garner, 2011	29
Ryan LaMotta, 2004	29
Ryan Leckich, 2019	29

## BIG 12 SEASON

1. Kyle Edens, 2002	17
2. Jason Jennings, 1997	15
3. Zane Carlson, 2000	14
Paul Thorp, 2001	14
Abe Woody, 2004	14
Ryan LaMotta, 2005	14
Max Garner, 2011	14
Josh Michalec, 2014	14
Drew Robertson, 2018	14
10. Matthew Marcom, 1997	13
Abe Woody, 2005	13
Nick Cassavechia, 2007	13
Josh Turley, 2010	13
Kyle Hill, 2017	13
Ryan Leckich, 2019	13
Ryan Leckich, 2021	13
Ethan Calder, 2024	13

## CAREER

1. Zane Carlson, 2000-04	111
Ryan LaMotta, 2003-06	111
3. Kyle Hill, 2016-19	93
Troy Montemayor, 2015-18	93
5. Matthew Marcom, 1995-98	91
Abe Woody, 2003-05	91
7. Ryan Leckich, 2017-21	86
8. Kyle Edens, 1999-02	85
9. Frank Foltyn, 1989-92	83
10. Nick Cassavechia, 2005-08	82

## BIG 12 CAREER

1. Zane Carlson, 2000-04	49
2. Ryan LaMotta, 2003-06	47
3. Kyle Hill, 2016-19	41
Troy Montemayor, 2015-18	41
5. Justin Taylor, 1999-02	40
6. Ryan Leckich, 2017-21	37
7. Abe Woody, 2003-05	36
Willie Kempf, 2007-10	36
9. Max Garner, 2009-13	35
10. Jason Jennings, 1997-99	34

## GAMES STARTED

SEASON	
1. Mark McCormick, 2005	20
2. Kip Wells, 1998	19
Steven White, 2003	19
Cory VanAllen, 2005	19
5. Jason Jennings, 1999	18
Justin Taylor, 2002	18
Trey Taylor, 2005	18
8. Sammy Bickham, 1977	17
Josh Turley, 2012	17
10. 16 Times	16

## BIG 12 SEASON

1. Kris Lambert, 1997	10
Kip Wells, 1997	10
Jason Jennings, 1998	10
Kyle Evans, 2000	10
Chad Hawkins, 2000	10
Mason Marriott, 2024	10
Collin McKinney, 2024	10
Ethan Calder, 2025	10
9. 20 Times	9

## CAREER

1. Steven White, 2000-03	59
2. Trey Taylor, 2002-05	52
3. Josh Scott, 1998-01	50
4. Kris Lambert, 1994-97	48
5. Kip Wells, 1996-98	45
Mark McCormick, 2003-05	45
7. Bruce Aguilar, 1986-89	41
Hayden Kettler, 2017-21	41
Tyler Thomas, 2018-22	41
10. Sean Walker, 2002-05	40

## BIG 12 CAREER

1. Steven White, 2000-03	28
2. Kendal Volz, 2007-09	26
3. Josh Scott, 1998-01	25
4. Trey Taylor, 2002-05	21
Logan Verrett, 2009-11	21
6. Shawn Tolleson, 2008-10	20
Daniel Castano, 2014-16	20
8. Kip Wells, 1997-98	19
Jason Jennings, 1997-99	19
Kyle Evans, 1998-00	19
Chad Hawkins, 1999-00	19
Blake Helton, 2019-23	19

## RELIEF APPEARANCES

SEASON	
1. Ryan LaMotta, 2005	36
Abe Woody, 2005	36
3. Kyle Edens, 2002	35
4. Nick Cassavechia, 2007	30
5. Kyle Hill, 2017	30
6. Zane Carlson, 2003	29
Ryan LaMotta, 2004	29
Max Garner, 2011	29
Ryan Leckich, 2019	29
10. Mark Outlaw, 1999	28
Paul Thorp, 2001	28
Paul Thorp, 2002	28
Abe Woody, 2004	28
Joe Heineman, 2016	28
Drew Robertson, 2018	28

## BIG 12 SEASON

1. Kyle Edens, 2002	17
2. Jason Jennings, 1997	15
3. Zane Carlson, 2000	14
Paul Thorp, 2001	14
Abe Woody, 2004	14
Ryan LaMotta, 2005	14
Max Garner, 2011	14
Drew Robertson, 2018	14
9. Abe Woody, 2005	13
Nick Cassavechia, 2007	13
Josh Turley, 2010	13
Crayton Bare, 2013	13
Kyle Hill, 2017	13
Ryan Leckich, 2019	13
Ryan Leckich, 2021	13

## CAREER

1. Zane Carlson, 2000-04	110
2. Ryan LaMotta, 2003-06	93
3. Troy Montemayor, 2015-18	92
4. Abe Woody, 2003-05	89
5. Nick Cassavechia, 2005-08	82
Ryan Leckich, 2017-21	82
7. Kyle Edens, 1999-02	79
8. Matthew Marcom, 1995-98	74
9. Joe Heineman, 2016-18	72
10. Crayton Bare, 2010-13	70
Luke Boyd, 2017-21	70

## BIG 12 CAREER

1. Zane Carlson, 2000-04	48
2. Troy Montemayor, 2015-18	41
3. Ryan LaMotta, 2003-06	38
4. Ryan Leckich, 2017-21	35
5. Abe Woody, 2003-05	34
6. Nick Cassavechia, 2005-08	33
7. Kyle Edens, 1999-02	30
8. Crayton Bare, 2010-13	29
9. Hambleton Oliver, 2020-23	28
10. Paul Thorp, 2000-02	27



# PITCHING LEADERS

<b>WINS</b>		<b>WINS IN RELIEF</b>		<b>LOSSES</b>		<b>WINNING PERCENTAGE</b>	
<b>SEASON</b>		<b>SEASON</b>		<b>SEASON</b>		<b>SEASON</b>	
1. Kip Wells, 1998	13	1. Abe Woody, 2005	10	1. Jerry Arnold, 1981	8	<b>MIN. 7 DECISIONS</b>	
Jason Jennings, 1999	13	2. Alex Phillips, 2018	7	Jeff Mandel, 2007	8	1. Ted Richardson, 1985 [7-0]	1.000
3. Jon Perlman, 1979	12	3. Frank Foltyn, 1991	6	3. Steve Smith, 1983	7	2. Trent Blank, 2012 [11-1]	.917
4. Jason Jennings, 1998	11	Brett Bergman, 1997	6	Aaron Lineweaver, 1995	7	3. Pat Combs, 1987 [9-1]	.900
Kyle Evans, 2000	11	Ryan LaMotta, 2003	6	Brett Bergman, 1998	7	Josh Turley, 2012 [9-1]	.900
Chad Hawkins, 2000	11	Abe Woody, 2003	6	Kendal Volz, 2009	7	5. Andy Beene, 1976 [8-1]	.889
Trent Blank, 2012	11	Nick Cassavechia, 2007	6	Shawn Tolleson, 2010	7	6. Glenn Nevill, 1989 [7-1]	.875
8. Sammy Bickham, 1977	10	Crayton Bare, 2013	6	Matt Voelker, 2022	7	Scott Ruffcorn, 1991 [7-1]	.875
Burl Coker, 1977	10	Kyle Hill, 2019	6	Mason Marriott, 2023	7	Kyle Evans, 1999 [7-1]	.875
Blaine Beatty, 1980	10	Jimmy Winston, 2021	6	Mason Marriott, 2024	7	Logan Verrett, 2009 [7-1]	.875
Joe Wharton, 1993	10					Tyler Bremer, 2012 [7-1]	.875
Kris Lambert, 1996	10	<b>BIG 12 SEASON</b>		<b>BIG 12 SEASON</b>		<b>BIG 12 SEASON</b>	
Josh Scott, 1999	10	1. Brett Bergman, 1997	5	1. Kendal Volz, 2009	6	<b>MIN. 4 DECISIONS</b>	
Steven White, 2001	10	Crayton Bare, 2013	5	Mason Marriott, 2024	6	1. Jason Jennings, 1999 [9-0]	1.000
Abe Woody, 2005	10	3. Justin Taylor, 2000	4	3. Kendal Volz, 2008	5	Josh Turley, 2012 [6-0]	1.000
		Abe Woody, 2004	4	Shawn Tolleson, 2010	5	Brett Bergman, 1997 [5-0]	1.000
<b>BIG 12 SEASON</b>		Abe Woody, 2005	4	Mason Green, 2024	5	Justin Taylor, 2000 [4-0]	1.000
1. Jason Jennings, 1999	9	6. Kyle Edens, 2002	3	Collin McKinney, 2024	5	5. Kyle Evans, 2000 [7-1]	.875
2. Chad Hawkins, 2000	8	Nick Cassavechia, 2007	3	Ethan Calder, 2025	5	6. Mark McCormick, 2005 [6-1]	.857
3. Kyle Evans, 2000	7	Alex Phillips, 2018	3	8. 13 times	4	7. Justin Taylor, 2001 [5-1]	.833
4. Jason Jennings, 1998	6	9. 17 times	2			Trent Blank, 2012 [5-1]	.833
Steven White, 2001	6			<b>CAREER</b>		Crayton Bare, 2013 [5-1]	.833
Sean Walker, 2003	6	<b>CAREER</b>		1. Jerry Arnold, 1979-82	19	10. Josh Scott, 1999 [4-1]	.800
Mark McCormick, 2005	6	1. Abe Woody, 2003-05	21	2. Aaron Lineweaver, 1993-95	18	Justin Taylor, 2002 [4-1]	.800
Josh Turley, 2012	6	2. Ryan LaMotta, 2003-06	14	Kris Lambert, 1994-97	18	Abe Woddy, 2004 [4-1]	.800
9. Brett Bergman, 1997	5	3. Frank Foltyn, 1989-92	13	Brett Bergman, 1995-98	18	Cory VanAllen, 2005 [4-1]	.800
Kris Lambert, 1997	5	4. Kyle Edens, 1999-02	11	5. Rickie Duane Fox, 1971-74	17		
Kip Wells, 1998	5	Justin Taylor, 1999-02	11	Sean Walker, 2002-05	17	<b>CAREER</b>	
Justin Taylor, 2001	5	6. Brett Bergman, 1995-98	10	Drew Tolson, 2013-16	17	<b>MIN. 10 DECISIONS</b>	
Trent Blank, 2012	5	7. Matthew Marcom, 1995-98	9	Mason Marriott, 2022-24	17	1. Jon Ringenbergs, 2008-11 [9-1]	.900
		Zane Carlson, 2000-04	9	9. Zane Carlson, 2000-04	16	2. Kyle Evans, 1998-00 [19-3]	.864
		Nick Cassavechia, 2005-08	9	Ryan LaMotta, 2003-06	16	3. Abe Woody, 2003-05 [21-4]	.840
		10. Paul Thorp, 2000-02	8			4. David Elsbernd, 1992 [8-2]	.800
		Crayton Bare, 2010-13	8	<b>BIG 12 CAREER</b>		5. Trent Blank, 2009-12 [19-5]	.792
<b>CAREER</b>				1. Kendal Volz, 2007-09	13	6. Justin Taylor, 1999-02 [26-8]	.765
1. Burl Coker, 1975-78	28	<b>BIG 12 CAREER</b>		Max Garner, 2009-13	13	7. Jon Perlman, 1978-79 [19-6]	.760
Steven White, 2000-03	28	1. Abe Woody, 2003-05	10	Mason Marriott, 2022-24	13	8. Tyler Bremer, 2011-12 [9-3]	.750
3. Jason Jennings, 1997-99	27	2. Justin Taylor, 1999-02	6	4. Shawn Tolleson, 2008-10	11	9. Scott Ruffcorn, 1989-91 [20-7]	.741
4. Justin Taylor, 1999-02	26	Crayton Bare, 2010-13	6	5. Steven White, 2000-03	10	10. Josh Turley, 2010-12 [17-6]	.739
5. Frank Foltyn, 1989-92	23	4. Brett Bergman, 1997	5	Nick Lewis, 2014-17	10		
6. Kris Lambert, 1994-97	22	5. Kyle Edens, 1999-02	4	7. Ryan LaMotta, 2003-06	9	<b>BIG 12 CAREER</b>	
Willie Kempf, 2007-10	22	Paul Thorp, 2000-02	4	8. Jason Jennings, 1997-99	7	<b>MIN. 5 DECISIONS</b>	
8. Rickie Fox, 1971-74	21	Zane Carlson, 2000-04	4	Zane Carlson, 2000-04	7	1. Kyle Evans, 1998-00 [8-1]	.889
Ted Richardson, 1985-88	21	Alex Phillips, 2016-2018	4	Jeff Mandel, 2004-07	7	2. Crayton Bare, 2010-13 [6-1]	.857
Bruce Aguilar, 1986-89	21	8. Ryan LaMotta, 2003-06	3	Cody Bradford, 2017-19	7	3. Trent Blank, 2009-12 [8-2]	.800
Kip Wells, 1996-98	21	Nick Cassavechia, 2005-08	3	Tyler Thomas, 2018-22	7	4. Mark Outlaw, 1998-99 [4-1]	.800
Josh Scott, 1998-01	21	Brooks Pinckard, 2009-11	3	Blake Helton, 2019-23	7	5. Abe Woody, 2003-05 [10-3]	.769
Abe Woody, 2003-05	21	Gabe Craig, 2023-25	3			6. Brett Bergman, 1997-98 [9-3]	.750
Ryan LaMotta, 2003-06	21					Justin Taylor, 1999-02 [9-3]	.750
						Josh Turley, 2010-12 [9-3]	.750
<b>BIG 12 CAREER</b>						9. Mark McCormick, 2003-05 [8-3]	.727
1. Jason Jennings, 1997-99	17					10. Chad Hawkins, 1999-00 [10-4]	.714
2. Justin Taylor, 1999-02	15					Sean Walker, 2002-05 [10-4]	.714
3. Steven White, 2000-03	12						
4. Chad Hawkins, 1999-00	10						
Sean Walker, 2002-05	10						
Abe Woody, 2003-05	10						
7. Brett Bergman, 1997-98	9						
Josh Scott, 1998-01	9						
Willie Kempf, 2007-10	9						
Logan Verrett, 2009-11	9						
Josh Turley, 2010-12	9						

# PITCHING LEADERS

## SAVES

SEASON	
1. Josh Michalec, 2014	21
2. Zane Carlson, 2000	15
3. Kyle Edens, 2002	14
Troy Montemayor, 2016	14
5. Brooks Pinckard, 2010	12
Troy Montemayor, 2017	12
7. Zane Carlson, 2003	11
Abe Woody, 2005	11
Nick Cassavechia, 2007	11
Troy Montemayor, 2018	11

## BIG 12 SEASON

1. Zane Carlson, 2000	10
Troy Montemayor, 2016	10
3. Troy Montemayor, 2018	9
4. Max Garner, 2012	7
5. Josh Michalec, 2014	7
6. Kyle Edens, 2002	6
Max Garner, 2011	6
Gabe Craig, 2025	6
9. Jason Jennings, 1997	5
Zane Carlson, 2001	5
Ryan LaMotta, 2005	5
Nick Cassavechia, 2006	5
Troy Montemayor, 2017	5

## CAREER

1. Zane Carlson, 2000-04	37
Troy Montemayor, 2015-18	37
3. Nick Cassavechia, 2005-08	24
4. Josh Michalec, 2011-14	21
5. Abe Woody, 2003-05	19
6. Kyle Edens, 1999-02	18
Max Garner, 2009-12	18
8. Brooks Pinckard, 2009-11	16
9. Luke Boyd, 2017-21	14
10. Jason Jennings, 1997-99	13
Ryan LaMotta, 2003-06	13

## BIG 12 CAREER

1. Troy Montemayor, 2015-18	19
2. Zane Carlson, 2000-04	17
3. Max Garner, 2009-12	13
4. Abe Woody, 2003-05	8
Nick Cassavechia, 2005-08	8
6. Kyle Edens, 1999-02	7
Josh Michalec, 2011-14	7
Gabe Craig, 2023-25	7
9. Ryan LaMotta, 2003-06	6
10. Jason Jennings, 1997-99	5
Brooks Pinckard, 2009-11	5

## COMPLETE GAMES

SEASON	
1. Brian Carpenter, 1992	12
2. Blaine Beatty, 1986	10
3. John Bevil, 1968	9
Pat Combs, 1988	9
Jason Jennings, 1999	9
6. Seven times	8

## BIG 12 SEASON

1. Jason Jennings, 1999	6
Chad Hawkins, 2000	6
3. Jason Jennings, 1998	4
Kip Wells, 1998	4
5. Kris Lambert, 1997	3
Kyle Evans, 2000	3
Steven White, 2001	3
8. Jason Taylor, 2001	2
Steven White, 2003	2
Ryan LaMotta, 2006	2
Shawn Tolleson, 2008	2
Cody Bradford, 2018	2

## CAREER

1. Ricky Dusek, 1968-70	19
2. Blaine Beatty, 1985-86	16
Pat Combs, 1987-88	16
4. Burl Coker, 1975-78	15
Alan Koonce, 1982-85	15
Jason Jennings, 1997-99	15
7. Stephen Stuart, 1970-72	14
James Sanders, 1970-73	14
Bruce Aguilar, 1986-89	14
10. Brian Carpenter, 1990-92	13
Rickie Duane Fox, 1971-74	13

## BIG 12 CAREER

1. Jason Jennings, 1997-99	10
2. Chad Hawkins, 1999-00	7
3. Steven White, 2000-03	5
4. Kip Wells, 1997-98	4
5. Kris Lambert, 1997	3
Kyle Evans, 1998-00	3
7. Justin Taylor, 1999-02	2
Sean Walker, 2002-05	2
Ryan LaMotta, 2003-06	2
Shawn Tolleson, 2008-10	2
Logan Verrett, 2009-11	2
Drew Tolson, 2013-16	2
Cody Bradford, 2018	2

## SHUTOUTS

SEASON	
<b>SINCE 1968</b>	
1. John Bevil, 1968	3
Jason Jennings, 1999	3
3. Rickie Duane Fox, 1971	2
Tim Peters, 1995	2
Kyle Evans, 2000	2
Shawn Tolleson, 2008	2
Cody Bradford, 2018	2
7. Several times	1

## BIG 12 SEASON

1. Kyle Evans, 2000	2
Shawn Tolleson, 2008	2
Cody Bradford, 2018	2
3. Jason Jennings, 1999	1
Chad Hawkins, 2000	1
Steven White, 2001	1
Mark McCormick, 2004	1
Ryan LaMotta, 2006	1
Willie Kempf, 2009	1

## CAREER

1. John Bevil, 1968	3
Ricky Dusek, 1968-70	3
Jason Jennings, 1997-99	3
4. Stephen Stuart, 1970-72	2
Rickie Duane Fox, 1971-74	2
Tim Peters, 1995	2
Kyle Evans, 1998-00	2
Steven White, 2000-03	2
Shawn Tolleson, 2007-10	2
Cody Bradford, 2017-2019	2
10. Several times	1

## BIG 12 CAREER

1. Kyle Evans, 1999-00	2
Shawn Tolleson, 2008-10	2
Cody Bradford, 2017-2019	2
3. Jason Jennings, 1997-98	1
Chad Hawkins, 1999-00	1
Steven White, 2000-03	1
Mark McCormick, 2003-05	1
Ryan LaMotta, 2003-06	1
Willie Kempf, 2007-10	1

## OPP. BATTING AVERAGE

SEASON	
<b>MIN. 50.0 INNINGS</b>	
1. Mark McCormick, 2005	.184
2. Jason Jennings, 1999	.193
3. Austin Stone, 2014	.198
4. Tyler Thomas, 2021	.202
5. Abe Woody, 2005	.207
Ryan LaMotta, 2005	.207
7. Abe Woody, 2003	.208
Jimmy Winston, 2021	.208
9. Zane Carlson, 2003	.214
10. Tyler Thomas, 2022	.215

## BIG 12 SEASON

MIN. 8.0 INNINGS	
1. Luke Boyd, 2021	.098
2. Troy Montemayor, 2016	.114
3. Gabe Craig, 2025	.117
4. Troy Montemayor, 2017	.143
5. Zane Carlson, 2000	.146
6. Grant Golomb, 2024	.158
7. Cam Caley, 2021	.169
8. Mark McCormick, 2005	.170
9. Mace Thurman, 2008	.175
10. Jake Weghorst, 2006	.176

## CAREER

MIN. 150 INNINGS	
1. Mark McCormick, 2003-05	.211
2. Abe Woody, 2003-05	.213
3. Kyle Hill, 2016-19	.214
4. Tyler Thomas, 2018-22	.216
5. Austin Stone, 2012-16	.224
6. Brad Kuntz, 2011-15	.227
7. Ryan LaMotta, 2003-06	.237
8. Jimmy Winston, 2017-21	.238
9. Zane Carlson, 2000-04	.240
Chad Hawkins, 1999-00	.240

## BIG 12 CAREER

MIN. 30.0 INNINGS	
1. Mark McCormick, 2003-05	.214
2. Brooks Pinckard, 2009-11	.215
3. Jason Jennings, 1997-99	.230
4. Josh Michalec, 2011-14	.232
5. Paul Dickens, 2019-20	.235
6. Troy Montemayor, 2015-18	.237
7. Abe Woody, 2003-05	.239
Chad Hawkins, 1999-00	.239
Montana Parsons, 2017	.239
10. Brad Kuntz, 2011-15	.240



# PITCHING LEADERS

## INNINGS

SEASON	
1. Jason Jennings, 1999	146.2
2. Steven White, 2003	129.0
3. Kip Wells, 1998	123.2
4. Chad Hawkins, 2000	123.1
5. Brian Carpenter, 1992	121.1
6. Justin Taylor, 2002	117.2
7. Jason Jennings, 1998	117.0
8. Chad Hawkins, 1999	115.2
9. Blaine Beatty, 1986	114.0
10. Mark McCormick, 2005	112.2

## BIG 12 SEASON

1. Chad Hawkins, 2000	79.1
2. Kris Lambert, 1997	76.0
3. Jason Jennings, 1999	74.1
4. Jason Jennings, 1998	72.2
5. Kyle Evans, 2000	68.0
6. Ryan LaMotta, 2006	66.0
7. Steven White, 2001	65.1
8. Kip Wells, 1998	64.0
9. Chad Hawkins, 1999	63.0
10. Logan Verrett, 2011	61.2

## CAREER

1. Steven White, 2000-03	368.1
2. Kris Lambert, 1994-97	337.2
3. Ryan LaMotta, 2003-06	316.1
4. Josh Scott, 1998-01	314.1
5. Jason Jennings, 1997-99	313.1
6. Burl Coker, 1975-78	311.0
7. Trey Taylor, 2002-05	301.2
8. Justin Taylor, 1999-02	298.1
9. Kip Wells, 1996-98	282.0
10. Brett Bergman, 1995-98	279.1

## BIG 12 CAREER

1. Steven White, 2000-03	186.0
2. Jason Jennings, 1997-99	177.2
3. Justin Taylor, 1999-02	151.2
4. Logan Verrett, 2009-11	150.2
5. Chad Hawkins, 1999-00	142.1
Josh Scott, 1998-01	142.1
7. Kendal Volz, 2007-09	140.2
8. Ryan LaMotta, 2003-06	140.0
9. Josh Turley, 2010-12	138.0
10. Daniel Castano, 2014-16	129.0

## HITS ALLOWED

SEASON		
1. Jason Jennings, 1998	123	
Steven White, 2003	123	
3. Blaine Beatty, 1986	121	
Kip Wells, 1998	121	
5. Justin Taylor, 2002	118	
Cory VanAllen, 2005	118	
7. Chad Hawkins, 1999	114	
8. Bruce Aguilar, 1989	113	
9. Kris Lambert, 1997	111	
10. Brett Bergman, 1998	110	

## BIG 12 SEASON

1. Jason Jennings, 1998	80
2. Kris Lambert, 1997	76
3. Kip Wells, 1997	75
Kendal Volz, 2009	75
5. Josh Turley, 2011	68
6. Steven White, 2002	66
7. Chad Hawkins, 2000	65
8. Logan Verrett, 2011	62
9. Chad Hawkins, 1999	61
Cory VanAllen, 2006	61

## CAREER

1. Steven White, 2000-03	364
2. Kris Lambert, 1994-97	338
3. Kip Wells, 1996-98	316
4. Brett Bergman, 1995-98	312
Josh Scott, 1998-01	312
6. Justin Taylor, 1999-02	308
7. Trey Taylor, 2002-05	296
8. Alan Koonce, 1982-85	289
9. Matthew Marcom, 1995-98	283
10. Ryan LaMotta, 2003-06	278

## BIG 12 CAREER

1. Steven White, 2000-03	179
Kendal Volz, 2007-09	179
3. Logan Verrett, 2009-11	160
4. Justin Taylor, 1999-02	156
5. Josh Scott, 1998-01	154
6. Jason Jennings, 1997-99	153
7. Josh Turley, 2010-12	143
Daniel Castano, 2014-16	143
9. Shawn Tolleson, 2008-10	132
10. Kip Wells, 1997-98	131
Ryan LaMotta, 2003-06	131

## RUNS ALLOWED

SEASON		
1. Jason Jennings, 1998	83	
2. Kip Wells, 1997	82	
3. Aaron Lineveaver, 1994	76	
4. Brett Bergman, 1998	73	
5. Jaime Cocanower, 1978	71	
6. Jared Theodorakos, 2002	70	
7. Matthew Marcom, 1996	69	
8. Kris Lambert, 1997	68	
Josh Scott, 1999	68	
10. Jerry Arnold, 1981	67	
Shawn Tolleson, 2010	67	

## BIG 12 SEASON

1. Kip Wells, 1997	61
2. Jason Jennings, 1998	56
3. Kendal Volz, 2009	47
4. Kris Lambert, 1997	43
Steven White, 2002	43
6. Jared Theodorakos, 2002	41
7. Michael Bradford, 1997	39
Mason Marriott, 2024	39
Collin McKinney, 2024	39
10. Randall Linebaugh, 2007	38

## CAREER

1. Steven White, 2000-03	215
2. Kris Lambert, 1994-97	213
Kip Wells, 1996-98	213
4. Trey Taylor, 2002-05	199
5. Brett Bergman, 1995-98	193
6. Aaron Lineveaver, 1993-95	179
7. Josh Scott, 1998-01	175
8. Matthew Marcom, 1995-98	174
9. Bruce Aguilar, 1986-89	159
10. Jason Jennings, 1997-99	157

## BIG 12 CAREER

1. Steven White, 2000-03	118
2. Kendal Volz, 2007-09	109
3. Jason Jennings, 1997-99	99
4. Josh Scott, 1998-01	93
5. Kip Wells, 1997-98	92
6. Trey Taylor, 2002-05	89
Willie Kempf, 2007-10	89
Shawn Tolleson, 2008-10	89
9. Justin Taylor, 1999-02	78
10. Nick Lewis, 2014-17	77

## EARNED RUNS ALLOWED

SEASON		
1. Jason Jennings, 1998	66	
2. Aaron Lineveaver, 1994	59	
Brett Bergman, 1999	59	
Steven White, 2003	59	
5. Jerry Arnold, 1981	57	
Josh Scott, 1999	57	
7. Bruce Aguilar, 1989	56	
Matthew Marcom, 1996	56	
Kip Wells, 1997	56	
10. Kip Wells, 1996	55	

## BIG 12 SEASON

1. Jason Jennings, 1998	42
2. Kip Wells, 1997	39
3. Steven White, 2002	38
4. Randall Linebaugh, 2007	37
5. Kris Lambert, 1997	36
Kendal Volz, 2009	36
7. Jake Jackson, 2022	35
Mason Marriott, 2024	35
9. Michael Bradford, 1997	34
Brett Bergman, 1998	34

## CAREER

1. Steven White, 2000-03	177
2. Kris Lambert, 1994-97	175
3. Kip Wells, 1996-98	162
4. Brett Bergman, 1995-98	158
5. Josh Scott, 1998-01	150
6. Matthew Marcom, 1995-98	144
Aaron Lineveaver, 1993-95	144
8. Trey Taylor, 2002-05	143
9. Nick Lewis, 2014-17	129
10. Sean Walker, 2002-05	125

## BIG 12 CAREER

1. Steven White, 2000-03	97
2. Kendal Volz, 2007-09	85
3. Josh Scott, 1998-01	81
4. Mason Marriott, 2022-24	80
5. Jason Jennings, 1997-99	77
6. Nick Lewis, 2014-17	67
7. Willie Kempf, 2007-10	65
8. Justin Taylor, 1999-02	64
9. Kip Wells, 1997-98	63
10. Shawn Tolleson, 2008-10	62

## STRIKEOUT-TO-WALK-RATIO

### SEASON, STARTERS (SINCE 1968)

1. Dillon Newman, 2013	10.40
2. Tyler Thomas, 2022	5.67
Steve Stuart, 1971	4.90
4. Logan Verrett, 2010	4.22
5. Chad Hawkins, 1999	4.00
Hayden Kettler, 2021	4.00
7. Josh Scott, 1999	3.79
8. Josh Turley, 2012	3.76
9. Rick Dusek, 1970	3.64
10. Tyler Bremer, 2012	3.57

### BIG 12 SEASON, STARTERS

1. Dillon Newman, 2013	13.00
2. Josh Turley, 2012	4.75
3. Tyler Thomas, 2022	4.25
4. Logan Verrett, 2010	4.14
5. Hayden Kettler, 2021	4.13
6. Kendal Volz, 2007	4.00
Max Garner, 2013	4.00
8. Jason Jennings, 1999	3.96
9. Josh Turley, 2011	3.89
10. Cody Bradford, 2018	3.77

### SEASON, RELIEVERS (SINCE 1968)

1. Alex Phillips, 2018	6.43
2. Joe Heineman, 2018	6.20
3. Kyle Edens, 2002	5.80
4. Drew Robertson, 2018	5.50
5. Zane Carlson, 2003	5.07
6. Troy Montemayor, 2018	4.80
7. Tim Matthews, 2008	4.44
8. Dillon Newman, 2012	4.00
9. Luke Boyd, 2021	3.91
10. Ryan LaMotta, 2005	3.90

### BIG 12 SEASON, RELIEVERS

1. Gabe Craig, 2025	31.00
2. Troy Montemayor, 2018	9.00
3. Alex Phillips, 2018	8.50
4. Grant Golomb, 2022	6.00
5. Kyle Hill, 2019	5.66
6. Joe Heineman, 2018	5.33
7. Ryan LaMotta, 2005	5.14
8. Nick Cassavechia, 2007	4.40
9. Luke Boyd, 2021	4.20
10. Four Players	4.00

### CAREER (SINCE 1968)

MIN. 100.0 INNINGS	
1. Dillon Newman, 2011-14	3.76
2. Rick Dusek, 1968-70	3.58
3. Logan Verrett, 2009-11	3.52
4. Chad Hawkins, 1999-00	3.40
5. Kyle Edens, 1999-02	3.32
6. Ethan Calder, 2023-present	3.29
7. Zane Carlson, 2000-04	3.17
8. Josh Turley, 2010-12	3.13
9. Jason Jennings, 1997-99	3.02
10. Joe Wharton, 1992-93	2.81

### BIG 12 CAREER

MIN. 30.0 INNINGS	
1. Aaron Miller, 2007-09	3.77
2. Max Garner, 2009-13	3.48
3. Nick Cassavechia, 2005-08	3.40
4. Logan Verrett, 2009-11	3.39
Crayton Bare, 2010-13	3.31
6. Josh Turley, 2010-12	3.11
7. Dillon Newman, 2011-14	3.05
8. Grant Golomb, 2022-24	3.00
8. Kendal Volz, 2007-09	2.89
9. Jason Jennings, 1997-99	2.88

# PITCHING LEADERS

## WALKS

SEASON	
1. Jaime Coacanower, 1978	76
2. Sammy Bickham, 1977	68
3. Mark McCormick, 2005	66
4. Ken Patterson, 1984	63
5. Steven White, 2001	61
6. Ken Patterson, 1985	60
7. Aaron Lineweaver, 1993	56
8. Scott Ruffcorn, 1989	55
Tyler Thomas, 2018	55
10. Jason Jennings, 1998	53

## BIG 12 SEASON

1. Steven White, 2001	41
2. Kip Wells, 1997	35
3. Jason Jennings, 1998	34
4. Steven White, 2003	30
5. Mason Marriott, 2023	29
6. Chad Hawkins, 2000	28
Collin McKinney, 2024	28
8. Mason Marriott, 2024	27
9. Steven White, 2002	26
Mark McCormick, 2005	26
Cory VanAllen, 2006	26

## CAREER

1. Steven White, 2000-03	185
2. Kris Lambert, 1994-97	154
3. Mark McCormick, 2003-05	152
4. Jason Rathbun, 1991-93	137
Aaron Lineweaver, 1993-95	137
6. Scott Ruffcorn, 1989-91	136
7. Kip Wells, 1996-98	133
8. Jerry Arnold, 1979-82	132
9. Glenn Nevill, 1988-91	130
Trey Taylor, 2002-05	130

## BIG 12 CAREER

1. Steven White, 2000-03	103
2. Jason Jennings, 1997-99	74
3. Mason Marriott, 2022-24	71
4. Willie Kempf, 2007-10	62
5. Josh Scott, 1998-01	61
6. Trey Taylor, 2002-05	60
7. Kip Wells, 1997-98	58
8. Justin Taylor, 1999-02	56
9. Ryan LaMotta, 2003-06	55
10. Tyler Thomas, 2018-22	54

## STRIKEOUTS

SEASON		
1. Jason Jennings, 1999	172	
2. Kip Wells, 1998	135	
3. Steven White, 2003	130	
4. Jason Jennings, 1998	126	
5. Mark McCormick, 2005	115	
6. Josh Scott, 1999	110	
7. Chad Hawkins, 1999	108	
8. Chad Hawkins, 2000	106	
9. Jared Theodorakos, 2002	105	
10. Kris Lambert, 1997	104	

## BIG 12 SEASON

1. Jason Jennings, 1999	91
2. Jason Jennings, 1998	76
3. Kip Wells, 1998	75
4. Kris Lambert, 1997	65
Steven White, 2003	65
6. Chad Hawkins, 2000	63
7. Mark McCormick, 2005	59
Kendal Volz, 2009	59
9. Kendal Volz, 2008	58
Chad Hawkins, 1999	58
Logan Verrett, 2010	58

## CAREER

1. Jason Jennings, 1997-99	377
2. Steven White, 2000-03	320
3. Kris Lambert, 1994-97	292
4. Kip Wells, 1996-98	288
5. Josh Scott, 1998-01	285
6. Ryan LaMotta, 2003-06	259
7. Logan Verrett, 2009-11	257
8. Trey Taylor, 2002-05	253
9. Willie Kempf, 2007-10	232
10. Justin Taylor, 1999-02	229
Tyler Thomas, 2018-22	229

## BIG 12 CAREER

1. Jason Jennings, 1997-99	213
2. Steven White, 2000-03	158
3. Kendal Volz, 2007-09	153
4. Logan Verrett, 2009-11	149
5. Josh Scott, 1998-01	130
6. Kip Wells, 1997-98	129
7. Willie Kempf, 2007-10	128
8. Chad Hawkins, 1999-00	121
9. Justin Taylor, 1999-02	116
10. Ryan LaMotta, 2003-06	113

## STRIKEOUTS IN RELIEF

SEASON (SINCE 1968)		
1. Ryan LaMotta, 2005	82	
2. Jason Jennings, 1997	79	
3. Nick Cassavechia, 2007	72	
4. Zane Carlson, 2003	69	
5. Kyle Edens, 2002	58	
Paul Thorp, 2002	58	
7. Ryan LaMotta, 2004	55	
8. Crayton Bare, 2013	54	
Kyle Hill, 2017	54	
10. Frank Foltyn, 1989	53	

## BIG 12 SEASON

1. Jason Jennings, 1997	46
2. Nick Cassavechia, 2007	44
3. Ryan LaMotta, 2005	36
4. Crayton Bare, 2013	32
5. Gabe Craig, 2025	31
6. Kyle Edens, 2002	29
7. Zane Carlson, 2000	26
Willie Kempf, 2007	26
9. Justin Taylor, 1999	25
Aaron Miller, 2009	25

## CAREER (SINCE 1990)

1. Zane Carlson, 2000-04	223
2. Ryan LaMotta, 2003-06	197
3. Frank Foltyn, 1989-92	143
4. Kyle Hill, 2016-2019	138
5. Kyle Edens, 1999-02	131
6. Nick Cassavechia, 2005-08	125
7. Abe Woody, 2003-05	118
8. Paul Thorp, 2000-02	113
Justin Taylor, 1999-02	113
10. Luke Boyd, 2017-21	111

## BIG 12 CAREER

1. Zane Carlson, 2000-04	89
2. Nick Cassavechia, 2005-08	68
3. Ryan LaMotta, 2003-06	77
4. Willie Kempf, 2007-10	50
5. Jason Jennings, 1997-99	46
6. Gabe Craig, 2023-25	44
7. Crayton Bare, 2010-13	43
8. Kyle Edens, 1999-02	42
9. Paul Thorp, 2000-02	40
10. Abe Woody, 2003-05	39
Justin Taylor, 1999-02	39

## WILD PITCHES

SEASON (SINCE 1983)		
1. Jason Jennings, 1998	15	
2. Chad Hawkins, 1999	14	
Drew Tolson, 2016	14	
3. Zane Carlson, 2001	13	
5. Brett Bergman, 1998	12	
Jason Jennings, 1999	12	
7. Ken Patterson, 1984	11	
Kip Wells, 1998	11	
Justin Taylor, 2002	11	
Andrew McInvale, 2016	11	

## BIG 12 SEASON

1. Kris Lambert, 1997	8
Kyle Edens, 2002	8
3. Kip Wells, 1997	7
Mark McCormick, 2005	7
Trey Taylor, 2005	7
6. 10 times	6

## CAREER (SINCE 1983)

1. Zane Carlson, 2000-04	36
2. Steven White, 2000-03	34
3. Kris Lambert, 1994-97	30
4. Sean Walker, 2002-05	27
Trey Taylor, 2002-05	27
6. Glenn Nevill, 1988-91	26
7. Mason Marriott, 2022-24	25
8. Justin Taylor, 1999-02	22
Mark McCormick, 2003-05	22
Craig Fritsch, 2008-10	22

## BIG 12 CAREER

1. Mason Marriott, 2022-24	18
2. Steven White, 2000-03	16
Zane Carlson, 2000-04	16
4. Jason Jennings, 1997-99	14
Justin Taylor, 1999-02	14
Daniel Castano, 2014-16	14
7. Kip Wells, 1997-98	13
8. Mark McCormick, 2003-05	12
Drew Tolson, 2013-16	12
Mason Marriott, 2022-present	12



# PITCHING LEADERS

## HIT BATSMEN

SEASON (SINCE 1983)	
1. Steven White, 2003	20
2. Shawn Tolleson, 2008	16
3. Abe Woody, 2003	15
4. Glenn Nevill, 1990	14
Max Garner, 2012	14
6. Shawn Tolleson, 2010	13
7. Chad Hawkins, 1999	11
Drew Leach, 2024	11
9. Nine times	10

## BIG 12 SEASON

1. Shawn Tolleson, 2008	11
2. Abe Woody, 2003	9
Kobe Andrade, 2022	9
Mason Marriott, 2024	9
5. Steven White, 2003	8
Shawn Tolleson, 2010	8
Drew Leach, 2024	8
8. Jeff Mandel, 2007	7
Max Garner, 2012	7
10. 12 times	6

## CAREER (SINCE 1983)

1. Shawn Tolleson, 2008-10	35
2. Steven White, 2000-03	34
3. Hayden Kettler, 2017-21	32
4. Max Garner, 2009-13	30
5. Abe Woody, 2003-05	26
6. Jared Theodorakos, 2000-04	24
Nick Cassavechia, 2005-08	24
Craig Fritsch, 2008-10	24
9. Glenn Nevill, 1988-91	23
Willie Kempf, 2007-10	23

## BIG 12 CAREER

1. Shawn Tolleson, 2008-10	24
2. Abe Woody, 2003-05	17
Max Garner, 2009-13	17
4. Willie Kempf, 2007-10	16
Craig Fritsch, 2008-10	16
Mason Marriott, 2022-24	16
7. Kendal Volz, 2007-09	14
8. Steven White, 2000-03	13
9. Jeff Mandel, 2004-07	12
10. Max Garner, 2009-12	11

## FEWEST HITS ALLOWED

PER 9 INNINGS	
SEASON, STARTERS (SINCE 1968)	
1. Sammy Bickham, 1977	4.91
2. Jaime Cocanower, 1977	5.42
3. Mark McCormick, 2005	5.83
4. Scott Ruffcorn, 1991	5.87
5. Burl Coker, 1978	5.95
6. Jason Jennings, 1999	6.26
7. Tyler Thomas, 2018	6.41
8. Shane Nolen, 1977	6.70
9. Andy Beene, 1979	6.71
10. Bruce Aguilar, 1988	6.88

## BIG 12 SEASON, STARTERS

1. Mark McCormick, 2005	5.43
2. Jason Jennings, 1999	6.06
3. Steven White, 2001	6.62
4. Trent Blank, 2012	7.10
5. Logan Verrett, 2010	7.24
6. Chad Hawkins, 2000	7.38
7. Kyle Evans, 2000	7.41
Cody Bradford, 2018	7.41
8. Kip Wells, 1998	7.88
9. Cory VanAllen, 2005	7.93
10. Trey Taylor, 2004	8.22

## SEASON, RELIEVERS (SINCE 1968)

1. Kyle Hill, 2019	3.09
2. Gabe Craig, 2025	3.65
3. Kyle Hill, 2018	4.89
4. Crayton Bare, 2012	5.40
5. Zane Carlson, 2000	5.82
6. Troy Montemayor, 2016	5.87
7. Alan McKay, 1983	5.95
8. Kolt Browder, 2012	6.00
9. Jason Jennings, 1997	6.16
10. Kyle Ott, 2016	6.26

## BIG 12 SEASON, RELIEVERS

1. Troy Montemayor, 2016	3.18
2. Gabe Craig, 2025	3.43
3. Kyle Hill, 2019	3.44
4. Troy Montemayor, 2017	4.09
5. Zane Carlson, 2000	4.44
6. Jake Weghorst, 2006	5.06
7. Caleb Bunch, 2025	5.54
8. Willie Kempf, 2007	5.68
9. Mace Thurman, 2008	5.74
10. Brooks Pinckard, 2010	6.11

## CAREER (SINCE 1968)

MIN. 100.0 INNINGS	
1. Abe Woody, 2003-05	6.83
2. Mark McCormick, 2003-05	6.86
3. Tyler Thomas, 2018-22	7.03
4. Scott Ruffcorn, 1989-91	7.07
5. Pat Combs, 1987-88	7.09
6. Andy Beene, 1976-79	7.32
7. Burl Coker, 1975-78	7.38
8. Stan Hilton, 1982-83	7.41
9. Jason Jennings, 1997-99	7.44
10. Brent Bearden, 1993-94	7.55

## BIG 12 CAREER

MIN. 30.0 INNINGS	
1. Mark McCormick, 2003-05	7.03
2. Abe Woody, 2003-05	7.61
3. Jason Jennings, 1997-99	7.75
4. Chad Hawkins, 1999-00	7.97
5. Troy Montemayor, 2015-18	8.10
Kyle Evans, 1998-00	8.10
7. Matthew Marcom, 1997-98	8.20
8. Max Garner, 2009-13	8.24
9. Crayton Bare, 2010-13	8.30
10. Ryan LaMotta, 2003-06	8.42

## STRIKEOUTS PER 9 INNINGS

SEASON, STARTERS (SINCE 1968)	
1. Collin McKinney, 2024	10.87
2. Paul Dickens, 2019	10.85
3. Kendal Volz, 2008	10.83
4. Jason Jennings, 1999	10.55
5. Jared Theodorakos, 2002	10.27
6. Will Rigney, 2022	10.04
7. Tyler Thomas, 2022	9.96
8. Shawn Tolleson, 2010	9.86
9. Kip Wells, 1998	9.82
10. Jason Jennings, 1998	9.69

## BIG 12 SEASON, STARTERS

1. Paul Dickens, 2019	12.31
2. Kendal Volz, 2008	11.77
3. Jason Jennings, 1999	11.02
4. Collin McKinney, 2024	10.91
5. Kip Wells, 1998	10.55
6. Steven White, 2003	10.14
7. Willie Kempf, 2009	10.06
8. Mark McCormick, 2005	10.02
9. Jared Theodorakos, 2002	9.80
10. Josh Scott, 1999	9.73

## SEASON, RELIEVERS (SINCE 1968)

1. Gabe Craig, 2025	14.34
2. Jason Jennings, 1997	14.31
3. Luke Boyd, 2021	13.66
4. Brett Garcia, 2023	13.29
5. Trey Taylor, 2002	12.96
6. Nick Cassavechia, 2007	12.46
7. Zane Carlson, 2004	11.76
8. Kolt Browder, 2010	11.71
9. Logan Verrett, 2009	11.65
10. Josh Scott, 1998	11.56

## BIG 12 SEASON, RELIEVERS

1. Gabe Craig, 2025	15.50
2. Luke Boyd, 2021	15.32
3. Jason Jennings, 1997	13.49
4. Nick Cassavechia, 2007	13.35
5. Aaron Miller, 2009	12.97
6. Zane Carlson, 2004	12.66
7. Kyle Hill, 2019	11.68
8. Joe Heineman, 2018	11.68
9. Drew Leach, 2024	11.57
Ryan LaMotta, 2005	11.57

# YEARLY PITCHING LEADERS

## EARNED RUN AVERAGE

### MIN. 1.0 IP PER TEAM GAME

YEAR	PLAYER	ERA
1970	Dave Dories	2.03
1971	Rickie Fox	1.95
1972	Brad Sheffield	3.95
1973	John Dennenny	1.08
1974	John Sherman	2.71
1975	Dub Kilgo	3.39
1976	John Sherman	2.91
1977	Burl Coker	3.39
1978	Burl Coker	1.64
1979	Michael Roberts	2.45
1980	Jerry Arnold	3.42
1981	John Walker	2.14
1982	Steve Smith	1.72
1983	Alan McKay	2.51
1984	Don Dumas	5.24
1985	Don Dumas	2.38
1986	Ted Richardson	2.74
1987	Pat Combs	2.76
1988	Pat Combs	2.16
1989	Glenn Nevill	2.82
1990	Scott Ruffcorn	2.60
1991	Glenn Nevill	2.47
1992	Brian Carpenter	2.15
1993	Jeff Martin	2.48
1994	Brent Bearden	3.31
1995	Matthew Marcom	3.28
1996	Kris Lambert	3.67
1997	Jason Jennings	2.90
1998	Josh Scott	2.50
1999	Jason Jennings	2.58
2000	Chad Hawkins	1.82
2001	Justin Taylor	2.86
2002	Justin Taylor	3.82
2003	Ryan LaMotta	3.48
2004	Abe Woody	2.78
2005	Ryan LaMotta	2.15
2006	Randall Linebaugh	3.42
2007	Jeff Mandel	4.55
2008	Willie Kempf	3.69
2009	Kendal Volz	4.50
	Shawn Tolleson	4.50
2010	Willie Kempf	3.02
2011	Logan Verrett	2.93
2012	Josh Turley	1.96
2013	Dillon Newman	2.91
2014	Austin Stone	2.28
2015	Brad Kuntz	2.22
2016	Daniel Castano	4.64
2017	Montana Parsons	3.06
2018	Cody Bradford	2.51
2019	Jimmy Winston	4.30
2020	Paul Dickens	3.15
2021	Tyler Thomas	2.49
2022	Tyler Thomas	2.45
2023	Jared Matheson	3.89
2024	Ethan Calder	3.23
2025	Ethan Calder	5.18

## APPEARANCES

YEAR	PLAYER	APP
1970	Ricky Dusek	11
1971	Rickie Fox	11
1972	Jim Sanders	13
	Rick Vela	13
1973	Rickie Fox	16
1974	n/a	
1975	n/a	
1976	n/a	
1977	Sammy Bickham	18
	Burl Coker	18
1978	Mike Roberts	20
1979	Jon Perlman	17
	Mike Roberts	17
1980	three players	14
1981	Brent Rasner	17
1982	Paul Farmer	17
1983	Alan McKay	17
1984	Craig Gummelt	19
1985	Don Dumas	21
1986	Ted Richardson	22
1987	Robert Levens	16
1988	Pat Combs	19
	Jeff Kilgore	19
1989	Frank Foltny	25
1990	Frank Foltny	21
1991	Frank Foltny	24
1992	David Elsbernd	18
	Jason Rathburn	18
1993	Brent Bearden	21
	Joe Wharton	21
1994	Kris Lambert	22
1995	Matthew Marcom	27
1996	Matthew Marcom	23
1997	Jason Jennings	27
1998	Mark Outlaw	25
1999	Mark Outlaw	29
2000	Zane Carlson	24
2001	Paul Thorp	28
2002	Kyle Edens	35
2003	Zane Carlson	30
	Ryan LaMotta	30
2004	Ryan LaMotta	29
2005	Ryan LaMotta	36
	Abe Woody	36
2006	Nick Cassavechia	27
2007	Nick Cassavechia	30
2008	Nick Cassavechia	20
	Mace Thurman	20
2009	Logan Verrett	20
	Craig Fritsch	20
2010	Josh Turley	26
2011	Max Garner	29
2012	Crayton Bare	24
2013	Crayton Bare	27
2014	Doug Ashby	31
2015	Joe Kirkland	25
2016	Joe Heineman	28
2017	Kyle Hill	30
2018	Drew Robertson	28
2019	Ryan Leckich	29
2020	Luke Boyd	9
	Logan Freeman	9
2021	Ryan Leckich	25
2022	Matt Voelker	23
2023	Anderson Needham	24
	Hambleton Oliver	24
2024	Kobe Andrade	23
2025	Gabe Craig	24

## GAMES STARTED

YEAR	PLAYER	GS
1970	Ricky Dusek	9
1971	Rickie Fox	11
1972	Steve Stuart	11
1973	Jim Sanders	10
1974	n/a	
1975	n/a	
1976	n/a	
1977	Sammy Bickham	17
1978	Jaime Cocanower	13
	Shane Nolen	13
1979	Jon Perlman	16
1980	Jerry Arnold	13
1981	Tim McLean	10
1982	Jerry Arnold	13
1983	Steve Smith	13
1984	Alan Koonce	12
1985	Blaine Beatty	13
	Kenneth Patterson	13
1986	Blaine Beatty	14
1987	Pat Combs	12
1988	Pat Combs	14
1989	Bruce Aguilar	15
1990	Scott Ruffcorn	14
1991	three players	12
1992	Brian Carpenter	16
1993	Aaron Lineweaver	16
1994	Brent Bearden	15
1995	Kris Lambert	15
1996	Kris Lambert	14
1997	Kris Lambert	16
1998	Kip Wells	19
1999	Jason Jennings	18
2000	three players	16
2001	Josh Scott	15
	Steven White	15
2002	Justin Taylor	18
2003	Steven White	19
2004	Sean Walker	15
	Trey Taylor	15
2005	Mark McCormick	20
2006	Cory VanAllen	16
2007	Jeff Mandel	16
2008	Shawn Tolleson	14
2009	Kendal Volz	12
2010	Logan Verrett	14
2011	Logan Verrett	15
2012	Josh Turley	17
2013	Max Garner	14
2014	Dillon Newman	14
2015	Drew Tolson	15
2016	Daniel Castano	14
	Drew Tolson	14
2017	Montana Parsons	15
2018	Hayden Kettler	16
2019	Paul Dickens	13
2020	Paul Dickens	4
	Hayden Kettler	4
2021	Blake Helton	13
2022	Jake Jackson	10
2023	Mason Marriott	14
2024	Mason Marriott	14
	Collin McKinney	14
2025	Ethan Calder	15

## WINS

YEAR	PLAYER	W
1970	Ricky Dusek	5
1971	Rickie Fox	6
1972	Jim Sanders	4
1973	Rickie Fox	6
1974	John Sherman	7
1975	Dub Kilgo	6
1976	Michael Roberts	6
1977	Sammy Bickham	10
	Burl Coker	10
1978	Burl Coker	9
1979	Jon Perlman	12
1980	Lee Tunnell	8
1981	Brent Rasner	5
1982	Steve Smith	5
1983	Stan Hilton	8
1984	Alan Koonce	5
	Ken Patterson	5
1985	Blaine Beatty	10
1986	Blaine Beatty	10
1987	Pat Combs	9
1988	Bruce Aguilar	7
	Pat Combs	7
1989	Glenn Nevill	7
1990	Scott Ruffcorn	9
1991	Frank Foltny	9
1992	Brian Carpenter	8
1993	Joe Wharton	10
1994	Brent Bearden	7
1995	Tim Peters	7
1996	Kris Lambert	10
1997	Kris Lambert	8
1998	Kip Wells	13
1999	Jason Jennings	13
2000	Kyle Evans	11
	Chad Hawkins	11
2001	Steven White	10
2002	Justin Taylor	9
2003	Steven White	9
2004	Trey Taylor	6
2005	Abe Woody	10
2006	Cory VanAllen	8
2007	Jeff Mandel	7
2008	Willie Kempf	6
	Shawn Tolleson	6
2009	Logan Verrett	7
2010	Willie Kempf	9
2011	Logan Verrett	7
2012	Trent Blank	11
2013	Crayton Bare	6
2014	Dillon Newman	5
	Daniel Castano	5
2015	three players	4
2016	Drew Tolson	6
2017	Nick Lewis	6
2018	Hayden Kettler	8
2019	Paul Dickens	6
	Kyle Hill	6
2020	Hayden Kettler	3
2021	Jimmy Winston	6
2022	four players	4
2023	Cole Stasio	4
2024	Ethan Calder	5
2025	Lucas Davenport	4



# YEARLY PITCHING LEADERS

## SAVES

YEAR	PLAYER	SV
1970	Rick Dusek	3
1971	Thomas Kelly	3
1972	Rick Vela	3
1973	James Sanders	1
	Rick Vela	1
1974	John Denny	2
	Rickie Fox	2
1975	Harry Shipley	4
1976	Don Brazell	2
1977	Don Brazell	2
1978	Burl Coker	2
	Michael Roberts	2
1979	Michael Roberts	5
1980	Jerry Arnold	1
	Brent Rasner	1
1981	Paul Farmer	1
1982	Craig Hall	3
	Brent Rasner	3
1983	Alan McKay	7
1984	Four players	1
1985	Don Dumas	4
1986	Blaine Beatty	3
1987	Randy Swanberg	3
1988	Pat Combs	2
1989	Frank Foltyn	5
1990	Brian Carpenter	5
1991	Scott Rathbun	3
1992	Joe Wharton	4
1993	Brent Bearden	3
1994	three players	1
1995	Matthew Marcom	5
1996	Brett Bergman	3
1997	Jason Jennings	10
1998	Michael Bradford	3
	Matthew Marcom	3
1999	Chad Hawkins	3
2000	Zane Carlson	15
2001	Zane Carlson	8
2002	Kyle Edens	14
2003	Zane Carlson	11
2004	Abe Woody	5
2005	Abe Woody	11
2006	Nick Cassavechia	8
	Jeff Mandel	8
2007	Nick Cassavechia	11
2008	Nick Cassavechia	5
2009	Logan Verrett	3
2010	Brooks Pinckard	12
2011	Max Garner	8
2012	Max Garner	10
2013	Crayton Bare	5
	Ryan Smith	5
2014	Josh Michalec	21
2015	Sean Spicer	8
2016	Troy Montemayor	14
2017	Troy Montemayor	12
2018	Troy Montemayor	11
2019	Kyle Hill	7
2020	Luke Boyd	6
2021	Luke Boyd	8
2022	Mason Marriott	5
2023	Hambleton Oliver	5
2024	Ethan Calder	2
	Kobe Andrade	2
2025	Gabe Craig	10

## INNINGS

YEAR	PLAYER	IP
1970	Ricky Dusek	70.0
1971	Rickie Fox	73.2
1972	Jim Sanders	76.1
1973	Jim Sanders	64.0
1974	Dub Kilgo	81.0
1975	Dub Kilgo	92.2
1976	Burl Coker	72.2
1977	Burl Coker	103.0
1978	Burl Coker	87.2
1979	Jon Perlman	104.1
1980	Lee Tunnell	88.2
1981	Jerry Arnold	65.1
1982	Jerry Arnold	71.0
1983	Steve Smith	80.2
1984	Alan Koonce	77.0
1985	Blaine Beatty	87.2
1986	Blaine Beatty	114.0
1987	Pat Combs	88.0
1988	Pat Combs	100.0
1989	Bruce Aguilar	89.0
1990	Scott Ruffcorn	93.1
1991	Glenn Nevill	94.2
1992	Brian Carpenter	121.1
1993	Aaron Lineweaver	104.2
1994	Brent Bearden	92.1
1995	Tim Peters	103.0
1996	Kris Lambert	108.0
1997	Kris Lambert	109.2
1998	Kip Wells	123.2
1999	Jason Jennings	146.2
2000	Chad Hawkins	123.1
2001	Steven White	98.0
2002	Justin Taylor	117.2
2003	Steven White	129.0
2004	Trey Taylor	91.0
2005	Mark McCormick	112.2
2006	Ryan LaMotta	99.0
2007	Jeff Mandel	97.0
2008	Shawn Tolleson	78.1
2009	Kendal Volz	86.0
2010	Logan Verrett	90.2
2011	Logan Verrett	101.1
2012	Josh Turley	110.0
2013	Dillon Newman	77.1
2014	Dillon Newman	76.0
2015	Drew Tolson	91.0
2016	Daniel Castano	87.1
2017	Montana Parsons	88.1
2018	Cody Bradford	96.2
2019	Paul Dickens	79.2
2020	Hayden Kettler	21.1
2021	Tyler Thomas	65.0
2022	Jake Jackson	57.1
2023	Mason Marriott	58.2
2024	Mason Marriott	69.2
2025	Ethan Calder	73.0

## STRIKEOUTS

YEAR	PLAYER	K
1970	Rick Dusek	40
1971	Steve Stuart	49
1972	Jim Sanders	47
1973	Jim Sanders	46
1974	Dub Kilgo	50
1975	Dub Kilgo	66
1976	Andy Beene	60
1977	Sammy Bickham	86
1978	Jaime Cocanower	46
1979	Andy Beene	51
1980	Lee Tunnell	51
1981	Lee Tunnell	40
1982	Jerry Arnold	58
1983	Alan Koonce	59
1984	Ken Patterson	42
1985	Blaine Beatty	71
1986	Blaine Beatty	79
1987	Pat Combs	88
1988	Pat Combs	97
1989	Bruce Aguilar	77
1990	Scott Ruffcorn	78
1991	Glenn Nevill	72
1992	Brian Carpenter	82
1993	Joe Wharton	85
1994	Brent Bearden	61
1995	Tim Peters	68
1996	Kris Lambert	81
1997	Kris Lambert	104
1998	Kip Wells	135
1999	Jason Jennings	172
2000	Chad Hawkins	106
2001	Steven White	80
2002	Jared Theodorakos	105
2003	Steven White	130
2004	Trey Taylor	62
2005	Mark McCormick	115
2006	Randall Linebaugh	65
2007	Jeff Mandel	77
2008	Kendal Volz	85
2009	Kendal Volz	78
2010	Logan Verrett	97
2011	Logan Verrett	96
2012	Josh Turley	79
2013	Max Garner	64
2014	Dillon Newman	56
2015	Drew Tolson	45
	Daniel Castano	45
2016	Daniel Castano	63
2017	Montana Parsons	71
2018	Cody Bradford	87
2019	Paul Dickens	96
2020	Paul Dickens	25
2021	Tyler Thomas	66
2022	Tyler Thomas	51
2023	Blake Helton	51
2024	Mason Marriott	65
2025	Ethan Calder	64

# FIELDING LEADERS

## PUTOUTS

### SEASON

1.	Max Muncy, 2012
2.	Kyle Reynolds, 2005
3.	Mike Huggins, 2002
4.	Max Muncy, 2010
5.	Charley Carter, 1998
6.	Max Muncy, 2011
7.	Mike Huggins, 2000
8.	Matt Williams, 1999
9.	Keith Shepherd, 1986
10.	Kevin Ellis, 1991

### BIG 12 SEASON

1.	Mike Huggins, 2000
2.	Max Muncy, 2011
3.	Kyle Reynolds, 2005
4.	Charley Carter, 1998
5.	Mike Huggins, 2002
6.	Max Muncy, 2012
7.	Max Muncy, 2010
8.	Matt Williams, 1999
9.	Miller Huggins, 2001
10.	Chad Polk, 1997

## ASSISTS

### SEASON

1.	Paul Witt, 2005
2.	Trevor Mote, 2001
3.	Eric Nelson, 1999
4.	Trey Webb, 2002
5.	Michael Griffin, 2005
6.	Jace Brewer, 2000
	Jake Miller, 2013
8.	Jake Miller, 2012
9.	Eric Nelson, 1998
10.	Beamer Weems, 2008

### BIG 12 SEASON

1.	Jace Brewer, 2000
2.	Travis Sanders, 2025
3.	Tyriq Kemp, 2025
4.	Eric Nelson, 1997
5.	Trevor Mote, 2001
6.	Paul Witt, 2005
7.	Raynor Campbell, 2010
	Jake Miller, 2013
9.	Beamer Weems, 2008
10.	Landis Ware, 2011

## ERRORS

### SEASON

1.	Brent Shepherd, 1994
2.	Mark Saccomanno, 2001
3.	Steve Kliafas, 1988
	Paul Witt, 2005
5.	Manuel Ordonez, 1978
	Brad Meyer, 1986
	Trey Webb, 2002
	Trey Webb, 2003
	Jake Miller, 2012
10.	Seven times

### BIG 12 SEASON

1.	Mark Saccomanno, 2001
2.	Kyle Reynolds, 2004
3.	Paul Witt, 2003
4.	Trey Webb, 2002
5.	Preston Underdown, 1997
	Jace Brewer, 2000
	Michael Griffin, 2004
	Pearson Riebock, 2025
8.	Eric Nelson, 1997
	Michael Griffin, 2002
	Trey Webb, 2003
	Jake Miller, 2012

### CAREER

1.	Max Muncy, 2010-12	1,656
2.	Mike Huggins, 2000-02	1,498
3.	Aaron Dodson, 2014-17	1,365
4.	Luke Prestridge, 1976-79	1,312
5.	Shea Langeliers, 2017-19	1,187
6.	Gregg Glime, 2007-10	1,171
7.	Chase Wehsener, 2018-22	1,112
8.	Keith Shepherd, 1983-86	1,065
9.	Andy Thomas, 2017-21	1,037
10.	Josh Ford, 2002-05	967

### BIG 12 CAREER

1.	Mike Huggins, 2000-02	721
2.	Max Muncy, 2010-12	704
3.	Gregg Glime, 2007-10	564
4.	Shea Langeliers, 2017-19	528
5.	Aaron Dodson, 2014-17	498
6.	Cortlan Castle, 2022-25	447
7.	Kelly Shoppach, 1999-01	403
8.	Dustin Dickerson, 2007-09	371
	Chase Wehsener, 2018-22	371
10.	Andy Thomas, 2017-21	361

### CAREER

1.	Mike Bohny, 1991-94	566
2.	Josh Bissonette, 2016-19	536
3.	Eric Nelson, 1996-99	517
4.	Paul Witt, 2002-05	512
5.	Beamer Weems, 2006-08	507
6.	Brad Meyer, 1984-87	505
7.	Jake Miller, 2010-13	492
8.	Brian Black, 1990-93	478
9.	Preston Underdown, 1997-00	460
10.	Landis Ware, 2008-11	458

### BIG 12 CAREER

1.	Eric Nelson, 1997-99	233
2.	Josh Bissonette, 2016-19	232
3.	Paul Witt, 2002-05	218
4.	Landis Ware, 2008-11	213
5.	Beamer Weems, 2006-08	211
6.	Preston Underdown, 1997-00	206
7.	Jake Miller, 2010-13	199
8.	Raynor Campbell, 2007-10	195
9.	Shaver Hansen, 2007-09	178
10.	Lawton Langford, 2010-14	172

### CAREER

1.	Mike Bohny, 1991-94	65
2.	Matt Williams, 1998-01	62
3.	Paul Witt, 2002-05	59
4.	Michael Griffin, 2002-05	57
5.	Brent Shepherd, 1991-94	54
	Preston Underdown, 1997-00	54
7.	Brad Meyer, 1984-87	53
	Eric Nelson, 1996-99	53
9.	Mike Briley, 1988-91	49
10.	Jake Miller, 2010-13	48

### BIG 12 CAREER

1.	Preston Underdown, 1997-00	28
	Michael Griffin, 2002-05	28
3.	Paul Witt, 2002-05	27
4.	Jake Miller, 2010-13	24
5.	Eric Nelson, 1997-99	23
6.	Matt Williams, 1998-01	22
	Trey Webb, 2001-03	22
	Mark Saccomanno, 1999-03	22
9.	Kyle Reynolds, 2003-05	21
	Shaver Hansen, 2007-09	21

# TEAM GAME RECORDS

## BATTING

### PLATE APPEARANCES

Game:	* 87 at Houston [22 inn.] (2/21/1999)
Big 12 Game:	62 vs. Texas [13 inn.] (4/13/2006)

\* - second-highest total in NCAA history

### AT BATS

Game:	* 75 at Houston [22 inn.] (2/21/1999)
Big 12 Game:	54 vs. TCU [15 inn.] (4/20/2013)

\* - fourth-highest total in NCAA history

### HITS

Game:	32 vs. Howard Payne (4/21/1999)
Big 12 Game:	24 at Kansas State (4/27/2018)

### RUNS

Inning:	17 vs. K-State [5th] (5/9/2021)
Big 12 Inning:	17 vs. K-State [5th] (5/9/2021)
Game:	32 vs. Rice (1937)
	32 vs. Minnesota (3/23/1986)
Road Game:	25 at Texas State (4/23/2008)
Big 12 Game:	23 vs. K-State (5/9/2021)
	vs. Iowa State (3/29/1998)

### DOUBLES

Game:	* 11 vs. Hardin-Simmons (3/24/1998)
Road Game:	10 at Texas State (4/23/2008)
	10 at UCLA (2/24/2012)
Big 12 Game:	8 vs. Missouri (3/3/2001)
	8 at Oklahoma State (4/11/2003)

\* - tied for seventh-most in NCAA history

### TRIPLES

Game:	3 vs. Sam Houston State (3/18/1986)
	3 at Rice (3/23/1991)
	3 vs. Oklahoma State (4/6/2002)
	3 vs. UTSA (2/20/2007)
	3 vs. Texas Southern (3/20/2007)
	3 vs. Illinois-Chicago (3/12/2010)
	3 vs. Sam Houston State (4/20/2010)
	3 at UT Arlington (4/12/2011)
	3 vs. Kansas (3/24/2018)
Big 12 Game:	3 vs. Oklahoma State (4/6/2002)
	3 vs. Kansas (3/24/2018)

### HOME RUNS

Game:	8 vs. UTSA (4/20/1999)
	8 at Kansas (4/5/2009)
Big 12 Game:	8 at Kansas (4/5/2009)

### RUNS BATTED IN

Game:	29 vs. Minnesota (3/23/1986)
Big 12 Game:	21 vs. K-State (5/9/2021)
	Iowa State (3/29/1998)

### TOTAL BASES

Game:	63 vs. Howard Payne (4/21/1999)
Big 12 Game:	47 at Kansas (4/5/2009)

### STOLEN BASES

Game:	9 vs. St. Mary's (2/11/1992)
Big 12 Game:	7 vs. Missouri (4/13/1997)

### WALKS

Game:	17 at Mississippi State (3/9/2008)
Home Game:	16 vs. Oral Roberts (3/11/2000)
Big 12 Game:	13 at Oklahoma State (3/7/1999)

### STRIKEOUTS

Game:	19 vs. Texas A&M (3/29/1957)
Big 12 Game:	18 vs. Texas [13 inn.] (4/13/2006)

### FEWEST STRIKEOUTS

Game:	0, several times
Big 12 Game:	0 at Texas (5/3/2008)

### HIT BATSMEN

Inning:	4 vs. Kansas State (4/10/2005)
Game:	* 10 at TCU (3/6/2012)
Big 12 Game:	6 vs. Oklahoma (4/14/2013)

\* - tied for NCAA record

## PITCHING

### INNINGS PITCHED

Game:	22.0 at Houston (2/21/1999)
Big 12 Game:	14.2 at TCU (4/20/2013)

### STRIKEOUTS

Game:	20 at Houston [22 inn.] (2/21/1999)
Big 12 Game:	18 at Oklahoma State [11 inn.] (3/24/2023)

### WALKS

Game:	17 vs. Texas Tech (3/23/1996)
Big 12 Game:	14 vs. Oklahoma (4/7/2023)

### HOME RUNS ALLOWED

Big 12 Game:	7 at Oklahoma (2/28/1998)
	7 vs. Oklahoma State (5/12/2018)

### WILD PITCHES

Big 12 Game:	5 at Oklahoma (2/27/1998)
--------------	---------------------------

### HIT BATSMEN

Game:	6 at Duke (2/24/2023)
Big 12 Game:	5 vs. Missouri (4/19/2003)
	5 vs. Texas A&M [11 inn.] (3/20/2008)
	5 vs. Kansas [11 inn.] (3/28/2010)

## FIELDING

### TOTAL CHANCES

Game:	* 97 at Houston [22 inn.] (2/21/1999)
Big 12 Game:	68 vs. Kansas [14 inn.] (3/28/2010)

\* - tied for seventh-best total in NCAA history

### PUTOUTS

Game:	* 66 at Houston [22 inn.] (2/21/1999)
Big 12 Game:	44 at TCU [15 inn.] (4/20/2013)

\* - tied for NCAA record

### ASSISTS

Game:	28 at Houston [22 inn.] (2/21/1999)
Big 12 Game:	21 vs. KSU [13 inn.] (3/29/2013)

### ERRORS

Game:	12 vs. Texas (4/28/1950)
Big 12 Game:	7 at Texas (5/1/2009)

### MISCELLANEOUS

Longest Game	
Innings:	* 22 at Houston (2/21/1999)
Innings, Big 12:	15 at TCU (4/20/2013)
Time (9-inn.):	4:16 vs. Kansas State (5/18/2017)

\* - tied for NCAA record

### MARGIN OF VICTORY

Game:	27 vs. Howard Payne [28-1] (4/21/1999)
Big 12 Game:	19 vs. Missouri (4/11/2009)

### MARGIN OF DEFEAT

Game:	23 at Oklahoma [23-0] (4/2/1995)
Big 12 Game:	19, at Texas (4/22/2022)



# TEAM SEASON RECORDS

## MISCELLANEOUS

GAMES	
1.	70
2.	68
3.	66
4.	65
5.	63
6.	62
62	
62	
62	
62	
62	

WINS	
1.	50
2.	49
3.	46
4.	45
45	
6.	43
7.	42
8.	41
41	
10.	40
40	

CONSECUTIVE WINS	
1.	24
2.	20
3.	16
4.	14
14	
6.	13
13	
13	
13	
13	
10.	12

WINNING PERCENTAGE	
1.	.804
2.	.769
3.	.764
4.	.742
5.	.741
6.	.726
7.	.720
.720	
9.	.717
10.	.708

LOSSES	
1.	35
2.	32
3.	31
31	
31	
31	
7.	29
8.	28
28	
28	
28	
28	

## BATTING

BATTING AVERAGE	
1.	.326
2.	.325
3.	.324
4.	.319
5.	.318
6.	.317
7.	.315
8.	.314
9.	.311
10.	.310

AT BATS	
1.	2,522
2.	2,376
3.	2,344
4.	2,210
5.	2,184
6.	2,183
7.	2,159
8.	2,098
9.	2,096
10.	2,084

RUNS	
1.	565
2.	545
3.	517
4.	485
5.	462
6.	454
7.	449
8.	438
9.	427
10.	418

HITS	
1.	823
2.	759
3.	696
4.	693
5.	675
6.	656
7.	650
8.	639
9.	630
630	

RUNS BATTED IN	
1.	522
2.	512
3.	485
4.	404
404	
6.	401
7.	395
8.	387
9.	378
10.	377

DOUBLES	
1.	167
2.	157
3.	143
4.	140
140	
6.	132
7.	131
8.	128
9.	126
10.	123

TRIPLES	
1.	39
2.	38
3.	34
4.	32
32	
6.	29
29	
29	
27	
27	

HOME RUNS	
1.	115
2.	108
3.	83
4.	73
5.	64
6.	61
61	
8.	57
57	
54	
54	
10.	53

EXTRA-BASE HITS	
1.	283
2.	279
3.	271
4.	238
5.	218
6.	211
7.	209
8.	203
9.	199
10.	197

TOTAL BASES	
1.	1,297
2.	1,269
3.	1,234
4.	1,051
5.	1,033
6.	990
7.	981
8.	972
9.	965
10.	945

SLUGGING PERCENTAGE	
1.	.565
2.	.541
3.	.514
4.	.505
5.	.503
6.	.499
7.	.495
8.	.479
9.	.478
10.	.477

STOLEN BASES	
1.	146
2.	128
3.	120
4.	109
5.	100
100	
7.	96
96	
93	
88	

WALKS	
1.	337
2.	310
3.	296
4.	290
5.	283
6.	275
7.	273
8.	272
9.	270
270	

STRIKEOUTS	
1.	488
2.	477
3.	473
4.	462
5.	450
6.	443
7.	437
8.	431
9.	428
10.	426

HIT BATSMEN	
1.	86
2.	71
3.	67
4.	63
63	
6.	62
62	
8.	60
60	
10.	55
55	

ON BASE PERCENTAGE SINCE 1968	
1.	.414
2.	.413
3.	.412
4.	.409
5.	.408
6.	.406
7.	.405
8.	.402
9.	.400
10.	.397

## PITCHING

EARNED RUN AVERAGE	
ALL-TIME	
1.	1.70
2.	1.82
3.	2.35
4.	2.36
5.	2.76
6.	2.88
7.	3.06
8.	3.08
9.	3.10
3.10	
10.	3.23

EARNED RUN AVERAGE ALUMINUM-BAT ERA*	
1.	3.08
2.	3.10
3.	3.23
4.	3.24
5.	3.31
6.	3.40
7.	3.49
8.	3.53
3.53	
10.	3.68
3.68	

SAVES	
1.	22
2.	21
3.	20
4.	19
19	
6.	18
18	
8.	17
17	
9.	16
16	

SHUTOUTS	
1.	10
2.	8
3.	7
7	
7	
6.	6
6	
6	
6	
9.	5

INNINGS	
1.	633.1
2.	610.0
3.	584.2
4.	581.1
5.	553.0
6.	545.0
7.	549.2
8.	538.2
9.	538.0
10.	536.2

STRIKEOUTS	
1.	590
2.	530
530	
4.	509
5.	492
6.	491
7.	478
8.	472
9.	467
10.	463

WALKS	
1.	287
2.	283
3.	268
4.	266
5.	264
6.	263
7.	262
8.	257
9.	254
254	

COMPLETE GAMES	
1.	27
27	
3.	22
22	
5.	21
21	
6.	19
19	
8.	18
18	
10.	15
15	

HIT BATSMEN	
1.	76
2.	70
3.	64
4.	61
5.	58
6.	57
7.	56
8.	56
9.	54
54	

FIELDING	
----------	--

PUTOUTS	
1.	1,900
2.	1,830
3.	1,754
4.	1,744
5.	1,658
6.	1,649
7.	1,635
8.	1,616
9.	1,614
10.	1,610

ASSISTS	
1.	795
2.	685
3.	684
4.	673
5.	668
6.	667
7.	658
8.	655
655	
10.	647

FIELDING PERCENTAGE	
1.	.978
2.	.976
3.	.973
4.	.972
.972	
6.	.971
.971	
8.	.970
.970	
10.	.969
.969	

# NCAA TOURNAMENT RECORDS

## BATTING

### BATTING AVERAGE

Regional (min. 12 at bats):  
 .583 [7-for-12], Luke Prestridge (1978)  
 Super Regional (min. 12 at bats):  
 .571 [8-for-14], Chris Durbin (2003)  
 .538 [7-for-13], Josh Ford (2005)  
 .500 [6-for-12], Max Muncy (2012)  
 College World Series (min. 9 at bats):  
 .333 [3-for-9], Ken Kolkhorst (1977)  
 .333 [3-for-9], Steve Macko (1977)  
 .333 [3-for-9], Seth Fortenberry (2005)  
 .333 [5-for-15], Kevin Russo (2005)  
 Season (min. 20 at bats):  
 .455 [10-for-22], Preston Underdown (1999)  
 Career (min. 25 at bats):  
 .444 [20-for-45], Trey Webb (2001-03)  
 Career (min. 50 at bats):  
 .309 [21-for-68], Josh Ford (2002-05)  
 .306 [19-for-62], Max Muncy (2010-12)

### GAMES PLAYED

Season: 10, nine players (all in 2005)  
 Career: 20, Michael Griffin (2002-05)

### AT BATS

Regional: 22, Mike Czimskey (1977)  
 22, Josh Ludy (2012)  
 22, Max Muncy (2012)  
 22, Logan Vick (2012)  
 Super Reg: 14, Chris Durbin (2003)  
 14, Michael Griffin (2005)  
 CWS: 17, Reid Brees (2005)  
 17, Michael Griffin (2005)  
 Season: 45, Michael Griffin (2005)  
 41, Kevin Russo (2005)  
 40, Josh Ford (2005)  
 40, Paul Witt (2005)  
 Career: 79, Michael Griffin (2002-05)  
 68, Josh Ford (2002-05)

### HITS

Game: 5, Shea Langeliers vs. Omaha (6/1/2019)  
 5, Eric Nelson vs. Minnesota (5/30/1999)  
 Regional: 10, Trevor Mote (2001)  
 Super Reg: 8, Chris Durbin (2003)  
 CWS: 5, Reid Brees (2005)  
 5, Michael Griffin (2005)  
 5, Kevin Russo (2005)  
 Season: 15, Michael Griffin (2005)  
 14, Josh Ford (2005)  
 13, Paul Witt (2005)  
 12, Max Muncy (2012)  
 11, five times  
 Career: 23, Michael Griffin (2002-05)  
 21, Josh Ford (2002-05)  
 20, Matt Williams (1998-01)

### RUNS

Game: 4, Jaime Bubela vs. Minnesota (5/30/1999)  
 4, Mark Cogdill vs. Oklahoma State (6/5/1999)  
 Regional: 9, Steve Macko (1977)  
 Super Reg: 6, Mark Cogdill (1999)  
 CWS: 3, Seth Fortenberry (2005)  
 3, Kevin Russo (2005)  
 Season: 10, Steve Macko (1977)  
 Career: 17, Matt Williams (1998-01)

### STOLEN BASES

Game: 2, 10 times  
 Regional: 4, Brooks Pinckard (2011)  
 Super Reg: 4, Jon Topolski (1999)  
 CWS: 1, Mike Wells (1977)  
 1, Seth Fortenberry (2005)  
 1, Paul Witt (2005)  
 Season: 5, Jon Topolski (1999)  
 Career: 6, Anthony Hensley (1999-00)

## DOUBLES

Game: 3, Chris Durbin at Rice (5/26/2001)  
 Regional: 4, Chris Durbin (2001)  
 Super Reg: 2, Preston Underdown (1999)  
 2, Chris Durbin (2003)  
 2, Mark Saccomanno (2003)  
 2, Max Muncy (2012)  
 2, Cal Towey (2012)  
 CWS: 2, Zach Dillon (2005)  
 Season: 4, Chris Durbin (2001)  
 4, Michael Griffin, (2005)  
 4, Max Muncy (2012)  
 Career: 9, Chris Durbin (2000-03)

## TRIPLES

Game: 1, 13 times  
 Regional: 2, Dan Evatt (2012)  
 Super Reg: 1, Mark Saccomanno (2003)  
 CWS: 1, Mike Czimskey (1977)  
 Season: 2, Mark Saccomanno (2003)  
 2, Dan Evatt (2012)  
 Career: 2, Mark Saccomanno (1999-03)  
 2, Dan Evatt (2012)

## HOME RUNS

Game: 3, Shea Langeliers vs. Omaha (6/1/2019)  
 Regional: 3, Shea Langeliers (2019)  
 2, Steve Macko (1977)  
 2, Matt Williams (1998)  
 2, Josh Ludy (2012)  
 Super Reg: 2, Logan Vick (2012)  
 CWS: 1, Josh Ford (2005)  
 Season: 3, Josh Ford (2005)  
 3, Josh Ludy (2012)  
 2, seven times  
 Career: 5, Matt Williams (1998-01)

## RUNS BATTED IN

Game: 11, Shea Langeliers vs. Omaha (6/1/2019)  
 Regional: 7, Fritz Connally (1977)  
 Super Reg: 6, Eric Nelson (1999)  
 CWS: 4, Michael Griffin (2005)  
 Season: 10, Eric Nelson (1999)  
 10, Logan Vick (2012)  
 Career: 15, Logan Vick (2010-12)  
 14, Shea Langeliers (2017-19)  
 13, Jason Jennings (1998-99)  
 12, Josh Ford (2002-05)

## WALKS

Regional: 9, Steve Macko (1977)  
 Super Reg: 4, Jon Topolski (1999)  
 4, Josh Ludy (2012)  
 4, Logan Vick (2012)  
 CWS: 3, Leonard Woods (1977)  
 3, Seth Fortenberry (2005)  
 3, Mike Pankratz (2005)  
 Season: 11, Steve Macko (1977)  
 Career: 13, Logan Vick (2010-12)  
 11, Steve Macko (1977)

## STRIKEOUTS

Game: 4, Mike Czimskey vs. Miami, Fla (5/29/1977)  
 Regional: 8, Beamer Weems (2006)  
 8, Brooks Pinckard (2010)  
 Super Reg: 5, Jeff Mandel (2005)  
 5, Jake Miller (2012)  
 CWS: 6, Kyle Reynolds (2005)  
 Season: 12, Jeff Mandel (2005)  
 Career: 15, Brooks Pinckard (2009-11)  
 15, Max Muncy (2010-12)

## PITCHING

### EARNED RUN AVERAGE

Season (min. 7.0 innings):  
 0.00 [0 ER, 7.2 IP], Jeff Mandel (2005)  
 Season (min. 10.0 innings):  
 1.20 [2 ER, 15.0 IP], Tyler Bremer (2012)  
 1.42 [2 ER, 12.2 IP], Abe Woody (2005)  
 1.54 [2 ER, 11.2 IP], Ryan LaMotta (2005)  
 Career (min. 14.0 innings):  
 1.17 [2 ER, 15.1 IP], Tyler Bremer (2011-12)  
 1.29 [2 ER, 14.0 IP], Willie Kempf (2009-10)  
 Career (min. 20.0 innings):  
 1.74 [6 ER, 31.0 IP], Ryan LaMotta (2003-06)

### APPEARANCES

Regional: 3, Kyle Edens (2002)  
 3, Zane Carlson (2003)  
 3, Brooks Pinckard (2010)  
 3, Crayton Bare (2012)  
 Super Reg: 3, Mark Outlaw (1999)  
 CWS: 3, Ryan LaMotta (2005)  
 Season: 6, Ryan LaMotta (2005)  
 Career: 10, Ryan LaMotta (2003-06)  
 6, Justin Taylor (1999-02)  
 6, Abe Woody (2003-05)  
 6, Trent Blank (2009-12)

### GAMES STARTED

Regional: 2, Sammy Bickham (1977)  
 2, Cory VanAllen (2006)  
 2, Josh Turley (2012)  
 Super Reg: 1, 12 times  
 CWS: 2, Mark McCormick (2005)  
 Season: 4, Mark McCormick (2005)  
 3, Trey Taylor (2005)  
 3, Cory VanAllen (2005)  
 3, Josh Turley (2012)  
 Career: 5, Mark McCormick (2003-05)  
 5, Cory VanAllen (2005-06)  
 4, Steven White (2000-03)  
 4, Josh Turley (2010-12)

### WINS

Regional: 2, John Schott (1977)  
 Super Reg: 1, Chad Hawkins (1999)  
 1, Steven White (2003)  
 1, Mark McCormick (2005)  
 1, Cory VanAllen (2005)  
 1, Trent Blank (2012)  
 CWS: 1, Jeff Mandel (2005)  
 1, Abe Woody (2005)  
 Season: 2, John Schott (1977)  
 2, Steven White (2003)  
 2, Jeff Mandel (2005)  
 2, Abe Woody (2005)  
 Career: 3, Justin Taylor (1999-02)

### SAVES

Regional: 2, Kyle Edens (2002)  
 2, Zane Carlson (2003)  
 2, Brooks Pinckard (2010)  
 Super Reg: 1, Mark Outlaw (1999)  
 1, Ryan LaMotta (2003)  
 CWS: None  
 Season: 2, Kyle Edens (2002)  
 2, Zane Carlson (2003)  
 2, Ryan LaMotta (2005)  
 2, Brooks Pinckard (2010)  
 Career: 3, Zane Carlson (2000-03)  
 3, Ryan LaMotta (2003-06)

## COMPLETE GAMES

Season: 2, Jaime Cocanower (1977)  
 Career: 2, Jaime Cocanower (1977-78)  
 2, Jason Jennings (1998-99)

## SHUTOUTS

None in NCAA postseason play

## INNINGS

Game: 10.0, Burl Coker vs. Minnesota (6/13/1977)  
 Regional: 10.2, John Schott (1977)  
 Super Reg: 9.0, Tyler Bremer (2012)  
 CWS: 12.0, Mark McCormick (2005)  
 10.0, Burl Coker (1977)  
 Season: 25.0 Mark McCormick (2005)  
 19.0, twice  
 Career: 31.0, Ryan LaMotta (2003-06)  
 30.1, Mark McCormick (2003-05)  
 28.1, Josh Turley (2010-12)

## STRIKEOUTS

Game: 11, Jason Jennings vs. Minnesota (5/29/1999)  
 10, Trey Taylor vs. UTSA (6/4/2005)  
 10, Mark McCormick vs. Clemson (6/12/2005)  
 Regional: 11, Jason Jennings (1999)  
 10, Trey Taylor (2005)  
 Super Reg: 10, Mark McCormick (2005)  
 9, Steven White (2003)  
 CWS: 8, Jaime Cocanower (1977)  
 8, Jon Perlman (1978)  
 8, Mark McCormick (2005)  
 8, Cory VanAllen (2005)  
 Season: 24, Mark McCormick (2005)  
 18, Steven White (2003)  
 17, Trey Taylor (2005)  
 Career: 31, Mark McCormick (2003-05)  
 24, Steven White (2000-03)  
 24, Ryan LaMotta (2003-06)  
 23, Trey Taylor (2002-05)

## WALKS

Game: 7, Jason Jennings at Florida (5/22/1998)  
 Regional: 8, Sammy Bickham (1977)  
 Super Reg: 6, Mark McCormick (2005)  
 CWS: 5, Mark McCormick (2005)  
 5, Trey Taylor (2005)  
 Season: 15, Mark McCormick (2005)  
 Career: 20, Mark McCormick (2003-05)  
 19, Jaime Cocanower (1977-78)

## FIELDING

### ERRORS

Game: 3, Brent Shepherd vs. South Alabama (5/28/1993)  
 Regional: 4, Steve Macko (1977)  
 4, Brent Shepherd (1993)  
 4, Landis Ware (2010)  
 Super Reg: 2, Michael Griffin (2003)  
 2, Kyle Reynolds (2003)  
 CWS: 2, Ken Kolkhorst (1978)  
 2, Paul Witt (2005)  
 Season: 4, Steve Macko (1977)  
 4, Brent Shepherd (1993)  
 4, Landis Ware (2010)  
 Career: 7, Michael Griffin (2002-05)

Note: Records do not include 1948 Regional (box scores not available).



# BIG 12 TOURNAMENT RECORDS

## BATTING

### BATTING AVERAGE

Season (min. 12 at bats):

- .533 [8-for-15], Raynor Campbell (2010)
- .500 [7-for-14], Charley Carter (1998)
- .500 [6-for-12], Eric Nelson (1998)
- .500 [6-for-12], Mike Pankratz (2005)
- .500 [7-for-14], Dustin Dickerson (2009)

Season (min. 10 at bats):

- .636 [7-for-11], Josh Ludy (2012)
- .545 [6-for-11], Kevin Sevigny (2004)
- .545 [6-for-11], Shaver Hansen (2008)

Career (min. 25 at bats):

- .462 [18-for-39], Shaver Hansen (2007-09)
- .452 [19-for-42], David Murphy (2001-03)

### GAMES PLAYED

Season: 6, several times

Career: 17, Kevin Sevigny (2003-06)

### AT BATS

Game: 7, Mark Saccomanno vs. Nebraska (5/24/2003)

Season: 27, Mark Saccomanno (2003)

Career: 63, Michael Griffin (2002-05)

### RUNS

Game: 4, David Murphy vs. Missouri (5/23/2003)

Game: 4, Mark Saccomanno vs. Texas (5/25/2003)

Season: 8, Mark Saccomanno (2003)

Season: 8, David Murphy (2003)

Career: 13, Josh Ford (2002-05)

### HITS

Game: 4, Jace Brewer vs. Texas Tech (5/20/2000)

Game: 4, Mark Saccomanno vs. Texas (5/25/2003)

Season: 12, Mark Saccomanno (2003)

Career: 19, David Murphy (2001-03)

Career: 19, Chase Gerdes (2004-07)

### DOUBLES

Game: 2, Eric Nelson vs. Texas Tech (5/15/1998)

Game: 2, Josh Ford vs. Missouri (5/29/2004)

Game: 2, Jeff Mandel vs. Oklahoma State (5/26/2005)

Game: 2, Beamer Weems vs. Nebraska (5/24/2006)

Game: 2, Beamer Weems vs. Texas A&M (5/27/2007)

Game: 2, Shaver Hansen vs. Texas (5/20/2009)

Game: 2, Cal Towey vs. Kansas State (5/26/2010)

Season: 4, Trey Webb (2003)

Career: 6, Trey Webb (2001-03)

Career: 6, Josh Ford (2002-05)

Career: 6, Ben Booker (2006-09)

### TRIPLES

Game: 1, 21 times

Season: 2, Anthony Hensley (1999)

Season: 2, Brooks Pinckard (2010)

Career: 2, Anthony Hensley (1999-00)

Career: 2, David Murphy (2001-03)

Career: 2, Seth Fortenberry (2003-06)

Career: 2, Brooks Pinckard (2010-11)

Career: 2, Chris Slater (2008-11)

## HOME RUNS

Game: 2, Beamer Weems vs. Texas (5/25/2006)

Game: 2, Logan Vick vs. Kansas State (5/26/2010)

Game: 2, Josh Ludy vs. Kansas State (5/23/2012)

Season: 4, Josh Ludy (2012)

Season: 3, Beamer Weems (2006)

Season: 3, Matt Czimskey (2007)

Season: 2, Ron Zboril (2000)

Season: 2, Mike Pankratz (2004)

Season: 2, Seth Fortenberry (2006)

Season: 2, Shaver Hansen (2007)

Season: 2, Logan Vick (2010)

Season: 2, Landis Ware (2010)

Career: 4, Josh Ludy (2010-12)

Career: 3, David Murphy (2001-03)

Career: 3, Seth Fortenberry (2003-06)

Career: 3, Matt Czimskey (2006-07)

Career: 3, Beamer Weems (2006-08)

Career: 3, Shaver Hansen (2007-09)

## RUNS BATTED IN

Game: 6, Josh Ludy vs. Kansas State (5/23/2012)

Game: 4, Jace Brewer vs. Texas (5/20/1999)

Game: 4, Chase Gerdes vs. Oklahoma (5/28/2004)

Game: 4, Drew Sutton vs. Oklahoma (5/28/2004)

Game: 4, Jeff Mandel vs. Oklahoma State (5/26/2005)

Game: 4, Matt Czimskey vs. Missouri (5/25/2007)

Game: 4, Shaver Hansen vs. Nebraska (5/21/2008)

Game: 4, Shaver Hansen vs. Kansas (5/23/2009)

Game: 4, Landis Ware vs. Kansas State (5/26/2010)

Game: 4, Landis Ware vs. Kansas (5/29/2010)

Season: 10, Mark Saccomanno (2003)

Season: 10, Josh Ludy (2012)

Career: 16, Shaver Hansen (2007-09)

Career: 11, Beamer Weems (2006-08)

Career: 11, Josh Ludy (2010-12)

Career: 10, Jace Brewer (1999-00)

Career: 10, Mark Saccomanno (2001-03)

Career: 10, David Murphy (2001-03)

Career: 10, Chase Gerdes (2004-07)

## STOLEN BASES

Game: 3, Anthony Hensley vs. Missouri (5/22/1999)

Game: 3, Nathan Orf vs. Kansas State (5/25/2012)

Season: 5, Anthony Hensley (1999)

Career: 6, Anthony Hensley (1999-00)

## WALKS

Game: 4, Beamer Weems vs. Oklahoma (5/26/2007)

Season: 6, David Murphy (2003)

Season: 6, Chris Durbin (2003)

Career: 10, Chris Durbin (2000-03)

Career: 10, Beamer Weems (2006-08)

Career: 10, Raynor Campbell (2007-10)

## STRIKEOUTS

Game: 3, nine times

Season: 9, Kevin Sevigny (2003)

Career: 20, Kevin Sevigny (2003-06)

## FIELDING

### ERRORS

Inning: 4, Paul Witt (5/26/2005, 9th inn.)

Game: 4, Paul Witt (5/26/2005)

Season: 8, Paul Witt (2005)

Career: 8, Paul Witt (2002-05)

## PITCHING

### EARNED RUN AVERAGE

Career (min. 10.0 innings):

- 1.42 [2 ER, 12.2 IP], Josh Turley (2010-12)

Career (min. 20.0 innings):

- 2.63 [7 ER, 24.0 IP], Willie Kempf (2007-10)

Career (min. 25.0 innings):

- 3.20 [9 ER, 25.1 IP], Ryan LaMotta (2003-06)

### APPEARANCES

Season: 4, Zane Carlson (2003)

Career: 7, Abe Woody (2003-05)

### GAMES STARTED

Season: 2, Steven White (2003)

Season: 2, Mark McCormick (2005)

Career: 4, Steven White (2000-03)

Career: 4, Mark McCormick (2003-05)

### WINS

Season: 2, Craig Fritsch (2009)

Career: 2, Craig Fritsch (2008-10)

Career: 3, Josh Scott (1998-01)

Career: 2, Trey Taylor (2002-05)

Career: 2, Andy Pape (2003-07)

Career: 2, Chad Hawkins (1999-00)

### SAVES

Season: 3, Nick Cassavechia (2007)

Season: 2, Ryan LaMotta (2004)

Season: 2, Kendal Volz (2009)

Career: 4, Nick Cassavechia (2005-08)

Career: 2, Abe Woody (2003-05)

Career: 2, Ryan LaMotta (2003-06)

### COMPLETE GAMES

Season: 1, Jason Jennings vs. Missouri (5/19/1999)

Season: 1, Chad Hawkins vs. Missouri (5/22/1999)

Season: 1, Kyle Evans vs. Texas (5/18/2000)

Season: 1, Steven White vs. Missouri [7 inn.] (5/21/2003)

Season: 1, Josh Turley vs. Kansas State [7 inn.] (5/23/2012)

Season: 1, Dillon Newman vs. Oklahoma [8 inn.] (5/23/2013)

### SHUTOUTS

Season: 1, Jason Jennings vs. Missouri (5/19/1999)

Season: 1, Steven White vs. Missouri [7 inn.] (5/21/2003)

### INNINGS

Game: 9.0, Jason Jennings vs. Missouri (5/19/1999)

Game: 9.0, Chad Hawkins vs. Missouri (5/22/1999)

Game: 9.0, Kyle Evans vs. Texas (5/18/2000)

Season: 14.2, Jason Jennings (1999)

Career: 25.1, Ryan LaMotta (2003-06)

### STRIKEOUTS

Game: 13, Kendal Volz (5/26/2007)

Game: 10, Jason Jennings (5/19/1999)

Game: 10, Chad Hawkins (5/22/1999)

Season: 14, Jason Jennings (1999)

Career: 23, Jason Jennings (1997-99)

Career: 23, Kendal Volz (2007-09)

### WALKS

Inning: 4, Mark McCormick (5/28/2004)

Game: 6, Matthew Marcom (5/15/1997)

Game: 6, Mark McCormick (5/29/2005)

Season: 7, Mark McCormick (2005)

Career: 16, Mark McCormick (2003-05)



# BAYLOR BALLPARK RECORDS

## MISCELLANEOUS

Longest Game (innings):	16, Baylor vs. Oral Roberts (3/11/2000)
Longest Game (time):	6:15, Baylor vs. Oral Roberts (3/11/2000)
Margin of Victory:	27, Baylor (28) vs. Howard Payne (1) (4/21/1999)
Margin of Defeat:	15, Central Michigan (20) vs. Baylor (5) (2/18/2023)

## TEAM BATTING

### BAYLOR

At Bats:	63 vs. Oral Roberts (3/11/2000)
Runs:	28 vs. Howard Payne (4/21/1999)
Hits:	32 vs. Howard Payne (4/21/1999)
Doubles:	8 vs. McNeese State (3/31/1999) Howard Payne (4/21/1999)
Triples:	3, seven times
Home Runs:	8 vs. UTSA (4/20/1999)
RBI:	26 vs. Howard Payne (4/21/1999)
Total Bases:	63 vs. Howard Payne (4/21/1999)
Walks:	16 vs. Oral Roberts (3/11/2000)
Strikeouts:	18 vs. Texas (4/13/2006)
Stolen Bases:	8 vs. Dallas Baptist (5/16/2006) 8 vs. UTSA (5/15/2012)
Hit by Pitch:	6 vs. Vanderbilt (3/12/2004) 6 vs. Oklahoma (4/14/2013)
Sacrifice Hits:	5 vs. Kansas (4/30/2000) 5 vs. UT Arlington (4/25/2012)
Sacrifice Flies:	3, nine times
Left on Base:	27 vs. Oral Roberts (3/11/2000)

### OPPONENT

At Bats:	61, Oral Roberts (3/11/2000)
Runs:	23, Missouri (4/19/2003)
Hits:	22, Missouri (4/19/2003)
Doubles:	7, Missouri (4/20/2007)
Triples:	2, eight times
Home Runs:	5, Oklahoma (4/23/1999) 5, Texas A&M (4/19/2008) 5, Oklahoma (4/26/2009)
RBI:	22, Missouri (4/19/2003)
Total Bases:	39, Missouri (4/19/2003)
Walks:	14, Oklahoma (4/7/2023)
Strikeouts:	17, Oral Roberts (3/11/2000) 17, Texas Tech (3/24/2007)
Stolen Bases:	8, Dallas Baptist (3/7/2023)
Hit by Pitch:	5, Long Beach State (3/7/2003) 5, Missouri (4/19/2003) 5, Kansas (3/28/2010)
Sacrifice Hits:	4, six times
Sacrifice Flies:	3, Texas Tech (3/22/2009)
Left on Base:	16, Texas Tech (3/20/2011) 16, Michigan State (3/7/2012)

### BOTH TEAMS

At Bats:	124, Baylor vs. Oral Roberts (3/11/2000)
Runs:	41, Baylor vs. Missouri (4/19/2003)
Hits:	45, Baylor vs. Missouri (4/19/2003)
Doubles:	11, Baylor vs. Kansas (3/16/2002)
Triples:	4, Baylor vs. Illinois-Chicago (3/12/2010) 4, Baylor vs. Sam Houston State (4/20/2010)
Home Runs:	11, Baylor vs. UT-San Antonio (4/20/1999)
RBI:	39, Baylor vs. Missouri (4/19/2003)
Total Bases:	81, Baylor vs. UT-San Antonio (4/20/1999)
Walks:	23, Baylor vs. Oral Roberts (3/11/2000)
Strikeouts:	33, Baylor vs. Oral Roberts (3/11/2000)
Stolen Bases:	10, Baylor vs. Oral Roberts (3/11/2000)
Hit by Pitch:	7, Baylor vs. Long Beach State (3/07/2003)
Sacrifice Hits:	6, Baylor vs. Kansas (4/30/2000) 6, Baylor vs. Purdue (2/23/2008) 6, Baylor vs. Oklahoma (4/24/2009)
Sacrifice Flies:	4, Baylor vs. San Francisco (3/9/2007) 4, Baylor vs. Kansas State (5/19/2007)
Left on Base:	42, Baylor vs. Oral Roberts (3/11/2000)

## TEAM PITCHING

### BAYLOR

Innings:	16.0 vs. Oral Roberts (3/11/2000)
Most Runs Allowed:	23 vs. Missouri (4/19/2003)
Fewest Hits Allowed:	0 vs. Iowa State (4/15/2000) 0 vs. Loyola Marymount (2/15/2004)
Most Hits Allowed:	22 vs. Missouri (4/19/2003) 22 vs. Texas Tech (3/19/2011)
Walks:	14 vs. Oklahoma (4/7/2023)
Strikeouts:	17 vs. Oral Roberts (3/11/2000) 17 vs. Texas Tech (3/24/2007)
Wild Pitches:	4, four times
Hit Batsmen:	5, five times
Balks:	3 vs. Oral Roberts (2/24/2002)
Home Runs Allowed:	7 vs. Oklahoma State (5/12/2018)

### OPPONENT

Innings:	16.0, Oral Roberts (3/11/2000)
Most Runs Allowed:	28, Howard Payne (4/21/1999)
Fewest Hits Allowed:	2, Stephen F. Austin (2/12/2006) 2, TCU (2/22/2011)
Most Hits Allowed:	32, Howard Payne (4/21/1999)
Walks:	16, Oral Roberts (3/11/2000)
Strikeouts:	18, Texas (4/13/2006)
Wild Pitches:	5, Rice (5/18/2004)
Hit Batsmen:	6, Vanderbilt (3/12/2004)
Balks:	2, multiple times
Home Runs Allowed:	8, UTSA (4/20/1999)

### BOTH TEAMS

Innings:	32.0, Baylor vs. Oral Roberts (3/11/2000)
Most Runs Allowed:	41, Baylor vs. Missouri (4/19/2003)
Fewest Hits Allowed:	3, Baylor vs. LMU (2/15/2004)
Most Hits Allowed:	45, Baylor vs. Missouri (4/19/2003)
Walks:	23, Baylor vs. Oral Roberts (3/11/2000)
Strikeouts:	33, Baylor vs. Oral Roberts (3/11/2000)
Wild Pitches:	7, Baylor vs. Oral Roberts (3/11/2000) 7, Baylor vs. Texas Tech (3/20/2011)
Hit Batsmen:	7, Baylor vs. Long Beach State (3/7/2003)
Balks:	3, Baylor vs. Oral Roberts (2/24/2002) 3, Baylor vs. Kansas (3/16/2002)

## TEAM FIELDING

### BAYLOR

Total Chances:	61 vs. Oral Roberts (3/11/2000) 61 vs. Kansas (3/28/2010)
Putouts:	48 vs. Oral Roberts (3/11/2000)
Assists:	21 vs. KSU (3/29/2013)
Errors:	6 vs. Texas Tech (3/15/2003)
Double Plays:	3, 15 times

### OPPONENT

Total Chances:	67, Kansas (3/28/2010)
Putouts:	48, Oral Roberts (3/11/2000)
Assists:	24, Kansas (3/28/2010)
Errors:	5, eight times
Double Plays:	4, Youngstown State (2/15/25)

### BOTH TEAMS

Total Chances:	128, Baylor vs. Kansas (3/28/2010)
Putouts:	96, Baylor vs. Oral Roberts (3/11/2000)
Assists:	42, Baylor vs. Kansas (3/28/2010)
Errors:	8, Baylor vs. Dallas Baptist (4/6/2001) 8, Baylor vs. Texas Tech (3/15/2003) 8, Baylor vs. Kansas State (5/19/2007)
Double Plays:	5, Baylor vs. Louisiana Tech (3/12/2006) 5, Baylor vs. Pacific (2/22/2009) 5, Baylor vs. Youngstown State (2/15/25)

## INDIVIDUAL FIELDING

### BAYLOR

Total Chances:	19, Steve DalPorto vs. KSU (3/29/2013)
Putouts:	19, Steve DalPorto vs. KSU (3/29/2013)
Assists:	10, Raynor Campbell vs. Pacific (2/22/2009)
Errors:	4, Raynor Campbell vs. Pacific (2/22/2009)

## INDIVIDUAL BATTING

### BAYLOR

At Bats:	9, Jace Brewer vs. Oral Roberts (3/11/2000)
Runs:	5, Jon Topolski vs. Howard Payne (4/21/1999) 5, Logan Vick vs. UT Arlington (4/14/2010)
Hits:	5, nine times
Doubles:	3, four times
Triples:	2, Chris Durbin vs. Oklahoma State (4/6/2002) 2, Beamer Weems vs. Texas Southern (3/20/2007)
Home Runs:	3, Aaron Miller vs. Illinois (2/29/2008)
RBI:	7, Harrison Caley vs. SFA (3/12/2024)
Total Bases:	11, Eric Nelson vs. Kansas State (2/26/1999) 11, Cal Towey vs. Texas (4/8/2011)
Bases on Balls:	4, nine times
Strikeouts:	5, Hunter Teplansky vs. Abilene Christian (2/28/2024)
Stolen Bases:	4, Jaime Bubela vs. Kansas State (2/27/1999) 4, Anthony Hensley vs. Texas (4/21/2000)
Hit by Pitch:	3, Michael Griffin vs. Vanderbilt (3/12/2004) 3, Nathan Orf vs. Texas Tech (3/18/2012)

### OPPONENT

At Bats:	7, five times
Runs:	4, four times
Hits:	5, four times
Doubles:	2, several times
Triples:	2, five times
Home Runs:	3, Ben Broussard [McNeese State] (3/31/1999)
RBI:	6, Robby Price [Kansas] (3/28/2010)
Total Bases:	12, Ben Broussard [McNeese State] (3/31/1999)
Bases on Balls:	3, several times
Strikeouts:	5, Ryan Neill [Oral Roberts] (3/11/2000) 5, Easton Murrell [Texas Tech] (4/29/2022)
Stolen Bases:	3, five times
Hit by Pitch:	3, Casey Lytle [Kansas] (3/28/2010)

## INDIVIDUAL PITCHING

### BAYLOR

Innings:	10.0, Steven White vs. USC (2/22/2003)
Runs Allowed:	10, Steven White vs. Texas Tech (5/11/2001) 10, Hayden Kettler vs. Oklahoma State (5/12/2018)
Hits Allowed:	13, Steven White vs. Texas Tech (5/11/2001) 13, Cody Bradford vs. Kansas (3/23/2018)
*Fewest Hits Allowed:	0, Kyle Evans vs. Iowa State (4/15/2000) 0, Cory VanAllen vs. Loyola Marymount (2/14/2005)
Bases on Balls:	7, Steven White vs. Missouri (3/2/2001) 7, Will Rigney vs. West Virginia (4/29/2023)
Strikeouts:	14, Logan Verrett vs. Louisiana Tech (3/11/2011) 13, Logan Verrett vs. Texas A&M (4/10/2010) 13, Ethan Calder vs. Youngstown State (2/14/25)
Wild Pitches:	4, Jared Matheson vs. UTSA (2/28/2023)
Hit Batters:	5, Steven White vs. Long Beach State (3/7/2003)
Balks:	3, Justin Taylor vs. Oral Roberts (2/24/2002)

\* - Evans: 9.0 innings; VanAllen: 6.0 innings in a scheduled 7.0-inning game.

### OPPONENT

Innings:	11.0, Greg Reynolds [Stanford] (6/6/2005)
Runs Allowed:	12, three times
Hits Allowed:	14, K. Trapp [Dallas Baptist] (4/6/2001)
Bases on Balls:	8, three times
Strikeouts:	14, Michael Jarman [Oral Roberts] (2/25/2007) 12, Joba Chamberlain [Nebraska] (5/12/2006)
Wild Pitches:	3, nine times
Hit Batters:	4, Chase Mitchell [Kansas State] (4/8/2005)

## INDIVIDUAL FIELDING

### OPPONENT

Total Chances:	19, Preston Clark [Texas] (4/13/2006)
Putouts:	18, Preston Clark [Texas] (4/13/2006)
Assists:	10, Robby Price [Kansas] (3/28/2010)
Errors:	3, Greg Dobbs [Oklahoma] (3/18/2001) 3, S. Berry [Dallas Baptist] (4/6/2001)



# CONFERENCE STATISTICAL LEADERS

## BATTING AVERAGE

1952	Larry Isbell	* .431
1953	Mickey Sullivan	* .400
1954	Mickey Sullivan	* .519
1955	Jerry Mallett	* .388
1957	Jerry Mallett	* .455
1961	Ronnie Goodwin	* .419
1970	Skip Balthrop	.390
1977	Steve Macko	* .404
1977	Steve Macko	.417
1979	Greg Pennington	.400
2002	Chris Durbin	* .385
2003	David Murphy	.413
2004	Reid Brees	* .404
2006	Zach Dillon	* .421
2007	Matt Czimskey	* .386
2019	Davis Wendzel	*.404

## AT BATS

1977	Steve Macko	* 99
1978	Mike Johanson	* 100
2012	Max Muncy	255

## RUNS

1946	Jack Redding (tied)	* 19
1946	Tom Chandler (tied)	* 19
1954	Wayne Connally	* 19
1955	Jerry Dykeman	* 17
1977	Steve Macko	* 27
1978	Burl Coker	* 35
2001	Trevor Mote	* 30
2003	Chris Durbin	94
2003	Chris Durbin	* 38
2007	Chase Gerdes	* 30
2012	Nathan Orf	61
2012	Max Muncy (tied)	* 22
2012	Nathan Orf (tied)	* 22
2012	Logan Vick (tied)	* 22

## HITS

1950	Adrian Burk	* 24
1954	Mickey Sullivan	* 27
1960	Jerry Funk (tied)	* 23
1960	Ted Uhlaender (tied)	* 23
1977	Steve Macko	* 40
1997	Eric Nelson	* 58
1999	Eric Nelson	* 44
2003	David Murphy	121
2020	Jared McKenzie (tied)	28

## DOUBLES

1946	Jack Redding (tied)	* 5
1946	James Marino (tied)	* 5
1954	Mickey Sullivan (tied)	* 6
1966	Donald Looper	* 7
1968	W. Turney Fox Dykes	* 9
1976	Steve Macko	* 10
1977	Ken Kolkhorst	* 8
1978	Mike Johanson	* 10
1984	Keith Shepherd (tied)	* 10
1998	Charley Carter (tied)	24
2001	Chris Durbin (tied)	25
2001	Mike Huggins	* 13
2002	Ross Bennett	* 11
2004	Reid Brees	* 14
2012	Logan Vick	25
2012	Logan Vick	* 12

## ON-BASE PERCENTAGE

2006	Zach Dillon	.496
2006	Zach Dillon	.504
2019	Davis Wendzel	*.527

## TRIPLES

1948	Hal Harris	* 4
1960	Byron Willis (tied)	* 2
1965	James Mallon (tied)	* 2
1965	Bill Bain (tied)	* 2
1977	Steve Macko	* 5
1987	Tony Huey	* 10
1998	Jon Topolski	11
1998	Jon Topolski	* 5
2002	Chris Durbin (tied)	* 3
2005	Kevin Sevigny (tied)	* 3
2006	Seth Fortenberry	10
2007	Ben Booker	7
2007	Beamer Weems (tied)	* 3
2011	Brooks Pinckard	* 4
2022	Jack Pineda	5

## HOME RUNS

1946	Tom Chandler	* 6
1955	Jerry Mallett	* 6
1957	Bill Dennis	* 5
1977	Leonard Woods	13
1977	Mike Czimsley (tied)	* 5
1977	Leonard Woods (tied)	* 5
1978	Shane Nolen (tied)	* 6
1978	Mike Johanson (tied)	* 6
1981	Jeff Mallett (tied)	* 6
1986	Mike Malinak (tied)	* 7
2004	Josh Ford (tied)	* 9
2004	Michael Griffin (tied)	* 9
2012	Josh Ludy	16
2012	Josh Ludy	* 8

## RUNS BATTED IN

1946	Joe Szekely	* 20
1948	Joe Szekely	* 21
1954	Bobby Benge	* 21
1978	Mike Johanson	* 34
1998	Charley Carter	86
2012	Josh Ludy	71
2012	Josh Ludy	* 29

## STOLEN BASES

1948	Charles Devereaux	* 12
1950	James Parker	* 9
1954	Wayne Connally	* 6
1959	Mel Carbo	* 6
1960	Jerry Funk	* 8
1965	James Mallon (tied)	* 7
2011	Brooks Pinckard	36

## BASES ON BALLS

1949	Charles Devereaux	* 17
1951	Joe Miles	* 17
1954	Mickey Sullivan (tied)	* 15
1954	Wayne Connally (tied)	* 15
2006	Zach Dillon	53
2010	Logan Vick	59
2010	Logan Vick (tied)	* 24

## INNINGS PITCHED

1951	Ray Fitzpatrick	* 78.2
1999	Jason Jennings	146.2
2003	Steven White	129.0
2018	Cody Bradford	*52.2

## STRIKEOUTS

1999	Jason Jennings	172
2002	Jared Theodorakos	* 53
2003	Steven White	130

## APPEARANCES

1951	Ray Fitzpatrick	* 10
1993	Joe Wharton	* 20
2002	Kyle Edens (tied)	35
2002	Kyle Edens	* 17
2014	Josh Michalec	* 14
2020	Luke Boyd	9
	Logan Freeman	9
2021	Ryan Leckich	* 13

## EARNED RUN AVERAGE

1966	Bill Bevil	* 1.03
1968	John Bevil	* 1.16
1969	Ken McRay	* 1.16
1982	Steve Smith	* 1.72
1988	Pat Combs	2.16
1991	Glenn Nevill	2.47
1992	Brian Carpenter	2.23
1993	Joe Wharton	2.54
2000	Chad Hawkins	1.82
2001	Paul Thorp	* 2.30
2012	Josh Turley	* 1.92
2018	Cody Bradford	2.51

## GAMES STARTED

1982	Jerry Arnold	* 8
1985	Ken Patterson (tied)	* 8
1999	Jason Jennings (tied)	18
2000	Kyle Evans (tied)	* 10
2000	Chad Hawkins (tied)	* 10
2002	Steven White (tied)	* 9
2003	Steven White (tied)	19
2003	Steven White (tied)	* 9
2004	Sean Walker (tied)	* 9
2005	Mark McCormick (tied)	* 9
2005	Trey Taylor (tied)	* 9
2005	Cory VanAllen (tied)	* 9
2009	Kendal Volz (tied)	* 9
2011	Josh Turley (tied)	* 9
2011	Logan Verrett (tied)	* 9
2021	Blake Helton (tied)	* 8
	Hayden Kettler (tied)	* 8

## WINS

1968	John Bevil	* 5
1999	Jason Jennings	13
1999	Jason Jennings	* 8
2000	Chad Hawkins	* 8
2005	Mark McCormick	* 6
2012	Trent Blank	11
2012	Josh Turley (tied)	* 6

## SAVES

1993	Brent Bearden (tied)	* 5
2002	Kyle Edens (tied)	14
2002	Kyle Edens (tied)	* 6
2012	Max Garner	10
2012	Max Garner	* 7
2014	Josh Michalec	21
2016	Troy Montemayor	14
2020	Luke Boyd	6

## COMPLETE GAMES

1951	Ray Fitzpatrick	* 8
1955	Fred Gottlieb (tied)	* 8
1968	John Bevil	* 7
2000	Chad Hawkins (tied)	* 6

## SHUTOUTS

1999	Jason Jennings (tied)	3
2001	Steven White (tied)	* 1
2003	Steven White (tied)	1
2008	Shawn Tolleson (tied)	* 2
2018	Cody Bradford	*2

\* - conference games only

Note: Baylor was a part of the Southwest Conference until it disbanded in 1996. Since 1997, the Bears have played in the Big 12 Conference.

# NATIONAL STATISTICAL LEADERS

## TOP 30 NATIONAL RANKINGS

### BATTING AVERAGE

1977	Steve Macko	.417	22nd
1996	Marty Crawford	.414	28th
2003	David Murphy	.413	19th

### HITS

2003	David Murphy	121	1st
2020	Jared McKenzie	28	t-12th
2021	Jared McKenzie	82	25th

### HITS PER GAME

2020	Jared McKenzie	1.75	t-14th
2021	Jared McKenzie	1.61	17th

### RUNS

2003	Chris Durbin	94	1st
2003	David Murphy	84	t-2nd

### RUNS PER GAME

2003	Chris Durbin	1.40	4th
2003	David Murphy	1.24	17th
2021	Jared McKenzie	1.22	15th

### DOUBLES

2012	Logan Vick	25	t-6th
2018	Davis Wendzel	22	18
2019	Andy Thomas	22	20th

### DOUBLES PER GAME

1976	Steve Macko	0.38	9th
1979	Fritz Connally	0.37	14th
1980	Gene de los Santos	0.45	6th
2012	Logan Vick	0.38	30th
2019	Andy Thomas	0.47	4th

### TRIPLES

1998	Jon Topolski	11	1st
2006	Seth Fortenberry	10	t-3rd
2007	Ben Booker	7	t-15th
2008	Shaver Hansen	6	29th
2021	Jared McKenzie	4	t-28th
2022	Jack Pineda	5	25th

### TRIPLES PER GAME

1998	Jon Topolski	0.18	2nd
2002	Mike Huggins	0.11	25th
2003	Michael Griffin	0.12	25th
2006	Seth Fortenberry	0.16	9th
2007	Ben Booker	0.11	26th

### HOME RUNS

2012	Josh Ludy	16	t-15th
------	-----------	----	--------

### HOME RUNS PER GAME

1968	George Lyons	0.31	t-3rd
2012	Josh Ludy	0.25	t-30th

### RBI

2012	Josh Ludy	71	8th
------	-----------	----	-----

### RBI PER GAME

1998	Charley Carter	1.39	30th
2012	Josh Ludy	1.13	15th

### SLUGGING PERCENTAGE

2012	Josh Ludy	.634	26th
------	-----------	------	------

### ON BASE PERCENTAGE

2019	Davis Wendzel	.484	29th
------	---------------	------	------

### TOTAL BASES

2012	Josh Ludy	147	t-21st
------	-----------	-----	--------

### HIT BY PITCH

2012	Nathan Orf	35	t-2nd
------	------------	----	-------

### HIT BY PITCH PER GAME

2012	Nathan Orf	0.54	5th
------	------------	------	-----

### STOLEN BASES

2011	Brooks Pinckard	36	5th
------	-----------------	----	-----

### STOLEN BASES PER GAME

1991	Mike Robison	0.68	15th
2011	Brooks Pinckard	0.65	6th

### WALKS

2006	Zach Dillon	53	t-4th
2010	Logan Vick	59	t-7th

### WALKS PER GAME

2006	Zach Dillon	0.84	17th
2010	Logan Vick	0.98	11th

### TOUGHEST TO STRIKEOUT

1995	Marty Crawford	19.7	23rd
1996	Marty Crawford	29.0	6th
2019	Nick Loftin	13.8	12th

### SACRIFICE BUNTS

2011	Steve DalPorto	15	t-25th
------	----------------	----	--------

### SACRIFICE FLIES

2008	Dustin Dickerson	7	23rd
2022	Kyle Nevin	7	16th

### EARNED RUN AVERAGE

1982	Steve Smith	1.72	11th
1991	Glenn Nevill	2.47	28th
1992	Brian Carpenter	2.15	21st
1999	Jason Jennings	2.58	23rd
2000	Chad Hawkins	1.82	3rd
2005	Ryan LaMotta	2.15	26th

### WINS

1979	Jon Perlman	12	t-7th
1999	Jason Jennings	13	t-5th
2005	Abe Woody	10	t-28th
2012	Trent Blank	11	t-9th

### SAVES

2000	Zane Carlson	15	t-6th
2002	Kyle Edens	14	t-5th
2003	Zane Carlson	11	t-24th
2005	Abe Woody	11	t-23rd
2007	Nick Cassavechia	11	t-23rd
2010	Brooks Pinckard	12	t-11th
2014	Josh Michalec	21	2nd
2016	Troy Montemayor	14	7th
2017	Troy Montemayor	12	25th
2020	Luke Boyd	6	t-1st
2025	Gabe Craig	10	t-18th

### GAMES STARTED

2012	Josh Turley	17	t-16th
2018	Hayden Kettler	16	27th

### STRIKEOUTS PER NINE INNINGS

2002	Jared Theodorakos	10.3	30th
2008	Kendal Volz	10.8	18th

**SIC'EM™**

**2026 Almanac**  
**BAYLOR ATHLETICS**

