



GAME #29



FEBRUARY 28, 2022

5/7 BAYLOR (23-5, 13-3) at
9/6 IOWA STATE (24-4, 13-3)February 28, 2022 • 6 p.m. (CT)
Ames, Iowa | Hilton Coliseum

WATCH: ESPN2

Talent: Pam Ward (jxp), Stephanie White (analyst)

LISTEN: ESPN Central Texas

Talent: Derek Smith (BBP), Sophia Young-Malcolm (Analyst)

SERIES MATCHUP

All-Time Series Baylor leads, 31-9

Waco 17-2

Ames 10-6

Neutral 4-1

First Meeting Iowa State won, 88-43, in Waco
Feb. 5, 1997Last Meeting Baylor won, 87-61, in Waco
Jan. 23, 2022

TEAM INFORMATION

#5/7 BAYLOR BEARS (23-5, 13-3)

Location: Waco, Texas

Conference: Big 12

Head Coach: Nicki Collen (Marquette, 1998; 1st season)

Career Record: 23-5

BU Record: Same

IOWA STATE CYCLONES (24-4, 13-3)

Location: Ames, Iowa

Conference: Big 12

Head Coach: Bill Fennelly (William Penn, 1979; 34th season)

BEARS

SCHEDULE & RESULTS

DATE	BU	OPP	OPPONENT	TV	TIME/RESULT
N 9	7/8	-	TEXAS STATE	ESPN+	W, 77-70
N 11	7/8	-	at UT Arlington	ESPN+	W, 81-54
N 15	7/8	-	NEW ORLEANS	ESPN+	W, 78-39
N 21	6/8	3/5	at Maryland	Big Ten Network	L, 76-79
N 25	6/8	-	vs. Fordham !	FloHoops	W, 68-45
N 26	6/8	-	vs. Arizona State !	FloHoops	W, 62-52
N 27	6/8	-	vs. Houston !	FloHoops	W, 74-58
N30	5/8	-	MOREHEAD STATE	ESPN+	W, 73-28
D 4	5/7	-	MISSOURI ^	ESPN+	W, 70-68
D 8	5/6	-	ALCORN STATE	ESPN+	W, 94-40
D 19	5/5	11/13	vs. Michigan \$	ESPN	L, 68-74 (OT)
D 29	10/10/-	-	NORTH TEXAS	ESPN+	W, 86-65
J 2	10/10/-	-	at Kansas State *	ESPN+	L, 68-59
J 12	14/1323/25	-	at Oklahoma *	Bally Sports Okla.	L, 83-77
J 16	14/13/-	-	at Kansas *	ESPN+	W, 82-79
J 19	15/16/-	-	OKLAHOMA STATE *	ESPN+	W, 67-49
J 23	15/167/7	-	IOWA STATE *	ESPN2	W, 87-61
J 26	11/14/-	-	at Texas Tech *	ESPN+	W, 88-80
J 29	11/14/-	-	at West Virginia *	ESPN+	W, 87-54
F 2	9/12	18/18	OKLAHOMA *	ESPN+	L, 78-77
F 4	9/12	13/13	TEXAS *	ESPN2	W, 75-63
F 6	9/12	13/13	at Texas *	ESPN2	W, 63-55
F 9	10/11rv/rv	-	KANSAS STATE *	ESPN+	W, 95-50
F 12	10/11/-	-	WEST VIRGINIA *	ESPN+	W, 75-57
F 16	7/10	-	TCU *	ESPN+	W, 80-55
F 19	7/10	-	at TCU *	ESPN+	W, 78-59
F 23	5/7	-	at Oklahoma State *	ESPN+	W, 65-58
F 26	5/7	rv/rv	KANSAS *	ESPN+	W, 85-77
F 28	5/7	9/6	at Iowa State *	ESPN2	6PM
M 6	-	-	TEXAS TECH *	ESPN+	2PM

* Big 12 Conference Game

! Cancun Challenge

\$ Hall of Fame Women's Showcase

^ SEC/Big 12 Challenge

TV COVERAGE: ESPN2

SOCIAL MEDIA

@BaylorWBB • #SicEm

LIVE STATISTICS

BaylorStats.com

GAMEDAY CENTRAL

BaylorBears.com

BAYLOR ATHLETICS COMMUNICATIONS

KRISTA PIRTLE

Associate Director

C: 254-447-8610

E: Krista_Pirtle@Baylor.edu

STORY LINES

ON THE LINE

- Baylor and Iowa State are tied atop the Big 12 standings. The winner of Monday's game clinches a share of the Big 12 regular-season title.

TURNING POINT

- Baylor was alone in last place of the Big 12 standings (0-2) heading into Lawrence on Jan. 16. After a gutsy comeback that featured a 7-0 run in the final 24 seconds of the game to clinch their first conference win of the season at Kansas, the Bears have been playing a different level of ball.
- In the 14 (10-4) games before the KU game, BU averaged 74.5 points, 15.9 assists and 14.1 turnovers per game. Baylor assisted on 59.3 percent of its baskets. In the 14 (13-1) games since, the Bears are averaging 78.9 points (+4.4), 19.4 assists (+3.5) and 12.1 turnovers (-2.0) per game. BU is assisting on 68 percent of its buckets.

SHARE THE SUGAR

- Baylor is top 10 in the country - and third among Power 5 teams - with 63.8 percent of its buckets assisted on this season.
- Adding to that, the Bears are sixth in the country - and first in the Big 12 - in assist-to-turnover ratio.

WALKING DOUBLE-DOUBLE

- Nalyssa Smith is eighth in the country with 19 double-doubles on the season. That mark ties her for third in BU history for double-doubles in a single season.
- Smith is fourth in program history with 47 career double-doubles. She's two away from tying Maggie Davis-Stinnett (1986-89, 1990-91)
- The senior is averaging 21.6 points and 11.4 rebounds per game which ranks No. 11 and No. 15 in the country, respectively. She is the only player in the country who is averaging 21+ points and 11+ rebounds per game.

LET IT FLY

- Baylor's program record for triples made came on Dec. 18, 2019 against Arkansas State when Juicy Landrum caught fire and set an NCAA record with 14 triples. Besides that record-setting performance, BU hadn't drained more than a dozen shots from deep since 2011.
- BU's record for 3-point attempts in a season came in 2013-14 when the Bears attempted 596 3s.
- From that season to 2020-21, Baylor made 10 or more 3-pointers in a game only five times across a total of 281 games (1.78 percent). BU has done so five times this season.
- At Kansas, Baylor nearly set a record with a 14-for-29 display from the perimeter. BU's 14 treys marked the second most in program history.
- Prior to this year, only 14 Bears had made six or more 3s in a game. Two of them had done it multiple times (Makenzie Robertson, 2012, 2014) and Jennifer King (1990, 1991, 1993).

SIC'EM™

BAYLOR RECORD & TITLES SINCE 2010-11

YEAR	OVERALL W-L	BIG 12 W-L	B12 REG	B12
			SEASON TITLE	TOURNEY TITLE
2010-11	34-3	15-1	✓	✓
2011-12*	40-0	18-0	✓	✓
2012-13	34-2	18-0	✓	✓
2013-14	32-5	16-2	✓	✓
2014-15	33-4	16-2	✓	✓
2015-16	36-2	17-1	✓	✓
2016-17	33-4	17-1	✓	✓
2017-18	33-2	18-0	✓	✓
2018-19*	37-1	18-0	✓	✓
2019-20	28-2	17-1	✓	✓
2020-21	28-3	17-1	✓	✓
TOTALS	368-28	187-9	11X	8X

PROJECTED
STARTING 5

#24 SARAH ANDREWS

PPG: 12.1 RPG: 3.0 APG: 4.5
.422/.415/.673

#21 JA'MEE ASBERRY

PPG: 9.6 RPG: 2.9 APG: 2.0
.373/.365/.800

#3 JORDAN LEWIS

PPG: 11.7 RPG: 3.5 APG: 5.3
.427/.373/.647

#1 NALYSSA SMITH

PPG: 21.6 RPG: 11.4 APG: 1.2
.552/.259/.774

#4 QUEEN EGB0

PPG: 11.2 RPG: 8.6 APG: 1.0
.490/.000/.734

IOWA STATE POSSIBLE STARTING FIVE

24 Ashley Joens
20.2 PPG, 9.2 RPG, 2.2 APG11 Emily Ryan
12.1 PPG, 4.1 RPG, 1.9 APG21 Lexi Donarski
14.8 PPG, 3.2 RPG, 2.0 APG25 Beatriz Jordao
6.5 PPG, 4.2 RPG, 0.7 APG13 Maggie Espenmiller-McGraw
6.0 PPG, 2.1 RPG, 0.6 APG

QUICK FACTS

GENERAL INFORMATION

Location:	Waco, Texas
Chartered:	1845, by the Republic of Texas
Enrollment:	19,297
President:	Dr. Linda Livingstone
Faculty Representative:	Dr. Carson Mencken
Athletic Director:	Mack B. Rhoades, IV
SWA:	Dawn Rogers
Sport Administrator:	Jovan Overshown
Conference:	Big 12
Nickname:	Bears
Colors:	Green (3435C) and Gold (1235C)
Arena (capacity):	Ferrell Center (10,284)
Ferrell Center Press Row:	254-652-3092
Athletic Department:	254-710-1234
Ticket Office:	254-710-1000

WOMEN'S BASKETBALL HISTORY

First Season:	1974-75
All-Time Record:	1,025-502 (.671) / 46th season
Ferrell Center Record:	414-98 (.808)
Overall NCAA Tournament Record:	53-16 (.779)
NCAA Tournament Appearances:	19
Final Four Appearances:	4 (2005, '10, '12, '19)
NCAA Championships:	3 (2005, 2012, 2019)
Last NCAA Appearance:	2021, NCAA Elite Eight (lost t No. 1 seed UConn, 69-67)
Postseason WNIT Appearances:	3
Last WNIT Appearance:	2003 (lost to Auburn, WNIT finals)
Conference Titles (Last):	12 (2021)
Conference Tournament Titles (Last):	11 (2021)

2020-21 REVIEW

2020-21 Overall Record:	28-3
2020-21 Big 12 Record (Finish):	17-1 (1st)
2020-21 Postseason:	Elite Eight

WOMEN'S BASKETBALL STAFF

Head Coach:	Nicki Collen (Marquette, 1998)
Record at Baylor:	23-5 1st season
Career Record:	23-5 1st season
Assistant Coach:	Tari Cummings
Assistant Coach:	Tony Greene
Assistant Coach:	Chloe Pavlech
Asst. AD of Operations:	Michael Motta
Asst. Dir. of Operations:	Micah Odom
Asst. AD of Player Dev.:	Sophia Young-Malcolm
Director of Video Operations:	Aaron Sternecker
Dir. of WBB Recruiting Content:	Carolina Escobedo
Athletic Trainer:	Chalisa Fonza
Strength & Conditioning Coach:	Jeremy Heffner
Athletics Communications:	Krista Pirtle

STORY LINES

- **Sarah Andrews** and **Ja'Mee Asberry** have already joined that elite club this season. **Andrews** went 6-for-8 against Morehead State and from deep and **Asberry** fired off 6-of-8 against Alcorn State. **Asberry** then went 6-for-11 at Kansas, and **Andrews** set a career-high with a 7-for-10 mark.
- **Andrews'** seven 3s tied for third in program history. She is now one of six Bears in program history to hit a minimum of seven triples in a game.
- **Jordan Lewis** joined the club with her 6-of-7 performance against Iowa State.
- Baylor - with 188 3s on the season - has the third-highest 3pointer total for a single season in program history.
- Asberry is fourth in program history with 65 3s made this season.

QUICK HITS

- NaLyssa Smith was named the Big 12 Player of the Week (2/14) after averaging 26 points and 9 boards in BU's wins over KSU and WVU.
- The Bears nearly had four players log 20+ points in a game for the first time in program history in the win over KSU - **Jordan Lewis** 24, **NaLyssa Smith** 22, **Queen Egbo** 19 and **Sarah Andrews** 19.
- Baylor became the first team since 1999 to defeat a ranked opponent twice in three days as the Bears took down then-ranked No. 13 Texas, 75-63 (2/4) and 63-55 (2/6).
- A trio of watch lists came out in early February. **Jordan Lewis** was named to the Nancy Lieberman Award Top 10. **NaLyssa Smith** was named to the Katrina McClain Award Top 10. **Queen Egbo** was named to the Lisa Leslie Award Top 10.
- **Lewis** became the first Bear in program history to notch a triple-double as the grad transfer put up 10 points, 10 boards and 11 assists at West Virginia (1/29). Her triple-double was the first since Alexis Jones did so against Oklahoma (1/29/17) and the seventh overall in program history.
- She was named the Big 12 Player of the Week, Lewis had just the second 10 point, 10 rebound, 11 assist game in a Big 12 matchup, joining Shalee Lehning (Kansas State, 2009).
- Baylor picked up its first ranked win - and top-10 win - of the **Nicki Collen** era with an 87-61 victory over then-ranked No. 7 Iowa State on Sunday. It marked the worse loss since 2018 for the Cyclones.
- Down by four with 20 seconds on the clock, Baylor went on a 7-0 run - five of those points coming from **Ja'Mee Asberry** - as the Bears led their way to their first Big 12 win of the season at Kansas.
- With its win over Missouri on Saturday, Baylor is 5-1 in Big 12/SEC Challenge games.
- For the first time since Dec. 19, 2020, Baylor held an opponent to under 30 total points (24, McNeese State) against Morehead State. It also marked the first time since that game that BU held an opponent to four single-digit scoring quarters.
- **Smith** was named the Big 12 Player of the Week after averaging 19 points and 15.3 points per game through three games in Mexico.
- Baylor went 3-0 in the Cancun Challenge, playing three games in three days over Thanksgiving break. **Smith**, **Lewis** and **Egbo** were named to the 2021 Cancun Challenge Mayan Division All-Tournament Team. **Smith** was also named the Division's MVP.
- No. 6 Baylor had a shot to send the game to overtime in the final seconds, but the 3-pointer from the left wing barely missed to give No. 3 Maryland the 79-76 win. The Terps led, 76-65, with 2:45 left in the game. **Lewis** answered with six-straight points, and **Smith** added a bucket with 1:30 to play. Then it was **Lewis** again with 38 seconds remaining with a 3-pointer to cut Maryland's lead to three. Baylor's defense got the stop without fouling on the other end to set up the chance for the tie.
- BU opened the **Nicki Collen** era with a win over Texas State. **Collen** came to Baylor from the WNBA's Atlanta franchise, where she spent the last three seasons at the helm for the Dream. Her first year in Atlanta resulted in a 23-11 season in 2018, where she earned WNBA Coach of the Year honors and helped the team to the WNBA Playoff Semifinals.

THE BAYLOR BEARS REGIME

2019 NCAA CHAMPIONS

The 2018-19 Bears became just the third women's program in NCAA history to win three titles when Baylor beat Notre Dame 82-81 April 7 in Tampa, Fla. **Chloe Jackson's** go-ahead scoop layup with under five seconds left propelled her to NCAA Final Four Most Outstanding Player honors to go along with a team-high 26 points in the game. The Bears rode the wave of two All-American posts with **Kalani Brown** and **Lauren Cox** each earning multiple all-America honors. The pair led Baylor to its 10th regular-season and tournament championship in the Big 12 and **Kim Mulkey** was honored as national coach of the year by the USBWA, the *Associated Press* and the WBCA.

2012 NCAA CHAMPIONS

The 2011-12 Bear season was as perfect as it could be. En route to claiming its second NCAA Championship in seven years, Baylor ran the table, posting an unprecedented 40-0 mark and claiming both Big 12 Conference crowns. **Brittney Griner** and Mulkey swept player of the year and coach of the year honors, earning WBCA, USBWA, Associated Press, Naismith and Big 12 Conference recognition. Baylor was ranked No. 1 wire-to-wire in both polls and raced through conference play with a Big 12-record 18-0 mark. Griner and **Odyssey Sims** were named consensus All-Americans, while **Destiny Williams** was a WBCA All-America honorable mention honoree.

2005 NCAA CHAMPIONS

The squad posted a 33-3 record and claimed the Big 12 Conference title with a 14-2 mark. En route to the program's first NCAA Championship, the Bears defeated three No. 1 seeds. **Steffanie Blackmon** and **Sophia Young** were both named All-Americans. In addition to earning Big 12 Coach of the Year honors, **Mulkey** received the New York Athletic Club's prestigious Winged Foot Award.

NCAA TOURNAMENT STAPLE & 11+-YEAR DOMINANCE

- The Bears have made 17 consecutive NCAA Tournament appearances and 19 overall. Those appearances have resulted in three national championships (2005, 2012, 2019), four Final Fours (2005, 2010, 2012, 2019), 10 Elite Eights and 14 Sweet Sixteens.
- The Bears are 23-time Big 12 Champions - most in Big 12 history - capturing 11 consecutive regular season titles, 12 overall & 11 tournament titles.
- Baylor is 386-33 (.928) over the past 12 seasons while posting a 195-12 mark in Big 12 play and 27-1 (.964) in Big 12 Tournament play.
- 330 of Baylor's 384 wins since 2010-11 have been by 10 or more points, and only 19 times in that span has its winning margin been five or fewer points.

BIG 12 DYNASTY

- Baylor women's basketball has won a league-leading 23 Big 12 Conference titles, 12 regular season and 11 tournament championships.
- Baylor has run the table in the conference four times (2012, 2013, 2018, 2019). It has only happened six times in Big 12 history (Oklahoma: 16-0 in 2006; Nebraska: 16-0 in 2010).
- Baylor has advanced to the Big 12 Championship game 10 times in a row and 14 times in program history.
- The Bears have won nine of the last 10 Big 12 Championship titles, besting No. 17/20 West Virginia, 76-50, in the 2021 final.

HEAD COACH NICKI COLLEN • 1ST SEASON



Nicki Collen was introduced as the fifth Head Coach in Baylor women's basketball history on May 5, 2021.

Collen comes to Baylor from the WNBA's Atlanta franchise, where she spent the last three seasons at the helm for the Dream. Her rookie season in Atlanta resulted

in a 23-11 season in 2018, where she earned WNBA Coach of the Year honors and helped the franchise to the WNBA Playoff Semifinals.

Prior to her arrival in Atlanta, she spent two seasons under head coach Curt Miller of the Connecticut Sun, helping the franchise improve from fifth in the East Division to second from 2016 to 2017, respectively.

"I am thrilled to be the head coach at Baylor University. I believe it is the top job in the country for women's basketball," said Collen. "I am excited to begin working with this extremely talented team and I am grateful for the unwavering support of President Livingstone and Mack Rhoades. The success of this program speaks for itself, and I will begin working today to ensure Baylor women's basketball continues to be a program that excels at the highest levels."

Collen's collegiate coaching career spanned for nine seasons prior to her WNBA arrival. She spent two seasons as an assistant at Colorado State from 2000-2002, one season at Ball State from 2002-2003, one at Louisville from 2003-2004, three at Arkansas from 2011-2014 and two at Florida Gulf Coast from 2014-2016.

Her teams' combined record in nine seasons as an NCAA Division I assistant was 214-74, good for a .743 win percentage. As an assistant, Collen guided four different squads to the NCAA Tournament, reaching the second round in three of those seasons.

She spent six of her nine seasons as an assistant under her husband, Tom Collen's head-coaching tenures at Colorado State, Louisville and Arkansas. She also coached under Tracy Roller at Ball State and Karl Smesko at Florida Gulf Coast, who has the third-highest active winning percentage in NCAA Division I. Collen helped the FGCU program to a 64-9 record and the school's first NCAA Tournament win in her two-year tenure.

In her nine seasons at the collegiate level, Collen coached three All-Americans and saw three players selected in the WNBA Draft.

Collen's collegiate playing career began at Purdue in 1993-94, when the Boilermakers made an NCAA Final Four run with a 29-5 overall record and a 16-2 mark in the Big Ten. Her sophomore season, Purdue made another deep run with an Elite Eight appearance to go with a 24-8 overall record. She transferred to Marquette, where she tallied 421 assists in her final two seasons, averaging 7.0 per game in her last 60 collegiate games. She helped the Golden Eagles to two-straight NCAA Tournament appearances in 1997 and 1998.

Nicki and her husband Tom have three children, Connor, Reese and Logan.

WHAT THEY'RE SAYING ABOUT NICKI COLLEN

"Nicki Collen is a great hire for Baylor. A well-respected basketball mind in the WNBA, she has the knowledge and work-ethic to succeed at one of the top programs in women's college basketball.

Much like the woman who preceded her, Collen is a fiery competitor with a big personality. She is a nice fit for Baylor."

—Rebecca Lobo, ESPN Analyst, former NCAA Champion

"Nicki made an immediate impression as a head coach in the WNBA and it was a big challenge to coach against her. She likes an up tempo game, is innovative, and will bring a great style to Baylor Basketball. She is known for being direct and honest with her players in order to get the best from them on and off the court. I'm looking forward to watching her continue the great tradition of Baylor Basketball."

—Mike Thibault, Connecticut Sun Head Coach

"Congrats to the Baylor Administration on hiring Nicki Collen as their next basketball coach! Nicki is a detailed strategist and a relationship builder with a tireless work ethic. Coach Collen will bring more winning success to the student athletes on and off the court and the Lady Bear fans will be entertained with a fast paced offensive style of play! Buckle up for some intense, high octane offense!"

—Debbie Antonelli, ESPN Analyst

"Nicki has a brilliant basketball mind and a tremendous ability to connect with players. Nicki is high-energy, self-motivated, and ultra-competitive. She will do great things at Baylor."

—Karl Smesko, Florida Gulf Coast Head Coach

"Nicki Collen is one of the best basketball minds I've covered over the years. Her depth of knowledge and understanding of the x's and o's is second to none. Coupled with vast experience at various levels on the college and WNBA side, there will be more Big 12 Championships in Baylor's future."

—LaChina Robinson, ESPN Analyst

"The Lady Bears program is always near and dear, and I am excited to see what Coach Collen will do on the sidelines in Waco. Fans can expect some fiery defensive skills for Coach C!"

—Kalani Brown, Atlanta Dream player, former Lady Bear

"I was really looking forward to working with Coach Collen in the WNBA, and while I didn't get that chance, I couldn't be happier for her to join our alma mater and lead the Lady Bears. I am excited to see her in the green and gold."

—Odyssey Sims, Atlanta Dream player, former Bear

"Today is an exciting day for Baylor University and our women's basketball program. Nicki is a passionate leader of young women and an elite basketball mind and teacher of the game. She is a great mission fit who shares in our vision of Preparing Champions for Life by commanding excellence both on and off the court. Nicki's professional experience will be invaluable to developing players for the next level. Her addition sustains our commitment to the women's basketball program at the highest level. We welcome Nicki, her husband Tom and children, Connor, Reese and Logan, to the Baylor family."

—Mack Rhoades, Baylor Vice President & Director of Athletics

"We are excited to have Nicki lead our women's basketball program, and we look forward to welcoming her into the Baylor Family. I appreciate the work of Mack Rhoades and his team in identifying our next coach who understands our commitment to an elite program, aligns with Baylor's Christian mission and appreciates how we prepare champions for life at our University. After visiting personally with Coach Collen, I can't wait to see her and our student-athletes as they represent our great University both on the court and inside the classroom as well as throughout the Waco community."

—Baylor President Linda A. Livingstone, Ph.D

NICKI COLLEN

Education: Marquette, 1998, Mechanical Engineering

Family: Husband, Tom; Children, Connor, Reese & Logan

EXPERIENCE

Purdue (Player), 1993-95
Marquette (Player), 1996-98
BCM Alexandros, Greece (Player), 1998-99
Colorado State (Assistant Coach), 2000-02
Ball State (Assistant Coach), 2002-03
Louisville (Assistant Coach), 2003-04
Arkansas (Assistant Coach), 2011-14
Florida Gulf Coast (Assistant Coach), 2014-16
Connecticut Sun (WNBA, Assistant Coach), 2016-17
Atlanta Dream (WNBA, Head Coach), 2018-20
Baylor (Head Coach) 2021-present

HIGHLIGHTS

- 2018 WNBA Coach of the Year
- July 2018 WNBA Coach of the Month
- August 2018 WNBA Coach of the Month
- 2018 WNBA Semifinals
- 2017 WNBA Playoffs Second Round as Assistant
- Four NCAA Tournament Appearances as Assistant
- Three WNIT Appearances as Assistant

Collegiate All-Americans Coached

2002	Angie Gorton	Colorado State
2004	Sara Nord	Louisville
2016	Whitney Knight	Florida Gulf Coast

WNBA Draft Picks Coached in College

2003	Tamara Bowie	Washington
2012	C'eira Ricketts	Phoenix
2016	Whitney Knight	Los Angeles

WNBA All-Stars Coached

2017	Jasmine Thomas	Connecticut
2017	Alyssa Thomas	Connecticut
2018	Angel McCoughtry	Atlanta

HEAD WNBA COACHING YBY RECORD

Year	Franchise	Conference	OVRL	Postseason
2018	Atlanta	Eastern	23-11	WNBA Semifinals
2019	Atlanta	Eastern	8-26	
2020	Atlanta	Eastern	7-15	
Totals		3 Seasons	38-52	1 Appearance

ASST. WNBA COACHING YBY RECORD

Year	Franchise	Conference	OVRL	Postseason
2016	Connecticut	Eastern	14-20	
2017	Connecticut	Eastern	21-13	WNBA 2nd Round
Totals		2 Seasons	38-52	1 Appearance

ASST. COACHING YEAR-BY-YEAR RECORD

Year	School	Overall	Conf	Postseason
2000-01	Colorado State	25-7	10-4	NCAA-Second
2001-02	Colorado State	24-7	12-2	NCAA-First
2002-03	Ball State	18-8	12-4	WNIT-Second
2003-04	Louisville	20-10	11-3	WNIT-First
2011-12	Arkansas	24-9	10-6	NCAA-Second
2012-13	Arkansas	20-13	6-10	WNIT-Second
2013-14	Arkansas	19-11	6-10	
2014-15	Florida Gulf Coast	31-3	14-0	NCAA-Second
2015-16	Florida Gulf Coast	33-6	14-0	WNIT-Finals
Totals	9 Seasons	214-74	95-39	8 Appearances

HEAD COACHING YEAR-BY-YEAR RECORD

Year	School	Overall	Conf	Postseason
2021-22	Baylor	23-5	13-3	
Totals	1 Season	23-5	13-3	

ROSTER INFORMATION

PRONUNCIATION GUIDE

NaLyssa - NUH-lissa
 Egbo - egg-BOH
 Andrea - ANNE-dree-uh
 Katramados - cat-truh-MOD-os
 Ja'Mee - Jamie
 Gillispie - guh-LESS-pe
 Bickle - BICK-uhl
 Collen - CALL-in
 Tari - TAR-ee
 Pavlech - PAV-lick
 Sternecker - STIR-nuh-ker
 Chalisa - shuh-LEE-suh
 Fonza - FAWN-sa

RETURNERS (4)

F - NaLyssa Smith *
 C - Queen Egbo *
 G - Jaden Owens
 G - Sarah Andrews
 F - Caitlin Bickle
 * Returning starter

NEWCOMERS (4)

G - Jordan Lewis (Alabama)
 G - Andrea Katramados
 G - Ja'Mee Asberry (Oklahoma St.)
 F - Kendra Gillispie

STARTERS LOST (3)

	PPG	RPG
G - Moon Ursin	12.6	6.6
G - Didi Richards	6.3	3.3
G - Trinity Oliver	4.4	3.1

TV/RADIO HEAD SHOTS



1 - NALYSSA SMITH

F · 6-4 · Sr.
 Converse, Texas



3 - JORDAN LEWIS

G · 5-7 · G-Tr.
 Windermere, Fla.



4 - QUEEN EGBO

C · 6-3 · Sr.
 Houston, Texas



10 - JADEN OWENS

G · 5-8 · Jr.
 Plano, Texas



11 - ANDREA KATRAMADOS

G · 5-10 · Fr.
 Belle Mead, N.J.



21 - JA'MEE ASBERRY

G · 5-5 · Jr. -TR
 Tulsa, Okla.



25 - KENDRA GILLISPIE

F · 6-2 · Fr.
 Oklahoma City, Okla.



24 - SARAH ANDREWS

G · 5-6 · So.
 Irving, Texas



51 - CAITLIN BICKLE

F · 6-0 · Sr.
 Cave Creek, Ariz.



NICKI COLLEN

Head Coach
 1st Season



TARI CUMMINGS

Assistant Coach
 1st Season



TONY GREENE

Assistant Coach
 1st Season



CHLOE PAVLECH

Assistant Coach
 1st Season

AWARDS / NATIONAL & BIG 12 RANKINGS

2021-22 AWARDS

Player/Coach	Honor	Date
Nalyssa Smith	Preseason Big 12 Player of the Year	Oct. 6
Jordan Lewis	Preseason Big 12 Newcomer of the Year	Oct. 6
Nalyssa Smith	Preseason All-Big 12	Oct. 6
Queen Egbo	Preseason All-Big 12	Oct. 6
Jordan Lewis	Preseason All-Big 12 Honorable Mention	Oct. 6
Sarah Andrews	Preseason All-Big 12 Honorable Mention	Oct. 6
Nalyssa Smith	AP Preseason All-America	Oct. 26
Jordan Lewis	Lieberman Award Preseason Watch List	Oct. 27
Nalyssa Smith	McClain Award Preseason Watch List	Oct. 28
Queen Egbo	Leslie Award Preseason Watch List	Oct. 29
Nalyssa Smith	"Wade Watch" Preseason List	Nov. 9
Jordan Lewis	Wooden Award Top 50 Watch List	Nov. 9
Queen Egbo	Wooden Award Top 50 Watch List	Nov. 9
Nalyssa Smith	Wooden Award Top 50 Watch List	Nov. 9
Queen Egbo	Naismith Award Watch List	Nov. 9
Nalyssa Smith	Naismith Award Watch List	Nov. 9
Nalyssa Smith	Cancun Challenge Mayan MVP	Nov. 27
Nalyssa Smith	Cancun Challenge Mayan Team	Nov. 27
Jordan Lewis	Cancun Challenge Mayan Team	Nov. 27
Queen Egbo	Cancun Challenge Mayan Team	Nov. 27
Nalyssa Smith	Big 12 Player of the Week	Nov. 29
Jordan Lewis	Senior CLASS Award Candidate	Dec. 7
Nalyssa Smith	Senior CLASS Award Candidate	Dec. 7
Nalyssa Smith	Wooden Award Top 25 Watch List	Jan. 4
Nalyssa Smith	Naismith Women's Defensive POY Watch List	Jan. 25
Jordan Lewis	Big 12 Player of the Week	Jan. 31
Nalyssa Smith	Wooden Award Top 20 Watch List	Jan. 31
Jordan Lewis	Dawn Staley Award Late Season Watch List	Feb. 6
Jordan Lewis	Lieberman Award Top 10	Feb. 7
Nalyssa Smith	Naismith Award Midseason Watch List	Feb. 8
Nalyssa Smith	McClain Award Top 10	Feb. 10
Queen Egbo	Leslie Award Top 10	Feb. 11
Nalyssa Smith	Big 12 Player of the Week	Feb. 14

NATIONAL/BIG 12 RANKINGS

TEAM RANKINGS (NATIONAL TOP 10)

Cat.	Mark	NR	B12 R
Assist:Turnover	1.34	6	1

PLAYER RANKINGS (TOP 25)

Cat.	Player	Mark	NR	B12R
Defensive Rebs/Gm	Nalyssa Smith	7.9	17	1
Double Doubles	Nalyssa Smith	18	8	1
Field Goals Made	Nalyssa Smith	226	4	2
FG Percentage	Nalyssa Smith	55.1	24	2
Final Points	Nalyssa Smith	572	8	2
Points/Game	Nalyssa Smith	21.2	11	2
Rebounds	Nalyssa Smith	302	9	1
Rebounds/Game	Nalyssa Smith	11.2	15	1
3PT Percentage	Sarah Andrews	42.2	22	3
Triple Doubles	Jordan Lewis	1	6	1

Div I Women, Longest Active Streaks of 20-Win Seasons

UConn	29	1993-94 - 2021-22
Baylor	22	2000-01 - 2021-22
Stanford	21	2001-02 - 2021-22
Maryland	18	2004-05 - 2021-22
Texas A&M	16	2005-06 - 2020-21
James Madison	15	2005-06 - 2019-20
		(13 wins in 2020-21)

BAYLOR LINEUP INFO / ADDITIONAL OPPONENT INFO

LINEUP INFO

2021-22 STARTING 5 COMBOS/RECORDS

Andrews, Lewis, Asberry, Smith, Egbo	23-5
--------------------------------------	------

CAREER RECORD AS A STARTER

Player	W-L
Nalyssa Smith	77-10
Queen Egbo	57-9
Caitlin Bickle	1-0
Sarah Andrews	23-6
Ja'Mee Asberry	23-5
Jordan Lewis	23-5

HEAD TO HEAD

BAYLOR.....IOWA STATE

76.7	Points Per Game	78.0
39.6	Rebounds Per Game	40.1
776-1705	Field Goals Made-Att.	757-1709
.455	Field Goal Percentage	.443
188-540	3-Point FG Made-Att.	300-762
.348	3-Point Percentage	.394
407-563	Free Throws Made-Att.	371-449
.723	Free Throw Percentage	.826
17.6	Assists Per Game	14.7
13.1	Turnovers Per Game	12.5
6.8	Steals Per Game	5.1
4.0	Blocks Per Game	3.8

ASSOCIATED PRESS POLL

(Released Feb. 21, 2022)

Rank	Team	Record	Points	Previous Rank
1	South Carolina (30)	25-1	750	1
2	Stanford	23-3	720	2
3	NC State	25-3	688	4
4	Louisville	23-3	651-3	
5	Baylor	21-5	619	7
6	Michigan	21-4	596	9
7	UConn	19-5	517	10
8	LSU	23-4	510	11
9	Iowa State	22-4	508	6
10	Indiana	19-5	485	5
11	Texas	19-6	469	14
12	Arizona	19-5	429	8
13	Maryland	20-7	425	13
14	Notre Dame	20-6	288	19
15	Florida	20-7	287	17
16	Tennessee	21-6	273	12
17	Ohio State	20-5	238	18
18	North Carolina	21-5	228	24
19	BYU	23-2	226	20
20	Oklahoma	20-6	212	15
21	Iowa	17-7	176	22
22	Georgia Tech	19-8	117	16
23	Virginia Tech	20-7	106	23
24	FGCU	24-2	62	25
25	Georgia	18-8	44	21

Others receiving votes: Oregon 44, Kansas 39, Princeton 16, UCF 8, Washington State 6, Villanova 5, Liberty 3, UNLV 2, Toledo 2, Dayton 1

AP POLL STREAK

Baylor women's basketball has been included in the Associated Press Top 25 Poll for 349 consecutive weeks.

USA TODAY/WBCA COACHES POLL

(Released Feb. 22, 2022)

Rank	Team	Record	Pts	1st	Prev
1	South Carolina	25-1	799	31	1
2	Stanford	23-3	767	1	2
3	NC State	25-3	735	0	4
4	Louisville	24-3	697	0	3
5	Michigan	21-4	640	0	9
6	Iowa State	22-4	612	0	5
7	Baylor	21-5	604	0	10
8	LSU	23-4	541	0	12
9	UConn	19-5	541	0	11
10	Indiana	19-6	513	0	6
11	Arizona	19-5	481	0	7
12	Texas	19-6	424	0	14
13	Maryland	20-7	416	0	13
14	Tennessee	21-6	385	0	8
15	BYU	23-2	351	0	16
16	Notre Dame	20-6	281	0	20
17	Ohio State	20-5	241	0	19
18	North Carolina	21-5	217	0	23
19	Oklahoma	20-6	204	0	15
20	Georgia	18-8	170	0	17
21	Florida	20-7	159	0	21
22	Iowa	18-7	156	0	25
23	FGCU	24-2	150	0	22
24	Georgia Tech	19-8	110	0	18
25	UCF	20-3	58	0	NR

Others Receiving Votes: Virginia Tech 53, Liberty 22, Mississippi 14, Drexel 14, Oregon 12, Rhode Island 7, Stony Brook 6, Washington State 6, South Dakota State 4, Utah 4, South Dakota 2, South Florida 2, Gonzaga 1, Nebraska 1.

BAYLOR'S RECORD WHEN...

	Big 12	All	Collen Era
Home	7-1	13-1	13-1
Away	6-2	7-3	7-3
Neutral	--	3-1	3-1
Leading at half	12-1	21-1	21-1
Trailing at half	1-1	2-3	2-3
Tied at half	0-1	0-1	0-1
Overtime	--	--	--
November games	--	7-1	7-1
December games	--	3-1	3-1
January games	5-2	5-2	5-2
February games	8-1	8-1	8-1
March games	--	--	--
April games	--	--	--
Television games	13-3	23-5	23-5
Versus ranked	3-2	3-4	3-4
Versus top 10	1-0	1-1	1-1

Field Goals

Shooting 20-29%	--	--	--
Shooting 30-39%	1-2	3-3	3-3
Shooting 40-49%	8-1	14-2	14-2
Shooting 50-59%	3-0	5-0	5-0
Shooting 60-69%	--	--	--
Higher than opponent	11-1	21-3	21-3
Lower than opponent	1-2	1-2	1-2

Three-Point Field Goals

Shooting 0-19%	1-0	2-0	2-0
Shooting 20-29%	4-1	7-3	7-3
Shooting 30-39%	2-2	4-2	4-2
Shooting 40-49%	4-0	8-0	8-0
Shooting 50-59%	3-0	3-0	3-0
Shooting 60-69%	--	--	--
Shooting 70-79%	--	--	--
Shooting 80-89%	--	--	--
Shooting 90-99%	--	--	--
Shooting 100%	--	--	--
Higher than opponent	5-1	12-1	12-1
Lower than opponent	9-2	12-4	12-4
Same as opponent	--	--	--

Free Throws

Shooting 30-39%	--	--	--
Shooting 40-49%	--	--	--
Shooting 50-59%	1-0	2-0	2-0
Shooting 60-69%	4-1	7-1	7-1
Shooting 70-79%	3-2	7-2	7-2
Shooting 80-89%	5-0	7-2	7-2
Shooting 90-100%	--	--	--
Higher than opponent	8-1	8-1	8-1
Lower than opponent	5-2	13-4	13-4
Same as opponent	--	--	--

Outrebounding opp.	10-1	19-2	19-2
Outrebounded by opp.	3-2	4-3	4-3
Rebounds equal	--	--	--

Games decided by

1-5 points	1-1	2-2	2-2
6-10 points	4-2	6-3	6-3
11-15 points	1-0	1-0	1-0
16-24 points	3-0	6-0	6-0
25+ points	4-0	8-0	8-0

MILESTONES. TEAM NOTES. RANKINGS

INDIVIDUAL NOTES

• **NaLyssa Smith** surpassed the 1,500 career-points mark against Michigan on Dec. 19. The senior currently has 1,881 career points (No. 10 in program history) to go with 1,013 rebounds. Only six Bears in Baylor women's basketball history have 1,800+ career points and 1,000+ career rebounds.

• **Jordan Lewis** is No. 15 in the country among active DI student-athletes with 1,908 career points. She's second with 658 career assists. Lewis holds the all-time NCAA Division I record with 158 games played.

TEAM NOTES

- Baylor has out-rebounded its opponents in 181 of the last 193 games.
- Baylor is 253-1 all-time when shooting 50 percent or better from the field and 40-0 when shooting 60 percent or higher.
- 43 of Baylor's wins since 2010-11 have been by 10 or more points, and only 19 times in that span has its winning margin been five or fewer points.
- Baylor's last non-conference loss at home came Jan. 13, 2014 vs. UConn (66-55). Since then, the Bears have won 66-straight non-conference home games at the Ferrell Center including 15 NCAA Tournament contests.
- Since the 2010-11 season, Baylor is 44-5 vs. Top 25 opponents at the Ferrell Center.
- Baylor is 336-100 (.769) vs. Big 12 opponents in the regular season all-time.
- Baylor has been ranked in the Associated Press Top 25 for 349 straight weeks.

- Baylor has been ranked in the USA Today/WBCA Top 25 for 329 straight weeks.

2021-22 GAME-BY-GAME SPECIALTY STATISTICS

GAME (BU/OPP)	PAINT	OFF T/O	2ND CH.	FAST BR.	BENCH	GAME (BU/OPP)	PAINT	OFF T/O	2ND CH.	FAST BR.	BENCH
Texas State	42/30	22/14	9/12	13/15	13/28	Texas	28/18	25/17	5/12	24/10	8/25
at UT Arlington	36/30	22/9	17/12	9/2	10/16	at Texas	24/14	19/9	9/11	10/5	5/13
New Orleans	42/8	27/8	18/6	11/2	18/9	Kansas State	40/28	15/8	14/4	17/0	7/23
at Maryland	34/34	13/17	7/17	13/8	4/5	West Virginia	36/24	12/6	7/18	9/14	4/14
vs. Fordham	24/14	12/10	14/10	12/4	12/7	TCU	48/16	22/3	8/3	14/3	5/18
vs. Arizona State	14/5	36/18	14/11	12/13	7/15	at TCU	28/18	18/4	15/11	8/2	13/13
vs. Houston	26/22	14/16	16/10	12/9	11/12	at Oklahoma St.	36/22	8/26	7/13	7/20	7/16
Morehead State	24/10	15/7	11/4	10/3	15/7	Kansas	30/30	23/17	12/8	11/14	9/16
Missouri	28/30	10/11	10/9	13/3	15/14						
Alcorn State	34/12	25/7	16/6	28/0	18/18						
vs. Michigan	28/38	14/21	3/29	18/8	5/13						
North Texas	32/20	19/8	15/5	6/7	19/9						
at Kansas State	24/32	16/18	11/7	6/0	10/12						
at Oklahoma	40/26	9/25	17/4	6/15	11/33						
at Kansas	22/20	13/7	18/4	8/2	11/9						
Oklahoma State	32/14	15/9	15/4	10/8	8/21						
Iowa State	28/16	17/8	10/6	11/5	11/12						
at Texas Tech	40/22	20/23	20/10	3/8	12/11						
at West Virginia	36/28	13/9	9/2	4/20	13/29						
Oklahoma	32/38	16/13	9/16	17/19	13/21						

2021-22 BAYLOR WEEKLY NATIONAL RANKINGS

ASSOCIATED PRESS

Week	Date	Rank
Pre	10/27	7
1	11/15	6
2	11/22	6
3	11/29	5
4	12/6	5
5	12/13	5
6	12/20	10
7	12/27	10
8	1/3	14
9	1/10	14
10	1/17	15
11	1/24	11
12	1/31	9
13	2/7	10
14	2/14	7
15	2/21	5

USA TODAY/COACHES

Week	Date	Rank
Pre	11/3	8
2	11/22	8
3	11/30	7
4	12/7	6
5	12/14	5
6	12/21	10
7	12/28	10
8	1/4	13
9	1/11	13
10	1/18	16
11	1/25	14
12	2/1	12
13	2/8	11
14	2/15	10
15	2/23	

THE LAST TIME A BAYLOR TEAM ...

Scored 120 Points.....	136, vs. Northwestern State (Dec. 18, 2020)
Scored Fewer than 50 Points.....	45 at Oklahoma State (Dec. 30, 2015)
Won by 100 Points.....	140-32 vs. Winthrop (Dec. 15, 2016)^
Won by 70 Points.....	93 vs. McNeese State (Dec. 19, 2020)
Shot 65 pct from the floor.....	67.9 (57-84) vs. Northwestern State (Dec. 18, 2020)
Shot 60 pct from the floor.....	62.3 (48-77) vs. McNeese State (Dec. 19, 2020)
Shot less than 35 pct from the floor.....	34.8% (24-69) vs. No. 5/6 South Carolina (Nov. 30, 2019)
Shot 70 pct from 3-point range.....	71.4% (5-7) vs. Houston Baptist (Nov. 14, 2019)
Shot less than 20 pct from 3-point range.....	18.3 (2-11) vs. Oklahoma State (Jan. 9, 2022)
Made 10 3-point field goals.....	11 vs. Kansas State (Feb. 9, 2022)
Shot 100 percent from the FT line.....	14-14, vs. TCU (March 12, 2021)
Shot less than 50 pct from the FT line.....	45.5% (5-11) vs. Iowa State (Jan. 16, 2021)
Had 70 Rebounds.....	75 vs. UTRGV (Dec. 31, 2018)*
Had 60 Rebounds.....	61 vs. Oklahoma State (Jan. 12, 2020)
Had 30 Offensive Rebounds.....	31 vs. UTRGV (Dec. 31, 2018)
Had 40 Assists.....	45 vs. Northwestern State (Dec. 18, 2020)*
Had 30 Assists.....	30 vs. Kansas State (Feb. 9, 2022)
Had 25 Turnovers.....	25 vs. Syracuse (Dec. 19, 2014)
Had less than 5 Turnovers.....	2 vs. Texas (Feb. 1, 2014)*
Had 20 Steals.....	25 vs. McNeese State (Dec. 19, 2020)
Had 17 Blocked Shots.....	17 vs. Winthrop (Dec. 15, 2016)*
Had 15 Blocked Shots.....	15 vs. Kansas (Jan. 1, 2017)
Had two 30-point scorers.....	Nina Davis (32), Odyssey Sims (31) vs. Western Kentucky (March 22, 2014)
Had three 20-point scorers.....	NaLyssa Smith (30), Queen Egbo (21), Hannah Gusters (22) vs. Northwestern State (Dec. 18, 2020)
Had eight double-figure scorers.....	NaLyssa Smith (21), DiDi Richards (15), Juicy Landrum (14), Queen Egbo (14), Erin DeGrate (13), Lauren Cox (13), Te'a Cooper (12), Moon Ursin (10) * vs. Grambling State (Nov. 8, 2019)
Had seven double-figure scorers.....	NaLyssa Smith (21), DiDi Richards (15), Juicy Landrum (14), Queen Egbo (14), Erin DeGrate (13), Lauren Cox (13), Te'a Cooper (12), Moon Ursin (10) vs. Grambling State (Nov. 8, 2019)
Had no players score in double figures.....	at Texas Tech (Feb. 29, 2000)
Had three double-figure rebounders.....	Kalani Brown (13), NaLyssa Smith (11), Queen Egbo (10) vs. Oklahoma State (Mar. 2, 2019)
Had three with double-doubles.....	Nina Davis (18p/14r), Kalani Brown (14p/10r), Kristy Wallace (12p/10r) vs. Texas Tech (March 4, 2017)
Had two with double figure assists.....	Niya Johnson (14a), Odyssey Sims (13a) vs. San Jose State (Dec. 3, 2013)
Scored 70 points or more in the first half.....	74 vs. Northwestern State (Dec. 18, 2020)
Scored 60 points or more in first half.....	63 vs. Oklahoma (Feb. 22, 2020)
Scored 60 pts or more in second half.....	65 vs. McNeese State (Dec. 19, 2020)
Scored 20 points or less in first half.....	20 vs. Fordham (Nov. 25, 2021)
Scored 20 points or less in second half.....	19 vs. Kansas State (Jan. 22, 2014)
Failed to make a 3-point field goal.....	.000 (0-11) at South Florida (Dec. 1, 2020)
Defeated a top 10 team.....	87-61 vs. No. 7 Iowa State (1/23/22)
Lost to a ranked team.....	78-77 vs. No. 18 Oklahoma (Feb. 2, 2022)
Lost to an unranked team.....	68-59 at Kansas State (Jan. 2, 2022)
Lost to an unranked team at home.....	75-71 vs. Iowa State (Jan. 16, 2021)
Lost a regular season, non-conference game.....	74-68 (OT) vs. 11/13 Michigan (Dec. 19, 2021)
Lost a regular season, non-conference home game.....	66-55 vs. UConn (Jan. 13, 2014)
Won an overtime game.....	78-75 vs. Michigan (March 27, 2021)
Lost an overtime game.....	74-68 (OT) vs. 11/13 Michigan (Dec. 19, 2021)
Won a double-overtime game.....	95-83 vs. Iowa State (Feb. 1, 2003)
Lost a double-overtime game.....	never
Won a triple-overtime game.....	never
Lost a triple-overtime game.....	103-99 at Nebraska (Jan. 12, 2005)
Won a quadruple-overtime game.....	never
Lost a quadruple-overtime game.....	133-130 4OT vs. #5 Kentucky (Dec. 6, 2013)

THE LAST TIME A BAYLOR INDIVIDUAL...

Recorded a Triple-Double (Pts/Reb/Ast).....	Jordan Lewis (10p/10r/11a) at West Virginia (Jan. 29, 2022)
Recorded a Triple-Double (Pts/Reb/Blk).....	Brittney Griner (28p/10r/10bl) at West Virginia (March 2, 2013)
Recorded a Double-Double (Pts/Ast).....	Jordyn Oliver (12p/10a) vs. Northwestern State (Dec. 18, 2020)
Recorded a Double-Double (Reb/Ast).....	Niya Johnson (10r/19a) vs. McNeese State (Dec. 13, 2015)
Recorded a Double-Double (Pts/Blk).....	Brittney Griner (28p/10bl) at West Virginia (March 2, 2013)
Had a 20/10 Performance (Pts/Ast).....	Te'a Cooper (23p/10a) vs. Houston Baptist (Nov. 14, 2019)
Had a 30/10 Performance (Pts/Reb).....	NaLyssa Smith (30p/12r) vs. West Virginia (Feb. 12, 2022)
Had a 20/20 Performance (Pts/Reb).....	Kalani Brown (20p/23r) at #21/22 Oklahoma State (Feb. 13, 2018)
Had a 30/20 Performance (Pts/Reb).....	Brittney Griner (33p/22r) vs. #23 Florida State (March 26, 2013)
Had a 40/20 Performance (Pts/Reb).....	Danielle Crockmro (41p/22r) at Texas A&M (Jan. 20, 2001)
Scored 50 Points.....	Brittney Griner (50) vs. Kansas State (March 4, 2013)
Scored 40 Points.....	Juicy Landrum (42) vs. Arkansas State (Dec. 18, 2019)
Scored 30 Points.....	NaLyssa Smith (33) vs. Kansas (Feb. 26, 2022)
Had 20 Rebounds.....	Queen Egbo (21) vs. No. 7 Iowa State (1/23/22)
Had 10 Assists.....	Jordan Lewis (11) at West Virginia (Jan. 29, 2022)
Had 5 Steals.....	Ja'Mee Ashberry (5) at TCU (Feb. 29, 2022)
Had 5 Blocked Shots.....	Queen Egbo (7) vs. Virginia Tech (March 23, 2021)
Had 10 Blocked Shots.....	Brittney Griner (10) at West Virginia (March 2, 2013)

THE LAST TIME A BAYLOR OPPONENT...

Scored 100 Points.....	133 by #5 Kentucky (Dec. 6, 2013)
Scored 90 Points.....	133 by #5 Kentucky (Dec. 6, 2013)
Scored Fewer than 30 Points.....	28 by Morehead State (Nov. 30, 2021)
Won by 30 Points.....	31 by LSU (Jan. 30, 2006)
Shot 65 pct from the floor.....	66.7 (40-67) by Iowa State (Feb. 26, 2000)
Shot 60 pct from the floor.....	61.0 (36-59) by Oklahoma (Jan. 15, 2000)
Shot 50 pct from the floor.....	52.8% by Texas Tech (Jan. 26, 2022)
Shot less than 25 pct from the floor.....	20.0% by Morehead State (Nov. 30, 2021)
Shot 50 pct from 3-point range.....	62.5% (5-8) by Texas (Feb. 4, 2022)
Shot less than 20 pct from 3-point range.....	14.3 % by Morehead State (Nov. 30, 2021)
Made 10 3-point field goals.....	(11-15) by Texas Tech (Jan. 26, 2022)
Shot less than 50 pct from the FT line.....	44.4% (8-18) by Jackson State (March 21, 2021)
Had 50 Rebounds.....	50 by Michigan (Dec. 19, 2021)
Had 20 Offensive Rebounds.....	26 by #18/19 Texas (Feb. 25, 2019)
Had 20 Assists.....	21 at #8/7 UCLA (Nov. 18, 2017)
Had 20 Turnovers.....	20 by Texas (Feb. 4, 2022)
Had 7 or Fewer Turnovers.....	7 by Texas (Jan. 31, 2020)
Had 10 Steals.....	12 by Oklahoma State (Feb. 23, 2022)
Had 10 Blocked Shots.....	10 by Oklahoma (Feb. 21, 2009)
Had two 20-point scorers.....	Bryn Gerlich (22) and Vivian Gray (21) at Texas Tech (Jan. 26, 2022)
Had two double-figure rebounders.....	Mercedes Russell (12), Jaime Nared (11) by #22/25 Tennessee (Dec. 4, 2016)
Had no players in double figures.....	Alcorn State (Dec. 8, 2021)
Scored 50 points or more in first half.....	50 by Texas Tech (Feb. 29, 2000)
Scored 50 points or more in the second half.....	52 by #6/6 Texas (Feb. 19, 2018)
Scored 20 points or less in first half.....	18 by Alcorn State (Dec. 8, 2021)
Scored 20 points or less in second half.....	11 by Morehead State (Nov. 30, 2021)
Failed to make a 3-point field goal.....	(0-13) by Texas Tech (Feb. 10, 2021)

THE LAST TIME AN OPPONENT INDIVIDUAL...

Had a 30/10 Performance (Pts/Reb).....	Ayoka Lee (32 pts, 10 reb), at Kansas State (Jan. 2, 2022)
Had a 20/10 Performance (Pts/Reb).....	Aijha Blackwell (20 pts, 16 reb), Missouri (Dec. 4, 2021)
Scored 30 Points.....	32 by Ayoka Lee, Kansas State (Jan. 2, 2022)
Scored 40 Points.....	41 by Morgan William, #7/7 Mississippi State (March 26, 2017)
Had 20 Rebounds.....	26 by Courtney Paris, Oklahoma (March 11, 2009)
Had 15 Rebounds.....	16 by Aijha Blackwell, Missouri (Dec. 4, 2021)
Had 10 Assists.....	13 by Jordin Canada, No. 8/7 UCLA (Nov. 18, 2017)
Had 5 Steals.....	6 by Taylen Collins, Oklahoma State (Feb. 23, 2022)
Had 5 Blocked Shots.....	5 by Kristin Scott, Iowa State (Jan. 31, 2021)

* School record

^ NCAA record

+ Opponent record



NALYSSA SMITH

MAJOR

Communication Studies

CAREER HIGHS

Points
33 vs. Kansas (2/26/22)
Rebounds
19 vs. Houston (11/27/21)
Assists
4, vs. Oklahoma, [1/23/21]
Blocks
4, vs. Central Arkansas [11/25/20]
Steals
3, vs. Southern [12/16/20];
vs. Lamar [11/21/19]
at Oklahoma (1/12/22)
Field Goals
13 vs. Kansas (2/26/22)
Field Goal Attempts
23 vs. Kansas (2/26/22)
3-Point Field Goals
2 at Texas (3/1/21)
3-Point Field Goal Attempts
3, vs. Central Arkansas [11/25/20]
Free Throws
13 vs. Central Arkansas [11/25/20]
Free Throw Attempts
15 vs. Central Arkansas [11/25/20]
Minutes Played
45, vs. Michigan [3/27/21]

MISCELLANEOUS

Double-Figure Scoring	93
Double-Figure Rebounds	47
Double-Doubles	47
Led Team in Scoring	40
Led Team in Rebounds	38
Led Team in Blocks	14
Led Team in Steals	8
20+ Point Games	36
30+ Point Games	5

#1 • F • 6-4 • SR. • 3L • CONVERSE, TEXAS (EAST CENTRAL HS)

2021-22 AWARDS

- SENIOR CLASS AWARD NOMINEE (12/7)
- BIG 12 PLAYER OF THE WEEK (11/29)
- CUNCUN CHALLENGE MAYAN DIVISION MVP / ALL-TOURNAMENT TEAM
- PRESEASON BIG 12 PLAYER OF THE YEAR
- ASSOCIATED PRESS PRESEASON ALL-AMERICAN
- KATRINA MCCLAIN AWARD WATCH LIST
- "WADE WATCH" PRESEASON LIST
- WOODEN AWARD TOP 50 WATCH LIST
- NAISMITH PRESEASON WATCH LIST
- WOODEN AWARD TOP 25 WATCH LIST
- NAISMITH DEFENSIVE PLAYER OF THE YEAR WATCH LIST
- WOODEN AWARD LATE SEASON TOP 20 WATCH LIST
- NAISMITH MIDSEASON WATCH LIST
- KATRINA MCCLAIN AWARD TOP 10
- SENIOR CLASS AWARD FINALIST
- BIG 12 PLAYER OF THE WEEK (2/14)

2021-22 NOTABLES

- Became the first player in the Big 12 this season with a 20+ point, 10+ rebound game with 21 points and 16 rebounds at UT Arlington (11/11)
- Logged her 100th career game in a Baylor uniform against New Orleans
- Put up a 30-piece at No. 3 Maryland, matching her career high, as she took over in the second half to get the Bears back in the ball game. Smith also pulled down 15 boards against the Terrapins to give her a 30/15 game.
- Nearly had a 20-20 performance against Houston with 21 points and a career-high 19 rebounds. Finished with 18 and 10 in the second half alone (14 minutes).
- Top-15 in the country in double-doubles.
- Scored 30 points at Oklahoma (1/12) and against West Virginia (2/12)
- Combined for 53 points on 21-30 shooting to go with 21 rebounds in the weekend series vs. No. 13 Texas
- Named the Big 12 Player of the Week after averaging 26 points, 9.5 rebounds and shooting 61.3% from the floor in wins over KSU and WVU (2/14)
- One of six Bears to record 1,800+ career points and 1,000 career rebounds in her career

2021-22 GAME-BY-GAME STATISTICS

Opponent	Date	GS	MIN	Total		3-Pointers		Free throws		Rebounds													
				FG-FGA	PCT	3FG-3FGA	PCT	FT-FTA	PCT	OFF	DEF	TOT	AVG	PF	A	TO	BLK	STL	PTS	AVG			
Texas St.	11/09/2021	*	34:20	8-17	.471	0-2	.000	7-9	.778	3	4	7	7.0	3	0	5	2	1	23	23.0			
at UT Arlington	11/11/2021	*	29:00	8-9	.889	0-0	.000	5-5	1.000	5	11	16	11.5	3	1	5	2	2	21	22.0			
New Orleans	11/15/2021	*	28:58	3-5	.600	0-0	.000	7-7	1.000	3	7	10	11.0	2	1	3	1	0	13	19.0			
at Maryland	11/21/2021	*	37:29	14-25	.560	1-3	.333	1-1	1.000	5	10	15	12.0	3	1	2	0	0	30	21.8			
vs Fordham	11/25/2021	*	32:44	8-16	.500	0-1	.000	3-5	.600	5	10	15	12.6	3	1	6	0	1	19	21.2			
vs Arizona St.	11/26/2021	*	27:07	7-14	.500	0-0	.000	3-4	.750	3	9	12	12.5	4	0	2	2	1	17	20.5			
vs Houston	11/27/2021	*	27:36	6-14	.429	1-1	1.000	8-13	.615	6	13	19	13.4	1	1	0	2	0	21	20.6			
Morehead St.	11/30/2021	*	26:38	3-7	.429	0-1	.000	4-4	1.000	2	9	11	13.1	2	0	4	1	1	10	19.3			
Missouri	12/04/2021	*	38:15	9-13	.692	0-0	.000	7-10	.700	4	13	17	13.6	2	3	2	0	1	25	19.9			
Alcorn	12/08/2021	*	20:01	10-13	.769	1-2	.500	4-6	.667	2	8	10	13.2	0	3	0	1	1	25	20.4			
vs Michigan	12/19/2021	*	42:00	8-15	.533	1-2	.500	4-6	.667	2	12	14	13.3	2	0	4	3	1	21	20.5			
North Texas	12/29/2021	*	26:38	14-21	.667	0-2	.000	0-0	.000	4	7	11	13.1	2	3	0	0	1	28	21.1			
at Kansas St.	01/02/2022	*	40:00	4-12	.333	0-0	.000	4-6	.667	4	3	7	12.6	4	3	1	2	2	12	20.4			
at Oklahoma	01/12/2022	*	37:49	12-20	.600	0-1	.000	6-8	.750	3	5	8	12.3	3	2	3	0	3	30	21.1			
at Kansas	01/16/2022	*	31:58	6-22	.273	0-1	.000	3-6	.500	6	4	10	12.1	3	2	3	0	0	15	20.7			
Oklahoma St.	01/19/2022	*	35:14	6-15	.400	0-1	.000	4-6	.667	4	9	13	12.2	4	1	4	0	1	16	20.4			
Iowa St.	01/23/2022	*	31:23	7-15	.467	0-1	.000	3-3	1.000	1	5	6	11.8	3	1	1	3	0	17	20.2			
at Texas Tech	01/26/2022	*	38:48	10-21	.476	0-1	.000	3-4	.750	4	5	9	11.7	1	0	0	0	0	23	20.3			
at West Virginia	01/29/2022	*	22:25	9-11	.818	1-1	1.000	1-1	1.000	2	5	7	11.4	4	2	2	0	0	20	20.3			
Oklahoma	02/02/2022	*	37:47	6-15	.400	0-1	.000	7-9	.778	8	4	12	11.5	2	2	5	3	0	19	20.3			
Texas	02/04/2022	*	36:45	10-12	.833	1-1	1.000	4-4	1.000	2	6	8	11.3	3	0	5	1	0	25	20.5			
at Texas	02/06/2022	*	34:44	11-18	.611	0-1	.000	6-6	1.000	3	10	13	11.4	4	0	2	0	0	28	20.8			
Kansas St.	02/09/2022	*	28:10	9-12	.750	0-0	.000	4-4	1.000	1	6	7	11.2	4	1	2	1	0	22	20.9			
West Virginia	02/12/2022	*	38:29	10-19	.526	1-1	1.000	9-11	.818	2	10	12	11.2	2	2	0	2	1	30	21.3			
TCU	02/16/2022	*	34:56	10-18	.556	0-0	.000	0-2	.000	2	8	10	11.2	1	1	0	0	1	20	21.2			
at TCU	02/19/2022	*	23:49	10-16	.625	0-1	.000	3-3	1.000	2	6	8	11.0	4	0	3	1	0	23	21.3			
at Oklahoma St.	02/23/2022	*	35:38	8-15	.533	0-0	.000	3-4	.750	1	14	15	11.2	2	1	3	3	0	19	21.2			
Kansas	02/26/2022	*	40:00	13-23	.565	0-2	.000	7-8	.875	4	12	16	11.4	3	1	3	1	2	33	21.6			
Totals			28 918:41	239-433	.552	7-27	.259	120-155	.774	93	225	318	11.4	74	33	70	31	20	605	21.6			

SMITH'S CAREER STATISTICS

				Field Goals		3-Point		F-Throws		Rebounds										Scoring	
SEASON	TEAM	GP-GS	MIN/AVG	FG-FGA	FG%	3FG-3FGA	3FG%	FT-FTA	FT%	OFF	DEF	TOT	AVG	PF-FO	A	TO	BLK	STL	PTS	AVG	
2018-19	Baylor	38-1	582/15.3	134-247	.543	1-9	.111	49-72	.681	73	120	193	5.1	69-1	15	34	15	15	318	8.4	
2019-20	Baylor	28-27	677/24.2	154-263	.586	0-4	.000	91-122	.746	79	146	225	8.0	63-1	17	45	16	25	399	14.3	
2020-21	Baylor	31-31	944/30.4	217-387	.561	3-14	.214	122-154	.792	100	177	277	8.9	71-0	36	86	26	38	559	18.0	
2021-22	Baylor	28-28	919/32.8	239-433	.552	7-27	.259	120-155	.774	93	225	318	11.4	74-0	33	70	31	20	605	21.6	
TOTAL		125-87	3121/25.0	744-1330	.559	11-54	.204	382-503	.759	345	668	1013	8.1	277-2	101	235	88	98	1881	15.0	



JORDAN LEWIS

MAJOR

Undecided

CAREER HIGHS

Points	32, vs. North Carolina (3/22/21) *
Rebounds	11, 3x, last at OU (1/12/22)
Assists	11, at West Virginia (1/29/22)
Blocks	2, at SMU (11/15/18) *
	at West Virginia (1/29/22)
Steals	6, at Georgia Southern (11/19/17) *
Field Goals	11, at North Carolina (3/22/21) *
Field Goal Attempts	21, 3X last vs. UNC (3/22/21) *
3-Point Field Goals	6, at Tulane (11/24/19) *
	vs. Iowa State (1/23/22)
3-Point Field Goal Attempts	10, Texas A&M (2/25/21) *
Free Throws	13, Ole Miss (2/11/21) *
Free Throw Attempts	14, twice last Ole Miss (2/11/21) *
Minutes Played	45, vs. Michigan (12/19/21)

MISCELLANEOUS

Double-Figure Scoring	95
Double-Figure Rebounds	5
Double-Doubles	4
Triple Doubles	1
20+ Point Games	21
30+ Point Games	1

* Accomplished at Alabama

#3 • G • 5-7 • GS. • TR • WINDERMERE, FLA. (LAKE HIGHLAND PREP / ALABAMA)

2021-22 AWARDS

- SENIOR CLASS AWARD NOMINEE (12/7)
- CUNCUN CHALLENGE MAYAN DIVISION ALL-TOURNAMENT TEAM
- PRESEASON BIG 12 NEWCOMER OF THE YEAR
- NANCY LIEBERMAN PRESEASON WATCH LIST
- WOODEN AWARD TOP 50 WATCH LIST
- BIG 12 PLAYER OF THE WEEK (1/31)
- DAWN STALEY AWARD LATE SEASON WATCH LIST
- NANCY LIEBERMAN TOP 10

career assists

- Logged a career-high 45 minutes vs. Michigan (12/19)
- Tied her career high with 11 rebounds at Oklahoma (1/12)
- Dished out a season-high eight assists at Kansas (1/16)
- Went off for 24 points in the win over No. 7 Iowa State with a 6-for-7 showing from the 3-point line
- Is No. 15 nationally with a 2.50 assist to turnover ratio this season
- Hit the 600 career assist mark against Iowa State
- Recorded first-career triple double with 10 points, 10 rebounds and 11 assists at West Virginia
- Holds the all-time NCAA DI record with 158 career games started

2021-22 NOTABLES

- Made her Baylor debut vs. Texas State (11/9)
- Went to work against No. 3 Maryland as she finished with a season-high 29 points, including a 3-pointer that cut the Terrapin lead to three with a minute to play.
- Among active Division I WBB players, ranks No. 14 in career points and No. 3 in

2021-22 GAME-BY-GAME STATISTICS

Opponent	Date	GS	MIN	Total		3-Pointers		Free throws		Rebounds				PF	A	TO	BLK	STL	PTS	AVG
				FG-FGA	PCT	3FG-3FGA	PCT	FT-FTA	PCT	OFF	DEF	TOT	AVG							
Texas St.	11/09/2021	*	32:12	4-9	.444	1-4	.250	5-9	.556	0	3	3	3.0	4	7	1	0	1	14	14.0
at UT Arlington	11/11/2021	*	31:02	4-9	.444	3-7	.429	1-2	.500	0	2	2	2.5	2	4	1	0	0	12	13.0
New Orleans	11/15/2021	*	28:27	3-7	.429	2-5	.400	0-2	.000	0	2	2	2.3	1	4	3	0	1	8	11.3
at Maryland	11/21/2021	*	35:18	12-18	.667	3-7	.429	2-2	1.000	1	4	5	3.0	3	2	4	0	0	29	15.8
vs Fordham	11/25/2021	*	32:32	6-9	.667	1-3	.333	2-4	.500	1	2	3	3.0	2	6	1	0	2	15	15.6
vs Arizona St.	11/26/2021	*	33:06	3-8	.375	0-2	.000	9-12	.750	2	2	4	3.2	2	5	3	0	0	15	15.5
vs Houston	11/27/2021	*	27:51	2-6	.333	1-3	.333	2-2	1.000	0	2	2	3.0	1	4	1	0	3	7	14.3
Morehead St.	11/30/2021	*	20:47	1-4	.250	1-4	.250	0-2	.000	0	1	1	2.8	1	4	3	0	0	3	12.9
Missouri	12/04/2021	*	38:15	2-10	.200	0-3	.000	5-8	.625	1	1	2	2.7	2	7	0	1	1	9	12.4
Alcorn	12/08/2021	*	19:01	3-6	.500	2-5	.400	0-0	.000	0	2	2	2.6	1	3	1	0	0	8	12.0
vs Michigan	12/19/2021	*	44:60	2-13	.154	0-5	.000	11-11	1.000	3	2	5	2.8	3	7	3	0	4	15	12.3
North Texas	12/29/2021	*	32:42	5-9	.556	2-5	.400	1-2	.500	0	1	1	2.7	4	7	1	0	1	13	12.3
at Kansas St.	01/02/2022	*	36:21	4-10	.400	1-6	.167	5-8	.625	1	4	5	2.8	4	4	4	0	5	14	12.5
at Oklahoma	01/12/2022	*	37:29	2-6	.333	2-5	.400	1-2	.500	1	10	11	3.4	4	5	5	0	0	7	12.1
at Kansas	01/16/2022	*	31:34	0-7	.000	0-4	.000	1-2	.500	0	1	1	3.3	3	8	2	0	2	1	11.3
Oklahoma St.	01/19/2022	*	32:38	5-8	.625	1-1	1.000	2-3	.667	1	3	4	3.3	4	7	2	0	1	13	11.4
Iowa St.	01/23/2022	*	28:33	9-11	.818	6-7	.857	0-4	.000	0	1	1	3.2	2	6	1	0	1	24	12.2
at Texas Tech	01/26/2022	*	29:27	5-9	.556	1-4	.250	5-6	.833	1	1	2	3.1	4	2	3	0	1	16	12.4
at West Virginia	01/29/2022	*	30:57	3-7	.429	2-2	1.000	2-4	.500	1	9	10	3.5	3	11	3	2	0	10	12.3
Oklahoma	02/02/2022	*	25:15	1-4	.250	0-1	.000	3-3	1.000	1	4	5	3.6	4	3	2	0	0	5	11.9
Texas	02/04/2022	*	31:59	0-6	.000	0-4	.000	4-6	.667	0	2	2	3.5	3	6	4	0	5	4	11.5
at Texas	02/06/2022	*	35:06	2-7	.286	0-1	.000	5-7	.714	1	1	2	3.4	2	3	5	0	0	9	11.4
Kansas St.	02/09/2022	*	35:41	7-12	.583	5-6	.833	5-5	1.000	0	4	4	3.4	1	7	0	2	2	24	12.0
West Virginia	02/12/2022	*	33:53	5-9	.556	3-4	.750	5-6	.833	1	4	5	3.5	2	6	2	0	1	18	12.2
TCU	02/16/2022	*	33:31	4-8	.500	2-5	.400	4-4	1.000	0	6	6	3.6	2	6	1	0	3	14	12.3
at TCU	02/19/2022	*	31:50	3-9	.333	2-4	.500	4-9	.444	2	3	5	3.7	3	4	2	1	1	12	12.3
at Oklahoma St.	02/23/2022	*	28:28	1-4	.250	0-1	.000	0-0	.000	0	0	0	3.5	2	2	3	0	1	2	11.9
Kansas	02/26/2022	*	31:12	2-9	.222	0-2	.000	2-8	.250	2	1	3	3.5	2	8	4	1	0	6	11.7
Totals		28	890:08	100-234	.427	41-110	.373	86-133	.647	20	78	98	3.5	71	148	65	7	36	327	11.7

LEWIS'S CAREER STATISTICS

				Field Goals		3-Point		F-Throws		Rebounds										Scoring	
SEASON	TEAM	GP-GS	MIN/AVG	FG-FGA	FG%	3FG-3FGA	3FG%	FT-FTA	FT%	OFF	DEF	TOT	AVG	PF-FO	A	TO	BLK	STL	PTS	AVG	
2016-17	Bama	36-36	1175/32.6	106-324	.327	37-131	.282	102-153	.667	37	104	141	3.9	73-3	154	117	1	52	351	9.8	
2017-18	Bama	31-31	1029/33.2	87-274	.318	29-88	.330	99-135	.733	18	102	120	3.9	53-0	108	71	1	35	302	9.7	
2018-19	Bama	8-8	243/30.4	32-76	.421	10-33	.303	34-47	.723	5	27	32	4.0	19-0	25	20	0	10	108	13.5	
2019-20	Bama	30-30	1006/33.5	120-308	.390	44-127	.346	110-152	.724	33	103	136	4.5	53-0	117	80	2	35	394	13.1	
2020-21	Bama	25-25	894/35.7	126-309	.408	47-126	.373	127-162	.784	27	79	106	4.2	49-0	106	70	4	27	426	17.0	
2021-22	Baylor	28-28	890/31.8	100-234	.427	41-110	.373	86-133	.647	20	78	98	3.5	71-0	148	65	7	36	327	11.7	
TOTAL FOR Baylor		28-28	890/31.8	100-234	.427	41-110	.373	86-133	.647	20	78	98	3.5	71-0	148	65	7	36	327	11.7	
TOTAL		158-158	5237/33.1	571-1525	.374	208-615	.338	558-782	.714	140	493	633	4.0	318-3	658	423	15	195	1908	12.1	



QUEEN EGBO

MAJOR

Health, Kinesiology & Leisure Studies

CAREER HIGHS

Points	26 vs. West Virginia [3/8/21]
Rebounds	21, vs. Iowa State [1/23/22]
Assists	4, K-State [2/27/21]
Blocks	6, vs. TCU [3/12/21]
Steals	4, vs. McNeese State [12/19/20]
Field Goals	11, vs. New Orleans [11/15/21]
Field Goal Attempts	19, at South Florida [12/1/20]
3-Point Field Goals	n/a
3-Point Field Goal Attempts	2 vs. Arkansas St. [12/18/19]
Free Throws	9, vs. Oklahoma State [1/19/22]
Free Throw Attempts	12 vs. UTRGV [12/31/18]
Minutes Played	38 at Texas [3/1/21]

MISCELLANEOUS

Double-Figure Scoring	61
Double-Figure Rebounding	35
Double-Doubles	30
Led Team in Blocks	33
Led Team in Rebounds	28
Led Team in Steals	14
Led Team in Scoring	11
20-Point Games	8

#4 • C • 6-3 • SR • 4L • HOUSTON, TEXAS (TRAVIS HS)

2021-22 AWARDS

- CUNCUN CHALLENGE MAYAN DIVISION ALL-TOURNAMENT TEAM
- PRESEASON ALL-BIG 12 TEAM
- LESLIE AWARD PRESEASON WATCH LIST
- WOODEN AWARD TOP 50 WATCH LIST
- NAISMITH PRESEASON WATCH LIST
- LISA LESLIE AWARD TOP 10
- ACADEMIC ALL-BIG 12 SECOND TEAM

- Logged her fourth career 20+ point, 10+ rebound game with 22 points and 11 boards vs. New Orleans (11/15)
- Could not be stopped against Houston as she finished with 16 points off 50 percent shooting from the floor to go with eight boards and three blocks.
- Pulled down a career-high 16 rebounds vs. Morehead State and tied her career high with four assists
- Posted a double-double with 16 points and 10 rebounds at Oklahoma (1/12)
- Topped 1,000 points for her career against Oklahoma State (1/23)
- Pulled down 21 rebounds vs. Iowa State (1/23) which tied for eighth in a single game in program history
- Had a monster game at West Virginia with 20 points on 10-of-11 shooting from the floor to go with three blocks and three steals
- Recorded back-to-back double-doubles with 19 and 16 against KSU and 13 and 12 against WVU.

2021-22 NOTABLES


- Recorded a double-double to open the season with 16 points and 11 rebounds against Texas State (11/9)

2021-22 GAME-BY-GAME STATISTICS

Opponent	Date	GS	MIN	Total		3-Pointers		Free throws		Rebounds				PF	A	TO	BLK	STL	PTS	AVG
				FG-FGA	PCT	3FG-3FGA	PCT	FT-FTA	PCT	OFF	DEF	TOT	AVG							
Texas St.	11/09/2021	*	27:57	6-8	.750	0-0	.000	4-4	1.000	6	5	11	11.0	2	0	4	2	1	16	16.0
at UT Arlington	11/11/2021	*	19:03	3-5	.600	0-0	.000	0-0	.000	1	3	4	7.5	2	1	2	2	1	6	11.0
New Orleans	11/15/2021	*	28:14	11-12	.917	0-0	.000	0-1	.000	8	3	11	8.7	2	0	3	3	1	22	14.7
at Maryland	11/21/2021	*	17:32	1-4	.250	0-1	.000	1-2	.500	1	2	3	7.3	2	2	0	1	0	3	11.8
vs Fordham	11/25/2021	*	24:06	0-9	.000	0-0	.000	2-2	1.000	1	7	8	7.4	1	1	2	0	1	2	9.8
vs Arizona St.	11/26/2021	*	27:57	4-14	.286	0-0	.000	3-4	.750	2	3	5	7.0	1	1	1	3	1	11	10.0
vs Houston	11/27/2021	*	24:39	6-12	.500	0-0	.000	4-6	.667	2	6	8	7.1	4	1	2	3	0	16	10.9
Morehead St.	11/30/2021	*	29:17	5-7	.714	0-0	.000	1-2	.500	3	13	16	8.3	1	4	0	1	1	11	10.9
Missouri	12/04/2021	*	16:57	1-7	.143	0-0	.000	0-0	.000	0	6	6	8.0	3	0	3	1	0	2	9.9
Alcorn	12/08/2021	*	14:00	4-6	.667	0-0	.000	1-1	1.000	5	2	7	7.9	1	3	1	3	2	9	9.8
vs Michigan	12/19/2021	*	20:33	2-4	.500	0-0	.000	0-0	.000	1	3	4	7.5	2	0	2	2	0	4	9.3
North Texas	12/29/2021	*	24:17	4-8	.500	0-0	.000	4-6	.667	3	8	11	7.8	2	0	2	0	3	12	9.5
at Kansas St.	01/02/2022	*	17:29	2-4	.500	0-0	.000	0-0	.000	2	2	4	7.5	5	0	3	0	0	4	9.1
at Oklahoma	01/12/2022	*	22:46	6-12	.500	0-0	.000	4-5	.800	4	6	10	7.7	2	0	2	2	1	16	9.6
at Kansas	01/16/2022	*	23:18	4-9	.444	0-0	.000	2-3	.667	1	9	10	7.9	1	0	3	2	0	10	9.6
Oklahoma St.	01/19/2022	*	28:44	5-9	.556	0-0	.000	9-9	1.000	2	6	8	7.9	1	2	1	2	1	19	10.2
Iowa St.	01/23/2022	*	29:24	4-13	.308	0-0	.000	6-7	.857	9	12	21	8.6	3	3	3	3	3	14	10.4
at Texas Tech	01/26/2022	*	19:00	3-7	.429	0-0	.000	3-4	.750	2	1	3	8.3	4	0	2	1	0	9	10.3
at West Virginia	01/29/2022	*	26:16	10-11	.909	0-0	.000	0-0	.000	0	8	8	8.3	2	0	2	3	3	20	10.8
Oklahoma	02/02/2022	*	15:53	0-5	.000	0-0	.000	2-4	.500	3	1	4	8.1	4	0	2	1	1	2	10.4
Texas	02/04/2022	*	13:49	1-2	.500	0-0	.000	4-4	1.000	1	2	3	7.9	5	0	3	0	0	6	10.2
at Texas	02/06/2022	*	23:37	1-6	.167	0-0	.000	2-2	1.000	2	6	8	7.9	4	1	2	2	0	4	9.9
Kansas St.	02/09/2022	*	30:28	8-14	.571	0-0	.000	3-3	1.000	6	10	16	8.2	4	3	2	1	1	19	10.3
West Virginia	02/12/2022	*	26:31	6-12	.500	0-0	.000	1-7	.143	3	9	12	8.4	3	2	2	0	3	13	10.4
TCU	02/16/2022	*	28:60	9-13	.692	0-0	.000	4-4	1.000	5	8	13	8.6	4	1	1	3	0	22	10.9
at TCU	02/19/2022	*	28:28	6-13	.462	0-0	.000	2-2	1.000	5	7	12	8.7	5	0	0	3	1	14	11.0
at Oklahoma St.	02/23/2022	*	24:32	4-10	.400	0-0	.000	5-6	.833	1	5	6	8.6	1	0	3	2	2	13	11.1
Kansas	02/26/2022	*	25:56	6-13	.462	0-0	.000	2-6	.333	2	7	9	8.6	4	2	3	1	1	14	11.2
Totals		28	659:44	122-249	.490	0-1	.000	69-94	.734	81	160	241	8.6	75	27	56	49	25	313	11.2

EGBO'S CAREER STATISTICS

SEASON	TEAM	GP-GS	MIN/AVG	Field Goals		3-Point		F-Throws		Rebounds				Scoring						
				FG-FGA	FG%	3FG-3FGA	3FG%	FT-FTA	FT%	OFF	DEF	TOT	AVG	PF-FO	A	TO	BLK	STL	PTS	AVG
2018-19	Baylor	35-0	354/10.1	72-159	.453	0-0	.000	44-87	.506	65	82	147	4.2	52-1	11	35	32	21	188	5.4
2019-20	Baylor	30-8	553/18.4	142-235	.604	0-2	.000	41-84	.488	68	136	204	6.8	74-2	12	51	32	27	325	10.8
2020-21	Baylor	30-30	746/24.9	135-270	.500	0-0	.000	62-97	.639	89	169	258	8.6	72-1	27	76	56	36	332	11.1
2021-22	Baylor	28-28	660/23.6	122-249	.490	0-1	.000	69-94	.734	81	160	241	8.6	75-3	27	56	49	25	313	11.2
TOTAL		123-66	2313/18.8	471-913	.516	0-3	.000	216-362	.597	303	547	850	6.9	273-7	77	218	169	109	1158	9.4



JADEN OWENS

MAJOR

Communication

CAREER HIGHS

Points	
15, vs. Iowa State [1/16/21]	
Rebounds	
5, vs. Texas State [11/9/21]	
vs. North Texas [12/29/21]	
Assists	
8, vs. McNeese State [12/19/20]	
Blocks	
1, vs. Long Beach St. [11/14/19] *	
Steals	
3, twice	
Field Goals	
5, vs. Iowa State [1/16/21]	
Field Goal Attempts	
13, vs. Iowa State [1/16/21]	
3-Point Field Goals	
4, vs. Iowa State [1/16/21]	
3-Point Field Goal Attempts	
8, vs. Iowa State [1/16/21]	
Free Throws	
3, three times *	
Free Throw Attempts	
6, at Washington State [2/21/20] *	
Minutes Played	
34, vs. Iowa State [1/16/21]	

* Accomplished at UCLA

MISCELLANEOUS

Double Figure Scoring	1
Led BU in Scoring	1
Led BU in Assists	1

#10 • G • 5-8 • JR. • 1L • PLANO, TEXAS (PLANO WEST HS / UCLA)

2021-22 AWARDS

- ACADEMIC ALL-BIG 12 FIRST TEAM

2021-22 NOTABLES

- Claiming the role of "defensive stopper" this season for the Bears
- Set a career high with five rebounds vs. Texas State (11/9)
- Went 2-for-3 from the perimeter against Kansas (2/26)

2021-22 GAME-BY-GAME STATISTICS

Opponent	Date	GS	MIN	Total		3-Pointers		Free throws		Rebounds				Other Stats							
				FG-FGA	PCT	3FG-3FGA	PCT	FT-FTA	PCT	OFF	DEF	TOT	AVG	PF	A	TO	BLK	STL	PTS	AVG	
Texas St.	11/09/2021		27:35	3-6	.500	2-5	.400	0-0	.000	0	5	5	5.0	1	2	1	0	1	8	8.0	
at UT Arlington	11/11/2021		24:01	1-4	.250	0-2	.000	1-2	.500	0	2	2	3.5	3	2	1	0	0	3	5.5	
New Orleans	11/15/2021		19:32	0-2	.000	0-2	.000	0-0	.000	0	0	0	2.3	0	3	1	0	2	0	3.7	
at Maryland	11/21/2021		21:28	1-3	.333	0-2	.000	0-0	.000	1	3	4	2.8	1	0	0	0	1	2	3.3	
vs Fordham	11/25/2021		10:39	0-1	.000	0-1	.000	1-2	.500	0	0	0	2.2	2	0	1	0	0	1	2.8	
vs Arizona St.	11/26/2021		11:48	0-1	.000	0-0	.000	0-0	.000	0	0	0	1.8	1	0	1	0	1	0	2.3	
vs Houston	11/27/2021		14:03	0-3	.000	0-2	.000	2-2	1.000	0	1	1	1.7	2	0	2	0	1	2	2.3	
Missouri	12/04/2021		00:39	0-0	.000	0-0	.000	0-0	.000	0	0	0	1.5	0	0	0	0	0	0	2.0	
vs Michigan	12/19/2021		06:48	0-0	.000	0-0	.000	0-0	.000	0	0	0	1.3	1	0	0	0	0	0	1.8	
North Texas	12/29/2021		19:09	0-1	.000	0-1	.000	0-0	.000	2	3	5	1.7	2	2	1	0	1	0	1.6	
at Oklahoma	01/12/2022		07:54	0-0	.000	0-0	.000	0-0	.000	0	1	1	1.6	0	1	2	0	0	0	1.5	
at Kansas	01/16/2022		13:21	1-2	.500	1-2	.500	0-0	.000	1	0	1	1.6	0	4	0	0	2	3	1.6	
Oklahoma St.	01/19/2022		18:40	0-2	.000	0-2	.000	0-0	.000	0	0	0	1.5	1	1	1	0	1	0	1.5	
Iowa St.	01/23/2022		25:33	2-4	.500	1-2	.500	0-0	.000	0	3	3	1.6	3	4	2	0	2	5	1.7	
at Texas Tech	01/26/2022		14:49	0-0	.000	0-0	.000	0-0	.000	0	2	2	1.6	1	1	1	0	0	0	1.6	
at West Virginia	01/29/2022		21:40	1-2	.500	1-2	.500	1-2	.500	0	4	4	1.8	1	1	1	0	1	4	1.8	
Oklahoma	02/02/2022		18:56	1-6	.167	0-3	.000	0-0	.000	0	2	2	1.8	2	1	0	0	2	2	1.8	
Texas	02/04/2022		14:52	0-1	.000	0-0	.000	2-2	1.000	0	1	1	1.7	2	2	0	0	0	2	1.8	
at Texas	02/06/2022		17:27	0-2	.000	0-2	.000	0-0	.000	0	2	2	1.7	0	0	0	0	0	0	1.7	
Kansas St.	02/09/2022		19:53	0-0	.000	0-0	.000	1-2	.500	0	0	0	1.7	2	4	2	0	1	1	1.7	
West Virginia	02/12/2022		18:43	0-2	.000	0-2	.000	0-0	.000	0	1	1	1.6	1	1	0	0	0	0	1.6	
TCU	02/16/2022		13:12	0-0	.000	0-0	.000	0-0	.000	0	0	0	1.5	1	2	1	0	0	0	1.5	
at TCU	02/19/2022		24:43	3-4	.750	1-1	1.000	0-0	.000	0	2	2	1.6	2	2	1	0	2	7	1.7	
at Oklahoma St.	02/23/2022		27:16	0-1	.000	0-1	.000	0-0	.000	0	2	2	1.6	1	1	1	1	2	0	1.7	
Kansas	02/26/2022		19:29	2-2	1.000	2-2	1.000	0-0	.000	0	1	1	1.6	3	4	1	0	0	6	1.8	
Totals		0	432:09	15-49	.306	8-34	.235	8-12	.667	4	35	39	1.6	33	38	21	1	20	46	1.8	

OWENS'S CAREER STATISTICS

				Field Goals		3-Point		F-Throws		Rebounds								Scoring		
SEASON	TEAM	GP-GS	MIN/AVG	FG-FGA	FG%	3FG-3FGA	3FG%	FT-FTA	FT%	OFF	DEF	TOT	AVG	PF-FO	A	TO	BLK	STL	PTS	AVG
2019-20	UCLA	28-0	268/9.6	21-76	.276	10-42	.238	19-28	.679	5	19	24	0.9	19-0	34	19	1	18	71	2.5
2020-21	Baylor	17-0	151/8.9	15-39	.385	7-20	.350	3-7	.429	2	13	15	0.9	17-0	38	8	0	13	40	2.4
2021-22	Baylor	25-0	432/17.3	15-49	.306	8-34	.235	8-12	.667	4	35	39	1.6	33-0	38	21	1	20	46	1.8
TOTAL FOR Baylor		42-0	583/13.9	30-88	.341	15-54	.278	11-19	.579	6	48	54	1.3	50-0	76	29	1	33	86	2.0
TOTAL		70-0	850/12.1	51-164	.311	25-96	.260	30-47	.638	11	67	78	1.1	69-0	110	48	2	51	157	2.2



ANDREA KATRAMADOS

MAJOR

Data Science

CAREER HIGHS

Points

3 vs. TCU (2/16/22)

Rebounds

Assists

Blocks

1 vs. Houston (11/27/21)

Steals

Field Goals

1 vs. TCU (2/16/22)

Field Goal Attempts

3, vs. Alcorn State (12/8/21)

3-Point Field Goals

1 vs. TCU (2/16/22)

3-Point Field Goal Attempts

2, vs. Alcorn State (12/8/21)

vs. Iowa State (1/23/22)

Free Throws

Free Throw Attempts

Minutes Played

10, vs. Alcorn State (12/8/21)

MISCELLANEOUS

Double-Figure Scoring

Double-Figure Rebounding

Double-Doubles

Led Team in Rebounds

Led Team in Steals

Led Team in Blocks

Led Team in Assists

#11 • 5-10 • G • FR • HS • BELLE MEAD, N.J. (MONTGOMERY HS)

2021-22 NOTABLES

- Made her Baylor debut at UT Arlington (11/11)
- Notched her first career block in the final seconds against Houston (11/27)
- Played a career-high 10 minutes vs. Alcorn State (12/8)
- Made her Big 12 debut at West Virginia (1/29)

2021-22 GAME-BY-GAME STATISTICS

Opponent	Date	GS	MIN	Total		3-Pointers		Free throws		Rebounds				PF A TO BLK STL PTS AVG						
				FG-FGA	PCT	3FG-3FGA	PCT	FT-FTA	PCT	OFF	DEF	TOT	AVG	PF	A	TO	BLK	STL	PTS	AVG
at UT Arlington	11/11/2021		02:37	0-0	.000	0-0	.000	0-0	.000	0	0	0	0.0	0	0	0	0	0	0	0.0
vs Fordham	11/25/2021		02:01	0-0	.000	0-0	.000	0-0	.000	0	0	0	0.0	0	0	0	0	0	0	0.0
vs Houston	11/27/2021		01:37	0-0	.000	0-0	.000	0-0	.000	0	0	0	0.0	0	0	0	1	0	0	0.0
Alcorn	12/08/2021		10:00	0-3	.000	0-2	.000	0-0	.000	0	0	0	0.0	0	0	0	0	0	0	0.0
North Texas	12/29/2021		02:11	0-0	.000	0-0	.000	0-0	.000	0	0	0	0.0	0	0	1	0	0	0	0.0
Iowa St.	01/23/2022		02:18	0-2	.000	0-2	.000	0-0	.000	0	0	0	0.0	0	0	0	0	0	0	0.0
at West Virginia	01/29/2022		02:47	0-1	.000	0-0	.000	0-0	.000	0	0	0	0.0	0	0	0	0	0	0	0.0
Kansas St.	02/09/2022		01:20	0-0	.000	0-0	.000	0-0	.000	0	0	0	0.0	0	0	0	0	0	0	0.0
TCU	02/16/2022		02:04	1-2	.500	1-2	.500	0-0	.000	0	0	0	0.0	1	0	0	0	0	3	0.3
at TCU	02/19/2022		01:11	0-0	.000	0-0	.000	0-0	.000	0	0	0	0.0	0	0	0	0	0	0	0.3
Totals		0	28:06	1-8	.125	1-6	.167	0-0	.000	0	0	0	0.0	1	0	1	1	0	3	0.3

KATRAMADOS'S CAREER STATISTICS

SEASON	TEAM	GP-GS	MIN/AVG	Field Goals		3-Point		F-Throws		Rebounds				Scoring						
				FG-FGA	FG%	3FG-3FGA	3FG%	FT-FTA	FT%	OFF	DEF	TOT	AVG	PF-FO	A	TO	BLK	STL	PTS	AVG
2021-22	Baylor	10-0	28/2.8	1-8	.125	1-6	.167	0-0	.000	0	0	0	0.0	1-0	0	1	1	0	3	0.3
TOTAL		10-0	28/2.8	1-8	.125	1-6	.167	0-0	.000	0	0	0	0.0	1-0	0	1	1	0	3	0.3



JA'MEE ASBERRY

MAJOR

Educational Psychology (Master's)

CAREER HIGHS

Points

28, twice vs. Oklahoma (3/12/21) *

Rebounds

7, vs. North Texas (12/29/21)

Assists

9, at TCU (1/6/21) *

Blocks

1, multiple times *

Steals

5, vs. Southern U. (12/2/20) *

at TCU (2/19/22)

Field Goals

11, vs. Texas Tech (1/2/21) *

Field Goal Attempts

29, vs. Oklahoma (3/12/21) *

3-Point Field Goals

6, 5X last at Kansas (1/16/22)

3-Point Field Goal Attempts

17, vs. Oklahoma (3/12/21) *

Free Throws

5, twice last vs. Baylor (1/20/21) *

Free Throw Attempts

8, vs. Oklahoma (3/12/21) *

Minutes Played

43, vs. Oklahoma (3/12/21) *

MISCELLANEOUS

Double-Figure Scoring 44

Double-Doubles 3

20+ Point Games 21

30+ Point Games 1

* Accomplished at Oklahoma State

#21 • 5-5 • G • JR • TR • TULSA, OKLA. (EAST CENTRAL HS / OKLAHOMA STATE)

2021-22 AWARDS

- PRESEASON ALL-BIG 12 HONORABLE MENTION

2021-22 NOTABLES

- Made her Baylor debut vs. Texas State
- Went 5-for-11 from the perimeter at UT Arlington
- Tied her career high with six 3s vs. Alcorn State to record her 20th career 20-point game against the Lady Braves
- Hit six 3s again at Kansas. Nailed her sixth of the game to cut KU's lead to one with less than 20 seconds left. Then drained a pair of free throws with eight seconds left to give the Bears the lead.
- Surpassed the 1,000-point mark at Oklahoma (1/12)
- Fourth in program history with 65 made 3s this season

2021-22 GAME-BY-GAME STATISTICS

Opponent	Date	GS	MIN	Total		3-Pointers		Free throws		Rebounds				PF	A	TO	BLK	STL	PTS	AVG
				FG-FGA	PCT	3FG-3FGA	PCT	FT-FTA	PCT	OFF	DEF	TOT	AVG							
Texas St.	11/09/2021	*	29:59	1-7	.143	1-6	.167	0-0	.000	0	5	5	5.0	1	2	2	0	0	3	3.0
at UT Arlington	11/11/2021	*	27:02	6-15	.400	5-11	.455	0-0	.000	1	0	1	3.0	1	2	1	0	0	17	10.0
New Orleans	11/15/2021	*	24:00	2-9	.222	1-7	.143	0-0	.000	0	1	1	2.3	2	3	2	0	2	5	8.3
at Maryland	11/21/2021	*	26:12	0-5	.000	0-4	.000	0-0	.000	0	2	2	2.3	0	3	2	0	2	0	6.3
vs Fordham	11/25/2021	*	29:24	4-6	.667	2-4	.500	0-0	.000	0	1	1	2.0	1	1	1	0	0	10	7.0
vs Arizona St.	11/26/2021	*	35:43	3-7	.429	1-4	.250	0-0	.000	1	1	2	2.0	1	1	1	0	1	7	7.0
vs Houston	11/27/2021	*	36:35	3-10	.300	2-7	.286	4-4	1.000	2	2	4	2.3	1	0	3	0	3	12	7.7
Morehead St.	11/30/2021	*	37:48	5-13	.385	4-12	.333	0-0	.000	0	1	1	2.1	0	4	2	0	2	14	8.5
Missouri	12/04/2021	*	37:01	3-8	.375	2-5	.400	1-2	.500	0	1	1	2.0	3	1	3	0	2	9	8.6
Alcorn	12/08/2021	*	34:05	7-11	.636	6-8	.750	0-0	.000	0	2	2	2.0	1	2	0	1	2	20	9.7
vs Michigan	12/19/2021	*	41:12	3-7	.429	0-4	.000	1-2	.500	0	1	1	1.9	4	0	3	0	1	7	9.5
North Texas	12/29/2021	*	35:01	1-6	.167	1-5	.200	0-0	.000	0	7	7	2.3	2	5	0	0	2	3	8.9
at Kansas St.	01/02/2022	*	36:28	5-10	.500	4-7	.571	0-0	.000	1	2	3	2.4	2	0	1	0	0	14	9.3
at Oklahoma	01/12/2022	*	37:46	2-4	.500	2-2	1.000	2-2	1.000	0	0	0	2.2	1	0	1	0	0	8	9.2
at Kansas	01/16/2022	*	37:50	6-12	.500	6-11	.545	2-2	1.000	1	4	5	2.4	2	2	0	0	0	20	9.9
Oklahoma St.	01/19/2022	*	36:20	3-6	.500	1-3	.333	2-2	1.000	0	1	1	2.3	0	3	0	1	4	9	9.9
Iowa St.	01/23/2022	*	29:46	1-2	.500	1-2	.500	0-0	.000	0	3	3	2.4	4	3	1	0	0	3	9.5
at Texas Tech	01/26/2022	*	32:26	3-4	.750	3-4	.750	0-0	.000	0	2	2	2.3	1	2	2	0	1	9	9.4
at West Virginia	01/29/2022	*	35:13	3-13	.231	3-10	.300	0-0	.000	1	3	4	2.4	0	3	1	0	1	9	9.4
Oklahoma	02/02/2022	*	39:31	4-12	.333	4-11	.364	3-4	.750	1	2	3	2.5	3	4	2	0	2	15	9.7
Texas	02/04/2022	*	36:55	5-12	.417	4-10	.400	1-1	1.000	0	4	4	2.5	0	1	1	0	1	15	10.0
at Texas	02/06/2022	*	31:34	5-9	.556	3-5	.600	0-0	.000	0	4	4	2.6	1	0	1	0	2	13	10.1
Kansas St.	02/09/2022	*	32:22	1-6	.167	1-5	.200	1-2	.500	0	4	4	2.7	3	5	0	0	3	4	9.8
West Virginia	02/12/2022	*	32:35	1-11	.091	0-3	.000	0-0	.000	0	3	3	2.7	1	2	1	0	0	2	9.5
TCU	02/16/2022	*	35:18	4-13	.308	3-12	.250	0-0	.000	0	2	2	2.6	3	2	0	1	0	11	9.6
at TCU	02/19/2022	*	29:19	0-7	.000	0-7	.000	4-4	1.000	0	4	4	2.7	0	3	0	0	5	4	9.3
at Oklahoma St.	02/23/2022	*	27:46	3-7	.429	1-4	.250	0-0	.000	0	4	4	2.7	1	0	3	0	1	7	9.3
Kansas	02/26/2022	*	34:10	6-9	.667	4-5	.800	3-5	.600	1	5	6	2.9	1	1	0	0	1	19	9.6
Totals		28	939:19	90-241	.373	65-178	.365	24-30	.800	9	71	80	2.9	40	55	34	3	38	269	9.6

ASBERRY'S CAREER STATISTICS

SEASON	TEAM	GP-GS	MIN/AVG	Field Goals		3-Point		F-Throws		Rebounds				Scoring						
				FG-FGA	FG%	3FG-3FGA	3FG%	FT-FTA	FT%	OFF	DEF	TOT	AVG	PF-FO	A	TO	BLK	STL	PTS	AVG
2018-19	OSU	30-17	573/19.1	63-204	.309	31-105	.295	37-51	.725	13	46	59	2.0	45-0	60	58	4	39	194	6.5
2019-20	OSU	30-20	801/26.7	70-255	.275	30-125	.240	33-50	.660	7	69	76	2.5	55-1	94	34	4	41	203	6.8
2020-21	OSU	28-28	980/35.0	177-447	.396	78-186	.419	44-63	.698	8	64	72	2.6	41-0	105	61	3	44	476	17.0
2021-22	Baylor	28-28	939/33.5	90-241	.373	65-178	.365	24-30	.800	9	71	80	2.9	40-0	55	34	3	38	269	9.6
TOTAL FOR Baylor		28-28	939/33.5	90-241	.373	65-178	.365	24-30	.800	9	71	80	2.9	40-0	55	34	3	38	269	9.6
TOTAL		116-93	3293/28.4	400-1147	.349	204-594	.343	138-194	.711	37	250	287	2.5	181-1	314	187	14	162	1142	9.8



SARAH ANDREWS

MAJOR

Undeclared

CAREER HIGHS

Points	25, at Kansas (11/16/22)
Rebounds	8, vs. Texas State (11/9/21)
Assists	9, vs. Houston (11/27/21)
Blocks	1, vs. McNeese State (12/19/20)
Steals	5, vs. Texas (2/4/22)
Field Goals	9, vs. Oklahoma (2/2/22)
Field Goal Attempts	20, vs. Oklahoma (2/2/22)
3-Point Field Goals	7, at Kansas (11/16/22)
3-Point Field Goal Attempts	11, vs. TCU (1/26/21)
Free Throws	6, vs. Texas (2/4/22)
Free Throw Attempts	7, vs. Texas (2/4/22)
Minutes Played	42 vs. Michigan (12/19/21)

MISCELLANEOUS

Double Figure Scoring	17
Led Team in Steals	9
Led Team in Assists	9

#24 • 5-6 • G • SO • 1L • IRVING, TEXAS (MACARTHUR HS)

2021-22 NOTABLES

- Set a career high with eight rebounds vs. Texas State (11/9)
- Was three points shy of her career high with 15 points at UT Arlington (11/11)
- Set career highs in free throws (3 for 3) and minutes played (31) at UT Arlington (11/11)
- Dropped a career-best eight dimes at No. 3 Maryland (11/21). She finished the game with 10 points, six boards and eight assists.
- Topped that mark with nine assists vs. Houston less than a week later (11/27).
- Started 6-for-6 from deep to finish with a career-high 20 points against Morehead State (11/30).
- Topped those totals with a 7-for-10 showing from the perimeter for a career-best 25 points at Kansas (11/16)
- Went 4-for-5 from deep against Iowa State (1/23)
- Is No. 6 in the country with a 47 3-point percentage
- Scored 15 of her 19 points in the second half at Texas Tech (1/26)

2021-22 GAME-BY-GAME STATISTICS

Opponent	Date	GS	MIN	Total		3-Pointers		Free throws		Rebounds				PF	A	TO	BLK	STL	PTS	AVG
				FG-FGA	PCT	3FG-3FGA	PCT	FT-FTA	PCT	OFF	DEF	TOT	AVG							
Texas St.	11/09/2021	*	30:14	2-11	.182	0-6	.000	4-6	.667	2	6	8	8.0	0	2	2	0	2	8	8.0
at UT Arlington	11/11/2021	*	30:58	5-15	.333	1-5	.200	4-5	.800	1	5	6	7.0	2	3	0	0	1	15	11.5
New Orleans	11/15/2021	*	29:45	5-8	.625	2-4	.500	0-0	.000	0	4	4	6.0	3	6	2	0	1	12	11.7
at Maryland	11/21/2021	*	37:02	4-14	.286	2-7	.286	0-0	.000	4	2	6	6.0	2	8	5	0	0	10	11.3
vs Fordham	11/25/2021	*	31:36	4-8	.500	2-2	1.000	0-0	.000	0	1	1	5.0	1	2	0	0	3	10	11.0
vs Arizona St.	11/26/2021	*	27:52	2-9	.222	1-2	.500	0-3	.000	1	2	3	4.7	4	1	1	0	1	5	10.0
vs Houston	11/27/2021	*	27:60	2-7	.286	1-1	1.000	2-2	1.000	0	3	3	4.4	0	9	1	0	1	7	9.6
Morehead St.	11/30/2021	*	36:25	7-12	.583	6-8	.750	0-0	.000	1	3	4	4.4	1	4	1	0	2	20	10.9
Missouri	12/04/2021	*	30:11	4-9	.444	1-5	.200	1-4	.250	0	3	3	4.2	3	1	1	0	0	10	10.8
Alcorn	12/08/2021	*	27:18	6-11	.545	2-3	.667	0-0	.000	0	5	5	4.3	0	5	2	0	3	14	11.1
vs Michigan	12/19/2021	*	42:00	7-17	.412	2-4	.500	0-1	.000	0	1	1	4.0	1	0	2	0	3	16	11.5
North Texas	12/29/2021	*	29:24	4-15	.267	3-8	.375	0-0	.000	0	0	0	3.7	5	4	3	1	0	11	11.5
at Kansas St.	01/02/2022	*	24:30	2-8	.250	1-3	.333	0-0	.000	0	0	0	3.4	1	2	3	0	0	5	11.0
at Oklahoma	01/12/2022	*	34:37	0-4	.000	0-2	.000	5-6	.833	0	2	2	3.3	4	2	4	0	2	5	10.6
at Kansas	01/16/2022	*	37:15	8-14	.571	7-10	.700	2-2	1.000	4	0	4	3.3	1	6	1	0	2	25	11.5
Oklahoma St.	01/19/2022	*	28:21	1-6	.167	0-2	.000	0-0	.000	0	1	1	3.2	0	1	3	1	0	2	10.9
Iowa St.	01/23/2022	*	33:50	7-13	.538	4-5	.800	0-0	.000	0	2	2	3.1	2	5	2	0	0	18	11.4
at Texas Tech	01/26/2022	*	34:27	7-10	.700	2-3	.667	3-4	.750	0	3	3	3.1	2	3	1	0	1	19	11.8
at West Virginia	01/29/2022	*	29:23	6-8	.750	2-3	.667	1-2	.500	0	2	2	3.1	1	4	1	1	0	15	11.9
Oklahoma	02/02/2022	*	35:49	9-20	.450	3-10	.300	2-3	.667	0	2	2	3.0	1	6	4	0	2	23	12.5
Texas	02/04/2022	*	36:14	5-11	.455	1-3	.333	6-7	.857	0	7	7	3.2	3	8	6	1	5	17	12.7
at Texas	02/06/2022	*	35:53	1-7	.143	0-3	.000	2-2	1.000	0	3	3	3.2	1	4	0	0	2	4	12.3
Kansas St.	02/09/2022	*	30:44	7-11	.636	5-7	.714	0-0	.000	0	4	4	3.2	5	7	2	0	0	19	12.6
West Virginia	02/12/2022	*	34:49	3-8	.375	0-5	.000	2-4	.500	2	3	5	3.3	0	7	2	0	1	8	12.4
TCU	02/16/2022	*	29:01	3-9	.333	2-6	.333	0-0	.000	0	2	2	3.2	1	9	0	0	1	8	12.2
at TCU	02/19/2022	*	27:15	5-12	.417	2-6	.333	0-0	.000	0	0	0	3.1	2	7	1	1	1	12	12.2
at Oklahoma St.	02/23/2022	*	36:57	7-12	.583	2-5	.400	1-2	.500	0	2	2	3.1	0	4	3	0	0	17	12.4
Kansas	02/26/2022	*	32:56	1-5	.200	0-2	.000	2-2	1.000	0	2	2	3.0	0	7	2	0	1	4	12.1
Totals			28 902:47	124-294	.422	54-130	.415	37-55	.673	15	70	85	3.0	46	127	55	5	35	339	12.1

ANDREWS'S CAREER STATISTICS

SEASON	TEAM	GP-GS	MIN/AVG	Field Goals		3-Point		F-Throws		Rebounds				Scoring						
				FG-FGA	FG%	3FG-3FGA	3FG%	FT-FTA	FT%	OFF	DEF	TOT	AVG	PF-FO	A	TO	BLK	STL	PTS	AVG
2020-21	Baylor	31-1	351/11.3	50-133	.376	26-67	.388	3-5	.600	8	30	38	1.2	36-1	38	33	2	19	129	4.2
2021-22	Baylor	28-28	903/32.2	124-294	.422	54-130	.415	37-55	.673	15	70	85	3.0	46-2	127	55	5	35	339	12.1
TOTAL		59-29	1254/21.2	174-427	.407	80-197	.406	40-60	.667	23	100	123	2.1	82-3	165	88	7	54	468	7.9



KENDRA GILLISPIE

MAJOR

Undecided

CAREER HIGHS

Points
6, vs. North Texas (12/29/21)

Rebounds
5, vs. Alcorn State (12/8/21)

Assists
1, vs. Alcorn State (12/8/21)
vs. New Orleans (11/15/21)

Blocks
1, vs. Fordham (11/25/21)

Steals
1, vs. Alcorn State (12/8/21)

Field Goals
2, vs. North Texas (12/29/21)

Field Goal Attempts
4, vs. Alcorn State (12/8/21)

3-Point Field Goals

3-Point Field Goal Attempts

1, vs. Alcorn State (12/8/21)

Free Throws

3, vs. Alcorn State (12/8/21)

Free Throw Attempts

4, vs. Alcorn State (12/8/21)

Minutes Played

22, vs. Alcorn State (12/8/21)

MISCELLANEOUS

Double-Figure Scoring
Double-Figure Rebounding
Double-Doubles
Led Team in Rebounds
Led Team in Steals
Led Team in Blocks
Led Team in Assists

#25 • 6-2 • F • FR • HS • OKLAHOMA CITY, OKLA. (HARDING CHARTER PREP)

2021-22 NOTABLES

- Made her Baylor debut at UT Arlington (11/11)
- Recorded her first career points as a Bear vs. New Orleans (11/15)
- Logged a career-high 8 minutes vs. Houston (11/27) at that time
- Had a career game vs. Alcorn State in 21 minutes of action
- Went 2-2 from the floor for a career-high six points vs. North Texas (12/29/21)
- Made her Big 12 debut at West Virginia (1/29)

2021-22 GAME-BY-GAME STATISTICS

Opponent	Date	GS	MIN	Total		3-Pointers		Free throws		Rebounds								PTS	AVG	
				FG-FGA	PCT	3FG-3FGA	PCT	FT-FTA	PCT	OFF	DEF	TOT	AVG	PF	A	TO	BLK			STL
at UT Arlington	11/11/2021		03:21	0-1	.000	0-0	.000	0-0	.000	0	1	1	1.0	2	0	0	0	0	0	0.0
New Orleans	11/15/2021		04:53	1-1	1.000	0-0	.000	1-1	1.000	0	0	0	0.5	0	1	0	0	0	3	1.5
vs Fordham	11/25/2021		03:21	0-1	.000	0-0	.000	2-2	1.000	1	0	1	0.7	1	0	1	1	0	2	1.7
vs Houston	11/27/2021		07:26	0-1	.000	0-0	.000	0-0	.000	0	1	1	0.8	0	0	0	0	0	0	1.3
Morehead St.	11/30/2021		05:33	0-2	.000	0-0	.000	0-0	.000	1	0	1	0.8	0	0	1	0	0	0	1.0
Alcorn	12/08/2021		21:37	1-4	.250	0-1	.000	3-4	.750	1	4	5	1.5	0	1	0	0	1	5	1.7
North Texas	12/29/2021		06:05	2-2	1.000	0-0	.000	2-2	1.000	2	1	3	1.7	0	0	0	0	0	6	2.3
at West Virginia	01/29/2022		07:01	2-4	.500	0-0	.000	1-1	1.000	1	0	1	1.6	0	0	1	0	0	5	2.6
West Virginia	02/12/2022		01:53	0-0	.000	0-0	.000	0-0	.000	0	0	0	1.4	0	0	0	0	0	0	2.3
TCU	02/16/2022		04:33	0-1	.000	0-0	.000	0-0	.000	0	0	0	1.3	0	0	0	0	0	0	2.1
at TCU	02/19/2022		05:59	0-0	.000	0-0	.000	0-0	.000	1	0	1	1.3	1	0	0	0	0	0	1.9
Totals		0	71:42	6-17	.353	0-1	.000	9-10	.900	7	7	14	1.3	4	2	3	1	1	21	1.9

GILLISPIE'S CAREER STATISTICS

				Field Goals		3-Point		F-Throws		Rebounds				Scoring						
SEASON	TEAM	GP-GS	MIN/AVG	FG-FGA	FG%	3FG-3FGA	3FG%	FT-FTA	FT%	OFF	DEF	TOT	AVG	PF-FO	A	TO	BLK	STL	PTS	AVG
2021-22	Baylor	11-0	72/6.5	6-17	.353	0-1	.000	9-10	.900	7	7	14	1.3	4-0	2	3	1	1	21	1.9
TOTAL		11-0	72/6.5	6-17	.353	0-1	.000	9-10	.900	7	7	14	1.3	4-0	2	3	1	1	21	1.9



CAITLIN BICKLE

MAJOR

Sport Management (Master's)

CAREER HIGHS

Points

13 vs. Alcorn State (12/8/21)
vs. North Texas (12/29/21)

Rebounds

8 at UT Arlington (11/11/21)
vs. Arizona State (11/26/21)
at TCU (2/19/22)

Assists

6 vs. Alcorn State (12/8/21)

Blocks

3 vs. Georgia (12/4/19)

Steals

3 vs. Alcorn State (12/8/21)
at Kansas State (1/2/22)

Field Goals

4, 4X last at Kansas (1/16/22)

Field Goal Attempts

8, vs. New Orleans (11/15/21)

3-Point Field Goals

2 vs. Southern (11/15/18);
vs. Nicholls (11/6/18)

3-Point Field Goal Attempts

4 vs. Southern (11/15/18)

Free Throws

9 vs. Alcorn State (12/8/21)

Free Throw Attempts

10 vs. Alcorn State (12/8/21)

Minutes Played

30 vs. Alcorn State (12/8/21)

MISCELLANEOUS

Double-Figure Scoring

Led Team in Rebounds

Led Team in Steals

Led Team in Assists

Led Team in Blocks

#51 • 6-0 • F • SR • 3L • CAVE CREEK, ARIZ. (CACTUS SHADOWS HS)

2021-22 AWARDS

• ACADEMIC ALL-BIG 12 FIRST TEAM

2021-22 NOTABLES

- Had an all-around game for the Bears at UT Arlington (11/11) with seven points, eight rebounds (career high), three assists, two blocks and a handful of charges taken all in a career-high 29 minutes.
- Recorded a career game with 13 points and a team-best six assists against Alcorn State (12/8)
- Tied her career high with 13 points against North Texas (12/29)
- Set a career high twice in 2021-22 with three steals against Alcorn State and at Kansas State

2021-22 GAME-BY-GAME STATISTICS

Opponent	Date	GS	MIN	Total		3-Pointers		Free throws		Rebounds				PF	A	TO	BLK	STL	PTS	AVG
				FG-FGA	PCT	3FG-3FGA	PCT	FT-FTA	PCT	OFF	DEF	TOT	AVG							
Texas St.	11/09/2021		17:43	2-4	.500	0-2	.000	1-2	.500	0	0	0	0.0	2	1	0	0	0	5	5.0
at UT Arlington	11/11/2021		28:36	2-4	.500	0-0	.000	3-3	1.000	3	5	8	4.0	1	3	2	2	0	7	6.0
New Orleans	11/15/2021		17:55	3-8	.375	0-1	.000	4-6	.667	2	3	5	4.3	0	0	0	0	1	10	7.3
at Maryland	11/21/2021		24:59	1-3	.333	0-1	.000	0-0	.000	0	4	4	4.3	4	0	1	1	0	2	6.0
vs Fordham	11/25/2021		19:49	3-7	.429	1-3	.333	1-1	1.000	1	5	6	4.6	1	0	4	0	0	8	6.4
vs Arizona St.	11/26/2021		24:56	2-3	.667	0-1	.000	1-1	1.000	3	5	8	5.2	2	3	2	0	1	5	6.2
vs Houston	11/27/2021		20:19	3-4	.750	1-1	1.000	2-2	1.000	1	5	6	5.3	1	1	1	0	0	9	6.6
Morehead St.	11/30/2021		18:32	3-6	.500	0-2	.000	3-3	1.000	4	2	6	5.4	1	1	0	0	0	9	6.9
Missouri	12/04/2021		24:48	4-7	.571	0-2	.000	3-4	.750	0	2	2	5.0	2	3	0	0	1	11	7.3
Alcorn	12/08/2021		30:13	2-6	.333	0-2	.000	9-10	.900	1	5	6	5.1	1	6	2	0	2	13	7.9
vs Michigan	12/19/2021		27:27	2-7	.286	1-3	.333	0-0	.000	0	3	3	4.9	5	2	1	0	0	5	7.6
North Texas	12/29/2021		24:33	5-9	.556	3-4	.750	0-0	.000	1	5	6	5.0	4	1	5	1	0	13	8.1
at Kansas St.	01/02/2022		24:03	3-7	.429	0-3	.000	1-1	1.000	1	1	2	4.8	4	1	5	1	3	7	8.0
at Oklahoma	01/12/2022		19:25	5-10	.500	0-1	.000	1-2	.500	1	2	3	4.6	2	2	1	0	1	11	8.2
at Kansas	01/16/2022		24:45	4-6	.667	0-1	.000	0-0	.000	3	1	4	4.6	5	2	1	2	0	8	8.2
Oklahoma St.	01/19/2022		20:03	3-6	.500	0-2	.000	2-5	.400	2	2	4	4.6	1	1	1	0	1	8	8.2
Iowa St.	01/23/2022		19:13	2-7	.286	0-2	.000	2-2	1.000	3	1	4	4.5	1	4	1	1	1	6	8.1
at Texas Tech	01/26/2022		31:02	4-6	.667	0-0	.000	4-4	1.000	4	3	7	4.7	2	2	1	0	1	12	8.3
at West Virginia	01/29/2022		24:18	1-4	.250	0-2	.000	2-2	1.000	0	1	1	4.5	0	2	1	1	0	4	8.1
Oklahoma	02/02/2022		26:49	4-6	.667	0-1	.000	3-5	.600	0	4	4	4.5	4	1	0	0	1	11	8.2
Texas	02/04/2022		29:26	3-5	.600	0-0	.000	0-0	.000	1	1	2	4.3	4	2	0	0	0	6	8.1
at Texas	02/06/2022		21:39	1-4	.250	1-2	.500	2-2	1.000	3	0	3	4.3	3	0	3	0	0	5	8.0
Kansas St.	02/09/2022		21:22	3-6	.500	0-1	.000	0-0	.000	0	5	5	4.3	2	3	3	0	0	6	7.9
West Virginia	02/12/2022		13:07	2-5	.400	0-2	.000	0-0	.000	1	0	1	4.2	2	0	1	0	0	4	7.7
TCU	02/16/2022		18:25	1-3	.333	0-1	.000	0-0	.000	0	3	3	4.1	1	5	2	0	1	2	7.5
at TCU	02/19/2022		27:27	1-7	.143	1-3	.333	3-4	.750	4	4	8	4.3	1	4	1	1	0	6	7.4
at Oklahoma St.	02/23/2022		19:23	3-6	.500	0-0	.000	1-2	.500	2	5	7	4.4	3	1	3	0	0	7	7.4
Kansas	02/26/2022		16:17	1-4	.250	0-1	.000	1-1	1.000	1	2	3	4.3	4	1	2	0	1	3	7.3
Totals		0	636:34	73-160	.456	8-44	.182	49-62	.790	42	79	121	4.3	63	52	44	10	15	203	7.3

BICKLE'S CAREER STATISTICS

				Field Goals		3-Point		F-Throws		Rebounds									Scoring	
SEASON	TEAM	GP-GS	MIN/AVG	FG-FGA	FG%	3FG-3FGA	3FG%	FT-FTA	FT%	OFF	DEF	TOT	AVG	PF-FO	A	TO	BLK	STL	PTS	AVG
2018-19	Baylor	28-0	162/5.8	19-42	.452	6-14	.429	12-18	.667	16	16	32	1.1	14-0	8	15	3	11	56	2.0
2019-20	Baylor	26-0	236/9.1	29-52	.558	3-11	.273	11-17	.647	14	41	55	2.1	23-0	20	15	5	4	72	2.8
2020-21	Baylor	29-1	418/14.4	48-99	.485	9-26	.346	27-34	.794	46	81	127	4.4	45-0	26	19	8	14	132	4.6
2021-22	Baylor	28-0	637/22.7	73-160	.456	8-44	.182	49-62	.790	42	79	121	4.3	63-2	52	44	10	15	203	7.3
TOTAL		111-1	1453/13.1	169-353	.479	26-95	.274	99-131	.756	118	217	335	3.0	145-2	106	93	26	44	463	4.2

2021-22 OVERALL STATISTICS

Game Records

Record	Overall	Home	Away	Neutral
ALL GAMES	23-5	13-1	7-3	3-1
CONFERENCE	13-3	7-1	6-2	0-0
NON-CONFERENCE	10-2	6-0	1-1	3-1

Score by Periods

Team	1st	2nd	3rd	4th	OT	TOT
Baylor	515	506	607	510	9	2147
Opponents	376	425	437	445	15	1698

Team Box Score

No.	Player				Total		3-Point		F-Throw		Rebounds												
		GP-GS	MIN	AVG	FG-FGA	FG%	3FG-3FGA	3FG%	FT-FTA	FT%	OFF	DEF	TOT	AVG	PF	DQ	A	TO	BLK	STL	PTS	AVG	
1	SMITH, NaLyssa	28-28	918:41	32.8	239-433	.552	7-27	.259	120-155	.774	93	225	318	11.4	74	0	33	70	31	20	605	21.6	
24	ANDREWS, Sarah	28-28	902:47	32.2	124-294	.422	54-130	.415	37-55	.673	15	70	85	3.0	46	2	127	55	5	35	339	12.1	
3	LEWIS, Jordan	28-28	890:08	31.8	100-234	.427	41-110	.373	86-133	.647	20	78	98	3.5	71	0	148	65	7	36	327	11.7	
4	EGBO, Queen	28-28	659:44	23.6	122-249	.490	0-1	.000	69-94	.734	81	160	241	8.6	75	3	27	56	49	25	313	11.2	
21	ASBERRY, Ja'Mee	28-28	939:19	33.5	90-241	.373	65-178	.365	24-30	.800	9	71	80	2.9	40	0	55	34	3	38	269	9.6	
51	BICKLE, Caitlin	28-0	636:34	22.7	73-160	.456	8-44	.182	49-62	.790	42	79	121	4.3	63	2	52	44	10	15	203	7.3	
22	MCDANIEL, Kamaria	10-0	145:51	14.6	6-20	.300	4-9	.444	5-12	.417	3	16	19	1.9	7	0	13	11	3	0	21	2.1	
25	GILLISPIE, Kendra	11-0	71:42	6.5	6-17	.353	0-1	.000	9-10	.900	7	7	14	1.3	4	0	2	3	1	1	21	1.9	
10	OWENS, Jaden	25-0	432:09	17.3	15-49	.306	8-34	.235	8-12	.667	4	35	39	1.6	33	0	38	21	1	20	46	1.8	
11	KATRAMADOS, Andrea	10-0	28:06	2.8	1-8	.125	1-6	.167	0-0	.000				0	1	0	0	1	1	0	3	0.3	
Team											42	51	93					7					
Total		28	5625		776-1705	.455	188-540	.348	407-563	.723	316	792	1108	39.6	414	7	495	367	111	190	2147	76.7	
Opponents		28	5625		609-1671	.364	163-520	.313	317-438	.724	304	659	963	34.4	559	16	333	447	70	181	1698	60.6	

Team Statistics

	BAYLOR	OPP
Scoring	2147	1698
Points per game	76.7	60.6
Scoring margin	+16.0	-
Field goals-att	776-1705	609-1671
Field goal pct	.455	.364
3 point fg-att	188-540	163-520
3-point FG pct	.348	.313
3-pt FG made per game	6.7	5.8
Free throws-att	407-563	317-438
Free throw pct	.723	.724
F-Throws made per game	14.5	11.3
Rebounds	1108	963
Rebounds per game	39.6	34.4
Rebounding margin	+5.2	-
Assists	495	333
Assists per game	17.7	11.9
Turnovers	367	447
Turnovers per game	13.1	16.0
Turnover margin	+2.9	-
Assist/turnover ratio	1.3	0.7
Steals	190	181
Steals per game	6.8	6.5
Blocks	111	70
Blocks per game	4.0	2.5
Winning streak	8	-
Home win streak	5	-
Attendance	64432	33053
Home games-Avg/Game	14-4602	10-3305
Neutral site-Avg/Game	-	4-2148

Team Results

Date	Opponent		Score	Att.
11/09/2021	Texas St.	W	77-70	4180
11/11/2021	at UT Arlington	W	81-54	2182
11/15/2021	New Orleans	W	78-39	4109
11/21/2021	at Maryland	L	76-79	8395
11/25/2021	vs Fordham	W	68-45	103
11/26/2021	vs Arizona St.	W	62-52	155
11/27/2021	vs Houston	W	74-58	129
11/30/2021	Morehead St.	W	73-28	3939
12/04/2021	Missouri	W	70-68	4160
12/08/2021	Alcorn	W	94-40	5838
12/19/2021	vs Michigan	Lot	68-74	8204
12/29/2021	North Texas	W	86-65	4158
01/02/2022	at Kansas St.	L	59-68	2393
01/12/2022	at Oklahoma	L	77-83	2002
01/16/2022	at Kansas	W	82-79	1688
01/19/2022	Oklahoma St.	W	67-49	4078
01/23/2022	Iowa St.	W	87-61	4541
01/26/2022	at Texas Tech	W	88-80	4504
01/29/2022	at West Virginia	W	87-54	3836
02/02/2022	Oklahoma	L	77-78	4274
02/04/2022	Texas	W	75-63	5435
02/06/2022	at Texas	W	63-55	5300
02/09/2022	Kansas St.	W	95-50	4181
02/12/2022	West Virginia	W	75-57	5240
02/16/2022	TCU	W	80-55	4660
02/19/2022	at TCU	W	78-59	2330
02/23/2022	at Oklahoma St.	W	65-58	423
02/26/2022	Kansas	W	85-77	5639

2021-22 BIG 12 STATISTICS

Game Records

Record	Overall	Home	Away	Neutral
ALL GAMES	13-3	7-1	6-2	0-0
CONFERENCE	13-3	7-1	6-2	0-0
NON-CONFERENCE	0-0	0-0	0-0	0-0

Score by Periods

Team	1st	2nd	3rd	4th	OT	TOT
Baylor	277	309	355	299	0	1240
Opponents	221	262	285	258	0	1026

Team Box Score

No. Player					Total		3-Point		F-Throw		Rebounds													
		GP-GS	MIN	AVG	FG-FGA	FG%	3FG-3FGA	3FG%	FT-FTA	FT%	OFF	DEF	TOT	AVG	PF	DQ	A	TO	BLK	STL	PTS	AVG		
1	SMITH, NaLyssa	16-16	547:55	34.2	141-264	.534	3-13	.231	67-85	.788	49	112	161	10.1	47	0	19	37	17	10	352	22.0		
24	ANDREWS, Sarah	16-16	522:02	32.6	72-158	.456	31-75	.413	26-34	.765	6	35	41	2.6	24	1	82	35	4	18	201	12.6		
4	EGBO, Queen	16-16	385:11	24.1	75-153	.490	0-0	.000	49-66	.742	48	99	147	9.2	52	3	14	34	28	14	199	12.4		
3	LEWIS, Jordan	16-16	513:55	32.1	53-126	.421	25-57	.439	48-77	.623	12	54	66	4.1	45	0	88	43	6	23	179	11.2		
21	ASBERRY, Ja'Mee	16-16	545:18	34.1	52-137	.380	40-101	.396	18-22	.818	5	47	52	3.3	23	0	31	14	2	21	162	10.1		
51	BICKLE, Caitlin	16-0	356:44	22.3	41-92	.446	2-22	.091	22-30	.733	26	35	61	3.8	39	1	31	26	6	10	106	6.6		
10	OWENS, Jaden	15-0	276:27	18.4	10-28	.357	6-19	.316	4-6	.667	1	21	22	1.5	20	0	29	13	1	13	30	2.0		
22	MCDANIEL, Kamaria	2-0	23:23	11.7	1-3	.333	0-1	.000	1-2	.500	0	2	2	1.0	2	0	1	4	0	0	3	1.5		
25	GILLISPIE, Kendra	4-0	19:26	4.9	2-5	.400	0-0	.000	1-1	1.000	2	0	2	0.5	1	0	0	1	0	0	5	1.3		
11	KATRAMADOS, Andrea	5-0	09:40	1.9	1-5	.200	1-4	.250	0-0	.000	0	0	0	0.0	1	0	0	0	0	0	3	0.6		
Team											23	28	51					3						
Total		16	3200		448-971	.461	108-292	.370	236-323	.731	172	433	605	37.8	254	5	295	210	64	109	1240	77.5		
Opponents		16	3200		364-943	.386	99-276	.359	199-284	.701	173	377	550	34.4	322	9	217	258	40	107	1026	64.1		

Team Statistics

	BAYLOR	OPP
Scoring	1240	1026
Points per game	77.5	64.1
Scoring margin	+13.4	-
Field goals-att	448-971	364-943
Field goal pct	.461	.386
3 point fg-att	108-292	99-276
3-point FG pct	.370	.359
3-pt FG made per game	6.8	6.2
Free throws-att	236-323	199-284
Free throw pct	.731	.701
F-Throws made per game	14.8	12.4
Rebounds	605	550
Rebounds per game	37.8	34.4
Rebounding margin	+3.4	-
Assists	295	217
Assists per game	18.4	13.6
Turnovers	210	258
Turnovers per game	13.1	16.1
Turnover margin	+3.0	-
Assist/turnover ratio	1.4	0.8
Steals	109	107
Steals per game	6.8	6.7
Blocks	64	40
Blocks per game	4.0	2.5
Winning streak	8	-
Home win streak	5	-
Attendance	38048	22476
Home games-Avg/Game	8-4756	8-2810
Neutral site-Avg/Game	-	0-0

Team Results

Date	Opponent		Score	Att.
01/02/2022	at Kansas St.	L	59-68	2393
01/12/2022	at Oklahoma	L	77-83	2002
01/16/2022	at Kansas	W	82-79	1688
01/19/2022	Oklahoma St.	W	67-49	4078
01/23/2022	Iowa St.	W	87-61	4541
01/26/2022	at Texas Tech	W	88-80	4504
01/29/2022	at West Virginia	W	87-54	3836
02/02/2022	Oklahoma	L	77-78	4274
02/04/2022	Texas	W	75-63	5435
02/06/2022	at Texas	W	63-55	5300
02/09/2022	Kansas St.	W	95-50	4181
02/12/2022	West Virginia	W	75-57	5240
02/16/2022	TCU	W	80-55	4660
02/19/2022	at TCU	W	78-59	2330
02/23/2022	at Oklahoma St.	W	65-58	423
02/26/2022	Kansas	W	85-77	5639

2021-22 LAST FIVE GAMES

Game Records

Record	Overall	Home	Away	Neutral
ALL GAMES	5-0	3-0	2-0	0-0
CONFERENCE	5-0	3-0	2-0	0-0
NON-CONFERENCE	0-0	0-0	0-0	0-0

Score by Periods

Team	1st	2nd	3rd	4th	OT	TOT
Baylor	72	92	111	108	0	383
Opponents	65	79	81	81	0	306

Team Box Score

No. Player					Total		3-Point		F-Throw		Rebounds													
		GP-GS	MIN	AVG	FG-FGA	FG%	3FG-3FGA	3FG%	FT-FTA	FT%	OFF	DEF	TOT	AVG	PF	DQ	A	TO	BLK	STL	PTS	AVG		
1	SMITH, NaLyssa	5-5	172:52	34.6	51-91	.560	1-4	.250	22-28	.786	11	50	61	12.2	12	0	5	9	7	4	125	25.0		
4	EGBO, Queen	5-5	134:27	26.9	31-61	.508	0-0	.000	14-25	.560	16	36	52	10.4	17	1	5	9	11	4	76	15.2		
3	LEWIS, Jordan	5-5	158:54	31.8	15-39	.385	7-16	.438	15-27	.556	5	14	19	3.8	11	0	26	12	2	6	52	10.4		
24	ANDREWS, Sarah	5-5	160:59	32.2	19-46	.413	6-24	.250	5-8	.625	2	9	11	2.2	3	0	34	8	1	4	49	9.8		
21	ASBERRY, Ja'Mee	5-5	159:07	31.8	14-47	.298	8-31	.258	7-9	.778	1	18	19	3.8	6	0	8	4	1	7	43	8.6		
51	BICKLE, Caitlin	5-0	94:39	18.9	8-25	.320	1-7	.143	5-7	.714	8	14	22	4.4	11	0	11	9	1	2	22	4.4		
10	OWENS, Jaden	5-0	103:23	20.7	5-9	.556	3-6	.500	0-0	.000	0	6	6	1.2	8	0	10	4	1	4	13	2.6		
11	KATRAMADOS, Andrea	2-0	03:15	1.6	1-2	.500	1-2	.500	0-0	.000	0	0	0	0.0	1	0	0	0	0	0	3	1.5		
25	GILLISPIE, Kendra	3-0	12:25	4.1	0-1	.000	0-0	.000	0-0	.000	1	0	1	0.3	1	0	0	0	0	0	0	0.0		
Team											6	12	18											
Total		5	1000		144-321	.449	27-90	.300	68-104	.654	50	159	209	41.8	70	1	99	55	24	31	383	76.6		
Opponents		5	1000		113-322	.351	30-90	.333	50-80	.625	64	140	204	40.8	96	4	72	78	15	28	306	61.2		

Team Statistics

	BAYLOR	OPP
Scoring	383	306
Points per game	76.6	61.2
Scoring margin	+15.4	-
Field goals-att	144-321	113-322
Field goal pct	.449	.351
3 point fg-att	27-90	30-90
3-point FG pct	.300	.333
3-pt FG made per game	5.4	6.0
Free throws-att	68-104	50-80
Free throw pct	.654	.625
F-Throws made per game	13.6	10.0
Rebounds	209	204
Rebounds per game	41.8	40.8
Rebounding margin	+1.0	-
Assists	99	72
Assists per game	19.8	14.4
Turnovers	55	78
Turnovers per game	11.0	15.6
Turnover margin	+4.6	-
Assist/turnover ratio	1.8	0.9
Steals	31	28
Steals per game	6.2	5.6
Blocks	24	15
Blocks per game	4.8	3.0
Winning streak	5	-
Home win streak	3	-
Attendance	15539	2753
Home games-Avg/Game	3-5180	2-1377
Neutral site-Avg/Game	-	0-0

Team Results

Date	Opponent		Score	Att.
02/12/2022	West Virginia	W	75-57	5240
02/16/2022	TCU	W	80-55	4660
02/19/2022	at TCU	W	78-59	2330
02/23/2022	at Oklahoma St.	W	65-58	423
02/26/2022	Kansas	W	85-77	5639

2021-22 TEAM GAME-BY-GAME STATISTICS

				Total		3-Pointers		Free throws		Rebounds											
Opponent	Date	Score		FG-FGA	PCT	3FG-3FGA	PCT	FT-FTA	PCT	OFF	DEF	TOT	AVG	PF	A	TO	BLK	STL	PTS	AVG	
Texas St.	11/09/2021	77-70	W	26-62	.419	4-25	.160	21-30	.700	11	33	44	44.0	13	14	16	4	6	77	77.0	
at UT Arlington	11/11/2021	81-54	W	29-63	.460	9-25	.360	14-17	.824	12	30	42	43.0	16	16	13	6	4	81	79.0	
New Orleans	11/15/2021	78-39	W	30-56	.536	6-22	.273	12-19	.632	14	21	35	40.3	11	20	15	4	8	78	78.7	
at Maryland	11/21/2021	76-79	L	33-72	.458	6-25	.240	4-5	.800	15	28	43	41.0	15	16	15	2	3	76	78.0	
vs Fordham	11/25/2021	68-45	W	25-58	.431	6-15	.400	12-18	.667	12	29	41	41.0	13	12	17	1	7	68	76.0	
vs Arizona St.	11/26/2021	62-52	W	21-57	.368	2-9	.222	18-26	.692	14	28	42	41.2	15	11	11	6	6	62	73.7	
vs Houston	11/27/2021	74-58	W	22-58	.379	6-15	.400	24-31	.774	14	36	50	42.4	10	16	12	6	8	74	73.7	
Morehead St.	11/30/2021	73-28	W	26-55	.473	13-29	.448	8-11	.727	13	35	48	43.1	7	21	13	4	6	73	73.6	
Missouri	12/04/2021	70-68	W	24-56	.429	4-16	.250	18-32	.563	6	29	35	42.2	15	17	10	2	5	70	73.2	
Alcorn	12/08/2021	94-40	W	33-63	.524	11-24	.458	17-21	.810	11	31	42	42.2	6	26	7	5	11	94	75.3	
vs Michigan	12/19/2021	68-74	Lot	24-63	.381	4-18	.222	16-20	.800	9	26	35	41.5	18	9	15	5	9	68	74.6	
North Texas	12/29/2021	86-65	W	35-71	.493	9-25	.360	7-10	.700	13	33	46	41.9	21	22	13	2	8	86	75.6	
at Kansas St.	01/02/2022	59-68	L	21-54	.389	6-20	.300	11-17	.647	10	17	27	40.8	22	11	22	3	10	59	74.3	
at Oklahoma	01/12/2022	77-83	L	27-56	.482	4-11	.364	19-25	.760	12	27	39	40.6	16	12	18	2	7	77	74.5	
at Kansas	01/16/2022	82-79	W	29-72	.403	14-29	.483	10-15	.667	17	20	37	40.4	15	24	10	4	6	82	75.0	
Oklahoma St.	01/19/2022	67-49	W	23-52	.442	2-11	.182	19-25	.760	11	25	36	40.1	11	16	12	4	9	67	74.5	
Iowa St.	01/23/2022	87-61	W	32-67	.478	12-21	.571	11-16	.688	14	29	43	40.3	18	26	11	7	7	87	75.2	
at Texas Tech	01/26/2022	88-80	W	32-57	.561	6-12	.500	18-22	.818	12	17	29	39.7	15	10	11	1	4	88	75.9	
at West Virginia	01/29/2022	87-54	W	35-61	.574	9-20	.450	8-12	.667	5	32	37	39.5	11	23	12	7	5	87	76.5	
Oklahoma	02/02/2022	77-78	L	25-68	.368	7-27	.259	20-28	.714	14	21	35	39.3	20	17	15	4	8	77	76.6	
Texas	02/04/2022	75-63	W	24-49	.490	6-18	.333	21-24	.875	7	23	30	38.9	20	19	19	2	11	75	76.5	
at Texas	02/06/2022	63-55	W	21-53	.396	4-14	.286	17-19	.895	12	28	40	38.9	15	8	14	2	4	63	75.9	
Kansas St.	02/09/2022	95-50	W	35-61	.574	11-19	.579	14-16	.875	8	35	43	39.1	21	30	11	4	7	95	76.7	
West Virginia	02/12/2022	75-57	W	27-66	.409	4-17	.235	17-28	.607	10	31	41	39.2	11	20	8	4	3	75	76.6	
TCU	02/16/2022	80-55	W	32-67	.478	8-26	.308	8-10	.800	7	31	38	39.1	14	26	5	4	6	80	76.8	
at TCU	02/19/2022	78-59	W	28-68	.412	6-22	.273	16-22	.727	16	27	43	39.3	18	20	8	7	10	78	76.8	
at Oklahoma St.	02/23/2022	65-58	W	26-55	.473	3-11	.273	10-14	.714	6	38	44	39.4	10	9	19	6	6	65	76.4	
Kansas	02/26/2022	85-77	W	31-65	.477	6-14	.429	17-30	.567	11	32	43	39.6	17	24	15	3	6	85	76.7	
Total		2147		776-1705	.455	188-540	.348	407-563	.723	316	792	1108	39.6	414	495	367	111	190	2147	76.7	
Opponents		1698		609-1671	.364	163-520	.313	317-438	.724	304	659	963	34.4	559	333	447	70	181	1698	60.6	

Baylor Averages

Games Played	Points/game	FG Pct	3FG Pct	FT Pct	Rebounds/game	Assists/game	Turnovers/game	Assist/Turnover ratio	Steals/game	Blocks/game
28	76.7	45.5	34.8	72.3	39.6	17.7	13.1	1.3	6.8	4.0

2021-22 OPPONENT GAME-BY-GAME STATISTICS

Opponent	Date	Score	W	Total		3-Pointers		Free throws		Rebounds										
				FG-FGA	PCT	3FG-3FGA	PCT	FT-FTA	PCT	OFF	DEF	TOT	AVG	PF	A	TO	BLK	STL	PTS	AVG
Texas St.	11/09/2021	77-70	W	27-71	.380	9-34	.265	7-8	.875	10	26	36	36.0	29	23	16	0	8	70	70.0
at UT Arlington	11/11/2021	81-54	W	19-60	.317	1-17	.059	15-21	.714	14	23	37	36.5	23	9	14	4	5	54	62.0
New Orleans	11/15/2021	78-39	W	13-40	.325	2-12	.167	11-14	.786	8	16	24	32.3	18	3	25	0	11	39	54.3
at Maryland	11/21/2021	76-79	L	28-70	.400	6-20	.300	17-18	.944	14	25	39	34.0	13	11	9	3	9	79	60.5
vs Fordham	11/25/2021	68-45	W	17-56	.304	6-22	.273	5-5	1.000	9	23	32	33.6	20	10	20	4	4	45	57.4
vs Arizona St.	11/26/2021	62-52	W	18-59	.305	3-19	.158	13-18	.722	15	26	41	34.8	23	8	16	6	5	52	56.5
vs Houston	11/27/2021	74-58	W	22-73	.301	10-23	.435	4-5	.800	12	23	35	34.9	19	8	12	6	7	58	56.7
Morehead St.	11/30/2021	73-28	W	11-55	.200	3-21	.143	3-4	.750	10	17	27	33.9	14	5	15	3	8	28	53.1
Missouri	12/04/2021	70-68	W	26-61	.426	8-24	.333	8-14	.571	9	29	38	34.3	27	13	15	0	2	68	54.8
Alcorn	12/08/2021	94-40	W	16-54	.296	6-20	.300	2-2	1.000	6	20	26	33.5	17	11	18	0	1	40	53.3
vs Michigan	12/19/2021	68-74	Lot	25-68	.368	4-14	.286	20-24	.833	18	32	50	35.0	19	9	16	3	8	74	55.2
North Texas	12/29/2021	86-65	W	23-61	.377	6-18	.333	13-21	.619	6	22	28	34.4	15	6	13	1	6	65	56.0
at Kansas St.	01/02/2022	59-68	L	23-45	.511	4-13	.308	18-24	.750	6	24	30	34.1	19	16	23	4	7	68	56.9
at Oklahoma	01/12/2022	77-83	L	28-61	.459	14-27	.519	13-18	.722	9	19	28	33.6	21	23	14	3	10	83	58.8
at Kansas	01/16/2022	82-79	W	28-56	.500	10-19	.526	13-16	.813	10	29	39	34.0	19	13	16	4	4	79	60.1
Oklahoma St.	01/19/2022	67-49	W	18-50	.360	4-17	.235	9-13	.692	8	23	31	33.8	23	7	17	1	6	49	59.4
Iowa St.	01/23/2022	87-61	W	18-55	.327	7-27	.259	18-20	.900	9	22	31	33.6	18	11	17	2	6	61	59.5
at Texas Tech	01/26/2022	88-80	W	28-53	.528	11-15	.733	13-18	.722	9	13	22	33.0	20	17	13	1	6	80	60.7
at West Virginia	01/29/2022	87-54	W	21-70	.300	3-13	.231	9-13	.692	10	20	30	32.8	17	15	15	2	7	54	60.3
Oklahoma	02/02/2022	77-78	L	28-64	.438	4-20	.200	18-21	.857	15	31	46	33.5	25	18	20	0	11	78	61.2
Texas	02/04/2022	75-63	W	22-59	.373	5-8	.625	14-21	.667	16	18	34	33.5	26	11	20	1	9	63	61.3
at Texas	02/06/2022	63-55	W	19-53	.358	4-13	.308	13-22	.591	11	21	32	33.5	22	6	12	3	7	55	61.0
Kansas St.	02/09/2022	95-50	W	18-55	.327	3-14	.214	11-18	.611	6	17	23	33.0	16	8	13	4	6	50	60.5
West Virginia	02/12/2022	75-57	W	22-68	.324	3-12	.250	10-17	.588	18	35	53	33.8	24	16	17	4	3	57	60.4
TCU	02/16/2022	80-55	W	20-53	.377	8-23	.348	7-18	.389	8	29	37	34.0	13	13	17	0	4	55	60.2
at TCU	02/19/2022	78-59	W	20-61	.328	7-20	.350	12-18	.667	15	26	41	34.2	19	15	16	6	4	59	60.1
at Oklahoma St.	02/23/2022	65-58	W	23-75	.307	8-21	.381	4-5	.800	14	23	37	34.3	16	15	13	2	12	58	60.0
Total		1621		581-1606	.362	159-506	.314	300-416	.721	295	632	927	34.3	535	320	432	67	176	1621	60.0
Baylor		2062		745-1640	.454	182-526	.346	390-533	.732	305	760	1065	39.4	397	471	352	108	184	2062	76.4

Opponents Averages

Games Played	Points/game	FG Pct	3FG Pct	FT Pct	Rebounds/game	Assists/game	Turnovers/game	Assist/Turnover ratio	Steals/game	Blocks/game
27	60.8	36.2	31.4	72.1	34.9	11.9	16.0	0.7	6.5	2.5

2021-22 SUPERLATIVES

Baylor - Game Highs

POINTS	95	Kansas St. (02/09/2022)
	94	Alcorn (12/08/2021)
	88	at Texas Tech (01/26/2022)
	87	at West Virginia (01/29/2022)
	87	Iowa St. (01/23/2022)
FIELD GOALS MADE	35	Kansas St. (02/09/2022)
	35	at West Virginia (01/29/2022)
	35	North Texas (12/29/2021)
FIELD GOAL ATTEMPTS	72	at Kansas (01/16/2022)
	72	at Maryland (11/21/2021)
FIELD GOAL PERCENTAGE	.574 (35-61)	Kansas St. (02/09/2022)
	.574 (35-61)	at West Virginia (01/29/2022)
3 PT FG MADE	14	at Kansas (01/16/2022)
	13	Morehead St. (11/30/2021)
3 PT FG ATTEMPTS	29	at Kansas (01/16/2022)
	29	Morehead St. (11/30/2021)
3 PT FG PERCENTAGE	.579 (11-19)	Kansas St. (02/09/2022)
	.571 (12-21)	Iowa St. (01/23/2022)
FREE THROWS MADE	24	vs Houston (N) (11/27/2021)
	21	Texas (02/04/2022)
	21	Texas St. (11/09/2021)
FREE THROW ATTEMPTS	32	Missouri (12/04/2021)
	31	vs Houston (N) (11/27/2021)
FREE THROW PERCENTAGE	.895 (17-19)	at Texas (02/06/2022)
	.875 (21-24)	Texas (02/04/2022)
	.875 (14-16)	Kansas St. (02/09/2022)
REBOUNDS	50	vs Houston (N) (11/27/2021)
	48	Morehead St. (11/30/2021)
ASSISTS	30	Kansas St. (02/09/2022)
	26	TCU (02/16/2022)
	26	Iowa St. (01/23/2022)
	26	Alcorn (12/08/2021)
STEALS	11	Texas (02/04/2022)
	11	Alcorn (12/08/2021)
BLOCKED SHOTS	7	at TCU (02/19/2022)
	7	at West Virginia (01/29/2022)
	7	Iowa St. (01/23/2022)
TURNOVERS	22	at Kansas St. (01/02/2022)
	19	at Oklahoma St. (02/23/2022)
	19	Texas (02/04/2022)
FOULS	22	at Kansas St. (01/02/2022)

Baylor - Game Lows

POINTS	59	at Kansas St. (01/02/2022)
	62	vs Arizona St. (N) (11/26/22)
	63	at Texas (02/06/2022)
	65	at Oklahoma St. (02/23/2022)
	67	Oklahoma St. (01/19/2022)
FIELD GOALS MADE	21	at Texas (02/06/2022)
	21	at Kansas St. (01/02/2022)
	21	vs Arizona St. (N) (11/26/22)
FIELD GOAL ATTEMPTS	49	Texas (02/04/2022)
	52	Oklahoma St. (01/19/2022)
FIELD GOAL PERCENTAGE	.368 (25-68)	Oklahoma (02/02/2022)
	.368 (21-57)	vs Arizona St. (N) (11/26/22)
3 PT FG MADE	2	Oklahoma St. (01/19/2022)
	2	vs Arizona St. (N) (11/26/22)
3 PT FG ATTEMPTS	9	vs Arizona St. (N) (11/26/22)
	11	at Oklahoma St. (02/23/2022)
	11	Oklahoma St. (01/19/2022)
	11	at Oklahoma (01/12/2022)
3 PT FG PERCENTAGE	.160 (4-25)	Texas St. (11/09/2021)
	.182 (2-11)	Oklahoma St. (01/19/2022)
FREE THROWS MADE	4	at Maryland (11/21/2021)
	7	North Texas (12/29/2021)
FREE THROW ATTEMPTS	5	at Maryland (11/21/2021)
	10	TCU (02/16/2022)
	10	North Texas (12/29/2021)
FREE THROW PERCENTAGE	.563 (18-32)	Missouri (12/04/2021)
	.567 (17-30)	Kansas (02/26/2022)
REBOUNDS	27	at Kansas St. (01/02/2022)
	29	at Texas Tech (01/26/2022)
ASSISTS	8	at Texas (02/06/2022)
	9	at Oklahoma St. (02/23/2022)
	9	vs Michigan (N) (12/19/2021)
STEALS	3	West Virginia (02/12/2022)
	3	at Maryland (11/21/2021)
BLOCKED SHOTS	1	at Texas Tech (01/26/2022)
	1	vs Fordham (N) (11/25/2021)
TURNOVERS	5	TCU (02/16/2022)
	7	Alcorn (12/08/2021)
FOULS	6	Alcorn (12/08/2021)
	7	Morehead St. (11/30/2021)

Opponent - Game Highs

POINTS	83	at Oklahoma (01/12/2022)
	80	at Texas Tech (01/26/2022)
	79	at Kansas (01/16/2022)
	79	at Maryland (11/21/2021)
	78	Oklahoma (02/02/2022)
FIELD GOALS MADE	28	Kansas (02/26/2022)
	28	Oklahoma (02/02/2022)
	28	at Texas Tech (01/26/2022)
	28	at Kansas (01/16/2022)
	28	at Oklahoma (01/12/2022)
	28	at Maryland (11/21/2021)
FIELD GOAL ATTEMPTS	75	at Oklahoma St. (02/23/2022)
	73	vs Houston (N) (11/27/2021)
FIELD GOAL PERCENTAGE	.528 (28-53)	at Texas Tech (01/26/2022)
	.511 (23-45)	at Kansas St. (01/02/2022)
3 PT FG MADE	14	at Oklahoma (01/12/2022)
	11	at Texas Tech (01/26/2022)
3 PT FG ATTEMPTS	34	Texas St. (11/09/2021)
	27	Iowa St. (01/23/2022)
	27	at Oklahoma (01/12/2022)
3 PT FG PERCENTAGE	.733 (11-15)	at Texas Tech (01/26/2022)
	.625 (5-8)	Texas (02/04/2022)
FREE THROWS MADE	20	vs Michigan (N) (12/19/2021)
	18	Oklahoma (02/02/2022)
	18	Iowa St. (01/23/2022)
	18	at Kansas St. (01/02/2022)
FREE THROW ATTEMPTS	24	at Kansas St. (01/02/2022)
	24	vs Michigan (N) (12/19/2021)
FREE THROW PERCENTAGE	1.000 (5-5)	vs Fordham (N) (11/25/2021)
	1.000 (2-2)	Alcorn (12/08/2021)
REBOUNDS	53	West Virginia (02/12/2022)
	50	vs Michigan (N) (12/19/2021)
ASSISTS	23	at Oklahoma (01/12/2022)
	23	Texas St. (11/09/2021)
STEALS	12	at Oklahoma St. (02/23/2022)
	11	Oklahoma (02/02/2022)
	11	New Orleans (11/15/2021)
BLOCKED SHOTS	6	at TCU (02/19/2022)
	6	vs Houston (N) (11/27/2021)
	6	vs Arizona St. (N) (11/26/2022)
TURNOVERS	25	New Orleans (11/15/2021)
	23	at Kansas St. (01/02/2022)

Opponent - Game Lows

POINTS	28	Morehead St. (11/30/2021)
	39	New Orleans (11/15/2021)
	40	Alcorn (12/08/2021)
	45	vs Fordham (N) (11/25/2021)
	49	Oklahoma St. (01/19/2022)
FIELD GOALS MADE	11	Morehead St. (11/30/2021)
	13	New Orleans (11/15/2021)
FIELD GOAL ATTEMPTS	40	New Orleans (11/15/2021)
	45	at Kansas St. (01/02/2022)
FIELD GOAL PERCENTAGE	.200 (11-55)	Morehead St. (11/30/2021)
	.296 (16-54)	Alcorn (12/08/2021)
3 PT FG MADE	1	at UT Arlington (11/11/2021)
	2	New Orleans (11/15/2021)
3 PT FG ATTEMPTS	8	Texas (02/04/2022)
	12	West Virginia (02/12/2022)
	12	New Orleans (11/15/2021)
3 PT FG PERCENTAGE	.059 (1-17)	at UT Arlington (11/11/2021)
	.143 (3-21)	Morehead St. (11/30/2021)
FREE THROWS MADE	2	Alcorn (12/08/2021)
	3	Morehead St. (11/30/2021)
FREE THROW ATTEMPTS	2	Alcorn (12/08/2021)
	4	Morehead St. (11/30/2021)
FREE THROW PERCENTAGE	.389 (7-18)	TCU (02/16/2022)
	.571 (8-14)	Missouri (12/04/2021)
REBOUNDS	22	at Texas Tech (01/26/2022)
	23	Kansas St. (02/09/2022)
ASSISTS	3	New Orleans (11/15/2021)
	5	Morehead St. (11/30/2021)
STEALS	1	Alcorn (12/08/2021)
	2	Missouri (12/04/2021)
BLOCKED SHOTS	0	TCU (02/16/2022)
	0	Oklahoma (02/02/2022)
	0	Alcorn (12/08/2021)
	0	Missouri (12/04/2021)
	0	New Orleans (11/15/2021)
	0	Texas St. (11/09/2021)
TURNOVERS	9	at Maryland (11/21/2021)
	12	at Texas (02/06/2022)
	12	vs Houston (N) (11/27/2021)
FOULS	13	TCU (02/16/2022)
	12	at Morehead St. (11/30/2021)

2021-22 SUPERLATIVES

Baylor - Individual Game Highs

POINTS	33		NaLyssa Smith vs Kansas (02/26/2022)
	30		NaLyssa Smith vs West Virginia (02/12/2022)
	30		NaLyssa Smith at Oklahoma (01/12/2022)
	30		NaLyssa Smith at Maryland (11/21/2021)
	29		Jordan Lewis at Maryland (11/21/2021)
FIELD GOALS MADE	14		NaLyssa Smith vs North Texas (12/29/2021)
	14		NaLyssa Smith at Maryland (11/21/2021)
FIELD GOAL ATTEMPTS	25		NaLyssa Smith at Maryland (11/21/2021)
	23		NaLyssa Smith vs Kansas (02/26/2022)
FIELD GOAL PERCENTAGE (min 5 made)	.917	(11-12)	Queen Egbo vs New Orleans (11/15/2021)
	.909	(10-11)	Queen Egbo at West Virginia (01/29/2022)
3 PT FG MADE	7		Sarah Andrews at Kansas (01/16/2022)
	6		Jordan Lewis vs Iowa St. (01/23/2022)
	6		Ja'Mee Asberry at Kansas (01/16/2022)
	6		Ja'Mee Asberry vs Alcorn (12/08/2021)
	6		Sarah Andrews vs Morehead St. (11/30/2021)
3 PT FG ATTEMPTS	12		Ja'Mee Asberry vs TCU (02/16/2022)
	12		Ja'Mee Asberry vs Morehead St. (11/30/2021)
3 PT FG PERCENTAGE (min 2 made)	1.000	(2-2)	Jaden Owens vs Kansas (02/26/2022)
	1.000	(2-2)	Jordan Lewis at West Virginia (01/29/2022)
	1.000	(2-2)	Ja'Mee Asberry at Oklahoma (01/12/2022)
	1.000	(2-2)	Kamaria McDaniel vs Morehead St. (11/30/2021)
	1.000	(2-2)	Sarah Andrews vs Fordham (N) (11/25/2021)
FREE THROWS MADE	11		Jordan Lewis vs Michigan (N) (12/19/2021)
	9		NaLyssa Smith vs West Virginia (02/12/2022)
	9		Queen Egbo vs Oklahoma St. (01/19/2022)
	9		Caitlin Bickle vs Alcorn (12/08/2021)
	9		Jordan Lewis vs Arizona St. (N) (11/26/2021)
FREE THROW ATTEMPTS	13		NaLyssa Smith vs Houston (N) (11/27/2021)
	12		Jordan Lewis vs Arizona St. (N) (11/26/2021)
FREE THROW PERCENTAGE (min 3 made)	1.000	(11-11)	Jordan Lewis vs Michigan (N) (12/19/2021)
	1.000	(9-9)	Queen Egbo vs Oklahoma St. (01/19/2022)
	1.000	(7-7)	NaLyssa Smith vs New Orleans (11/15/2021)
	1.000	(6-6)	NaLyssa Smith at Texas (02/06/2022)
	1.000	(5-5)	Jordan Lewis vs Kansas St. (02/09/2022)
	1.000	(5-5)	NaLyssa Smith at UT Arlington (11/11/2021)
	1.000	(4-4)	Ja'Mee Asberry at TCU (02/19/2022)
	1.000	(4-4)	Jordan Lewis vs TCU (02/16/2022)
	1.000	(4-4)	Queen Egbo vs TCU (02/16/2022)
	1.000	(4-4)	NaLyssa Smith vs Kansas St. (02/09/2022)
	1.000	(4-4)	NaLyssa Smith vs Texas (02/04/2022)
	1.000	(4-4)	Queen Egbo vs Texas (02/04/2022)
	1.000	(4-4)	Caitlin Bickle at Texas Tech (01/26/2022)
	1.000	(4-4)	NaLyssa Smith vs Morehead St. (11/30/2021)
	1.000	(4-4)	Ja'Mee Asberry vs Houston (N) (11/27/2021)
	1.000	(4-4)	Queen Egbo vs Texas St. (11/09/2021)
	1.000	(3-3)	NaLyssa Smith at TCU (02/19/2022)
	1.000	(3-3)	Queen Egbo vs Kansas St. (02/09/2022)
	1.000	(3-3)	Jordan Lewis vs Oklahoma (02/02/2022)
	1.000	(3-3)	NaLyssa Smith vs Iowa St. (01/23/2022)
REBOUNDS	21		Queen Egbo vs Iowa St. (01/23/2022)
	19		NaLyssa Smith vs Houston (N) (11/27/2021)
ASSISTS	11		Jordan Lewis at West Virginia (01/29/2022)
	9		Sarah Andrews vs TCU (02/16/2022)

2021-22 BOX SCORES



Official Basketball Box Score - Final
Texas St. at Baylor
11/09/21 Ferrell Center, Waco
2021-22 Women's Basketball

Game Time: 7:00 PM
Game Duration: 2:00
Attendance: 4,180

Officials: Roy Gubeyan, Chaney Muench, Bill Larence

Texas St. - 70

Record: 0-1

NO. Name	Min	FG	3P	FT	Rebounds	Fouls	TP	AS	TO	ST	Blocks	+/-
1 Chelsea Johnson	F 08:01	0-0	0-0	0-0	0 1 1	3 0	0	0	1	0	0	-10
32 Da'Nasia Hood	F 29:23	8-21	4-10	0-0	0 6 6	4 1	20	2	2	4	0	-1
3 Kennedy Taylor	G 36:02	2-12	1-7	2-2	2 0 2	5 2	7	9	5	0	0	-3
5 Jo'Nah Johnson	G 33:31	4-13	3-10	0-0	0 2 2	1 1	11	5	3	1	0	1
15 Ja'Kayla Bowie	G 27:22	3-7	0-3	0-0	1 7 8	5 1	6	3	2	0	0	-16
55 Jaeda Reed	15:48	5-7	0-0	0-0	0 5 5	3 1	10	1	0	2	0	0
4 Sierra Dickson	22:34	1-3	0-0	3-4	1 3 4	3 5	5	3	0	0	0	-2
33 Gabby Standler	09:14	1-4	1-4	0-0	0 0 0	2 0	3	0	0	1	0	-9
25 Lauryn Thompson	15:15	3-4	0-0	2-2	1 2 3	2 1	8	0	2	0	0	4
40 Nicole Leff	02:50	0-0	0-0	0-0	1 0 1	1 0	0	0	1	0	0	-2
Team					4 0 4		0	0				
Totals		27-71	9-34	7-8	10 26 36	29 12	70	23	16	8	0	-7

Technical Fouls:NONE

Shooting By Period
1st FG% 3-12 25.0%
3PT% 0-7 0.0%
FT% 1-2 50%
2nd FG% 6-20 30.0%
3PT% 3-11 27.3%
FT% 2-2 100%
3rd FG% 10-18 55.6%
3PT% 3-5 60.0%
FT% 0-0 0%
4th FG% 8-21 38.1%
3PT% 3-11 27.3%
FT% 4-4 100%
GM FG% 27-71 38.0%
3PT% 9-34 26.5%
FT% 7-8 87.5%

Dead Ball Rebounds: 1

Baylor - 77

Record: 1-0

NO. Name	Min	FG	3P	FT	Rebounds	Fouls	TP	AS	TO	ST	Blocks	+/-	
1 Nalysa Smith	F 34:20	8-17	0-2	7-9	3 4 7	3 9	23	0	5	1	2	0	
4 Queen Egbo	C 27:57	6-8	0-0	4-4	6 5 11	2 4	16	0	4	1	2	0	
3 Jordan Lewis	G 32:12	4-9	1-4	5-9	0 3 3	4 8	14	7	1	1	0	0	
21 Ja'Mee Asberry	G 29:59	1-7	1-6	0-0	0 5 5	1 1	3	2	2	0	0	10	
24 Sarah Andrews	G 30:14	2-11	0-6	4-6	2 6 8	0 4	8	2	2	2	0	1	
10 Jaden Owens	27:35	3-6	2-5	0-0	0 5 5	1 0	8	2	1	1	0	0	
51 Caitlin Bickle	17:43	2-4	0-2	1-2	0 0 0	2 3	5	1	0	0	0	6	
					0 5 5		0	0	1				
Totals		26-62	4-25	21-30	11 33 44	13 29	77	14	16	6	4	0	7

Technical Fouls:Smith 4th 7:36

Shooting By Period
1st FG% 8-21 38.1%
3PT% 3-12 25.0%
FT% 3-4 75%
2nd FG% 6-14 42.9%
3PT% 0-3 0.0%
FT% 3-4 75%
3rd FG% 7-13 53.8%
3PT% 0-3 0.0%
FT% 10-12 83.3%
4th FG% 5-14 35.7%
3PT% 0-5 0.0%
FT% 5-10 50%
GM FG% 26-62 41.9%
3PT% 4-25 16.0%
FT% 21-30 70.0%

Dead Ball Rebounds: 7

	TXST	BAY					Period by Period Scoring					
Biggest lead	0 (1 st 10:00)	20 (3 rd 8:25)	Points from Turnovers	TXST	BAY							
Best Scoring Run	7(4 th 2:42)	6(2 nd 9:29)	Paint	30	42		1st	2nd	3rd	4th	TOT	
Lead Changes			Second Chance	12	9	TXST	7	17	23	23	70	
Times Tied	0		Fast Breaks	15	13	BAY	22	16	24	15	77	
Time with Lead	00:00	38:37	Bench	26	13							



Official Basketball Box Score - Final
Baylor at UT Arlington
11/11/21 College Park Center, Arlington, Texas
2021-22 Women's Basketball

Game Time: 6:00 PM
Game Duration: 1:57
Attendance: 2,182

Officials: Brian Hall, Chaney Muench, Stephanie Barsdale

Baylor - 81

Record: 2-0

NO. Name	Min	FG	3P	FT	Rebounds	Fouls	TP	AS	TO	ST	Blocks	BA
1 Nalysa Smith	F 29:00	8-9	0-0	5-5	5 11 16	3 6	21	1	5	2	2	0
4 Queen Egbo	C 19:03	3-5	0-0	0-0	1 3 4	2 1	6	1	2	1	2	0
3 Jordan Lewis	F 31:02	4-9	3-7	1-2	0 2 2	2 2	12	4	1	0	0	24
21 Ja'Mee Asberry	G 27:02	6-15	5-11	0-0	1 0 1	1 4	17	2	1	0	0	2
24 Sarah Andrews	G 30:58	5-15	1-5	4-5	1 5 6	2 3	15	3	0	1	0	1
51 Caitlin Bickle	28:36	2-4	0-0	3-3	3 5 8	1 6	7	3	2	0	2	1
10 Jaden Owens	24:01	1-4	0-2	1-2	0 2 2	3 1	3	2	1	0	0	0
22 Kamaria McDaniel	04:20	0-1	0-0	0-0	0 1 1	0 0	0	0	0	0	0	0
25 Kendra Gillispie	03:21	0-1	0-0	0-0	0 1 1	2 0	0	0	0	0	0	0
11 Andrea Katramados	02:37	0-0	0-0	0-0	0 0 0	0 0	0	0	0	0	0	0
Team					1 0 1		0	1				
Totals		29-63	9-25	14-17	12 30 42	16 23	81	16	13	4	6	4

Technical Fouls:NONE

Dead Ball Rebounds: 2

UT Arlington - 54

Record: 0-1

NO. Name		Min	FG	3P	FT	Rebounds	Fouls	TP	AS	TO	ST	Blocks	+/-					
						OR	DR											
4	Starr Jacobs	F 21:50	6-9	0-1	2-3	1	3	4	2	3	14	1	2	0	1	2	-7	
34	Shylia Smith	F 23:01	1-3	0-1	1-4	1	2	3	4	2	3	0	2	0	0	0	-9	
20	Claire Chastain	G 24:17	2-6	1-2	0-0	0	1	1	3	0	5	0	0	0	0	1	1	-21
21	Terryn Milton	G 32:00	2-11	0-1	4-4	3	5	8	3	2	8	5	2	1	0	1	1	-28
24	De'Sha Benjamin	G 23:42	3-11	0-4	2-2	0	2	2	4	2	8	1	4	0	0	2	-24	
41	Katie Ferrell	23:42	0-3	0-2	0-0	1	4	5	3	2	0	1	2	3	1	0	-10	
45	Emma Halverson	23:39	2-5	0-0	2-4	1	1	2	0	2	6	1	0	0	0	1	0	-24
23	Camryn Hawkins	14:36	2-7	0-5	0-0	4	1	5	1	1	4	0	0	1	0	0	0	-10
32	Jordyn Turner	04:16	0-1	0-0	4-4	1	3	4	1	2	4	0	1	0	0	0	0	-2
1	Olympia Chaney	05:36	1-2	0-0	0-0	1	0	1	1	0	2	0	0	0	0	0	0	-1
2	Reniya Jones	03:21	0-1	0-1	0-0	0	0	0	1	0	0	0	0	0	0	0	0	-1
Team						1	1	2			0		1					
Totals			19-60	1-17	15-21	14	23	37	23	16	54	9	14	5	4	6	1	-27

Technical Fouls:NONE

Dead Ball Rebounds: 3

	BU	UTA									
Biggest lead	30 (4 th 4:05)	0 (1 st 10:00)	Points from	BU	UTA	Period by Period Scoring					
Best Scoring Run	11 (3 rd 4:12)	6 (2 nd 6:46)	Turnovers	22	9	1st 2nd 3rd 4th TOT					
Lead Changes	0		Paint	36	30	BU	24	14	20	23	81
Times Tied	5		Second Chance	17	12	UTA	15	17	9	13	54
Time with Lead	36:15	00:00	Fast Breaks	9	2						
			Bench	10	16						



Official Basketball Box Score - Final
Baylor at Maryland
11/21/21 XFINITY Center, College Park
2021-22 Women's Basketball

Game Time: 1:00 PM
Game Duration: 1:49
Attendance: 8,395

Officials: Gina Cross, Mark Zentz, Cameron Inouye

Baylor - 76

Record: 3-1

NO. Name	Min	FG	3P	FT	Rebounds	Fouls	TP	AS	TO	ST	Blocks	+/-
1 Nalysa Smith	F 37:29	14-25	1-3	1-1	5 10 15	3 1	30	1	2	0	0	0
4 Queen Egbo	C 17:32	1-4	0-1	1-2	1 2 3	2 1	3	2	0	0	1	-17
3 Jordan Lewis	G 35:18	12-18	3-7	2-2	1 4 5	3 8	29	2	4	0	0	7
21 Ja'Mee Asberry	G 26:12	0-5	0-4	0-0	0 2 2	0 0	3	2	2	0	0	-7
24 Sarah Andrews	G 37:02	4-14	2-7	0-0	4 2 6	2 0	10	8	5	0	1	-3
10 Jaden Owens	21:28	1-3	0-2	0-0	1 3 4	1 1	2	0	0	1	0	-6
51 Caitlin Bickle	24:59	1-3	0-1	0-0	0 4 4	4 2	2	0	1	0	1	11
Team					3 1 4		0	1				
Totals		33-72	6-25	4-5	15 28 43	15 13	76	16	15	3	2	-3
Technical Fouls:NON												

Technical Fouls:NONE

Dead Ball Rebounds: 0

Maryland - 79

Record: 6-0

Maryland - 79		Record: 6-0													
NO.	Name		Min	FG 3-A	3P 3-A	FT FT	Rebounds Off Tot Def	Fouls PF FO	TP	AS	TO	ST	Blocks BS BA	+/-	
2	Mimi Collins	F	40:00	4-11	2-5	0-0	0 8 8	1 0	10	0	1	1	0	1	3
10	Angel Reese	F	19:11	7-11	0-1	3-3	5 4 9	4 3	17	0	2	2	0	0	4
55	Chloe Bibby	F	40:00	5-12	3-7	3-3	2 3 5	2 3	16	0	3	2	2	0	3
0	Shyanne Sellers	G	39:38	2-7	1-4	2-3	1 4 5	0 3	7	3	1	2	0	1	3
15	Ashley Owusu	G	39:13	9-23	0-1	6-6	1 3 4	2 3	24	6	2	1	0	0	4
1	Diamond Miller		10:30	1-6	0-2	3-3	2 2 4	1 3	5	2	0	1	1	0	4
14	Taisiya Kozlova		11:28	0-0	0-0	0-0	0 1 1	3 0	0	0	0	0	0	0	-6
Team							3 0 3		0	0					
Totals				28-70	6-20	17-18	14 25 39	13 15	79	11	9	9	3	2	3

Technical Fouls:NONE

Dead Ball Rebounds: 1

	BAY	UMD									
Biggest lead	6 (1 st 1:35)	13 (3 rd 7:44)	Points from	BAY	UMD	Period by Period Scoring					
Best Scoring Run	8 (1 st 1:35)	7 (2 nd 2:00)	Turnovers	13	17						
Lead Changes	5		Paint	34	34	BAY	1st	2nd	3rd	4th	TOT
Times Tied	6		Second Chance	7	17	21	14	20	21	76	
Time with Lead	11:56	25:32	Fast Breaks	13	8	UMD	17	25	22	15	79
			Bench	4	5						

2021-22 BOX SCORES



Official Basketball Box Score - Final

Fordham at Baylor

11/25/21 Hard Rock Hotel Cancun, MX
2021-22 Women's Basketball

Game Time: 11:00 AM

Game Duration: 1:40

Attendance: 103

Officials: Nick Marshall, Erika Herriman, Adrienne Gilmore

Fordham - 45

Record: 3-2

NO. Name	Min	FG M-A	3P M-A	FT M-A	Rebounds OR DR TOT	Fouls PF FD	TP	AS	TO	ST	Blocks BS BA	+/-
24 Kaitlyn Downey	F 34:10	2-7	0-5	0-0	1 0 1	3 3	4	3	1	1	0	-28
43 Megan Jonassen	F 25:35	2-5	0-0	2-2	2 2 4	3 2	6	0	2	0	1	-16
2 Anna DeVolle	G 36:25	4-15	2-7	0-0	0 7 7	1 0	10	3	8	2	0	-24
3 Asiah Dingle	G 30:18	2-10	0-1	0-0	1 2 3	5 3	4	1	4	0	0	-25
20 Kendell Heremia	G 24:37	4-8	3-6	3-3	0 6 6	0 1	2	14	0	2	0	-15
30 Maranda Nyborg	09:12	0-2	0-0	0-0	0 0 0	1 0	0	0	1	0	0	1
13 Sarah Karpell	12:35	0-0	0-0	0-0	1 1 2	2 0	0	0	1	1	0	-6
14 Vilisi Tavui	01:44	0-0	0-0	0-0	0 1 1	0 0	0	0	0	0	0	1
10 Millie Prior	06:44	0-1	0-0	0-0	2 0 2	2 0	0	2	0	0	0	-2
1 Matilda Flood	13:52	2-7	0-0	0-0	0 3 3	1 2	4	0	0	0	0	0
5 Catherine Polisano	02:24	1-1	1-1	0-0	0 0 0	1 0	3	0	0	0	0	0
12 Edona Thaqi	02:24	0-0	0-0	0-0	2 0 2	0 1	0	1	0	0	0	0
Team					0 1 1		0	1				
Totals		17-56	6-22	5-5	9 23 32	20 13	45	10	20	4	4	-23

Technical Fouls: NONE

Dead Ball Rebounds: 1, 0

Baylor - 68

Record: 4-1

NO. Name		Min	FG M-A	3P M-A	FT M-A	Rebounds OR DR TOT	Fouls PF FD	TP	AS	TO	ST	Blocks BS BA	+/-	
1 Nalysa Smith	F	32:44	8-16	0-1	3-5	5 10 15	3 5	19	1	6	1	0	1	23
4 Queen Egbo	C	24:06	0-9	0-0	2-2	1 7 8	1 2	2	1	2	1	0	2	12
3 Jordan Lewis	G	32:30	6-9	1-3	2-4	1 2 3	2 7	15	6	1	2	0	0	23
21 Ja'Mee Asberry	G	29:24	4-6	2-4	0-0	0 1 1	1 1	10	1	1	0	0	0	24
24 Sarah Andrews	G	31:36	4-8	2-2	0-0	0 1 1	1 1	10	2	0	3	0	1	23
22 Kamaria McDaniel		13:48	0-1	0-1	1-2	1 2 3	1 1	1	1	1	0	0	0	0
51 Caitlin Bickle		19:49	3-7	1-3	1-1	5 6	1 1	8	0	4	0	0	0	7
10 Jaden Owens		10:39	0-1	0-1	1-2	0 0 0	2 1	1	0	1	0	0	0	0
25 Kendra Gillispie		03:21	0-1	0-0	1-2	0 0 0	1 1	2	0	1	0	0	1	4
11 Andrea Katramados		02:01	0-0	0-0	0-0	0 0 0	0 0	0	0	0	0	0	0	-1
Team						2 1 3		0	0					
Totals			25-58	6-15	12-18	12 29 41	13 20	68	12	17	7	1	4	23

Technical Fouls: NONE

Dead Ball Rebounds: 4, 0

	FOR	BAY
Biggest lead	6 (2 nd 0:51)	26 (4 th 2:01)
Best Scoring Run	7 (2 nd 0:51)	14 (4 th 2:01)
Lead Changes	6	
Times Tied	1	
Time with Lead	07:36	31:10

Points from	FOR	BAY
Turnovers	10	12
Paint	14	24
Second Chance	10	14
Fast Breaks	4	12
Bench	7	12

Period by Period Scoring
1st 2nd 3rd 4th TOT
FOR 11 13 10 11 45
BAY 14 6 24 24 68



Official Basketball Box Score - Final

Baylor at Houston

11/20/21 Ferrell Center, Waco
2021-22 Women's Basketball

Game Time: 1:30 PM

Game Duration: 1:36

Attendance: 129

Officials: Nick Marshall, Amy Komenko, Erika Herriman

Baylor - 74

Record: 5-1

NO. Name	Min	FG M-A	3P M-A	FT M-A	Reb OR DR TOT	Fouls PF FD	TP	AS	TO	ST	Blocks BS BA	+/-
1 Nalysa Smith	F 27:36	6-14	1-1	8-13	6 13 19	1 7 21	1	0	0	2	2	5
4 Queen Egbo	C 24:39	6-12	0-0	4-6	2 6 8	4 4 16	1	2	0	3	3	14
3 Jordan Lewis	G 27:51	2-6	1-3	2-2	0 2 2	1 1 7	4	1	3	0	1	17
21 Ja'Mee Asberry	G 36:35	3-10	2-7	4-4	2 2 4	1 3 12	0	3	3	0	0	21
24 Sarah Andrews	G 28:09	2-7	1-1	2-2	0 3 3	0 1 7	9	1	1	0	0	13
10 Jaden Owens	14:03	0-3	0-2	2-2	0 1 1	2 1 2	0	2	1	0	0	-2
51 Caitlin Bickle	20:19	3-4	1-1	2-2	1 5 6	1 1 9	1	1	0	0	0	23
22 Kamaria McDaniel	11:54	0-1	0-0	0-0	0 1 1	0 1 0	0	0	1	0	0	-3
25 Kendra Gillispie	07:26	0-1	0-0	0-0	0 1 1	0 0 0	0	0	0	0	0	-10
40 Andrea Katramados	01:37	0-0	0-0	0-0	0 0 0	0 0 0	0	0	0	1	0	-4
Team					3 2 5		0	1				
Totals		22-58	6-15	24-31	14 36 50	10 19 74	16	12	8	6	6	16

Technical Fouls: NONE

Dead Ball Rebounds: 5, 2

Houston - 58

Record: 3-4

NO.	Lat	Min	FG M-A	3P M-A	FT M-A	Rebounds OR DR TOT	Fouls PF FD	TP	AS	TO	ST	Blocks BS BA	+/-	
1	Bria Patterson	F 31:08	4-15	1-4	1-1	1 3 4	4 1	10	1	0	0	0	-10	
30	Tatyana Hill	F 12:56	0-3	0-0	0-0	1 3 4	4 0	0	0	1	1	0	3	
5	Dymond Gladney	G 19:20	1-1	0-0	0-0	0 2 2	1 1	2	1	1	0	0	-11	
10	Britney Onyeje	G 28:28	2-11	2-7	0-0	0 1 1	1 1	6	0	1	3	2	-14	
14	Laila Blair	G 33:06	10-21	6-10	2-2	0 3 3	2 3	23	1	4	1	0	-2	
23	Julia Blackshell-Fair	15:17	0-0	0-0	0-0	0 1 1	1 0	0	1	0	0	0	-18	
2	Tiara Young	15:33	3-9	1-2	0-0	1 0 1	2 0	7	0	1	1	0	-20	
45	Fatou Diagne	23:48	2-8	0-0	0-0	5 7 12	2 2	4	0	1	1	4	3	-9
34	Kamryn Jones	08:52	0-3	0-0	0-0	1 0 1	1 1	0	1	1	0	0	1	-6
0	Eryka Sidney	08:16	0-0	0-0	1-2	0 0 0	0 1	1	3	1	0	0	0	7
44	Jazmaine Lewis	03:16	0-2	0-0	0-0	0 1 1	1 0	0	0	0	0	0	0	0
Team						3 2 5		0	0					
Totals			22-73	10-23	4-5	12 23 35	19 10	58	8	12	7	6	6	-16

Technical Fouls: NONE

Dead Ball Rebounds: 2, 1

	Bears	Coogs
Biggest lead	28 (4 th 6:27)	8 (1 st 7:01)
Best Scoring Run	19 (3 rd 5:13)	9 (4 th 4:47)
Lead Changes	1	
Times Tied	4	
Time with Lead	23:24	14:30

Points from	Bears	Coogs
Turnovers	14	16
Paint	26	22
Second Chance	16	10
Fast Breaks	12	9
Bench	11	12

Period by Period Scoring
1st 2nd 3rd 4th TOT
Bears 14 20 17 23 74
Coogs 17 10 5 26 58



Official Basketball Box Score - Final

Baylor at Arizona St.

11/26/21 Hard Rock Hotel Riviera Maya, Cancun
2021-22 Women's Basketball

Game Time: 11:00 AM

Game Duration: 1:45

Attendance: 155

Officials: Nick Marshall, Amy Komenko, Lindsey VanDyken

Baylor - 62

Record: 5-1

NO. Name	Min	FG M/A	3P M/A	FT M/A	Reb OR DR TOT	Fouls PF FD	TP	AS	TO	ST	Blocks		+/-	Shooting By Period	
											BS	BA		1 st FG%	2 nd FG%
1 Nalysa Smith	F 27:07	7-14	0-0	3-4	3 9 12	4 3	17	0	2	1	2	1	16	3PT%	0-0 0.0%
4 Queen Egbo	C 27:57	4-14	0-0	3-4	2 3 5	1 3	11	1	1	1	3	2	7	3PT%	7-9 77.8%
3 Jordan Lewis	G 33:06	3-8	0-2	9-12	2 2 4	2 11	15	5	3	0	0	0	13	2 nd FG%	6-12 50.0%
21 Ja Mee Asberry	G 35:43	3-7	1-4	0-0	1 1 2	1 0	7	1	1	1	0	1	10	3PT%	0-2 0.0%
24 Sarah Andrews	G 27:52	2-9	1-2	0-3	1 2 3	4 3	5	1	1	1	0	2	0	FT%	4-5 80%
22 Kamaria McDaniel	11:31	0-1	0-0	2-2	0 4 4	0 2	2	0	0	0	1	0	7	3PT%	5-13 38.5%
10 Jaden Owens	11:48	0-1	0-0	0-0	0 0 0	1 0	0	0	1	1	0	0	0	3PT%	1-2 50.0%
51 Caitlin Bickle	24:56	2-3	0-1	1-1	3 5 8	2 1	5	3	2	1	0	0	-3	FT%	5-6 83.3%
Team					2 2 4		0	0						4 th FG%	5-15 33.3%
Totals		21-57	2-9	18-26	14 28 42	15 23	62	11	11	6	6	6	10	3PT%	1-5 20.0%

Technical Fouls: NONE

Shooting By Period
1st FG% 5-17 29.4%
3PT% 0-0 0.0%
FT% 7-9 77.8%
2nd FG% 6-12 50.0%
3PT% 0-2 0.0%
FT% 4-5 80%
3rd FG% 5-13 38.5%
3PT% 1-2 50.0%
FT% 5-6 83.3%
4th FG% 5-15 33.3%
3PT% 1-5 20.0%
FT% 2-6 33.3%
GM FG% 21-57 36.8%
3PT% 2-9 22.2%
FT% 18-26 69.2%

Dead Ball Rebounds: 4, 1

Arizona St. - 52

Record: 2-4

NO. Name	Min	FG		3P		FT		Reb		Fouls		TP	AS	TO	ST	Blocks		+/-	Shooting By Period				
		M	A	M	A	M	A	OR	DR	PF	FD					BS	BA		1 st	FG%	4-12	33.3%	
12 Mael Gilles	F 24:26	5-13	0-3	0-1	5	9	14	4	2	10	1	3	2	1	3	2	1	2	2	1 st	FG%	1-5	20.0%
13 Maggie Besselin	F 26:15	2-7	0-1	4-8	4	2	6	2	5	8	2	0	0	0	1	0	0	-10	2 nd	FG%	2	100%	
0 Taya Hanson	G 28:01	1-3	1-2	2-2	2	2	4	3	2	5	2	3	1	0	1	0	1	-1	3 rd	FG%	3-13	23.1%	
2 Jaddan Simmons	G 25:18	2-4	1-2	4-4	1	1	2	3	2	9	1	0	1	0	1	2	0	-2	4 th	FG%	1-7	14.3%	
30 Jade Loville	G 22:58	2-14	0-4	1-1	0	3	3	3	1	5	0	2	1	1	0	2	0	4	1 st	FG%	2-10	20.0%	
20 Katelyn Levings	17:49	1-4	0-3	0-0	2	3	5	1	0	2	1	0	0	0	2	0	0	-11	2 nd	FG%	5-20	25.0%	
3 Gabriela Bosquez	20:06	1-4	0-1	2-2	0	2	2	1	2	4	0	2	0	0	0	0	0	-7	3 rd	FG%	0	0.0%	
11 Sydney Erksstrup	07:31	1-2	1-2	0-0	0	1	1	1	0	3	1	2	0	0	0	0	0	0	FT%	1	3	33.3%	
5 Ayziana Basallo	16:06	3-7	0-1	0-0	0	0	0	0	2	6	0	1	0	0	0	0	0	-14	4 th	FG%	6-14	42.9%	
44 Isadora Sousa	06:20	0-1	0-0	0-0	0	0	0	1	0	0	0	0	1	0	0	0	0	-10	3 rd	FG%	1-4	25.0%	
43 Imogen Greenslade	05:10	0-0	0-0	0-0	0	2	2	1	0	0	0	0	0	0	0	0	0	-1	FT%	8-11	72.7%		
Team					1	1	2	0	0	2									GM FG%	18-59	30.5%		
Totals		18-59	3-19	13-18	15	26	41	23	15	52	8	16	5	6	6	0	-10		3 rd	FG%	3-19	15.8%	

Technical Fouls: NONE

Dead Ball Rebounds: 2, 0

	Baylor	ASU
Biggest lead	22 (3 rd 1:19)	0 (1 st 10:00)
Best Scoring Run	9 (3 rd 5:18)	8 (4 th 4:50)
Lead Changes	0	
Times Tied	2	
Time with Lead	37:46	00:00

Points from	Baylor	ASU
Turnovers	14	5
Paint	36	18
Second Chance	14	11
Fast Breaks	12	13
Bench	7	15

Period by Period Scoring
1st 2nd 3rd 4th TOT

2021-22 BOX SCORES



Official Basketball Box Score - Final
Missouri at Baylor
12/04/21 Ferrell Center, Waco
2021-22 Women's Basketball

Game Time: 7:00 PM
Game Duration: 2:17
Attendance: 4,160

Officials: Brian Hal, Julie Krommerhoek, Brian Garland

Missouri - 68

Record: 8-1

NO.	Name	Min	FG	3P	FT	Rebounds	Fouls	TP	AS	TO	ST	Blocks	+/-
			M-A	M-A	M-A	OR DR TOT	PF FD					BS BA	
43	Hayley Frank	F 34:54	3-8	2-4	0-0	2 0 2	4 1	8	4	1	0	0	-2
1	Lauren Hansen	G 25:06	4-11	2-6	0-1	0 2 2	2 1	10	0	3	1	0	-1
4	Mama Dembele	G 10:19	0-2	0-1	0-0	1 2 3	5 0	0	1	2	0	0	1
13	Haley Troup	G 37:25	6-14	2-5	2-2	0 0 0	3 4	16	6	2	0	0	-6
33	Aijha Blackwell	G 28:08	8-14	1-5	3-8	1 15 16	5 5	20	1	3	1	0	-6
30	Izzy Higginbottom	24:45	2-4	1-2	3-3	2 0 2	4 3	8	1	1	0	0	1
00	LaDazhia Williams	18:15	3-5	0-0	0-0	1 4 5	2 0	6	0	2	0	0	3
2	Sara-Rose Smith	17:37	0-2	0-1	0-0	0 4 4	2 0	0	0	1	0	0	0
32	Jayla Kelly	01:35	0-1	0-0	0-0	0 0 0	1 0	0	0	0	0	0	0
25	Skylah Travis	01:15	0-0	0-0	0-0	0 1 1	0 0	0	0	0	0	0	0
24	Kiya Dorroh	00:41	0-0	0-0	0-0	0 0 0	0 0	0	0	0	0	0	0
Team						2 1 3		0	0				
Totals			26-61	8-24	8-14	9 29 38	27 15	68	13	15	2	0	2 -2

Technical Fouls: NONE

Shooting By Period	
1st FG%	5-13 38.5%
3PT%	2-7 28.6%
FT%	0-1 0%
2nd FG%	7-17 41.2%
3PT%	1-5 20.0%
FT%	0-0 0%
3rd FG%	8-15 53.3%
3PT%	1-4 25.0%
FT%	8-9 88.9%
4th FG%	6-16 37.5%
3PT%	4-8 50.0%
FT%	0-4 0%
GM FG%	26-61 42.6%
3PT%	8-24 33.3%
FT%	8-14 57.1%

Dead Ball Rebounds: 2, 1

Baylor - 70

Record: 8-1

NO.	Name	Min	FG	3P	FT	Rebounds	Fouls	TP	AS	TO	ST	Blocks	+/-
			M-A	M-A	M-A	OR DR TOT	PF FD					BS BA	
1	Nalyssa Smith	F 38:15	9-13	0-0	7-10	4 13 17	2 8	25	3	2	1	0	2
4	Queen Egbo	C 16:57	1-7	0-0	0-0	0 6 6	3 1	2	0	3	0	1	0
3	Jordan Lewis	G 38:15	2-10	0-3	5-8	1 1 2	2 7	9	7	0	1	1	0
21	Ja'Mee Asberry	G 37:01	3-8	2-5	1-2	0 1 1	3 2	9	1	3	2	0	9
24	Sarah Andrews	G 30:11	4-9	1-5	1-4	0 3 3	3 10	1	1	0	0	0	-1
51	Caitlin Bickle	24:48	4-7	0-2	3-4	0 2 2	2 4	11	3	0	1	0	2
22	Kamaria McDaniel	13:54	1-2	1-1	1-4	1 0 1	0 2	4	2	1	0	0	-4
10	Jaden Owens	00:39	0-0	0-0	0-0	0 0 0	0 0	0	0	0	0	0	0
Team						0 3 3		0	0				
Totals			24-56	4-16	16-32	6 29 35	15 27	70	17	10	5	2	0 2

Technical Fouls: NONE

Shooting By Period	
1st FG%	5-16 31.3%
3PT%	0-3 0.0%
FT%	3-6 50.0%
2nd FG%	10-15 66.7%
3PT%	3-4 75.0%
FT%	0-1 0%
3rd FG%	6-12 50.0%
3PT%	0-3 0.0%
FT%	8-12 66.7%
4th FG%	3-13 23.1%
3PT%	1-6 16.7%
FT%	7-13 53.8%
GM FG%	24-56 42.9%
3PT%	4-16 25.0%
FT%	18-32 56.3%

Dead Ball Rebounds: 10, 1

	MSU	BAY
Biggest lead	3 (4 th 7:11)	11 (3 rd 9:19)
Best Scoring Run	8 (4 th 0:34)	12 (4 th 3:00)
Lead Changes	2	
Times Tied	5	
Time with Lead	00:59	34:08

Points from	MSU	BAY
Turnovers	11	10
Paint	30	28
Second Chance	9	10
Fast Breaks	3	13
Bench	14	15

Period by Period Scoring	1st	2nd	3rd	4th	TOT
MSU	12	15	25	16	68
BAY	13	23	20	14	70



Official Basketball Box Score - Final
Alcorn at Baylor
12/09/21 Ferrell Center, Waco
2021-22 Women's Basketball

Game Time: 11:00 AM
Game Duration: 1:46
Attendance: 5,838

Officials: Lisa Jones, Nykesha Thompson, Tiffany Bridges

Alcorn - 40

Record: 0-7

NO.	Name	Min	FG	3P	FT	Rebounds	Fouls	TP	AS	TO	ST	Blocks	+/-
			M-A	M-A	M-A	OR DR TOT	PF FD					BS BA	
42	Bria Broughton	C 17:15	0-2	0-0	0-0	0 0 0	0 0	0	0	0	0	0	-24
2	Zi Nyia White	G 18:41	3-7	0-0	2-2	0 4 4	3 1	8	1	2	0	0	-18
10	LeRae Rescoe	G 19:01	1-5	1-4	0-0	0 1 1	0 0	3	1	1	0	0	-40
14	Cayla Obillo	G 24:26	2-9	1-3	0-0	0 1 1	1 3	5	3	1	0	2	-45
15	Diamond Hall	G 14:35	2-6	2-4	0-0	0 2 2	5 0	6	0	3	0	0	-16
3	Nia McCalphie	19:45	0-4	0-3	0-0	0 2 2	2 0	0	2	1	0	0	-18
21	Akyriale Ford	22:45	3-3	0-0	0-0	2 3 5	1 0	6	0	0	0	0	-30
25	Tyginia Wright	20:44	2-3	0-1	0-0	1 3 4	2 0	4	3	2	0	0	-27
4	Kailyn Watkins	16:47	1-6	1-1	0-0	0 1 1	1 0	3	1	2	0	0	-17
30	Maya Claytor	14:54	1-4	1-2	0-0	0 1 1	1 1	3	0	0	0	0	-20
0	TNaye Griffin	11:07	1-5	0-2	0-0	2 2 4	1 1	2	0	1	0	0	-15
Team						1 0 1		0	0	3			
Totals			16-54	6-20	2-2	6 20 26	17 6	40	11	18	1	0	5 -54

Technical Fouls: Team 1st 10:00

Dead Ball Rebounds: 0, 1

Baylor - 94

Record: 9-1

NO.	Name	Min	FG	3P	FT	Rebounds	Fouls	TP	AS	TO	ST	Blocks	+/-
			M-A	M-A	M-A	OR DR TOT	PF FD					BS BA	
1	Nalyssa Smith	F 20:01	10-13	1-2	4-6	2 8 10	0 4	25	3	0	1	1	0 44
4	Queen Egbo	C 14:00	4-6	0-0	1-1	5 2 7	1 3	9	3	1	2	3	0 28
3	Jordan Lewis	G 19:01	3-6	2-5	0-0	0 2 2	1 2	8	3	1	0	0	0 40
21	Ja'Mee Asberry	G 34:05	7-11	6-8	0-0	0 5 2	1 0	20	2	0	2	1	0 46
24	Sarah Andrews	G 27:18	6-11	2-3	0-0	0 2 2	0 1	14	5	2	3	0	0 35
51	Caitlin Bickle	30:13	2-6	0-2	9-10	1 5 6	1 4	13	6	2	2	0	0 36
22	Kamaria McDaniel	23:45	0-3	0-1	0-0	1 1 2	2 1	0	3	1	0	0	0 23
25	Kendra Gillispie	21:37	1-4	0-1	3-4	1 4 5	0 2	5	1	0	1	0	0 16
11	Andrea Katramados	10:00	0-3	0-2	0-0	0 0 0	0 0	0	0	0	0	0	0 2
Team						1 2 3		0	0	0			
Totals			33-63	11-24	17-21	11 31 42	16 17	94	26	7	11	5	0 54

Technical Fouls: NONE

Dead Ball Rebounds: 2, 1

	ASU	BAY
Biggest lead	0 (1 st 10:00)	55 (4 th 4:25)
Best Scoring Run	5 (3 rd 3:35)	19 (3 rd 7:18)
Lead Changes	0	1
Times Tied	1	
Time with Lead	00:00	39:48

Points from	ASU	BAY
Turnovers	7	25
Paint	12	34
Second Chance	6	16
Fast Breaks	0	28
Bench	18	18

Period by Period Scoring	1st	2nd	3rd	4th	TOT
ASU	12	6	11	11	40
BAY	25	26	30	13	94

Game Notes: Alcorn State assessed an administrative technical prior to start of the game •



Official Basketball Box Score - Final
North Texas at Baylor
12/29/21 Ferrell Center, Waco, Texas
2021-22 Women's Basketball

Game Time: 7:00 PM
Game Duration: 2:07
Attendance: 4,158

Officials: Beverly Roberts, Brian Garland, Sal Esho

North Texas - 65

Record: 6-4

NO.	Name	Min	FG	3P	FT	Rebounds	Fouls	TP	AS	TO	ST	Blocks	+/-
			M-A	M-A	M-A	OR DR TOT	PF FD					BS BA	
24	Tommishia Lampkin	F 28:22	2-6	0-0	1-2	4 4 8	2 3	5	0	0	0	1	-14
41	Madi Townley	F 36:38	3-9	0-0	1-2	1 5 6	2 1	7	1	1	1	0	-22
0	Quincy Noble	G 33:10	6-18	1-4	5-7	0 3 3	2 4	18	2	1	0	0	-11
4	Jazion Jackson	G 36:36	5-12	3-6	1-2	0 4 4	1 4	14	1	1	1	0	-22
22	Aly Gamez	G 34:33	4-12	1-6	3-4	0 2 2	4 6	12	1	8	2	0	-12
20	Amber Dixon	15:12	1-2	0-1	2-2	0 1 1	4 1	4	0	1	1	0	-6
33	Emma Villas-Gomis	09:15	1-1	0-0	0-0	0 0 0	0 2	0	1	0	0	0	-6
1	Kendall McGruder	03:38	1-1	1-1	0-2	0 0 0	0 1	3	1	0	0	0	-7
11	Chloe Callahan	02:41	0-0	0-0	0-0	0 0 0	0 0	0	0	0	1	0	-5
Team						1 3 4		0	0	0			
Totals			23-61	6-18	13-21	6 22 28	15 20	65	6	13	6	1	2 -21

Technical Fouls: NONE

Dead Ball Rebounds: 7, 2

Baylor - 86

Record: 10-2

NO.	Name	Min	FG	3P	FT	Rebounds	Fouls	TP	AS	TO	ST	Blocks	+/-
			M-A	M-A	M-A	OR DR TOT	PF FD					BS BA	
1	Nalyssa Smith	F 26:38	14-21	0-2	0-0	4 7 11	2 1	28	3	0	1	0	0 28
4	Queen Egbo	C 24:17	4-8	0-0	4-6	3 8 11	2 5	12	0	2	3	0	0 12
3	Jordan Lewis	G 32:42	5-9	2-5	1-2	0 1 1	4 5	13	7	1	1	0	0 26
21	Ja'Mee Asberry	G 35:01	1-6	1-5	0-0	0 7 7	2 0	3	5	0	2	0	0 11
24	Sarah Andrews	G 29:24	4-15	3-8	0-0	0 0 0	5 2	11	4	3	0	1	1 27
10	Jaden Owens	19:09	0-1	0-1	0-0	2 3 5	2 0	0	2	1	1	0	0 1
51	Caitlin Bickle	24:33	5-9	3-4	0-0	1 5 6	4 2	13	1	5	0	1	0 3
25	Kendra Gillispie	06:05	2-2	0-0	2-2	2 1 3	0 0	6	0	0	0	0	-3
11	Andrea Katramados	02:11	0-0	0-0	0-0	0 0 0	0 0	0	0	1	0	0	0 0
Team						1 1 2		0	0	0			
Totals			35-71	9-25	7-10	13 33 46	21 15	86	22	13	8	2	1 21

Technical Fouls: Smith 1st 9:18

Dead Ball Rebounds: 2, 0

2021-22 BOX SCORES



Official Basketball Box Score - Final
Baylor at Kansas St.
01/02/22 Bramlage Coliseum, Manhattan
2021-22 Women's Basketball

Game Time: 1:00 PM
Game Duration: 2:02
Attendance: 2,393

Officials: Jesse Dickerson, Julie Krommenhoek, Scott Yarbrough

Baylor - 59

Record: 10-3 (0-1)

Team - 55													
HCU (10-3)													
NO. Name	Min	FG M-A	3P M-A	FT M-A	Rebounds OR DR TOT	Fouls PF FD	TP	AS	TO	ST	Blocks BS BA	+/-	
1 Nalyssa Smith	F 40:00	4-12	0-0	4-6	4 3 7	4 4	12	3	1	2	2	3	-9
4 Queen Egbo	C 17:29	2-4	0-0	0-0	2 2 4	5 2	4	0	3	0	0	0	12
3 Jordan Lewis	G 36:21	4-10	1-6	5-8	1 4 5	4 5	14	4	4	5	0	0	-8
21 Ja'Mee Asberry	G 36:28	5-10	4-7	0-0	1 2 3	2 2	14	0	1	0	0	0	1
24 Sarah Andrews	G 24:30	2-8	1-3	0-0	0 0 0	1 1	5	2	3	0	0	0	-10
51 Caitlin Bickle	24:03	3-7	0-3	1-1	1 1 2	4 4	7	1	5	3	1	1	-15
22 Kamaria McDaniel	21:09	1-3	0-1	1-2	0 2 2	2 1	3	1	4	0	0	0	-16
Team					1 3 4		0	1					
Totals		21-54	6-20	11-17	10 17 27	22 19	59	11	22	10	3	4	-9

Technical Fouls: Bickle 3rd 6th 20

Kansas St. - 68

Record: 11-2 (1-0)

NO. Name	Min	FG M-A	3P M-A	FT M-A	Rebounds OR DR TOT	Fouls PF FD	TP	AS	TO	ST	Blocks BS BA	+/-	
50 Ayoka Lee	C 26:49	11-16	0-0	10-13	2 8 10	2 10	32	2	4	3	2	0	10
3 Jaelyn Glenn	G 32:56	2-4	1-3	2-4	0 3 3	2 2	7	1	2	1	0	0	5
4 Serena Sundell	G 34:11	3-8	1-4	3-4	1 0 1	4 5	10	6	6	0	0	1	18
5 Brylee Glenn	G 30:24	1-3	0-1	2-2	0 4 4	3 2	4	3	3	1	0	0	11
24 Emilee Ebert	G 23:13	1-2	1-1	0-0	1 2 3	4 0	3	2	4	0	0	0	5
23 Jada Moore	07:58	1-2	0-0	0-0	0 1 1	1 0	2	0	1	0	0	1	-2
41 Taylor Lauterbach	13:08	1-3	0-1	1-1	0 2 2	1 2	3	0	0	0	1	0	-1
13 Laura Macke	16:50	1-3	0-2	0-0	0 1 1	2 0	2	1	0	1	1	0	4
14 Rebekah Dallinger	09:19	1-1	0-0	0-0	0 0 0	0 0	3	1	0	1	0	0	1
2 Cymone Goodrich	05:12	1-3	0-0	0-0	1 1 2	0 0	2	0	2	0	0	1	-6
Team					1 2 3		0	1					
Totals		23-45	4-13	18-24	6 24 30	19 21	68	16	23	7	4	3	9

Technical Fouls: NONE

	Baylor	KState
Biggest lead	2 (1 st 9:28)	15 (2 nd 5:29)
Best Scoring Run	7 (3 rd 3:50)	10 (1 st 3:16)
Lead Changes	1	
Times Tied	0	
Time with Lead	00:35	38:53

Points from Turnovers	Baylor	KState
Turnovers	16	18
Paint	24	32
Second Chance	11	7
Fast Breaks	6	0
Bench	10	12

Period by Period Scoring	1st	2nd	3rd	4th	TOT
Baylor	7	14	17	21	59
KState	18	11	20	19	68

Shooting By Period	1st	2nd	3rd	4th	TOT
1 st FG%	6-12	50.0%			
3PT%	3-4	75.0%			
FT%	3-4	75%			
2 nd FG%	5-10	50.0%			
3PT%	0-2	0.0%			
FT%	1-1	100%			
3 rd FG%	7-13	53.8%			
3PT%	0-3	0.0%			
FT%	6-9	66.7%			
4 th FG%	5-10	50.0%			
3PT%	1-4	25.0%			
FT%	8-10	80%			
GM FG%	23-45	51.1%			
3PT%	4-13	30.8%			
FT%	18-24	75.0%			

Dead Ball Rebounds: 4, 1



Official Basketball Box Score - Final
Baylor at Oklahoma
01/12/22 Lloyd Noble Center, Norman
2021-22 Women's Basketball

Game Time: 6:00 PM
Game Duration: 1:58
Attendance: 2,002

Officials: Maj Forsberg, Eric Brewton, Brenda Partridge

Baylor - 77

Record: 10-4 (0-2)

NO.	Name	Min	FG M-A	3P M-A	FT M-A	Rebounds OR DR TOT	Fouls PF FD	TP	AS	TO	ST	Blocks BS BA	+/-	
1	Nalyssa Smith	F 37:49	12-20	0-1	6-8	3 5 8	3 5	30	2	3	3	0	1	-5
4	Queen Egbo	C 22:46	6-12	0-0	4-5	4 6 10	2 5	16	0	2	1	2	0	5
3	Jordan Lewis	G 37:29	2-5	2-5	1-2	1 10 11	4 4	6	7	5	5	0	0	-2
21	Ja'Mee Asberry	G 37:46	2-4	2-2	2-2	0 0 0	0 1	1	8	0	1	0	0	-3
24	Sarah Andrews	G 34:37	0-4	0-2	5-6	0 2 2	4 2	5	2	4	2	0	0	-5
51	Caitlin Bickle	19:25	5-10	0-1	1-2	1 2 3	2 2	11	2	1	1	0	1	-12
10	Jaden Owens	07:54	0-0	0-0	0-0	0 1 1	0 0	0	1	2	0	0	0	-5
22	Kamaria McDaniel	02:14	0-0	0-0	0-0	0 0 0	0 0	0	0	0	0	0	0	-3
Team						3 1 4		0	0					
Totals			27-56	4-11	19-25	12 27 39	16 21	77	12	18	7	2	3	-6

Technical Fouls: NONE

Shooting By Period	1st	2nd	3rd	4th	TOT
1 st FG%	9-14	64.3%			
3PT%	0-1	0.0%			
FT%	3-4	75%			
2 nd FG%	8-12	66.7%			
3PT%	1-2	50.0%			
3 rd FG%	7-17	41.2%			
3PT%	3-3	100.0%			
FT%	7-8	87.5%			
4 th FG%	3-13	23.1%			
3PT%	0-5	0.0%			
FT%	6-9	66.7%			
GM FG%	27-56	48.2%			
3PT%	4-11	36.4%			
FT%	19-25	76.0%			

Dead Ball Rebounds: 4, 0

Oklahoma - 83

Record: 14-2 (3-1)

NO. Name		Min	FG M-A	3P M-A	FT M-A	Rebounds OR DR TOT	Fouls PF FD	TP	AS	TO	ST	Blocks BS BA	+/-	
34	Liz Scott	F 11:49	1-6	0-0	0-0	2 1 3	4 0	2	0	0	0	0	1	-10
4	Kennady Tucker	G 32:34	3-6	2-3	1-2	3 1 4	4 2	9	3	0	1	0	0	4
10	Keldie Washington	G 15:47	2-6	2-4	0-2	1 0 1	4 2	6	3	3	2	0	0	-8
25	Madi Williams	G 36:15	7-21	1-6	3-5	0 3 3	3 3	18	7	5	0	0	1	5
30	Taylor Robertson	G 40:00	5-5	5-5	0-0	5 5 0	0 1	15	2	1	1	0	0	6
1	Nevaeh Tot	31:39	2-4	1-2	6-6	1 3 4	2 6	11	4	3	2	0	0	16
24	Skylar Vann	29:54	8-13	3-7	3-3	2 5 7	4 2	22	3	2	4	3	0	19
14	Bre'Yon White	02:02	0-0	0-0	0-0	0 0 0	0 0	0	0	0	0	0	0	-2
Team						0 1 1		0	0	0	0			
Totals			28-61	14-27	13-18	9 19 28	21 16	83	22	14	10	3	2	6

Technical Fouls: NONE

Shooting By Period	1st	2nd	3rd	4th	TOT
1 st FG%	6-16	37.5%			
3PT%	4-8	50.0%			
FT%	0-0	0%			
2 nd FG%	6-17	35.3%			
3PT%	2-7	28.6%			
3 rd FG%	5-8	62.5%			
3PT%	1-2	50%			
4 th FG%	7-14	50.0%			
3PT%	3-4	75.0%			
FT%	6-9	66.7%			
GM FG%	28-61	45.9%			
3PT%	14-27	51.9%			
FT%	13-18	72.2%			

Dead Ball Rebounds: 2, 0

Biggest lead	BU	OU
Biggest lead	10 (1 st 7:07)	6 (4 th 0:20)
Best Scoring Run	10 (1 st 7:07)	9 (4 th 2:15)
Lead Changes	1	
Times Tied	4	
Time with Lead	34:40	02:56
Points from Turnovers	BU	OU
Turnovers	9	25
Paint	40	26
Second Chance	17	4
Fast Breaks	6	15
Bench	11	33



Official Basketball Box Score - Final
Oklahoma St. at Baylor
01/19/22 Ferrell Center, Waco
2021-22 Women's Basketball

Game Time: 7:00 PM
Game Duration: 1:54
Attendance: 4,078

Officials: Gina Cross, Michael McConnell, Karlena Tobin

Oklahoma St. - 49

Record: 6-9 (1-5)

NO. Name		Min	FG M-A	3P M-A	FT M-A	Rebounds OR DR TOT	Fouls PF FD	TP	AS	TO	ST	Blocks BS BA	+/-	
14 Taylen Collins	F	36:08	7-10	0-0	2-3	3 3 6	3 3	16	2	3	2	0	2	-16
20 Macie James	F	20:19	0-6	0-3	0-0	1 3 4	5 0	0	0	3	1	0	0	-13
25 Abbie Winchester	F	10:15	1-1	0-0	0-0	0 1 1	3 0	2	0	0	0	0	0	-9
2 Neferatall Notooa	G	33:37	3-10	2-7	0-0	0 1 1	4 0	8	1	3	1	0	0	-18
3 Micah Dennis	G	16:01	0-5	0-1	2-2	1 2 3	1 2	2	1	1	0	0	2	-7
1 Kessidy Die Lapp		24:13	1-3	0-0	0-0	2 3 5	4 2	2	2	1	1	1	0	-4
15 Lexy Keys		33:39	5-11	2-6	4-6	0 1 1	1 3	16	0	3	0	0	0	-18
11 N'Yah Boyd		12:59	1-3	0-0	1-2	0 3 3	1 3	0	0	1	1	0	0	-4
22 Ruthie Udumoh		10:11	0-0	0-0	0-0	0 3 3	0 0	0	0	1	0	0	0	-4
35 Brittany Reeves		02:38	0-1	0-0	0-0	0 0 0	1 0	0	1	0	0	0	0	-3
Team						1 3 4		0	1					
Totals			18-50	4-17	9-13	8 23 31	23 11	49	7	17	6	1	4	-18

Technical Fouls: NONE

Shooting By Period	1st	2nd	3rd	4th	TOT
1 st FG%	6-12	50.0%			
3PT%	0-0	0.0%			
2 nd FG%	4-10	40.0%			
3PT%	1-3	33.3%			
FT%	5-8	62.5%			
3 rd FG%	3-14	21.4%			
3PT%	0-5	0.0%			
FT%	3-4	75%			
4 th FG%	5-14	35.7%			
3PT%	3-7	42.9%			
FT%	1-1	100%			
GM FG%	18-50	36.0%			
3PT%	4-17	23.5%			
FT%	9-13	69.2%			

Dead Ball Rebounds: 1, 0

Baylor - 67

Record: 12-4 (2-2)

NO. Name		Min	FG M-A	3P M-A	FT M-A	Rebounds OR DR TOT	Fouls PF FD	TP	AS	TO	ST	Blocks BS BA	+/-	
1 Nalyssa Smith	F	35:14	6-15	0-1	4-6	4 9 13	4 7	16	1	4	1	0	22	
4 Queen Egbo	C	28:44	5-9	0-0	9-9	2 6 8	1 7	19	2	1	1	2	0	
3 Jordan Lewis	G	32:38	5-9	1-1	2-3	1 3 4	4 3	13	7	2	1	0	18	
21 Ja'Mee Asberry	G	36:20	3-6	1-3	2-2	0 1 1	0 1	9	3	0	4	1	0	
24 Sarah Andrews	G	28:21	1-6	0-2	0-0	0 1 0	0 1	2	1	3	0	1	0	
10 Jaden Owens	F	16:40	0-2	0-0	0-0	0 0 0	0 0	1	1	1	1	0	12	
51 Caitlin Bickle	F	20:03	3-6	0-2	2-5	2 2 4	1 5	8	1	1	1	0	0	
Total						2 3 5		0		0				
		23:52	2-11	19:25	11	25	36	11	23	67	16	12	4	18

2021-22 BOX SCORES



Official Basketball Box Score - Final
Iowa St. at Baylor
01/23/22 Ferrell Center, Waco
2021-22 Women's Basketball

Game Time: 2:00 PM
Game Duration: 1:56
Attendance: 4,541

Iowa St. - 61

Record: 16-3 (5-2)

NO.	Name		Min	FG M-A	3P M-A	FT M-A	Rebounds OR DR TOT	Fouls PF FD	TP	AS	TO	ST	Blocks BS BA	+/-	
31	Morgan Kane	F	17:20	2-3	0-0	2-4	1 2 3	2 4	6	1	4	0	0	1	-16
11	Emily Ryan	G	32:30	2-9	1-6	4-4	0 2 2	3 4	9	1	4	2	0	1	-32
13	Maggie Espenmiller-McGraw	G	23:32	3-6	3-5	2-2	0 5 5	2 0	11	2	1	0	0	1	-7
21	Lexi Donarski	G	40:00	1-10	0-5	2-2	0 3 3	0 2 4	3	3	1	1	0	0	-26
24	Ashley Joens	G	33:42	4-14	3-8	8-8	1 6 7	3 4	19	3	3	0	0	4	-27
25	Beatriz Jordao	G	20:36	5-8	0-0	0-0	2 0 2	5 1 10	0	2	2	1	0	0	-17
1	Nyamer Diew		12:37	1-2	0-1	0-0	1 1 2	0 1 2	0	1	0	1	0	1	-8
20	Aubrey Joens		08:42	0-2	0-2	0-0	0 1 1	0 1 0	0	0	1	1	0	0	-4
15	Izzi Zingaro		01:22	0-0	0-0	0-0	1 0 1	1 1 0	0	0	0	0	0	0	2
32	Maggie Vick		06:18	0-0	0-0	0-0	0 1 1	2 0 0	0	1	0	0	0	0	1
23	Maddie Frederick		03:21	0-1	0-0	0-0	0 0 0	0 0 0	0	0	0	0	0	0	4
Team							3 1 4				0				0
Totals				18-55	7-27	18-20	9 22 31	18 18 61	11	17	6	2	7	-26	

Technical Fouls:NONE

Dead Ball Rebounds: 1, 2

Baylor - 87

Record: 13-4 (3-2)

NO.	Name	Min	FG	3P	FT	Rebounds	Fouls	TP	AS	TO	ST	Blocks	BS	+/-
			M-A	M-A	M-A	OR DR TOT	PF FD							
1	Nalyssa Smith	F 31:22	7-15	0-1	3-3	1 5 6	3 3	17	1	1	0	3	0	33
4	Queen Egbo	C 29:25	4-13	0-0	6-7	9 12 21	3 6	14	3	3	3	3	0	19
3	Jordan Lewis	G 28:33	9-11	6-7	0-4	0 1 1	2 3	24	6	1	1	0	1	32
21	Ja'Mee Asberry	G 29:46	1-2	1-2	0-0	0 3 3	4 1	3	3	1	0	0	0	6
24	Sarah Andrews	G 33:50	7-13	4-5	0-0	0 2 2	2 1	18	5	2	0	0	0	22
10	Jaden Owens	25:33	2-4	1-2	0-0	0 3 3	3 1	5	4	2	2	0	1	26
11	Caillin Bickle	19:13	2-7	0-2	2-2	3 1 4	1 3	6	4	1	1	1	0	0
51	Andrea Katramados	02:18	0-2	0-2	0-0	0 0 0	0 0	0	0	0	0	0	0	-8
Team						1 2 3				0				0
Totals			32-67	12-21	11-16	14 29 43	18 18	87	26	11	7	7	2	26

Technical Fouls:NONE

Dead Ball Rebounds: 2, 0

	ISU	BAY
Biggest lead	2 (1 st 5:52)	34 (4 th 2:58)
Best Scoring Run	6 (1 st 0:01)	19 (3 rd 2:15)
Lead Changes	4	
Times Tied	2	
Time with Lead	01:15	35:57

Points from Turnovers	ISU	BAY
Paint	16	28
Second Chance	6	10
Fast Breaks	5	11
Bench	12	11

Period by Period Scoring	1st	2nd	3rd	4th	TOT
ISU	13	15	15	18	61
BAY	12	27	27	21	87

Game Notes: Q3 - 39.5 Iowa State 13 replaces 1 for medical, 13 shoots FT •



Official Basketball Box Score - Final
Baylor at Texas Tech
01/26/22 United Supermarkets Arena, Lubbock
2021-22 Women's Basketball

Game Time: 7:00 PM
Game Duration: 1:59
Attendance: 4,504

Baylor - 88

Record: 14-4 (4-2)

No.	Name	Min	FG		3P		FT		Rebounds		Fouls		TP	AS	TO	ST	Blocks		+/-	Shooting By Period							
			M-A	%	M-A	%	M-A	%	OR	DR	TOT	PF					FD	BS		BA	1st	FG%	2nd	FG%	3rd	FG%	4th
1	Nalyssa Smith	F 38:48	10-21	0-1	3-4	4	5	9	1	2	23	0	0	0	0	0	0	10	1st	FG%	11-15	73.3%					
4	Queen Egbo	C 19:00	3-7	0-0	3-4	2	1	3	4	4	9	0	2	0	1	0	4	3PT%	4	75.0%							
3	Jordan Lewis	G 29:28	5-9	1-4	5-6	1	1	2	4	5	16	2	3	1	0	0	2	FT%	4	100%							
21	Ja'Mee Asberry	G 32:26	3-4	3-4	0-0	0	2	2	1	0	9	3	2	1	0	0	10	2nd	FG%	9-15	60.0%						
24	Sarah Andrews	G 34:27	7-10	2-3	3-4	0	3	3	2	4	19	2	1	1	0	1	8	3PT%	1-2	50.0%							
10	Jaden Owens	14:49	0-0	0-0	0-0	0	2	2	1	0	0	1	1	0	0	0	5	FT%	3	100%							
51	Caillin Bickle	31:02	4-6	0-0	4-4	4	3	7	2	5	12	1	1	1	0	0	9	3rd	FG%	8-16	50.0%						
Team							1		0		1								3PT%	1-4	25.0%						
Totals			32-57		6-12		18-22		12 17 29		15 20		88		9 11 4		1 1 8		3rd	FG%	3	100%					
																					4th				FG%	4-11	36.4%
																					3PT%				1-2	50.0%	
																					FT%				8-12	66.7%	
																					GM FG%				32-57	56.1%	
																					3PT%				6-12	50.0%	
																					FT%				18-22	81.8%	

Technical Fouls:NONE

Dead Ball Rebounds: 4, 0

Texas Tech - 80

Record: 9-10 (2-6)

No.	Name	Min	FG		3P		FT		Reb		Fouls		TP	AS	TO	ST	Blocks		Shooting By Period	
			M-A	P-A	M-A	P-A	M-A	P-A	OR	DR	TOT	PF					FD	BS	BA	+/-
10	Bryn Gerlich	F 38:30	7-11	2-4	6-7	0-0	0-0	0-0	2	5	22	7	4	1	0	0	0	-3	3PT%	2-4 50.00%
24	Taylah Thomas	F 25:58	4-7	1-2	4-5	0-0	4-4	4-4	4	4	13	2	2	1	0	0	0	-7	FT%	2-2 100%
23	Khadija Faye	C 26:10	2-6	0-0	0-0	4-4	8-8	4-4	1	1	4	1	1	1	0	0	0	-7	3PT%	8-14 57.1%
4	Lexy Hightower	G 30:06	3-4	3-4	0-0	0-0	1-1	1-1	1	1	9	0	1	1	0	0	0	4	3PT%	3-4 75.0%
12	Vivian Gray	G 39:32	8-16	2-2	3-4	2-2	4-3	3-2	5	3	21	5	2	3	1	0	0	-6	FT%	5-6 83.3%
1	Elia Tofaono	10:10	0-2	0-0	0-2	2-1	3-4	1-0	1	0	1	0	0	0	0	1	7	3PT%	10-14 71.4%	
5	Rhylye McKinney	14:46	3-4	2-2	0-0	0-1	1-1	0-0	8	0	8	0	2	0	0	0	-12	3PT%	4-5 80.0%	
33	Charisse Embry	11:40	1-3	1-1	0-0	0-0	0-0	0-0	0	3	0	0	0	0	0	0	-9	FT%	4-7 57.1%	
32	Tatum Veltnerheimer	03:08	0-0	0-0	0-0	0-0	0-0	1-0	0	1	0	0	0	0	0	0	-7	3PT%	2-2 100.0%	
Team						1 0 1						0		1				FT%	2-3 66.7%	
Totals			28-53	11-15	13-18	9 13 22	20 15	80	17	13	6	1	1	1	-8					

Technical Fouls:NONE

Dead Ball Rebounds: 4, 0

	BAY	TTU
Biggest lead	16 (2 nd 1:20)	0 (1 st 10:00)
Best Scoring Run	7 (1 st 8:00)	15 (3 rd 7:18)
Lead Changes	0	
Times Tied	1	
Time with Lead	38:46	00:00

Points from Turnovers	BAY	TTU
Paint	40	22
Second Chance	20	10
Fast Breaks	3	8
Bench	12	11

Period by Period Scoring	1st	2nd	3rd	4th	TOT
BAY	29	22	20	17	88
TTU	14	24	28	14	80



Official Basketball Box Score - Final
Oklahoma at Baylor
02/02/22 Ferrell Center, Waco
2021-22 Women's Basketball

Game Time: 7:00 PM
Game Duration: 2:04
Attendance: 4,274

Oklahoma - 78

Record: 19-3 (8-2)

No.	Name	Min	FG M-A	3P M-A	FT M-A	Reb OR DR TOT	Fouls PF FD	TP	AS	TO	ST	Blocks		+/-	Shooting By Period	
												BS	BA		1st FG%	2nd FG%
34	Liz Scott	F 17:27	7-10	0-0	2-2	3 2 5	4 2	16	0	1	0	0	0	3	1st FG%	7-16 43.8%
1	Neveah Tot	G 32:21	1-2	0-1	0-0	0 3 3	2 0	2	2	3	1	0	0	3	3PT%	1-6 16.7%
4	Kennady Tucker	G 29:48	2-10	0-3	1-1	2 3 5	3 2	5	1	7	3	0	1	-13	2nd FG%	1-2 50%
25	Madi Williams	G 30:33	9-17	0-3	2-2	2 6 8	3 4	20	5	2	2	0	1	4	3rd FG%	8-17 47.1%
30	Taylor Robertson	G 37:53	3-11	2-6	6-6	1 6 7	2 2	14	4	1	2	0	0	2	3PT%	1-6 16.7%
10	Kobbie Washington	17:17	1-2	0-0	6-8	0 4 4	3 6	8	0	2	1	0	0	11	5th 100%	5-5 100%
24	Skyler Vann	18:33	3-6	1-2	1-2	2 5 7	4 4	8	2	2	2	0	1	-1	3rd FG%	9-17 52.9%
21	Nydia Lampkin	09:05	1-4	0-0	0-0	0 0 0	3 0	2	1	2	0	0	1	-7	3PT%	2-6 33.3%
23	Kaley Perkins	02:41	0-0	0-0	0-0	0 0 0	0 0	0	0	0	0	0	0	0	7th 87.5%	7-8 87.5%
12	Gabby Gregory	04:22	1-2	1-2	0-0	0 0 0	1 0	3	0	0	0	0	0	3	4th FG%	4-14 28.6%
Team						5 2 7				0				0	3PT%	0-2 0.0%
															5-6	83.3%
Totals			28-64	4-20	18-21	15 31 46	25 20	78	15	20	11	0	4	1	GM FG%	28-64 43.8%

Technical Fouls:NONE

Dead Ball Rebounds: 3, 2

Baylor - 77

Record: 15-5 (5-3)

No.	Name	Min	FG		3P		FT		OR		Rebounds		Fouls		TP	AS	TO	ST	Blocks		+-	Shooting By Period																				
			M	A	M	A	M	A	O	D	R	B	P	F					P	F		BS	BA	1st	2nd	3rd																
1	Nalyssa Smith	F 37:47	6-15	0-1	7-9	8	4	12	2	6	19	2	5	0	3	0	2	1	FG%	9-14	64.3%																					
4	Queen Egbo	C 15:53	0-5	0-0	2-4	3	1	4	4	2	0	2	1	1	0	0	-7	3PT%	4-5	80.0%																						
3	Jordan Lewis	G 25:15	1-4	0-1	3-3	1	4	5	4	3	5	3	2	0	0	0	3	FT%	3-4	75%																						
21	Ja'Mee Asberry	G 39:31	4-12	4-11	3-4	1	2	3	3	2	15	4	2	2	0	0	3	2nd FG%	3-16	18.8%																						
24	Sarah Andrews	G 35:49	9-20	3-10	2-3	0	2	2	1	5	23	6	4	2	0	0	0	3PT%	0-7	0.0%																						
51	Caillin Bickle	26:49	4-6	0-1	3-5	0	4	4	6	11	1	0	1	0	0	0	3	FT%	7-11	63.6%																						
10	Jaden Owens	18:56	1-6	0-3	0-0	0	2	2	2	1	2	1	0	2	0	0	-5	3rd FG%	9-20	45.0%																						
Team						1 2 3						0						3PT%	3-8	37.5%																						
Totals			25-68			7-27			20-28			14 21 35			20 25			77			17 15 8			4 0 -1			4th FG%	4-18	22.2%													
																						Technical Fouls: NONE			3PT%			0-7			0.0%			FT%			5-7			71.4%		

Technical Fouls:NONE

Dead Ball Rebounds: 4, 0

	OKL	BAY
Biggest lead	4 (1 st 8:14)	12 (2 nd 9:48)
Best Scoring Run	6 (4 th 1:12)	7 (3 rd 9:08)
Lead Changes	12	
Times Tied	10	
Time with Lead	04:25	31:18

Points from Turnovers	OKL	BAY
Paint	38	32
Second Chance	16	9
Fast Breaks	19	17
Bench	21	13

Period by Period Scoring	1st	2nd	3rd	4th	TOT
OKL	16	22	27	13	78
BAY	25	13	26	13	77



早



2021-22

23-5

BIG 12

13-3

AP

5th

COACHES

7th

NET

10th

#5/7 BAYLOR at 9/6 IOWA STATE | GAME 29
Feb. 28, 2022 (Ames, Iowa/Hilton Coliseum)

1



NaLyssa Smith (NUH-lis-suh)

F • 6-4 • Sr. • Converse, Texas

PTS	REB	AST	FG%	3FG%	FT%	MIN
SEA 21.6	11.4	1.2	.552	.259	.774	32.8
CAR 15.0	8.1	0.8	.559	.204	.759	25.0

PTS	REB	AST	STL	BLK
33	19	4	3	4

- Coming off one of the most decorated single-season performances in BU WBB history last year
- Reigning Wade Trophy winner named AP Preseason All-American, 4x Preseason Watch List member
- Top 10 in career points in Baylor WBB history
- Nearly had a 20-20 performance against Houston with 21 points and 19 rebounds
- Top-15 nationally with 19 double-doubles
- Set a career high with 33 points vs. Kansas (2/26)
- One of six Bears in program history to hit 1,800+ points, 1,000+ rebounds in her career

3



Jordan Lewis

G • 5-7 • GS • Windermere, Fla.

PTS	REB	AST	FG%	3FG%	FT%	MIN
SEA 11.7	3.5	5.3	.427	.373	.647	31.8
CAR 12.1	4.0	4.2	.374	.338	.714	33.1

PTS	REB	AST	STL	BLK
32	11	11	6	2

- Sixth-year senior transfer from Alabama where she left top-10 in career points, assists
- Lieberman Award Watch List and Wooden Award Top 50 Watch List member
- Recorded 29 points against No. 3 Maryland. Hit a key 3-pointer with a minute to play.
- Plays the 1 and the 2 alongside Sarah Andrews; Strong driver off ball screens
- Graduated with her bachelor's and master's from Alabama
- Holds the all-time record for NCAA Division I career games played
- Recorded a triple-double at West Virginia (1/29)

4



Queen Egbo (EGG-bow)


F • 6-3 • Sr. • Houston, Texas

PTS	REB	AST	FG%	3FG%	FT%	MIN
SEA 11.2	1.3	0.2	.490	.000	.734	23.6
CAR 9.4	6.9	0.6	.516	.000	.597	18.8

PTS	REB	AST	STL	BLK
26	21	4	4	7

- No. 8 all-time in BU history in career blocks
- 3x Preseason Watch List member; Preseason All-Big 12 Team honoree
- Stretched her range but is still efficient at the block
- Put up double-figure points in 3-straight games against ASU, Houston and Morehead St.
- Brought down a career-high 16 boards vs. Morehead State
- Reached 1,000 career points vs. Oklahoma State

10



Jaden Owens

G • 5-8 • Jr. • Plano, Texas

PTS	REB	AST	FG%	3FG%	FT%	MIN
SEA 1.8	1.6	1.5	.306	.235	.667	17.3
CAR 2.0	8.1	0.8	.559	.204	.759	25.0

PTS	REB	AST	STL	BLK
15	5	8	3	1

- Claimed the role of defensive stopper this season
- Set a career high with five rebounds in BU's season-opener vs. Texas State
- Transferred from UCLA and made her BU debut on Nov. 17, 2020 vs. Northwestern State
- Scored a career-high 15 points, including 4 triples, vs. Iowa State (1/16/20)

11



Andrea Katramados (ANNE-dree-uh cat-truh-MAD-us)


G • 5-10 • Fr. • Belle Mead, N.J.

PTS	REB	AST	FG%	3FG%	FT%	MIN
SEA 0.3	0.0	0.0	.125	.167	.000	2.8
CAR 0.3	0.0	0.0	.125	.167	.000	2.8

PTS	REB	AST	STL	BLK
3	--	--	--	1

- Freshman walk-on from New Jersey
- Made her Baylor debut at UT Arlington
- Notched her first career block against Houston
- Played a career-best 10 minutes vs. Alcorn State

21



Ja'Mee Asberry (JAY-mee)


G • 5-5 • Jr. • Tulsa, Okla.

PTS	REB	AST	FG%	3FG%	FT%	MIN
SEA 9.6	2.9	2.0	.373	.365	.800	33.5
CAR 9.8	2.5	2.7	.349	.343	.711	28.4

PTS	REB	AST	STL	BLK
28	7	9	5	1

- Sharpshooter transfer from Oklahoma State
- Named All-Big 12 Second Team after averaging 17.0 ppg and shooting .419 from 3 at OSU in 2020-21
- Made her Baylor debut against Texas State and drained five 3s a game later at UT Arlington
- Tied her career high with six 3-pointers against Alcorn State
- Fire and ice at Kansas as she hit six 3s, the last to pull BU within a point of KU with less than 20 seconds to go before she drained a pair of FTs with 12 seconds left to give BU the lead for good

24



Sarah Andrews

G • 5-6 • So. • Irving, Texas

PTS	REB	AST	FG%	3FG%	FT%	MIN
SEA 12.1	3.0	4.5	.422	.415	.673	32.2
CAR 7.9	2.1	2.8	.407	.406	.667	21.2

PTS	REB	AST	STL	BLK
25	8	9	5	1

- Starting point guard for the Bears after averaging 4.2 min/gm last season with a veteran back court
- Logged a career-best 37 minutes at No. 3 Maryland where she dished out eight dimes to go with 10 points
- Topped that mark with nine assists a week later against Houston
- Started 6-for-6 from deep to finish with 20 points vs. Morehead State
- Topped those numbers with 7 3s for 25 points at Kansas
- Top 25 nationally in 3-point percentage

25



Kendra Gillispie (guh-LESS-pee)

F • 6-2 • Fr. • Oklahoma City, Okla.

PTS	REB	AST	FG%	3FG%	FT%	MIN
SEA 1.9	1.3	0.2	.353	.000	.900	6.5
CAR 1.9	1.3	0.2	.353	.000	.900	6.5

PTS	REB	AST	STL	BLK
6	5	1	1	1

- One of two freshmen on the roster for 2021-22
- Signed with Baylor in July ranked No. 58 overall and No. 10 at her position by ESPN HoopGurlz
- Won a state title in the shot put at Norman High School
- Made her Baylor debut at UT Arlington and scored her first points a game later
- Logged career highs across the board against Alcorn State

51



Caitlin Bickle (BICK-uhl)

F • 6-0 • Sr. • Cave Creek, Ariz.

PTS	REB	AST	FG%	3FG%	FT%	MIN
SEA 7.3	4.3	1.9	.456	.182	.790	22.7
CAR 4.2	3.0	1.0	.479	.274	.756	13.1

PTS	REB	AST	STL	BLK
13	11	6	4	3

- Senior leader who's already announced she's coming back for a fifth year next season
- Quarterback on the floor for the Bears with her vocal leadership
- Had an all-around game at UTA with 7 pts, 8 rbs, 3 asts, 2 blks and a handful of charges taken
- Set multiple career highs with 13 points, 6 assists and a 9-10 showing at the FT line vs. Alcorn St.
- Graduated with a bachelor's degree in May. In grad school studying Sports Management