2018 BAYLOR FOOTBALL MEDIA ALMANAC

Tenth Edition, Baylor Athletics Communications

BAYLOR UNIVERSITY
DEPARTMENT OF ATHLETICS

1500 South University Parks Drive
Waco, TX 76706
254-710-1234
www.BaylorBears.com
Facebook: BaylorAthletics
Twitter: @BaylorAthletics
Instagram: @BaylorAthletics

CREDITS

COMPILATION
Taylor Bryan, Jonathan Hill,
David Kaye, Zach Peters

EDITORS
Taylor Bryan, David Kaye

PHOTOGRAPHY
Robbie Rogers, Matthew Minard
Baylor Photography

Orah Garst, Stephen Waugh
Baylor Athletics

PRINTING
AMA Nystrom
920 North Valley Mills Drive
Waco, TX 76710
www.amanystrom.com

© 2018, Baylor University Department of Athletics

BAYLOR UNIVERSITY MISSION STATEMENT

The mission of Baylor University is to educate men and women for worldwide leadership and service by integrating academic excellence and Christian commitment within a caring community.

Baylor University is an equal opportunity institution whose programs, services, activities and operations are without discrimination as to sex, color, or national origin, and are not opposed to qualified handicapped persons.

TABLE OF CONTENTS

MEDIA INFORMATION 1
Table of Contents/Schedules 1
Athletics Communications 2
Quick Facts 3
Media Information 4-5
Opponents' SID Information 5
Media Directory 6
Dr. Linda Livingstone, University President 7
Jeremy Counseller, Faculty Athletics Representative 7
Mack Rhoades, Vice President / Director of Athletics 8

PLAYERS 9
Roster 9-10
Preseason Depth Chart 11
Players 12-60

COACHES & STAFF 61
Matt Rhule 61-62
Assistant Coaches 63-73
Support Staff 74-80

2017 REVIEW 81
Season Honors 81
Final Statistics 82-90
Game Recaps 91-96

HISTORY 97
Program History 97-103
Conference Championships 104
All-Time Results 105-127
Yearly Records 128
Coaching Records 129
Assistant Coaches 130-131
Series History 132
Series Records 133-139
Baylor vs. FBS Conferences 140
National Rankings History 141-143
Miscellaneous History 144
Homecoming History 145
Bowl History 146
Bowl Game Recaps 146-153
College Football Hall of Fame 154
All-Americans 155-161
All-Decade Teams 162
Honors 163-168
Bears in the NFL 169-170
Draft History 171-172
Letterwinners 173-179
Stadium Histories 180-182
Baylor Athletics Hall of Fame 183

RECORDS 184
Individual Records 184-187
Comebacks 187
Team Records 188-190
Individual Leaders 191-209
Individual Game Bests 210-213
Team Season Highs 214
Team Game Highs 215-216
Highest Scoring Quarters 217-218
Opponent Game Records 219
NCAA/Conference Leaders 220
Bowl Game Records 221
Baylor Yearly Statistics 222
Opponent Yearly Statistics 223

FUTURE SCHEDULES

Note: Future Big 12 schedules to be determined. All dates and opponents are subject to change.

2019
Aug. 31	**STEPHEN F. AUSTIN**
Sept. 7	**UTSA**
Sept. 21	at Rice

2020
Sept. 12	**LOUISIANA TECH**
Sept. 19	**INCARNATE WORD**

2021
Sept. 4	at Texas State
Oct. 16	**BYU**

2022
Sept. 3	**LOUISIANA TECH**
Sept. 10	at BYU
Sept. 17	**TEXAS STATE**

2023
Sept. 2	**TEXAS STATE**
Sept. 9	**UTAH**
Sept. 16	at Louisiana Tech

2024
Sept. 14	at Utah

2018 SCHEDULE

TIMES, DATES SUBJECT TO CHANGE

Date		Opponent	Location	Time (CT)	TV
Sept. 1		**ABILENE CHRISTIAN**	**Waco, Texas**	**7 p.m.**	**FSN**
Sept. 8		at UTSA	San Antonio, Texas	6 p.m.	Facebook
Sept. 15		**DUKE**	**Waco, Texas**	**2:30 p.m.**	**FS1**
Sept. 22	•	**KANSAS**	**Waco, Texas**	**TBA**	**TBA**
Sept. 29	•	at Oklahoma	Norman, Okla.	TBA	TBA
Oct. 6	•	**KANSAS STATE**	**Waco, Texas**	**TBA**	**TBA**
Oct. 13	•	at Texas	Austin, Texas	TBA	TBA
Oct. 25	•	at West Virginia	Morgantown, W.Va.	6 p.m.	FS1
Nov. 3	•	**OKLAHOMA STATE**[1]	**Waco, Texas**	**TBA**	**TBA**
Nov. 10	•	at Iowa State	Ames, Iowa	TBA	TBA
Nov. 17	•	**TCU**	**Waco, Texas**	**TBA**	**TBA**
Nov. 24	•	vs. Texas Tech[2]	Arlington, Texas	TBA	TBA

• *– Big 12 Conference game* [1] *- 95th Homecoming Game (Baylor 46-44-4)* [2] *- Played at AT&T Stadium*

2017 RESULTS

1-11, 1-8 Big 12 (9th)

Date		Opponent *TV*		SCORE
Sept. 2		**LIBERTY** *FS2*	L	45-48
Sept. 9		**UTSA** *FSN*	L	10-17
Sept. 16		at Duke *ACCRSN*	L	20-34
Sept. 23	•	**OKLAHOMA** *FS1*	L	41-49
Sept. 30	•	at Kansas State ESPN2	L	20-33
Oct. 14	•	at Oklahoma State FS1	L	16-59
Oct. 21	•	**WEST VIRGINIA** *FS2*	L	36-38
Oct. 28	•	**TEXAS** *ESPNU*	L	7-38
Nov. 4	•	at Kansas *FSN*	W	38-9
Nov. 11	•	vs. Texas Tech [Arlington] *FSN*	L	24-38
Nov. 18	•	IOWA STATE *FSN*	L	13-23
Nov. 24	•	at TCU *FS1*	L	22-45

ATHLETICS COMMUNICATIONS

DAVID KAYE
Assistant AD
MBB, Golf, Football

TAYLOR BRYAN
Director
Football

RACHEL CATON
Associate Director
Baseball, Football, A&T

KYLE ROBARTS
Associate Director
WBB, Women's Tennis

JONATHAN HILL
Assistant Director
Soccer, Softball, Equestrian

CODY SOTO
Assistant Director
Volleyball, Men's Tennis, Track & Field/XC

SHELLEY ZYCH
Administrative Assistant

BAYLOR ATHLETICS COMMUNICATIONS

Second Floor, Simpson Center
1500 South University Parks Drive, Waco, TX 76706
Phone: 254-710-2743 | **Fax:** 254-710-1369
Official Web Sites of Baylor Athletics
www.BaylorBears.com
Social Media
"Like" on Facebook: Facebook.com/BaylorAthletics
Follow on Twitter: Twitter.com/BaylorAthletics
Follow on Instagram: Instagram.com/BaylorAthletics

STAFF DIRECTORY

DAVID KAYE Assistant AD
Sport Responsibilities: Men's Basketball, Men's Golf, Women's Golf, Secondary Football
Alma Mater: Baylor, 2008 | **Joined Baylor:** November 2009
Cell: 254-709-5147 | **E-mail:** David_Kaye@baylor.edu

TAYLOR BRYAN Director of Football Communications and Creative Services
Sport Responsibilities: Primary Football
Alma Mater: Troy, 2009 | **Joined Baylor:** May 2017
Cell: 254-709-4411 | **E-mail:** Taylor_Bryan@baylor.edu

RACHEL CATON Associate Director
Sport Responsibilities: Baseball, Secondary Football
Alma Mater: USC, 2009 | **Joined Baylor:** July 2018
Cell: 254-652-2061 | **E-mail:** Rachel_Caton@baylor.edu

KYLE ROBARTS Associate Director
Sport Responsibilities: Women's Basketball, Women's Tennis
Alma Mater: Abilene Christian, 2005 | **Joined Baylor:** July 2018
Cell: 325-669-3199 | **E-mail:** Kyle_Robarts@baylor.edu

JONATHAN HILL Assistant Director
Sport Responsibilities: Soccer, Softball, Equestrian
Alma Mater: Tarleton State, 2014 | **Joined Baylor:** September 2015
Cell: 254-652-0675 | **E-mail:** Jonathan_Hill1@baylor.edu

CODY SOTO Assistant Director
Sport Responsibilities: Volleyball, Men's Tennis, Track & Field/Cross Country
Alma Mater: Baylor, 2016 | **Joined Baylor:** June 2017
Cell: 254-338-4859 | **E-mail:** Cody_Soto@baylor.edu

SHELLEY ZYCH Administrative Assistant
Office: 254-710-2743 | **Cell:** 254-227-8157 | **E-mail:** Shelley_Zych@baylor.edu

QUICK FACTS

IMPORTANT PHONE NUMBERS

Athletics Department:	254-710-1234
Athletics Communications:	254-710-2743
McLane Stadium Press Box:	254-753-2961
Taylor Bryan (Football Contact) Cell:	254-709-4411
Rachel Caton (Football Contact) Cell:	254-652-2061
David Kaye (Football Contact) Cell:	254-709-5147

DIGITAL MEDIA

Official Athletics Website:	www.BaylorBears.com
Official Athletics Twitter:	@BaylorAthletics
Official Athletics Facebook:	@BaylorAthletics
Official Athletics Instagram:	@BaylorAthletics
Official Football Twitter:	@BUFootball
Official Football Facebook:	@BUFootball
Official Football Instagram:	@BUFootball

UNIVERSITY

Location:	Waco, Texas
Chartered:	1845, by the Republic of Texas
Enrollment:	17,059
President and Chancellor:	Dr. Linda A. Livingstone
Faculty Representative:	Jeremy Counseller
Conference:	Big 12
Nickname:	Bears
Mascots:	Joy and Lady (live Black Bears)
Colors:	Green (PMS 560) & Gold (PMS 1235)
Stadium (capacity/year):	McLane Stadium (45,140/2014)
Surface:	Artificial (Hellas Matrix)

FOOTBALL INFORMATION

2017 Record:	1-11, 1-8 Big 12 (9th)
2017 Final Regular Season Ranking:	NR (AP) / NR (coaches)
2017 Bowl Appearance:	None
Offensive System:	Multiple
Defensive System:	Multiple
2017 Starters Returning:	22 (9 O; 9 D; 4 ST)
2017 Starters Lost:	6 (3 O; 3 D; 0 ST)
2017 Lettermen Returning:	52 (19 O; 28 D; 5 ST)
2017 Lettermen Lost:	15 (9 O; 5 D; 1 ST)
First Year of Football:	1899
All-Time Football Record:	589-568-44 (.509)
Conference Titles (last):	8 (2014)
Bowl Appearances (last):	23 (2016)

ATHLETICS SENIOR ADMINISTRATION

Vice President / Director of Athletics:	Mack Rhoades (Arizona, 1993)
Associate VP for Athletics / Football Administrator:	Jeramiah Dickey (Texas, 2004)
Deputy Athletics Director:	Dawn Rogers (Ithaca, 1986)
Senior Associate AD / Student-Athlete Health & Wellness:	Kenny Boyd (Florida, 1998)
Senior Associate AD / Internal Affairs:	Paul Bradshaw (Baylor, 1985)
Senior Associate AD / Compliance:	Chad Jackson (Auburn, 1999)
Senior Associate AD / Student-Athlete Success:	Marcus Sedberry (Nebraska, 2006)
Executive Associate AD / Development/Major Gifts:	Doug Smith (Kent State, 1969)
Associate AD / "B" Association:	Walter Abercrombie (Baylor, 1984)
Associate AD / Financial Services:	Cody Hall (Baylor, 2005)
Associate AD / Facilities & Operations:	Henry Howard (Stephen F. Austin, 2001)
Associate AD / Resource Development:	Mitch Mann (Baylor, 2009)
Associate AD / Engagement:	Jovan Overshown (TCU, 2006)
Associate AD:	Nancy Post (Baylor, 1987)
Associate AD / Athletics Chief of Staff:	Callie Schrank (Baylor, 2004)

COACHING STAFF

Head Coach:	Matt Rhule (Penn State, 1997)
Record at Baylor:	1-11 (2nd season)
Career Record:	29-34 (6th season)
Assistant Head Coach / Defensive Backs:	Francis Brown (Western Carolina, 2006)
Defensive Coordinator:	Phil Snow (Cal State Hayward, 1978)
Co-Offensive Coordinator / Running Backs:	Jeff Nixon (Penn State, 1998)
Co-Offensive Coordinator / Quarterbacks:	Glenn Thomas (Texas Tech, 1998)
Assistant Coach / Offensive Line:	Shawn Bell (Baylor, 2006)
Assistant Coach / Secondary:	Evan Cooper (Temple, 2009)
Assistant Coach / Wide Receivers:	Frisman Jackson (Northern Illinois, 2009)
Assistant Coach / Tight Ends:	Joey McGuire (UTA, 1995)
Assistant Coach / Defensive Line:	Frank Okam (Texas, 2007)
Asst. Coach / Recruiting Coord. / Linebackers:	Mike Siravo (Boston College, 1998)
Graduate Assistant Coach:	Jarred Alwan (Temple, 2016)
Graduate Assistant Coach:	Kirk Bryant (Mississippi College, 2015)
Graduate Assistant Coach:	Josh Cochran (Texas, 2014)
Graduate Assistant Coach:	Cedric Whitaker (Texas Lutheran, 2015)

SUPPORT STAFF

Associate AD for Football Operations:	Sean Padden (Catholic University, 1997)
Associate AD for Football Relations:	David Wetzel (Baylor, 1991)
Director of Football Technology:	Matthew Delgado (San Jose State, 2010)
Director of Player Personnel:	Eric Josephs (Wisconsin, 2011)
Director of Recruiting:	Marcus Satterfield (East Tennessee, 1999)
Associate Director of Football Admin.:	Samantha Diamond (Temple, 2011)
Associate Director of Football Operations:	Emily Smith (Auburn, 2009)
Associate Director of Football Technology:	Robert Perez (Baylor, 2010)
Associate Director of Player Personnel:	Mike Wallace (Temple, 2016)
Senior Offensive Analyst:	George DeLeone (UConn, 1970)
Defensive Quality Control:	Bobby Maffei (Nebraska, 2011)
Defensive Quality Control:	Rob Dvoracek (Temple, 2015)
Offensive Quality Control:	Matt Lombardi (Delaware, 2013)
Offensive Quality Control:	Damiere Shaw (Temple, 2016)
Director of Athletics Performance:	Jeremy Scott (Lock Haven, 1996)
Assistant AD for Sports Performance:	Andrew Althoff (Loras College, 2006)
Associate Director of Athletics Performance:	Jake Cox (Kansas, 2008)
Athletics Performance Coach:	Corey Campbell (Georgia, 2013)
Athletics Performance Coach:	Kevin Kroboth (Temple, 2012)
Asst. Athletics Performance Coach:	James Heiss (IUP, 2014)
Director of Sports Medicine:	Dave Snyder (Georgia, 2003)
Athletics Trainer:	Matt Kuehl (Minnesota State, 2007)

ATHLETICS COMMUNICATIONS

Office Phone:	254-710-2743
Director of Football Communications:	Taylor Bryan (Troy, 2009)
Email:	Taylor_Bryan@baylor.edu
Cell:	254-709-4411
Twitter:	@TaBryan
Associate Director (Secondary Football):	Rachel Caton (USC, 2009)
Email:	Rachel_Caton@baylor.edu
Cell:	254-652-2061
Twitter:	@RachelKCaton
Assistant AD for Communications:	David Kaye (Baylor, 2008)
Email:	David_Kaye@baylor.edu
Cell:	254-709-5147
Twitter:	@DavidKaye9

BAYLOR-IMG COLLEGE RADIO NETWORK

Assistant AD/Broadcasting (Play-by-Play):	John Morris (Baylor, 1980)
Email:	John_Morris@baylor.edu
Color Analyst:	J.J. Joe (Baylor, 1993)
Sideline Reporter:	Ricky Thompson (Baylor, 1977)

MEDIA INFORMATION

The Baylor Athletics Communications Office appreciates your interest in Baylor Football and looks forward to assisting you during the upcoming season. Our offices are located on the second floor of the Simpson Athletics and Academic Center on South University Parks Drive.

To better assist in your coverage, please take time to read the information found on the ensuing pages in this almanac. These policies have been established in consideration of the media's needs, as well as those of Baylor's student-athletes and coaches to create a positive work environment for all concerned.

If additional information or assistance is required, please contact **David Kaye**, Assistant AD for Communications, or any other member of the Baylor Athletic Communications staff. We appreciate your coverage of Baylor Football and look forward to working with you this season.

MEDIA CREDENTIALS

Media outlets interested in covering Baylor football on either a season or single-game basis are requested to submit all applications for credentials through the Baylor Athletics Communications football credential application website: www.sportssystems.com/baylor. Requests made within seven days of the game may not be considered.

Credentials will be mailed to the requesting individual or organization if time permits or sent to the visiting school's media relations director for distribution. Credentials can also be picked up in the Athletics Communications Office located at the Simpson Center or on game day at the McLane Stadium media entrance (located near gate B on the northwest corner of McLane Stadium).

Media parking at McLane Stadium is available on a limited basis. *Parking information will be included with media credentials.* Requests for parking passes should be made along with your credential request well in advance to the Athletics Communications Office.

UNAUTHORIZED CREDENTIAL USE

Credentials will be issued to working media only. Media credentials are not transferable and use by anyone other than members of the working media is unauthorized. Media credentials used in an unauthorized manner will be revoked immediately. News organizations allowing unauthorized individuals to use credentials will have their credentials revoked for the remainder of the year.

WEB-BASED MEDIA

Web-based media from sites affiliated with established, nationally recognized news-gathering organizations are eligible for media credentials.

Credentials will not be granted to any online agency operating sites that are in any way affiliated with gambling. Nor will credentials be granted to "fan-submitted" or un-edited sites that are not affiliated with an established news-gathering organization and/or sites whose sole entity is fan-generated message boards that allow the posting of anonymous comments.

MCLANE STADIUM SIDELINES

Baylor follows guidelines set forth by the NCAA Public Relations Committee, the NCAA Football Rules Committee, the American Football Coaches Association and the National Press Photographers Association. Photographers are not permitted to shoot between the 25-yard lines and must wear photo vests and have credentials visible at all times.

In an effort to promote the best possible working conditions for media photographers, uniformed security personnel will be patrolling the sidelines. Anyone holding a media credential who is not actively involved in coverage of the game will be escorted from the sideline. Similar procedures will be in effect in the press box.

POSTGAME INTERVIEWS

Baylor's locker room is closed to the media at home and on the road. Interviews will be conducted after a cooling-down period, and outside of the originating broadcast network, no interviews will be conducted on the field. At McLane Stadium, the home postgame interview room is located on the service (ground) level directly off the media entrance (elevator lobby) in the Northwest corner of the facility.

Baylor coach Matt Rhule and selected players will be available approximately 15 minutes following the game (video of Rhule will air on pressbox TVs). Baylor University is committed to a policy of equal access for both male and female reporters and photographers.

The visiting team interview room at McLane Stadium is located inside the Southeast ramp from the field on the service (ground) level and the visiting SID will establish visiting locker room admittance policies.

DIRECTIONS TO MCLANE STADIUM "MLK" MEDIA PARKING

1306 South Martin Luther King Jr Blvd (corner of MLK & 4th Street):
FROM NORTH (Southbound on I-35): Exit I-35 at Business 77/Elm Ave [Exit #337], follow frontage road and turn left toward Hwy 6, merge left onto Hwy 6, stay right toward 77 Business, then exit right for Loop 574/Martin Luther King Jr Blvd, turn right onto MLK Blvd – MLK/Media Lot is on right side (corner of 4th St., just past George's lot).

FROM SOUTH (Northbound on I-35): Exit I-35 at Martin Luther King Jr Blvd [Exit #335C], turn right onto Martin Luther King Jr. Blvd., pass MLK/Media Lot on left, make U-Turn for entrance from east. (lot is on corner of 4th St., next to George's lot and across the street from B-Lot entrance).

A parking map can be viewed at: https://baylorbea.rs/fbparking

DIRECTIONS TO HIGHERS ATHLETIC COMPLEX

1500 South University Parks Dr:

The Highers Athletic Complex, which includes the Simpson Athletics and Academic Center (home to the Baylor Athletic Communications and Baylor Football offices), the Allison Indoor Practice Facility and the Beauchamp Athletic Nutrition Center (BANC), is located on the south bank of the Brazos River at 1500 South University Parks Drive in Waco.

Exit I-35 at the "University Parks Drive" [Exit #335B]; the facility is located one-half mile east of I-35 (left side of road), just past the Mayborn Museum.

WEEKLY BAYLOR MEDIA MONDAY LUNCHEON

Head coach Matt Rhule will meet with the media each Monday preceding a game. Coach Rhule's press conference will be on the second floor of the Beauchamp Athletics Nutrition Center. Coach Rhule's press conference will begin at 12 p.m. with lunch to follow. A video feed available for FTP download, see below.

Players are available for interview upon request and following Tuesday practice inside the Allison Indoor Practice Facility.

BIG 12 TELECONFERENCE

Baylor head coach Matt Rhule will participate in the Big 12 Conference's weekly teleconference. The teleconferences will be held each Monday from Aug. 27 through Nov. 26 from 10 a.m. until 11:40 a.m. CT. Rhule's scheduled time is 11 a.m. to 11:10 a.m. CT.

Media wishing to participate in the teleconference should contact the league communications staff for further details. A replay of the briefing will be available after 4 p.m. CT.

PRACTICE COVERAGE

Check with the Baylor Athletics Communications office for status of media attendance at Baylor Football practices. When practice is open, video and still photographers may shoot only during the designated time window. At no time should photographers shoot from the end zone.

MCLANE STADIUM MEDIA CENTER

The McLane Stadium Media Center, located on the fifth level of McLane Stadium, opens four hours prior to game time, and includes the working press box, as well as TV, radio, coaches, command center and BaylorVision booths. Just inside the media entrance (Northwest corner of McLane Stadium), two dedicated elevators will service the fifth level almost exclusively. The photo work room and Baylor interview room are located just off the media entrance lobby.

Meals will be served two hours before kickoff. Media credentials are required for admittance to the press box and for meals.

Game notes and programs are provided prior to the game. Stats and quotes are provided after the game.

Complimentary wireless internet is available by connecting to the McLane Stadium network. On game day, Baylor ITS representatives will be on hand to assist media members.

MEDIA INFORMATION

RADIO FREQUENCY COORDINATION AT MCLANE STADIUM

Any affiliate TV station, video crew, radio station or other media using any transmission device (mics, IFBs, In-Ears, 2-way radios, microwave, etc. [cell phones excluded]) must have clearance through the McLane Stadium frequency coordinator. The device and frequency under which it operates must be reported in advance to avoid interference with the many radio frequency devices that already have been established. If you plan on using a "wired microphone," please do NOT bring your wireless equipment into the stadium. Media should visit www.stadiumcoordination.com to access frequency registration.

BAYLOR ATHLETICS SOCIAL MEDIA

The Baylor Athletics External Relations team runs the official Twitter, Facebook and Instagram accounts for Baylor Athletics (@BaylorAthletics) and Baylor Football (@BUFootball).

BAYLOR VIDEO HIGHLIGHTS FTP SITE

Baylor provides broadcast-quality video of home game postgame highlights via FTP download. Contact Justin Hoff (254-709-6473, Justin_Hoff@baylor.edu) for more information.

BAYLOR MEDIA SITE

An all-encompassing media page can be found on Baylor's website at: https://baylorbea.rs/media. Among the information available at this site are links and pdfs of statistics, game notes, quick facts and directions as well as photo/logo downloads and video FTP information.

For access information, please contact Kellen_Coleman@baylor.edu.

COLLEGEPRESSBOX.COM

CollegePressBox.com, the official media website for Big 12 football, includes game notes, stats and media guides from the conference and member schools throughout the season. Login information is distributed by the conference office to accredited media or you can apply for a password by sending an e-mail to password@collegepressbox.com.

BIG 12 CONFERENCE BOWL AGREEMENTS

BOWL	DATE	TIME (CT)	LOCATION
Armed Forces Bowl	Dec. 22	2:30 p.m.	Fort Worth, Texas
Cactus Bowl	Dec. 26	8 p.m.	Phoenix, Ariz.
Texas Bowl	Dec. 27	8 p.m.	Houston, Texas
Camping World Bowl	Dec. 28	4:15 p.m.	Orlando, Fla.
Valero Alamo Bowl	Dec. 28	8 p.m.	San Antonio, Texas
AutoZone Liberty Bowl	Dec. 31	2:45 p.m.	Memphis, Tenn.
Allstate Sugar Bowl	Jan. 1	7:45 p.m.	New Orleans, La.
CFP — Cotton Bowl National Semifinal	Dec. 29	3 or 7 p.m.	Arlington, Texas
CFP — Orange Bowl National Semifinal	Dec. 29	3 or 7 p.m.	Miami Gardens, Fla.
CFP — National Championship	Jan. 7	7 p.m.	Santa Clara, Calif.

OPPONENTS' ATHLETICS COMMUNICATIONS DIRECTORY

Sat. Sept. 1 7 p.m. FSN	**GAME 1 — Abilene Christian** *Waco, Texas (McLane Stadium)*	**SID:** Lance Fleming (flemingl@acu.edu) **Phone:** 325-674-2693
Sat. Sept. 8 6 p.m. Facebook	**GAME 2 — at UTSA** *San Antonio, Texas (Alamodome)*	**SID:** Kyle Stephens (kyle.stephens@utsa.edu) **Phone:** 210-458-4551
Sat. Sept. 15 2:30 p.m. FS1	**GAME 3 — Duke** *Waco, Texas (McLane Stadium)*	**SID:** Art Chase (chasea@duke.edu) **Phone:** 919-684-2614
Sat. Sept. 22 TBA TBA	**GAME 4 — Kansas** *Waco, Texas (McLane Stadium)*	**SID:** Katy Longeran (katyl@ku.edu) **Phone:** 785-864-7314
Sat. Sept. 29 TBA TBA	**GAME 5 — at Oklahoma** *Norman, Okla. (Gaylord Family Stadium)*	**SID:** Mike Houck (mhouck@ou.edu) **Phone:** 405-325-8227
Sat. Oct. 6 TBA TBA	**GAME 6 — Kansas State** *Waco, Texas (McLane Stadium)*	**SID:** Kenny Lannou (klannou@k-state.edu) **Phone:** 785-532-7977
Sat. Oct. 13 TBA TBA	**GAME 7 — at Texas** *Austin, Texas (Darrell K Royal Stadium)*	**SID:** John Bianco (john.bianco@athletics.utexas.edu) **Phone:** 512-471-1346
Thurs. Oct. 25 6 p.m. FS1	**GAME 8 — at West Virginia** *Morgantown, W.Va. (Milan Puskar Stadium)*	**SID:** Mike Montoro (mike.montoro@mail.wvu.edu) **Phone:** 304-293-2821
Sat. Nov. 3 TBA TBA	**GAME 9 — Oklahoma State** *Waco, Texas (McLane Stadium)*	**SID:** Gavin Lang (gavin.lang@okstate.edu) **Phone:** 405-744-3875
Sat. Nov. 10 TBA TBA	**GAME 10 — at Iowa State** *Ames, Iowa (Jack Trice Stadium)*	**SID:** Mike Green (mgreen@iastate.edu) **Phone:** 515-294-7019
Sat. Nov. 17 TBA TBA	**GAME 11 — TCU** *Waco, Texas (McLane Stadium)*	**SID:** Mark Cohen (m.cohen@tcu.edu) **Phone:** 817-257-7969
Fri. Nov. 24 TBA TBA	**GAME 12 — vs. Texas Tech** *Arlington, Texas (AT&T Stadium)*	**SID:** Matt Dowdy (matthew.dowdy@ttu.edu) **Phone:** 806-928-5190

MEDIA DIRECTORY

PRINT MEDIA (MAILING ADDRESS)	PHONE	EMAIL	TWITTER
ASSOCIATED PRESS, 4851 LBJ Freeway, Suite 300, Dallas, Texas 75244-6002	972-991-2100	shawkins@ap.org	@hawkaptexas
Stephen Hawkins			
AUSTIN AMERICAN-STATESMAN, P.O. Box 670, Austin, Texas 78767	512-445-3627	sportsdesk@statesman.com	@txsportsnews
Brian Davis, Sports Reporter		bdavis@statesman.com	@bdavisaas
Suzanne Halliburton, Beat Writer		shalliburton@statesman.com	@suzhalliburton
BAYLOR LARIAT, P.O. Box 97330, Waco, Texas 76798	254-710-1711	lariat@baylor.edu	@bulariat
Bruce Gietzen, Director of Student Publications		bruce_gietzen@baylor.edu	
Nathan Keil, Sports Editor		nathan_keil@baylor.edu	@nathankeil
DALLAS MORNING NEWS, 508 Young St., Dallas, Texas 75202	214-977-8444	results@dallasnews.com	@SportsDayDFW
Chuck Carlton, Beat Writer		ccarlton@dallasnews.com	@ChuckCarltonDMN
FORT WORTH STAR-TELEGRAM, P.O. Box 1870, Fort Worth, Texas 76102	817-390-7760	sports@star-telegram.com	@startelegram
David Humphrey, Deputy Sports Editor		dchumphrey@star-telegram.com	@fwnflnba
Tom Johanningmeier, Deputy Sports Editor		tjohanningmeier@star-telegram.com	@johanningmeier
HOUSTON CHRONICLE, 801 Texas Ave., Houston, Texas 77002	713-220-7891	sptresults@chron.com	@houstonchron
Randy Harvey, Sports Editor		randy.harvey@chron.com	@randyharvey
SAN ANTONIO EXPRESS-NEWS, P.O. Box 2171, San Antonio, Texas 78297	210-250-3359	sports@express-news.net	@mySA
Jim Lefko, Sports Editor		jlefko@expres-news.net	@JimLefko
WACO TRIBUNE-HERALD, 900 Franklin, Waco, Texas 76703	254-757-5710	sports@wacotrib.com	@WacoTribSports
Brice Cherry, Sports Editor		bcherry@wacotrib.com	@BriceCherry
John Werner, Beat Writer	254-757-5716	jwerner@wacotrib.com	@JohnWernerTrib

TELEVISION MEDIA (MAILING ADDRESS)	PHONE	EMAIL	TWITTER
KCEN-TV, (NBC 6) P.O. Box 6103, Temple, Texas 76503	254-859-5481	news@kcentv.com	@KCENSports
Nick Canizales		ncanizales@kcentv.com	@NickCanizales
Jessica Morrey		jmorrey@kcentv.com	@JessicaMorrey
KWKT-TV, (FOX 44) 8803 Woodway Dr., Woodway, TX 76712	254-776-3844	news@kwkt.com	@KWKTFox44
Matt Roberts		mroberts@kwkt.com	@MattRobertsTV
Mandy Knight		mknight@kwkt.com	@MandyKnight_TV
KWTX-TV (CBS 10), 6700 American Plaza, Waco, TX, 76712	254-776-1330	news@kwtx.com	@KWTXsports
Troy Hein		troy.hein@kwtx.com	@HeinInSports
Tyler Bouldin		tyler.bouldin@kwtx.com	@TylerBouldin
KXXV-TV (ABC 25), P.O. Box 2522, Waco, Texas 76710	254-754-2541	news@kxxv.com	@KXXVSports
Micah Fleet		mfleet@kxxv.com	@MicahFleet
Brooke Bednarz		bbednarz@kxxv.com	@BNBednarz

RADIO MEDIA (MAILING ADDRESS)	PHONE	EMAIL	TWITTER
BAYLOR-IMG COLLEGE, 1500 S. University Parks Dr., Waco, Texas 76706	254-710-3077		
John Morris, Play-by-Play		john_morris@baylor.edu	@VoiceofBears
J.J. Joe, Analyst		jjoe@bevsueglobal.com	
Ricky Thompson, Sideline		rdthompson83@gmail.com	
CLEAR CHANNEL COMMUNICATIONS, 314 W. State Hwy 6, Waco, Texas 76712	254-776-3900	—	
KRZI/ESPN CENTRAL TEXAS, 5501 Bagby, Waco, Texas 76711	254-772-0930		@1660ESPN
David Smoak		smoaky@1660espn.com	@DavidSmoak
Paul Catalina		paul@1660espn.com	@PaulCatalina
Craig Smoak		craig@1660espn.com	@CraigSmoak

OTHER MEDIA (MAILING ADDRESS)	PHONE	EMAIL	TWITTER
BAYLOR BEAR INSIDER, 1500 S University Parks Drive, Waco, Texas 76706	254-710-1234		
Jerry Hill, Director of Sports Journalism		jerry_hill@baylor.edu	@ViewFromHill
BIG 12 CONFERENCE, 400 East John Carpenter Fwy, Irving, Texas 75062	469-524-1000	bob@big12sports.com	@Big12Conference
Bob Burda, Joni James Lehmann	469-524-1011	joni@big12sports.com	@Big12Conference

UNIVERSITY PRESIDENT

DR. LINDA A. LIVINGSTONE

UNIVERSITY PRESIDENT
OKLAHOMA STATE, 1982

Dr. Linda A. Livingstone began her tenure as Baylor University's 15th president on June 1, 2017. A distinguished scholar and academic leader, she previously served as dean and professor of management at The George Washington University School of Business from 2014 to 2017 and as dean of Pepperdine University's Graziadio School of Business and Management from 2002 to 2014.

Dr. Livingstone's presidency marks her return to Baylor after time on the Waco campus from 1991 to 2002. She served as a faculty member and was awarded tenure in the Department of Management before serving four years as associate dean of graduate programs for the Hankamer School of Business.

While at Pepperdine, Dr. Livingstone oversaw a $200 million expansion of the school's graduate campuses, the addition of an executive conference center and a significant increase in scholarship support for students. At GWU, she led the development of a strategic plan for the business school that built on the school's culture of service and its unique location in our nation's capital to enhance the school's global focus.

A strong voice for the role of faith-based institutions in American higher education, Dr. Livingstone has established herself as a scholar in organizational behavior, leadership and creativity with deep expertise in university accreditation. She has been extensively published and cited in academic and professional outlets, with her publications including articles in American Business Review, Journal of Organizational Behavior, Journal of High Technology Management Research and the book Business and Corporate Integrity: Sustaining Organizational Compliance, Ethics and Trust. She also has served as a member of the Board of Directors of Capital Southwest Industrials, a public company traded under the symbol "CSWI" on the NASDAQ since 2015.

Dr. Livingstone's many academic and professional accomplishments including serving as chair of the board of the international Association to Advance Collegiate Schools of Business (AACSB) from 2014 to 2015. The AACSB is the professional organization for business schools and accredits hundreds of the best business schools globally across 53 countries and territories. She chaired the AACSB Committee on Accreditation Policy from 2015 to 2016.

Dr. Livingstone is a member of Oklahoma State's Spears School of Business Hall of Fame and was the first recipient of the Outstanding Ph.D. Alumnus Award. She also was recognized in 2015 with the OSU Distinguished Alumni Award.

A native of Perkins, Oklahoma, Dr. Livingstone played varsity basketball at Oklahoma State University, where she earned a Bachelor of Science in economics and management, a Master of Business Administration, and a Doctor of Philosophy in management and organizational behavior. Her husband, Brad, a high school history teacher, also played basketball at Oklahoma State. They have one daughter, Shelby, who is a senior student-athlete on Rice University's volleyball team.

BAYLOR UNIVERSITY PRESIDENTS

1846-51	Henry Lee Graves	1948-61	William R. White
1851-61	Rufus C. Burleson	1961-81	Abner Vernon McCall
1861-63	George W. Baines	1981-95	Herbert H. Reynolds
1864-85	William Carey Crane	1995-05	Robert B. Sloan, Jr.
1885-86	Reddin Andrews	2006-08	John M. Lilley
1886-97	Rufus C. Burleson	2010-16	Kenneth W. Starr
1899-1902	Oscar H. Cooper	2017-	Linda A. Livingstone
1902-31	Samuel P. Brooks		
1932-47	Pat M. Neff		

JEREMY COUNSELLER

FACULTY ATHLETICS REPRESENTATIVE
STEPHEN F. AUSTIN, 1996

Professor **Jeremy Counseller** is in his fourth year as Baylor's Faculty Representative to the Big 12 Conference and the NCAA. He has been a member of the Baylor Law faculty since 2003.

Professor Counseller graduated from Baylor Law School with honors and was a member of the Baylor Law Review, the Order of the Barristers, and the interscholastic moot court and mock trial teams. He also earned an M.B.A. from Baylor's Hankamer School of Business and a B.A. summa cum laude from Stephen F. Austin State University.

Following his graduation from law school, Professor Counseller served as a law clerk to the Honorable Reynaldo G. Garza of the United States Court of Appeals for the Fifth Circuit. Professor Counseller then entered private practice in Houston, Texas, with Bracewell & Patterson, LLP (now Bracewell & Giuliani LLP), where he was an associate in the trial section. Mr. Counseller also served as an Assistant Criminal District Attorney in McLennan County, Texas, where he prosecuted both misdemeanors and felonies.

Professor Counseller has authored articles and presented papers on various evidentiary and procedural issues. He is also the co-author and editor of the Handbook of Texas Evidence (Civil Practice). In 2006, the President of the State Bar of Texas appointed him to serve on the Administration of the Rules of Evidence Committee. He is also the Contributing Evidence Editor of the State Bar of Texas's General Practice Digest. In 2007, Baylor University designated Professor Counseller an outstanding tenure track faculty member in recognition of distinguished teaching.

Professor Counseller teaches Civil Procedure and Texas and Federal Procedure in Baylor Law School's renowned Practice Court program. He also is a coach of the Law School's interscholastic moot court and mock trial teams. In 2005, he was the coach of Baylor Law School's Association of Trial Lawyers of America national championship mock trial team.

BAYLOR FACULTY ATHLETICS REPRESENTATIVES

1921-41	Henry Trantham
1942-54	J.D. Bragg
1955-60	Abner McCall
1961-68	Monroe S. Carroll
1969-85	Edwin P. Horner
1986-2001	David M. Guinn
2002-13	Mike Rogers
2014-	Jeremy Counseller

VICE PRESIDENT / DIRECTOR OF ATHLETICS

MACK RHOADES

VICE PRESIDENT / DIRECTOR OF ATHLETICS
ARIZONA, 1993

Mack B. Rhoades, IV, who has provided outstanding leadership and vision for three NCAA Football Bowl Subdivision athletic programs, was named Baylor University's Vice President and Director of Intercollegiate Athletics on July 13, 2016.

He has led national searches for three head coaching positions, ultimately bringing to Baylor Matt Rhule (Football) in 2016, Casie Maxwell (Equestrian) in 2017 and Brian Boland (Men's Tennis) in 2018. Rhoades has organized a team of dynamic administrators and restructured the athletics department to maximize efficiencies across teams. His concept of *Preparing Champions for Life* has provided the ongoing vision for Baylor Athletics, which aims to bolster the student-athlete experience by focusing on the areas of academic achievement, athletic success, character formation and spiritual growth. Rhoades has assisted University leadership in a campus-wide effort to structurally complete 105 recommendations related to Title IX and student safety.

In 2018, Rhoades announced 15 department-wide Strategic Initiatives, including a master plan for future facilities. These initiatives were established through a comprehensive review of the athletic department with the purpose of preparing student-athletes for their endeavors beyond their time at Baylor.

Since his arrival, Baylor has had 18 of 19 team reach postseason play both years, earning eight Big 12 titles (women's basketball regular season and tournament champions 2016-17 and 2017-18; equestrian, 2016-17; women's indoor track and field, 2017; soccer tournament champions 2018; baseball tournament champions 2018). Additionally, acrobatics and tumbling secured NCATA national championships in both 2017 and 2018, adding to their record four-consecutive titles.

Baylor continued its successful run academically in 2017-18, recording its 20th consecutive semester with 3.0 or better GPA in Spring 2018. Baylor led the Big 12 in Graduation Success Rate (GSR) for the fourth straight year while 108 student-athletes earned degrees in the academic year. Four Baylor athletics programs earned NCAA Division I Academic Performance Program awards for scoring in the Top 10 percent nationally in Academic Progress Rate (APR) in their respective sports (baseball, men's basketball, softball and soccer). Nine of 15 Baylor athletics programs tracked by the NCAA matched or improved upon their APR scores from the previous year and baseball, men's basketball, soccer and softball registered perfect one-year APR scores of 1,000, which leads the Big 12 Conference.

The Bears remain committed to giving back with student-athletes volunteering more than 1,500 hours throughout the Waco community. Baylor's Student-Athlete Advisory Committee (SAAC) collected two weeks of food supply for 30 local families during the holiday season. For the 2016-17 school year, a total of 502 coaches, student-athletes, administrators and staff packed a school-record 139,968 meals during the annual Feed My Starving Children initiative.

For the 10th consecutive year, Baylor's Sports Ministry Team traveled to share the love of Christ. Baylor Athletics hosted four international mission trips this year with 60 student-athletes participating in trips to Puerto Rico, Ghana, Mexico and Guatemala.

Rhoades joined the Baylor family from the University of Missouri, where he spent the previous year (2015-16) leading the 20-sport Southeastern Conference intercollegiate athletics department, and he previously served in similar capacities at the University of Houston (2009-15) and the University of Akron (2006-09).

His first year in Columbia saw Mizzou student-athletes register the highest one-semester grade-point in school history at 3.03 for the fall 2015 term; Barry Odom hired as the Tigers' head football coach; wrestler J'den Cox win an NCAA title and earn a berth on the 2016 U.S. Olympic Team; the Tigers' men's swimming and diving team place a program-best eighth at the NCAA Championship and its women's basketball program return to the NCAA Tournament for the first time since 2006. Bolstered by three top 11 NCAA finishes--wrestling (sixth), men's swimming and diving (eighth) and women's swimming and diving (11th), Missouri finished 43rd in the final 2015-16 Learfield Directors' Cup standings.

Rhoades and his staff developed a student-athlete enrichment program, *Mizzou Made: Preparing Champions for Life*. This innovative and comprehensive program is part of a campus community partnership focusing on life skills and career development among other core values.

Before moving to Missouri, Rhoades enjoyed five-and-a-half rewarding years guiding the athletic fortunes at the University of Houston as Vice President for Intercollegiate Athletics. He reignited the Cougars' entire program, hiring 14 new head coaches, including 2015 FWAA First-Year Coach of the Year Tom Herman. Rhoades also oversaw a transformation of the student-athlete experience while also directing marked improvements in the areas of academics, facilities, fundraising and athletic success. In nearly every academic measurement, including grade-point average and the NCAA's Academic Progress Rate, Houston registered record achievements. He also unveiled the Cougar Pride Leadership Academy to equip student-athletes with life-long leadership and life skills.

Houston's football team appeared in four bowl games during Rhoades' six seasons, and enjoyed a historic 2011 campaign which saw it climb to No. 6 in the BCS standings en route to a 13-1 record and its first season-ending finish in The Associated Press Top 25 since 1990.

Known as an outstanding fundraiser, Houston raised nearly $100M and constructed $160M in new facilities during his tenure, including a new on-campus football stadium, a men's and women's basketball training center, a golf academy and a short game facility. Rhoades also negotiated one of the nation's top five facility naming rights agreements at the collegiate level and secured a new multi-media rights deal for Houston. Cougar Pride, Houston Athletics' fundraising arm, set an annual donation record for the fifth-consecutive year in 2013-14 as more than 3,100 Cougar Pride members contributed $4.5M to eclipse the previous mark of $3.5M set the previous year.

Rhoades and University of Houston President Dr. Renu Khator successfully steered the institution into an exciting new era when it was invited in December 2011 to join The American Athletic Conference beginning with the 2013-14 academic year. Houston's first year in The American was arguably one of the finest in school history, as its 2013-14 teams combined for 157 victories, 17 American individual championships, 10 NCAA postseason berths and a pair of American team titles. That successful surge led to Houston's highest national finish in the Learfield Directors' Cup since 2000-01.

Rhoades served as chair of the American Athletic Conference Athletics Directors Committee, Athletics Directors Executive Committee and Athletics Directors Finance Committee after having served Conference USA as chairperson for its Championship and Site Selection Committees.

Prior to his arrival at Houston, Rhoades helped the University of Akron achieve unprecedented academic and athletic success. During his tenure, Zip student-athletes earned: 765 total Dean's List honors, 213 All-Conference honors, 83 Academic All-Conference awards, 20 team championships, 14 Conference Player of the Year awards and 12 All-America honors.

Rhoades' Akron tenure was also marked by the construction of a $61.6M on-campus football stadium, the creation of a women's golf program, three-time recognition for the department's diversity strategy and the hiring of 11 head coaches. UA student-athletes also generously gave back the community during Rhoades' tenure providing more than 5,000 service hours to the greater Akron area during each of the 2006-07 and 2007-08 academic years.

He served as a member of the NCAA Division I Championships/Sports Management Cabinet--as well as its Administrative Committee, and led the Mid-American Conference External Affairs Committee. Rhoades also helped then-MAC Commissioner Rick Chryst negotiate an unprecedented TV contract for the league with ESPN.

Rhoades went to Akron after seven years at UTEP, where he worked his way up the department ranks to become the Miners Executive Senior Associate Athletics Director after starting as Assistant Athletics Director for Development. In his final position at UTEP, Rhoades oversaw all fundraising, the marketing and media relations offices as well as football external operations, men's basketball, men's golf, licensing, Miner Athletic Club and the athletics ticket office.

Rhoades, who holds a bachelor's degree in health sciences from the University of Arizona (1993) and a master's of science degree in athletics administration/sports management from Indiana University (2002), began his intercollegiate athletics career as a marketing assistant in the Yale athletic department (1996) and worked in development at Marquette (1997-98) before joining the UTEP staff in 1998.

Mack and his wife, Amy, have three daughters - Nicolette, Natalie and Noelle.

BAYLOR ATHLETICS DIRECTORS

1903-04	R.N. Watts	1959-68	John Bridgers
1907-08	Luther Burleson	1968-71	Bill Henderson
1908-11	Enoch Mills	1971-80	Jack Patterson
1913-14	Norman Paine	1980-92	Bill Menefee
1914-20	Charles Mosley	1992-93	Grant Teaff
1920-26	Frank Bridges	1993-96	Dick Ellis
1927-40	Morley Jennings	1996-03	Tom Stanton
1941-49	Ralph Wolf	2003-16	Ian McCaw
1950-59	George Sauer	2016-	Mack Rhoades

2018 ROSTER

ALPHABETICAL ROSTER

NO.	PLAYER, POS.
36	Allen Anderson, LB
75	Eleasah Anderson, OL
14	Grayland Arnold, CB
16	Jared Atkinson, WR
23	Kalon Barnes, WR
19	Brandon Bass, QB
65	Christian Beard, OL
18	Zack Bennema, QB
26	Terrel Bernard, LB
21	Henry Black, LB/S
72	Blake Blackmar, OL
11	Gerry Bohanon, QB
47	Kyle Boyd, FB
12	Charlie Brewer, QB
35	Zeke Brown, CB
38	Koby Bullard, FB
41	Jake Copeland, LB/S
39	Colby Delashaw, S
44	Dru Dixon, FB
25	Trestan Ebner, RB
21	Josh Fleeks, WR
63	Jake Fruhmorgen, OL
36	Drew Galitz, P/K
76	Connor Galvin, OL
37	Cody George, TE
80	Jackson Gleeson, WR
31	Harrison Hand, CB
25	Byron Hanspard, Jr., CB
33	JaMycal Hasty, RB
16	Preston Heard, QB
82	Tyler Henderson, TE
87	Christoph Henle, TE
18	Gavin Holmes, WR
11	Jameson Houston, CB
90	Tyrone Hunt, DT
84	Jalen Hurd, WR
45	Bryson Jackson, LB
86	Jamie Jacobs, TE
92	Micheal Johnson, DT
44	Clay Johnston, LB
32	Lenoy Jones, Jr., LB
86	Marques Jones, WR
94	Xavier Jones, DE
62	Dalton Justice, OL
61	Khalil Keith, OL
49	Chad Kelly, LB
70	Jackson Kimble, OL
78	Henry Klinge III, OL
97	Josh Landry, DE
77	Patrick Lawrence, OL
95	Ira Lewis, DT
43	James Lockhart, DE
50	Ashton Logan, LB
27	John Lovett, RB
51	Chris Lutzel, LS
21	Blake Lynch, S
93	James Lynch, DT
69	Josh Malin, OL
96	Connor Martin, K/P
46	Ross Matiscik, LS
96	Cole Maxwell, DT
95	John Mayers, K
14	Jalan McClendon, QB
17	Garret McGuire, QB
58	Michael McNair, LB
42	Jairon McVea, S
15	Chris Miller, S
64	Ryan Miller, OL
37	Mark Milton, CB
15	Denzel Mims, WR

NUMERICAL ROSTER

No.	Name	Pos.	Ht.	Wt.	Yr.	Exp.	Hometown (Previous)
11	Gerry Bohanon	QB	6-3	224	Fr.	HS	Earle, Ark. (Earle HS)
11	Jameson Houston	CB	5-11	196	Jr.	2L	Austin, Texas (St. Michael's Academy)
12	Charlie Brewer	QB	6-1	202	So.	1L	Austin, Texas (Lake Travis HS)
13	Tony Nicholson	WR	5-10	192	Jr.	2L	Grand Prairie, Texas (South Grand Prairie HS)
13	Raleigh Texada	CB	5-10	176	So.	SQ	Frisco, Texas (Centennial HS)
14	Grayland Arnold	CB	5-10	183	Jr.	2L	Kountze, Texas (Kountze HS)
14	Jalan McClendon	QB	6-5	219	Sr.	TR	Charlotte, N.C. (W. Mecklenburg HS / NC State)
14	Chris Platt	WR	5-11	170	Sr.	3L	Willis, Texas (Willis HS)
15	Chris Miller	S	6-0	188	Jr.	2L	Frisco, Texas (Lone Star HS)
15	Denzel Mims	WR	6-3	208	Jr.	2L	Daingerfield, Texas (Daingerfield HS)
15	Preston Weeks	QB	6-4	244	Fr.	HS	Rowlett, Texas (Rowlett HS)
16	Jared Atkinson	WR	6-3	219	Jr.	2L	Mesquite, Texas (Horn HS)
16	Preston Heard	QB	6-0	195	So.	1L	Bellaire, Texas (Episcopal HS)
17	Garret McGuire	QB	5-10	184	R-Fr.	RS	Cedar Hill, Texas (Cedar Hill HS)
17	Pooh Stricklin	WR	6-2	185	Jr.	2L	Waco, Texas (Midway HS)
18	Zack Bennema	QB	6-3	209	Jr.	SQ	Aurora, Ill. (Waubonsie Valley HS)
18	Gavin Holmes	WR	5-11	195	So.	1L	Justin, Texas (Northwest HS)
19	Brandon Bass	QB	5-10	188	Fr.	HS	Addison, Texas (Trinity Christian Academy)
19	R.J. Sneed	WR	6-2	190	So.	1L	Cypress, Texas (Cypress Ranch HS)
20	Craig Williams	RB	5-8	165	Fr.	HS	Crosby, Texas (Crosby HS)
21	Josh Fleeks	WR	5-11	181	Fr.	HS	Dallas, Texas (Cedar Hill HS)
21	Blake Lynch	S	6-3	213	Jr.	2L	Gilmer, Texas (Gilmer HS)
22	JT Woods	S	6-2	183	Fr.	HS	San Antonio, Texas (Steele HS)
23	Kalon Barnes	WR	6-0	179	Fr.	HS	Silsbee, Texas (Silsbee HS)
23	Derrek Thomas	CB	6-3	196	Sr.	TR	Albany, N.Y. (Temple)
24	Jalen Pitre	LB	6-0	206	So.	1L	Stafford, Texas (Stafford HS)
25	Trestan Ebner	RB	5-11	203	So.	1L	Henderson, Texas (Henderson HS)
25	Byron Hanspard, Jr.	CB	5-11	175	Fr.	HS	DeSoto, Texas (DeSoto HS)
26	Terrel Bernard	LB	6-1	220	R-Fr.	RS	La Porte, Texas (La Porte HS)
27	John Lovett	RB	6-0	203	So.	1L	Burlington, N.J. (Cherokee HS)
27	Verkedric Vaughns	S	5-10	193	Sr.	3L	Mesquite, Texas (Poteet HS)
28	Henry Black	LB/S	6-0	202	Jr.	2L	Shreveport, La. (Woodlawn HS)
28	Abram Smith	RB	5-11	210	R-Fr.	RS	Abilene, Texas (Abilene HS)
29	Christian Morgan	S	6-1	200	Fr.	HS	Houston, Texas (Porter HS)
31	Harrison Hand	CB	6-0	192	So.	1L	Cherry Hill, N.J. (Cherry Hill West HS)
32	Lenoy Jones, Jr.	LB	5-11	227	Jr.	2L	Waco, Texas (Midway HS)
33	JaMycal Hasty	RB	5-9	211	Jr.	2L	Longview, Texas (Longview HS)
33	Connor Stanton	S	5-11	185	R-Fr.	RS	Scottsdale, Ariz. (Notre Dame Prep)
34	Marques Jones	WR	6-2	204	Jr.	1L	McKinney, Texas (McKinney HS)
34	Owen Rogers	LB	6-2	211	Jr.	TR	Phoenix, Arizona (Arizona St.)
35	Zeke Brown	CB	6-0	175	So.	SQ	Midlothian, Texas (Midlothian HS)
36	Allen Anderson	LB	6-0	198	So.	SQ	East Bernard, Texas (East Bernard HS)
36	Drew Galitz	P/K	6-0	221	Sr.	3L	Rowlett, Texas (Rowlett HS)
37	Cody George	TE	6-2	256	Jr.	SQ	Lorena, Texas (Lorena HS)
37	Mark Milton	CB	6-1	177	Fr.	HS	Houston, Texas (Clear Brook HS)
38	Koby Bullard	FB	6-1	231	Jr.	SQ	La Vernia, Texas (La Vernia HS)
38	Jordan Williams	LB	6-0	220	Jr.	2L	Paris, Texas (Paris HS)
39	Colby Delashaw	S	6-0	183	Fr.	HS	Frisco, Texas (Wakeland HS)
40	Deonte Williams	DE	6-1	223	So.	1L	Plano, Texas (Prestonwood Christian Academy)
41	Jake Copeland	LB/S	6-0	206	So.	JC	Southlake, Texas (Navarro JC)
42	Jairon McVea	S	5-11	181	So.	1L	Richmond, Texas (George Ranch HS)
43	James Lockhart	DE	6-3	261	Jr.	TR	Ennis, Texas (Ennis HS / Texas A&M)
44	Dru Dixon	RB	6-1	230	R-Fr.	RS	Phoenix, Ariz. (Pinnacle HS)
44	Clay Johnston	LB	6-1	226	Jr.	2L	Abilene, Texas (Wylie HS)
45	Bryson Jackson	LB	6-2	210	R-Fr.	RS	Mansfield, Texas (Lake Ridge HS)
46	Ross Matiscik	LS	6-0	230	Jr.	2L	McKinney, Texas (McKinney Boyd HS)
47	Kyle Boyd	FB	6-2	240	Jr.	2L	Mesquite, Texas (Horn HS)
48	BJ Thompson	DE	6-6	208	So.	1L	England, Ark. (England HS)
49	Chad Kelly	LB	6-1	232	So.	1L	Grapevine, Texas (Faith Christian School)
50	Ashton Logan	LB	6-2	228	R-Fr.	RS	Temple, Texas (Temple HS)
51	Chris Lutzel	LS	5-9	191	Jr.	2L	Huntersville, N.C. (Southlake Christian Academy)
51	Jackson Shupp	DE	6-5	220	Fr.	HS	The Woodlands, Texas (The Woodlands HS)
52	Greg Roberts	DE	6-5	264	Sr.	3L	Nacogdoches, Texas (Nacogdoches HS)
52	Sam Tecklenburg	OL	6-4	306	Jr.	2L	Plano, Texas (Plano HS)
53	Jason Moore	OL	6-3	288	R-Fr.	RS	Frisco, Texas (Independence HS)
54	Marje Smith	DE	6-4	217	Fr.	HS	Marshall, Texas (Marshall HS)
55	Xavier Newman	OL	6-3	305	So.	1L	Desoto, Texas (Desoto HS)
57	Johncarlo Valentin	OL	6-4	332	Jr.	JC	Philadelphia, Pa. (Imhotep Charter / ASA College)
58	Michael McNair	LB	6-2	236	So.	SQ	Richardson, Texas (Plano East HS)

2018 ROSTER

NUMERICAL ROSTER

No.	Name	Pos.	Ht.	Wt.	Yr.	Exp.	Hometown (Previous)
58	Ty Smith	OL	6-3	294	R-Fr.	RS	Argyle, Texas (Argyle HS)
61	Khalil Keith	OL	6-5	311	R-Fr.	RS	Alpine, Ala. (Winterboro HS)
62	Dalton Justice	OL	6-2	280	Jr.	SQ	Thomas, Okla. (Thomas-Fay-Custer HS)
63	Jake Fruhmorgen	OL	6-6	293	Jr.	TR	Tampa, Fla. (Plant HS / Clemson)
64	Ryan Miller	OL	6-2	290	So.	SQ	Southlake, Texas (Carroll HS)
65	Christian Beard	OL	6-3	298	Sr.	TR	Waco, Texas (Midway HS / Arkansas St. / Trinity Valley CC / UCF)
67	Thor Rodoni	LS	6-2	203	So.	RS	Los Banos, Calif. (Pacheco HS)
69	Josh Malin	OL	6-6	301	Sr.	2L	Cibolo, Texas (Steele HS)
70	Jackson Kimble	OL	6-3	286	Fr.	HS	Southlake, Texas (Southlake Carroll HS)
71	Jim Threet	OL	6-5	310	Jr.	SQ	Sunnyvale, Texas (Sunnyvale HS)
72	Blake Blackmar	OL	6-5	326	Sr.	3L	Houston, Texas (Clear Lake HS)
74	Prince Pines	OL	6-4	354	Fr.	HS	Baton Rouge, La. (Tara HS)
75	Eleasah Anderson	OL	6-4	306	R-Fr.	RS	Houston, Texas (Taylor HS)
75	Brayden Utley	DE	6-2	225	Fr.	HS	Los Angeles, Calif. (Loyola HS)
76	Connor Galvin	OL	6-7	279	Fr.	HS	Katy, Texas (Katy HS)
77	Patrick Lawrence	OL	6-6	311	Sr.	3L	Waxahachie, Texas (Waxahachie HS)
78	Henry Klinge III	OL	6-5	293	R-Fr.	RS	Southlake, Texas (Carroll HS)
79	Casey Phillips	OL	6-6	291	Fr.	HS	Franklin, Texas (Franklin HS)
80	Jackson Gleeson	WR	6-0	180	Fr.	HS	Mansfield, Texas (Mansfield HS)
81	Tyquan Thornton	WR	6-3	165	Fr.	HS	Miami, Fla. (Booker T. Washington HS)
82	Tyler Henderson	TE	6-4	244	R-Fr.	RS	Kyle, Texas (Lehman HS)
83	Russell Morrison	WR	5-11	192	So.	SQ	Katy, Texas (Cinco Ranch HS)
84	Jalen Hurd	WR	6-4	217	Sr.	TR	Hendersonville, Tenn. (Beech Senior HS / Tennessee)
85	Ben Sims	TE	6-4	249	Fr.	HS	San Antonio, Texas (Clark HS)
86	Jamie Jacobs	TE	6-4	243	Sr.	3L	Waco, Texas (Midway HS)
87	Christoph Henle	TE	6-6	251	Fr.	HS	Innsbruck, Austria (The Oakridge School)
88	Bralen Taylor	TE	6-7	241	Fr.	HS	Cuero, Texas (Cuero HS)
89	Jay Sedwick	K	6-0	196	So.	1L	Arlington, Texas (Grace Prep)
89	Trevor White	WR	5-7	165	Sr.	2L	Arlington, Texas (Martin HS)
90	Tyrone Hunt	DT	6-4	300	Jr.	2L	Arp, Texas (Arp HS)
91	Rob Saulin	DT	6-5	280	R-Fr.	RS	Pennsville, N.J. (Pennsville Memorial HS)
92	Micheal Johnson	DT	6-1	291	Jr.	2L	Missouri City, Texas (Hightower HS)
93	James Lynch	DT	6-4	285	So.	1L	Round Rock, Texas (Round Rock HS)
94	Xavier Jones	DE	6-3	228	Sr.	3L	Magnolia, Texas (Magnolia West HS)
95	Ira Lewis	DT	6-3	290	Sr.	3L	Houston, Texas (Lamar HS)
95	John Mayers	K	5-10	167	Fr.	HS	Flower Mound, Texas (Marcus HS)
96	Connor Martin	K/P	5-9	173	Jr.	2L	Frisco, Texas (Centennial HS)
96	Cole Maxwell	DT	6-5	284	R-Fr.	RS	Allen, Texas (Allen HS)
97	Josh Landry	DE	6-2	256	Fr.	HS	Houston, Texas (Lamar HS)
97	Issac Power	P	6-1	208	Fr.	HS	Castle Rock, Colo. (Ponderosa HS)
98	Chidi Ogbonnaya	DT	6-5	275	R-Fr.	RS	Houston, Texas (Langham Creek HS)
99	Bravvion Roy	DT	6-1	330	Jr.	2L	Spring, Texas (Spring HS)

ALPHABETICAL ROSTER

NO.	*PLAYER, POS.*
53	Jason Moore, OL
29	Christian Morgan, S
83	Russell Morrison, WR
55	Xavier Newman, OL
13	Tony Nicholson, WR
98	Chidi Ogbonnaya, DT
79	Casey Phillips, OL
74	Princeton Pines, OL
24	Jalen Pitre, LB
14	Chris Platt, WR
97	Issac Power, P
52	Greg Roberts, DE
67	Thor Rodoni, LS
34	Owen Rogers, LB
95	Bravvion Roy, DT
91	Rob Saulin, DT
89	Jay Sedwick, K
85	Ben Sims, TE
51	Jackson Shupp, DT
28	Abram Smith, RB
54	Marje Smith, DE
58	Ty Smith, OL
19	R.J. Sneed, WR
33	Connor Stanton, S
17	Pooh Stricklin, WR
88	Bralen Taylor, TE
52	Sam Tecklenburg, OL
13	Raleigh Texada, CB
23	Derrek Thomas, CB
48	BJ Thompson, DE
81	Tyquan Thornton, WR
71	Jim Threet, OL
75	Brayden Utley, DE
57	Johncarlo Valentin, OL
27	Verkedric Vaughns, S
15	Preston Weeks, QB
89	Trevor White, WR
20	Craig "Sqwirl" Williams, RB
40	Deonte Williams, DE
38	Jordan Williams, LB
22	JT Woods, S

COACHING AND SUPPORT STAFF

Head Coach: Matt Rhule (Penn State, 1997)
Defensive Coordinator/Safeties: Phil Snow (Cal State Hayward, 1978)
Co-Offensive Coord./Running Backs: Jeff Nixon (Penn State, 1998)
Co-Offensive Coord./Quarterbacks: Glenn Thomas (Texas Tech, 1998)
Asst. Head Coach/Cornerbacks: Francis Brown (Western Carolina, 2006)
Asst. Coach/Offensive Line: Shawn Bell (Baylor, 2006)
Asst. Coach/Secondary: Evan Cooper (Temple, 2009)
Asst. Coach/Wide Receivers: Frisman Jackson (Northern Illinois, 2009)
Asst. Coach/Tight Ends: Joey McGuire (UT Arlington, 1995)
Asst. Coach/Defensive Line: Frank Okam (Texas, 2007)
Asst. Coach/Recruiting Coord./Linebackers: Mike Siravo (Boston College, 1998)

Senior Offensive Consultant: George DeLeone (UConn, 1970)
Assoc. AD for Football Operations: Sean Padden (Catholic University, 1997)
Assoc. AD for Football Relations: David Wetzel (Baylor, 1991)
Director of Recruiting: Marcus Satterfield (ETSU, 1999)
Director of Football Technology: Matthew Delgado (San Jose State, 2010)
Director of Player Personnel: Eric Josephs (Wisconsin, 2011)
Assoc. Director of Football Admin.: Samantha Diamond (Temple, 2011)
Assoc. Director of Football Operations: Ryan Kelly (Norwich University, 2011)
Assoc. Director of Football Operations: Emily Smith (Auburn, 2009)
Assoc. Director of Football Technology: Robert Perez (Baylor, 2010)
Assoc. Director of Player Personnel: Mike Wallace (Temple, 2016)
Assoc. Director of Player Development: Stephen Smith (Southwestern, 2006)
Defensive Quality Control: Bobby Maffei (Nebraska, 2011)
Defensive Quality Control: Rob Dvoracek (Temple, 2015)
Offensive Quality Control: Matt Lombardi (Delaware, 2013)
Offensive Quality Control: Damiere Shaw (Temple, 2016)
Graduate Assistant Coach: Jarred Alwan (Temple, 2016)
Graduate Assistant Coach: Kirk Bryant (Mississippi College, 2015)
Graduate Assistant Coach: Josh Cochran (Texas, 2014)

Director of Athletics Performance: Jeremy Scott (Lock Haven, 1996)
Assistant AD for Sports Performance: Andrew Althoff (Loras College, 2006)
Assoc. Director of Athletics Performance: Jake Cox (Kansas, 2008)
Athletics Performance Coach: Corey Campbell (Georgia, 2013)
Athletics Performance Coach: Kevin Kroboth (Temple, 2012)
Asst. Athletics Performance Coach: James Heiss (IUP, 2014)
Director of Sports Medicine: Dave Snyder (Georgia, 2003)
Athletics Trainer: Matt Kuehl (Minnesota State, 2007)
Asst. Director of Rehab Services: Ryan Ross (UT-Chattanooga, 2012)

PRESEASON DEPTH CHART

OFFENSE

WR **14 CHRIS PLATT (5-11, 170, SR.)**
81 Tyquan Thornton (6-3, 165, Fr.)
IR **84 JALEN HURD (6-4, 217, SR.)**
13 Tony Nicholson (5-10, 192, Jr.)
LT **69 JOSH MALIN (6-6, 301, SR.)**
79 Jake Fruhmorgen (6-6, 293, Jr.)
LG **55 XAVIER NEWMAN (6-3, 305, SO.)**
78 Henry Klinge III (6-5, 293, R-Fr.)
C **52 SAM TECKLENBURG (6-4, 306, Jr.)**
64 Ryan Miller (6-2, 290, So.)
RG **72 BLAKE BLACKMAR (6-5, 326, SR.)**
65 Christian Beard (6-3, 298, Sr.)
RT **77 PATRICK LAWRENCE (6-6, 311, SR.)**
75 Eleasah Anderson (6-4, 306, R-Fr.)
TE **86 JAMIE JACOBS (6-4, 243, SR.)**
82 Tyler Henderson (6-4, 244, R-Fr.)
WR **15 DENZEL MIMS (6-3, 208, JR.)**
17 Pooh Stricklin (6-2, 185, Jr.)
QB **12 CHARLIE BREWER (6-1, 202, SO.)**
11 Gerry Bohanon (6-3, 224, Fr.) OR
14 Jalan McClendon (6-5, 219, Sr.)
RB **33 JAMYCAL HASTY (5-9, 211, Jr.)**
25 Trestan Ebner (5-11, 203, SO.) OR
27 John Lovett (6-0, 203, So.)
FB **33 KOBY BULLARD (6-1, 231, Jr.)**
47 Kyle Boyd (6-2, 240, Jr.)

DEFENSE

END **52 GREG ROBERTS (6-5, 264, SR.)**
43 James Lockhart (6-3, 261, Jr.)
NT **95 IRA LEWIS (6-3, 290, SR.)**
93 James Lynch (6-4, 285, So.)
DT **90 TYRONE HUNT (6-4, 300, JR.)**
99 Bravvion Roy (6-1, 330, Jr.)
RUSH **94 XAVIER JONES (6-3, 228, SR.)**
40 Deonte Williams (6-1, 223, So.)
WLB **38 JORDAN WILLIAMS (6-0, 220, JR.)**
24 Jalen Pitre (6-0, 206, So.)
MLB **44 CLAY JOHNSTON (6-1, 226, JR.)**
49 Chad Kelly (6-1, 232, So.)
SLB **28 HENRY BLACK (6-0, 202, JR.)**
45 Bryson Jackson (6-2, 210, R-Fr.)
CB **31 HARRISON HAND (6-0, 192, SO.)**
13 Raleigh Texada (5-10, 176, So.)
FS **27 VERKEDRIC VAUGHNS (5-10, 193, SR.)**
15 Chris Miller (6-0, 188, Jr.)
BS **21 BLAKE LYNCH (6-3, 213, JR.)**
29 Christian Morgan (6-1, 200, Fr.)
CB **14 GRAYLAND ARNOLD (5-10, 183, JR.)**
11 Jameson Houston (5-11, 196, Jr.)

SPECIAL TEAMS

FG **96 CONNOR MARTIN (5-9, 173, JR.)**
36 Drew Galitz (6-0, 221, Sr.)
KO **89 JAY SEDWICK (6-0, 196, SO.)**
36 Drew Galitz (6-0, 221, Sr.)
P **36 DREW GALITZ (6-0, 221, SR.)**
96 Connor Martin (5-9, 173, Jr.)
KR **25 TRESTAN EBNER (5-11, 203, So.)**
89 Trevor White (5-7, 165, Sr.)
PR **14 GRAYLAND ARNOLD (5-10, 183, JR.)**
81 Tyquan Thornton (6-3, 165, Fr.)
LS **46 ROSS MATISCIK (6-0, 230, JR.)**
SS **51 CHRIS LUTZEL (5-9, 191, JR.)**
H **36 DREW GALITZ (6-0, 221, SR.)**
46 Ross Matiscik (6-0, 230, Jr.)

CAREER STARTS

29 Jalen Hurd (*29*)
25 Blake Blackmar, Patrick Lawrence
19 Ira Lewis
16 Greg Roberts
15 Sam Tecklenburg
14 Chris Platt
13 Grayland Arnold, Denzel Mims
11 Tyrone Hunt
10 Clay Johnston
9 Jake Fruhmorgen (*9*), Harrison Hand, Blake Lynch, Verkedric Vaughns
8 Xavier Newman, Jalen Pitre
7 Tony Nicholson
6 Henry Black
5 Bravvion Roy, Pooh Stricklin
4 Charlie Brewer, Gavin Holmes, Jameson Houston, Xavier Jones, John Lovett, Deonte Williams, Jordan Williams
3 JaMycal Hasty, Jamie Jacobs, Derrek Thomas (*3*)
2 Jared Atkinson, Kyle Boyd, Lenoy Jones Jr., Josh Malin, Ryan Miller
1 Micheal Johnson, Marques Jones, Jairon McVea, Chris Miller, Rob Saulin, RJ Sneed, BJ Thompson

CONSECUTIVE STARTS

25 Patrick Lawrence
24 Blake Blackmar
11 Grayland Arnold
9 Clay Johnston

CAREER GAMES PLAYED

38 Blake Blackmar, Pat Lawrence
35 Verkedric Vaughns
34 Jalen Hurd (*34*)
31 Drew Galitz
30 Ira Lewis, Chris Platt, Greg Roberts
27 Jamie Jacobs
26 Derrek Thomas (*26*)
25 Henry Black, Tyrone Hunt, Josh Malin, Ross Matiscik, Sam Tecklenburg, Jordan Williams
24 Chris Lutzel, Tony Nicholson
23 Kyle Boyd, Blake Lynch, Denzel Mims
22 Jameson Houston, Xavier Jones
21 Jared Atkinson, Clay Johnston, Lenoy Jones Jr., Bravvion Roy
20 Grayland Arnold, JaMycal Hasty, Jalan McClendon (*20*)
19 Jake Fruhmorgen (*19*), Chris Miller, Pooh Stricklin
17 Trevor White
16 James Lockhart (*16*)
15 Micheal Johnson
14 Connor Martin
12 Harrison Hand, Marques Jones, Jalen Pitre
11 Timarcus Davis, Trestan Ebner, John Lovett, James Lynch, Xavier Newman
10 Jairon McVea, Ryan Miller
9 Gavin Holmes, BJ Thompson, Deonte Williams
8 Charlie Brewer, Chad Kelly
7 Jay Sedwick, RJ Sneed
4 Russell Morrison, Rob Saulin
3 Terrel Bernard, Zeke Brown, Dru Dixon, Preston Heard, Dalton Justice, Raleigh Texada
2 Christian Beard (*2*)
1 Zack Bennema, Koby Bullard, Cody George, Thor Rodoni, Jim Threet

PRONUNCIATION GUIDE

ELEASAH Anderson	ELLY-aye-suh
GRAYLAND Arnold	GRAY-lund
KALON Barnes	KAY-lun
TERREL Bernard	TUH-rell
GERRY Bohanon	Gary
Trestan EBNER	EBB-nurr
Jake FRUHMORGEN	froo-MOHR-gen
Drew GALITZ	GAY-litz
YLIJAAH Hall	e-LIE-juh
CHRISTOPH HENLE	KRISS-toff HEN-lee
MARQUES Jones	MAR-kuss
XAVIER Jones	ex-AY-vee-uhr
KHALIL Keith	KUH-leal
Henry KLINGE	Cling
Josh MALIN	MAY-luhn
Ross MATISCIK	Mat-IZ-sick
JAIRON MCVEA	JARE-un MICK-vay
XAVIER Newman	ex-AY-vee-uhr
CHIDI OGBONNAYA	CHEE-dee OH-bug-nye-uh
Jalen PITRE	PEE-tree
Thor RODONI	RUH-dohn-ee
BRAVVION Roy	BRAY-vee-on
MARJE Smith	MAR-jay
BRALEN Taylor	BRAY-lin
RALEIGH TEXADA	RAW-lee tuh-HAH-duh
TYQUAN Thornton	tye-KWON
Johncarlo VALENTIN	Val-in-tin
VERKEDRIC Vaughns	vuhr-KED-rick

PLAYERS

36
ALLEN ANDERSON
LB • 6-0 • 198 • SO. • SQ
EAST BERNARD, TEXAS (EAST BERNARD HS)

2017 (Redshirt Freshman): Saw first action of his career against Texas ... did not record any statistics

2016 (Freshman): Redshirted.

High School: Three-year letterwinner at East Bernard High School under head coach Jerry Long ... Helped team to three straight district titles ... APSE all-state, THSCA all-state, TSWA all-state and UIL first-team all-district member as senior ... District MVP with 920 rushing yards and 142 tackles as running back and linebacker as senior ... TSWA all-state honorable mention as junior ... UIL first-team all-district linebacker with 110 tackles as junior ... UIL second-team all-district running back with 550 rushing yards as junior ... Also played basketball, baseball and ran track ... Two-time first-team all-district outfielder and district defensive MVP as senior in baseball ... District defensive MVP as senior and first-team all-district as junior in basketball ... Holds school record in 4x200-meter relay in track.

Personal: Son of Andy and Rhonda Anderson ... Father was All-American track runner at Baylor in 1988 in indoor 4x800-meter relay ... Four-time academic all-state honoree ... National Honor Society member ... Fellowship of Christian Athletes member ... Double major in Information Systems and Supply Chain Management.

75
ELEASAH ANDERSON
OL • 6-4 • 306 • R-FR. • RS
HOUSTON, TEXAS (TAYLOR HS)

2017 (Freshman): Redshirted

High School: Two-time all-district offensive lineman from Alief Taylor High School in Houston, Texas ... Played under head coaches Brian Randle and J.D. Jordan at ATHS ... Rated nation's 97th-best OT prospect in 2017 signing class by ESPN and No. 121 by 247Sports ... Ranked No. 59 on VYPE's Top 100 prospects in Houston and No. 155 in-state recruit by 247Sports ... Earned 2016 All-District 23-6A first-team honors following senior season, helped lead Alief Taylor to 9-2 record ... Also named 2016 first-team Academic All-District 23-6A for excellence in classroom ... Named 2015 first-team All-District 23-6A as junior, led ATHS to 8-3 record ... Helped ATHS to three district titles in high school career.

Personal: Son of Twanique McLean and Robert Anderson ... major is Film and Digital Media.

14
GRAYLAND ARNOLD
CB • 5-10 • 183 • JR. • 2L
KOUNTZE, TEXAS (KOUNTZE HS)

Physical, aggressive third-year defensive back ... 2018 second team preseason All-Big 12 (Phil Steele) ... 2018 third team preseason All-Big 12 (Athlon) ... Returning starter, ranks tied for seventh among Baylor active leaders in career starts (13) and fourth in consecutive starts (11) ... Voted single-digit number by teammates in August 2017.

2017 (Sophomore): Played in nine games and started all nine times ... Tallied career highs of 35 tackles, three TFLs, seven PBUs on season, and had first career interception ... Ranked 14th in Big 12 with seven PBUs ... Started at No. 10 TCU, tied career high in tackles (6) and had career-high solo stops (5) while adding 1.5 TFLs ... Started vs. Iowa State, posted four tackles and career-high-tying two PBUs ... Started vs. Texas Tech, made then-career-high six tackles and had one PBU ... Started at Kansas, had four tackles, one TFL and one PBU ... Started vs. Texas, made first career interception with 20-yard return while adding one PBU and four tackles ... Started vs. No. 23 West Virginia, made then-career-high five tackles, one PBU and 0.5 TFLs ... Started at No. 14 Oklahoma State, had three tackles with one PBU and forced and recovered first career fumble on same play ... Started at Kansas State but did not record any stats ... Made season debut and started vs. No. 3 Oklahoma, had three tackles ... Missed games at Duke, vs. UTSA and Liberty due to injury.

2016 (Freshman): Played in 11 games with four starts ... Tallied 20 tackles (17 solo) with 2.0 tackles for loss ... Also had four breakups ... Started, had career-high nine tackles (eight solo) with career-high two TFLs vs. Boise State ... Started, had three tackles and career-best two PBUs at No. 13 WVU ... Notched one tackle vs. Texas Tech ... Had two tackles and one PBU vs. Kansas State ... Returned from injury and had one tackle at No. 9 Oklahoma ... Did not play vs. TCU due to injury ... Started but did not record any stats at Texas, left game early due to injury ... Earned career-first start against KU, recording career-best four stops ... Did not play at Rice, played only on special teams vs. OSU & at ISU ... Recorded PBU in reserve roll against SMU ... Served as reserve DB in win over NSU.

High School: National top 200 recruit and two-sport star from Kountze (Texas) High School ... Two-way, multipurpose football player under head coaches Duane Joubert and Tracy Franklin ... All-state honoree in football and basketball at Kountze ... Rated nation's No. 183 prospect overall on Top247 ... National position rating among cornerbacks: 19th by 247Sports, 53rd by Scout, 62nd by Rivals, 83rd by ESPN ... Rankings among Texas recruits: 29th by 247Sports, 65th by Rivals, 77th on Lone Star 100, on Waco Tribune-Herald Top 100 and 107th on Dave Campbell Texas Football Texas Top 150 ... Played cornerback, safety, quarterback, receiver and returned kickoffs and punts at Kountze ... Named 2015 Class 3A DI All-State first-team defensive back as senior, also all-district as two-way player (first-team All-District 12-3A as safety and second-team as quarterback) ... Named 2014 District 12-3A Offensive MVP, threw for 1,639 yards and 18 touchdowns, ran for 531 yards and 11 scores and made seven receptions ... Defensively totaled 49 tackles (one for loss), two interceptions (one returned for TD), four forced fumbles, and four fumble recoveries (one TD) as senior ... Two-way, first-team All-District 10-2A honoree at cornerback and receiver in 2013, helped KHS to 6-5 record and bi-district finals ... Accomplished basketball point guard, two-time all-state honoree and district MVP as sophomore and junior ... Also ran track and competed in tennis for KHS.

Personal: Son of Grayland and Deborah Arnold ... Major is kinesiology.

ARNOLD CAREER STATISTICS

DEFENSIVE

YEAR	G/GS	UT	AT	TT	TFL-YD	QBS-YD	FF/FR	PBU	INT-YD
2016	11/4	17	3	20	2.0-10	0-0	0/0	4	0-0
2017	9/9	26	9	35	3.0-8	0-0	1/1	7	1-20
CAREER	**20/13**	**43**	**12**	**55**	**5.0-18**	**0-0**	**1/1**	**11**	**1-20**

CAREER BESTS

Tackles: 6 vs. Texas Tech (11/11/17); at TCU (11/24/17)
Solo Tackles: 5 at TCU (11/24/17)
Tackles-For-Loss: 2 vs. Boise State (12/27/16)
Interceptions: 1 vs. Texas (10/28/17)
Forced Fumbles: 1 at Oklahoma State (10/14/17)
Fumble Recoveries: 1 at Oklahoma State (10/14/17)
Pass Breakups: 2 at WVU (12/3/16); vs. ISU (11/18/17)

ARNOLD'S GAME-BY-GAME DEFENSIVE STATS

DATE		OPPONENT	TT	UT	AT	PD	INT-YDS
9/2/16		NORTHWESTERN STATE	0	0	0	0	0-0
9/10/16		SMU	0	0	0	1	0-0
9/16/16		at Rice		DID NOT PLAY			
9/24/16	*	OKLAHOMA STATE	0	0	0	0	0-0
10/1/16	*	at Iowa State	0	0	0	0	0-0
10/15/16	*	KANSAS	4	4	0	0	0-0
10/29/16	*	at Texas	0	0	0	0	0-0
11/5/16	*	TCU		DID NOT PLAY			
11/12/16	*	at Oklahoma	1	1	0	0	0-0
11/19/16	*	KANSAS STATE	2	1	1	1	0-0
11/25/16	*	vs. Texas Tech	1	1	0	0	0-0
12/3/16	*	at West Virginia	3	2	1	2	0-0
12/27/16		vs. Boise State	9	8	1	0	0-0

PLAYERS

DATE		OPPONENT	TT	UT	AT	PD	INT-YDS
9/2/17		LIBERTY			DID NOT PLAY		
9/9/17		UTSA			DID NOT PLAY		
9/16/17		at Duke			DID NOT PLAY		
9/23/17	*	OKLAHOMA	3	3	0	0	0-0
9/30/17	*	at Kansas State	0	0	0	0	0-0
10/14/17	*	at Oklahoma State	3	2	1	1	0-0
10/21/17	*	WEST VIRGINIA	5	3	2	1	0-0
10/28/17	*	TEXAS	4	3	1	1	1-20
11/4/17	*	at Kansas	4	3	1	1	0-0
11/11/17	*	vs.Texas Tech	6	4	2	1	0-0
11/18/17	*	IOWA STATE	4	3	1	2	0-0
11/24/17	*	at TCU	6	5	1	0	0-0

16
JARED ATKINSON

WR • 6-3 • 219 • JR. • 2L
MESQUITE, TEXAS (HORN HS)

Talented third-year wideout ... Ranks tied for 12th among active Baylor players with 21 career games played ... Started final two games of 2017 season.

2017 (Sophomore): Played in all 12 games with two starts ... Had career highs of five receptions and 73 receiving yards ... Started at No. 10 TCU, set career highs with three catches for 49 yards, including career-long 25-yard grab ... Made first career start vs. Iowa State, one rush for eight yards ... Made one grab for five yards vs. Texas Tech ... Had one catch for 19 yards at Kansas and tossed first career pass for 20 yards to QB Charlie Brewer ... Played but did not record any stats vs. Texas ... Played vs. No. 23 West Virginia but did not record any stats ... Played at No. 14 Oklahoma State but did not record any stats ... Played at Kansas State but did not record any stats ... Had one rush for seven yards against No. 3 Oklahoma ... Saw action in first three games, but did not record any stats.

2016 (Freshman): Played in nine games ... Recorded first career catch in season opening win over Northwestern State ... Had five-yard reception vs. Kansas ... Made season-long 20-yard grab at West Virginia ... Posted one catch for 10 yards in bowl win over Boise State.

High School: National top 300 recruit and two-sport playmaker from Horn High School in Mesquite, Texas ... Versatile athlete played receiver, quarterback and returner at HHS under head coach Mike Overton ... Rated No. 149 overall national prospect on Top247 and No. 240 on ESPN300 ... National rankings among wide receivers: 26th by 247Sports, 39th by ESPN, 69th by Scout ... Rated 42nd in region by ESPN ... Rankings among prospects in Texas: No. 23 by 247Sports, No. 39 by ESPN, also on Waco Tribune-Herald Top 100 ... Earned 2015 first-team All-District 10-6A honors at wide receiver after leading Horn to 6-5 record ... Had 570 yards and six touchdowns on 27 receptions as senior ... Totaled 216 yards and one TD on 10 receptions (21.6 yards per catch), 197 yards and two TDs on 16 rushes (12.3 rushing average) as junior in 2014, led HHS to 11-2 mark and to regional semifinals ... Also an accomplished track athlete ... eight-time Junior Olympic qualifier ... competed in the 200m, 400m and relay events ... eight-time track All-American ... Holds Horn HS record in 100m and 200m.

Personal: Son of Keith and Monique Atkinson ... Major is kinesiology.

ATKINSON CAREER STATISTICS

RECEIVING

YEAR	G/GS	REC	YD	AVG	TD	LP/OPPONENT
2016	9/0	4	44	11.0	0	20/at West Virginia
2017	12/2	5	73	14.6	0	25/at TCU
CAREER	**21/2**	**9**	**117**	**13.0**	**0**	**25/at TCU**

CAREER BESTS
Receptions: 3 at TCU (11/24/17)
Receiving Yards: 49 at TCU (11/24/17)
Touchdowns: N/A
Longest Reception: 25 at TCU (11/24/17)
100-Yard Games: Season (0); Career (0)
200-Yard Games: Season (0); Career (0)

ATKINSON'S GAME-BY-GAME RECEIVING STATS

DATE		OPPONENT	REC	YDS	AVG	TD	TD YDS
9/2/16		NORTHWESTERN STATE	2	21	10.5	1	10
9/10/16		SMU	1	22	22.0	0	--
9/16/16		at Rice			DID NOT PLAY		
9/24/16	*	OKLAHOMA STATE			DID NOT PLAY		
10/1/16	*	at Iowa State			DID NOT PLAY		
10/15/16	*	KANSAS	2	51	25.5	0	--
10/29/16	*	at Texas	1	45	45.0	0	--
11/5/16	*	TCU	1	14	14.0	0	--
11/12/16	*	at Oklahoma	3	23	7.7	0	--
11/19/16	*	KANSAS STATE	1	19	19.0	1	19
11/25/16	*	vs. Texas Tech			DID NOT PLAY		
12/3/16	*	at West Virginia			DID NOT PLAY		
12/27/16	*	vs. Boise State	2	31	15.5	0	--

DATE		OPPONENT	REC	YDS	AVG	TD	TD YDS
9/2/17		LIBERTY	3	60	20.0	0	--
9/9/17		UTSA	0	0	0.0	0	--
9/16/17		at Duke	1	2	2.0	0	--
9/23/17	*	OKLAHOMA	6	85	14.2	0	--
9/30/17	*	at Kansas State	9	102	11.3	0	--
10/14/17	*	at Oklahoma State	3	41	13.7	0	--
10/21/17	*	WEST VIRGINIA	1	9	9.0	0	--
10/28/17	*	TEXAS	0	0	0.0	0	--
11/4/17	*	at Kansas			DID NOT PLAY		
11/11/17	*	vs. Texas Tech	8	99	12.4	1	6
11/18/17	*	IOWA STATE	1	16	16.0	0	--
11/24/17	*	at TCU	0	0	0.0	0	--

23
KALON BARNES

WR • 6-0 • 179 • FR. • HS
SILSBEE, TEXAS (SILSBEE HS)

One of the fastest player in the nation, regardless of class ... all conditions 100 meter personal best of 10.04 ... 200m PR is 20.55 ... won Texas high school 100 and 200 meter titles in both 2017 and 2018 ... nickname is "Boogie"

High School: Played at Silsbee High School for coach Randy Smith ... helped team to 7-5 record in 2017 ... 600 receiving yards and nine touchdowns ... four return touchdowns ... four interceptions on defense ... Dave Campbell's Texas Football Texas Top 300 ... Four-star prospect according to ESPN ... No. 45 in Texas ... No. 52 wide receiver nationally ... Rated three stars by 247 Sports ... No. 52 in Texas ... No. 69 wide receiver nationally ... Rivals rates three stars ... No. 80 in Texas ... No. 82 wide receiver ... two-time Texas 100m and 200m state champ ... owns Texas High School 100 meter record with a PR mark of 10.22 in 2017 ... 10.22 won him gold at the state meet ... also won gold at 200 meters (21.28) and silver in the 4x100m relay ... won 2017 Adidas Dream 100 in 10.34 ... new PR of 20.54 in 200 meters at Pre Classic in Eugene, Oregon on May 27, 2017 ... helped Silsbee to 6-5 season in 2016 ... named first team All-District as a junior ... 34 catches for 583 yards and eight touchdowns in 2016 ... 19 receptions for 315 yards and five touchdowns as a sophomore ... Picked Baylor over Georgia, Kansas State, Missouri, TCU, Texas and Texas A&M ... will also run track at Baylor.

Personal: Son of Retina and Chris Barnes ... majoring in business

PLAYERS

19
BRANDON BASS
QB • 5-10 • 188 • FR. • HS
ADDISON, TEXAS (TRINITY CHRISTIAN)

High School: Played for Trinity Christian Academy and coach Mark Howard ... passed for 530 yards in 10 games as a senior ... threw six touchdowns and seven interceptions ... also rushed for 141 yards on 76 carries and one scroe ... also ran track

Personal: Son of George and Paula Bass ... father is a 1982 Baylor graduate ... has one sister, Savannah ... majoring in sports management

65
CHRISTIAN BEARD
OL • 6-3 • 298 • SR. • TR
WACO, TEXAS (UCF)

Transfer offensive lineman from UCF ... Sat out 2017 season as transfer ... has one season of eligibility remaining

2017 (Junior): Sat out to satisfty NCAA transfer requirements.

Prior to Baylor: Played in two games in 2016 at UCF before suffering injury ... Saw action against FIU and South Carolina State ... Played 2015 season at Trinity Valley CC in Athens, Texas ... Helped Cardinals to SWJCFC title in lone season with TVCC ... Paved way for offense that averaged 656.1 yards per game and 57.7 points per game ... Ranked as No. 12 offensive guard among junior college players by 247Sports ... All-Southwest Junior College Honorable Mention in 2015 ... Blocked for league's Most Valuable Player in quarterback Jerod Evans ... Team went 7-3 with trip to SWJC Football Conference regional playoffs ... Spent redshirt freshman season at Arkansas State.

High School: Played at Midway High School in Waco ... Associated Press Class 5A All-State selection ... Played in the National Underclassmen All-American game in Myrtle Beach, S.C. ... Unanimous selection to the All-District 8-5A Team ... Graded out at 94 percent with 57 pancakes in 2013 ... Named to the Waco Tribune's 2013 Super Centex Team as a first-team member ... Helped lead Midway to a 2013 Bi-District championship in the state playoffs ... Ranked No. 4 on the Waco Tribune's Centex Top 25 prospects in Central Texas ... Three-star recruit ranked as the No. 105 offensive tackle in the nation by ESPN.com ... Three-star recruit in 247Sports.com's composite ratings, and listed as the No. 88 offensive guard in the nation

Personal: Son of Joe and Sherry Beard ... Majoring in political science.

18
ZACK BENNEMA
QB • 6-3 • 209 • JR. • SQ
AURORA, ILL. (WAUBONSIE VALLEY HS)

2016 (Sophomore): Did not see game action.

2016 (Redshirt Freshman): Played in one game ... Saw first action of Baylor career against Northwestern State ... Attempted one pass ... Selected to Big 12 Commissioner's Honor Roll in spring 2017.

2015 (Freshman): Redshirted.

High School: One-year letterwinner at Waubonsie Valley High School under head coach Paul Murphy ... Led team to conference title ... Named all-state honorable mention ... Named all-conference ... Earned offensive conference MVP ... Threw for 2,500 yards and compiled 30 total touchdowns.

Personal: Son of Keven and Kim Bennema ... Academic all-state and all-conference selection ... Majoring in finance and management.

26
TERREL BERNARD
LB • 6-1 • 220 • R-FR. • RS
LA PORTE, TEXAS (LA PORTE HS)

2017 (Freshman): Redshirted ... Played in first two games before suffering foot injury.

High School: All-state linebacker from La Porte (Texas) High School ... Played under head coach Jeff LaReau at LPHS ... Rated nation's 46th-best OLB prospect in 2017 signing class by ESPN, ranked No. 53 by Scout and No. 78 by 247Sports ... Listed No. 106 in-state recruit by ESPN and No. 140 by 247Sports ... Three-time first-team all-district honoree at LPHS ... Earned 2016 Class 6A All-State second team honors following senior season, led La Porte to 9-3 mark and DII area finals ... Also named 2016 first-team All-Greater Houston (Houston Chronicle) and District 22-6A defensive MVP ... Totaled 201 tackles, 12 TFL, five sacks and four forced fumbles as senior ... Named 2015 first-team All-District 21-6A as junior for 8-3 LPHS squad ... Totaled 148 tackles, nine TFL, five sacks, two interceptions (one TD return) and two fumble recoveries as junior ... Earned 2014 All-District 21-6A first-team honors as sophomore, made 114 tackles, seven for losses, two interceptions, five PBUs and one fumble recovery.

Personal: Son of Laura Bernard ... Majoring in kinesiology.

28
HENRY BLACK
S/LB • 6-0 • 202 • JR. • 2L
SHREVEPORT, LA. (WOODLAWN HS)

Fourth-year defender that saw time at safety and linebacker in 2017 ... Tied for eighth among active Baylor leaders in career games played with 25.

2017 (Sophomore): Played in all 12 games and started six times ... Posted career-high 25 tackles and had first career interception ... Had four tackles at No. 10 TCU ... Played vs. Iowa State but did not record any stats ... Had one tackle vs. Texas Tech ... Made four tackles at Kansas ... Had three tackles vs. Texas ... Started at LB vs. N0. 23 West Virginia, had three tackles ... Made first career start at linebacker at No. 14 Oklahoma State but did not record any stats ... Started at Kansas State, had two tackles ... Started vs. No. 3 Oklahoma, had two tackles ... Started at Duke, had first career interception ... Made first career start vs. UTSA while making two tackles ... Tallied two tackles vs. Liberty.

2016 (Redshirt Freshman): Played in 13 games on the year ... Played but didn't record any stats vs. Kansas State, Texas Tech, West Virginia and vs. Boise State ... Entered game at No. 9 Oklahoma at safety for first time and recorded career-high six tackles, including five solo ... Played on special teams in season's first eight games ... Posted two tackles vs. Northwestern State.

2015 (Freshman): Redshirted.

High School: Two-time all-state two-way athlete from Woodlawn High School in Shreveport, La. ... Played cornerback and receiver under head coach Jerwin Wilson at Woodlawn ... National position ranking among cornerback prospects: 65th by Rivals, 88th by ESPN, 96th by 247Sports ... Rated No. 41 prospect in Louisiana by Rivals, No. 44 on New Orleans Times-Picayune Nifty 50, No. 57 by 247Sports and No. 59 by ESPN ... Played in 2014 Louisiana High School All-Star game following senior season ... Earned 2014 Class 4A All-State honorable mention as senior ... Also named 2014 first team All-District 1-4A as DB and second team as receiver ... Team captain as senior, totaled 53 tackles, five interceptions, 19 PBUs and forced fumble, named to 2014 Shreveport Times All-City first team ... Earned 2013 Class 4A All-State honorable mention as junior, also named 2013 first team All-District 1-4A defensive back ... Sophomore stats in 2012: 37 tackles, eight PBUs, interception and two forced fumbles.

Personal: Son of Henry Black Sr. and Lecynthia Edwards ... Cousin, Shiro Davis, played football at Texas ... Majoring in health, kinesiology and leisure studies.

PLAYERS

BLACK CAREER STATISTICS

DEFENSIVE

YEAR	G/GS	UT	AT	TT	TFL-YD	QBS-YD	FF/FR	PBU	INT-YD
2015			redshirt						
2016	13/0	6	2	8	0-0	0-0	0/0	0	0-0
2017	12/6	13	12	25	0-0	0-0	0/0	0	1-0
CAREER	**25/6**	**19**	**14**	**33**	**0-0**	**0-0**	**0/0**	**0**	**1-0**

CAREER BESTS
Tackles: 6 at Oklahoma (11/12/16)
Solo Tackles: 5 at Oklahoma (11/12/16)
Tackles-For-Loss: N/A
Interceptions: 1 at Duke (9/16/17)
Forced Fumbles: N/A
Fumble Recoveries: N/A
Pass Breakups: N/A

BLACK'S GAME-BY-GAME DEFENSIVE STATS

DATE		OPPONENT	TT	UT	AT	PD	INT-YDS
9/2/16		NORTHWESTERN STATE	2	1	1	0	0-0
9/10/16		SMU	0	0	0	0	0-0
9/16/16		at Rice	0	0	0	0	0-0
9/24/16	*	OKLAHOMA STATE	0	0	0	0	0-0
10/1/16	*	at Iowa State	0	0	0	0	0-0
10/15/16	*	KANSAS	0	0	0	0	0-0
10/29/16	*	at Texas	0	0	0	0	0-0
11/5/16	*	TCU	0	0	0	0	0-0
11/12/16	*	at Oklahoma	6	5	1	0	0-0
11/19/16	*	KANSAS STATE	0	0	0	0	0-0
11/25/16	*	vs. Texas Tech	0	0	0	0	0-0
12/3/16	*	at West Virginia	0	0	0	0	0-0
12/27/16		vs. Boise State	0	0	0	0	0-0

DATE		OPPONENT	TT	UT	AT	PD	INT-YDS
9/2/17		LIBERTY	2	2	0	0	0-0
9/9/17		UTSA	2	1	1	0	0-0
9/16/17		at Duke	0	0	0	0	1-0
9/23/17	*	OKLAHOMA	2	1	1	0	0-0
9/30/17	*	at Kansas State	2	1	1	0	0-0
10/14/17	*	at Oklahoma State	0	0	0	0	0-0
10/21/17	*	WEST VIRGINIA	3	2	1	0	0-0
10/28/17	*	TEXAS	3	1	2	0	0-0
11/4/17	*	at Kansas	4	3	1	0	0-0
11/11/17	*	vs.Texas Tech	1	0	1	0	0-0
11/18/17	*	IOWA STATE	2	1	1	0	0-0
11/24/17	*	at TCU	4	1	3	0	0-0

72
BLAKE BLACKMAR
OL • 6-5 • 326 • SR. • 3L
HOUSTON, TEXAS (CLEAR LAKE HS)

Fifth-year senior offensive lineman ... Tied for second on team with 25 career starts and has started 25 straight games ... 38 career games played ranks tied for second on team ... 2016 and 2017 Academic All-Big 12 first team.

2017 (Junior): Started all 12 games for the Bears ... all 12 starts were at right guard.

2016 (Sophomore): Started 12 of 13 games for the Bears ... Made 10 starts at right guard and two starts at left guard ... Graded out at 86.1 percent for the season with 45 total knockdowns - total ranked third on the team ... Had 85 percent coaches grade and three knockdowns vs. Boise State ... Totaled 83 percent coaches grade and three knockdowns at No. 13 West Virginia ... Had 81 percent coaches grade with three knockdowns vs. Texas Tech ... Tallied 84 percent coaches grade and four knockdowns vs. Kansas State ... Notched 86 percent coaches grade and three knockdowns at Oklahoma ... Had 87 percent coaches grade with team-high five knockdowns vs. TCU ... Registered 88 percent coaches grade and career-high six knockdowns at Texas ... Posted 88 percent coaches grade and three knockdowns vs. Kansas ... Had 88 percent coaches grade and team-high five knockdowns at Iowa State ... Notched career-high 89 percent coaches grade and three knockdowns vs. OSU ... Tallied 83 percent coaches grade with two knockdowns at Rice ... Had career-high 89 percent coaches grade and four knockdowns vs. SMU ... Posted 88 percent coaches grade and one knockdown vs. Northwestern State ... Graded out at 85 percent in bowl win over Boise State with three knockdowns ... Part of offensive line unit in 2016 that paved the way for Big 12's top rushing offense (241.77 ypg) ... Helped Baylor boast the Big 12's No. 3 offense overall (522.7 ypg) in 2016 ... Selected to Big 12 Commissioner's Honor Roll in spring 2017.

2015 (Redshirt Freshman): Played all 13 games as reserve lineman and on special teams, started one game at right tackle ... Earned first collegiate letter ... Backup on offensive line that paved way for nation's No. 2-ranked rushing offense (326.7 ypg) and led Big 12 with 1.15 average sacks allowed ... Totaled 13 knockdowns and averaged 86.6 percent coaches grade in eight games in which played on line ... Played from scrimmage in season's first six games, played only special teams for middle four games, and again as reserve lineman in final three (including start vs. UT) ... Made collegiate debut as reserve o-lineman in season-opening win at SMU, credited with one knockdown and graded 85 percent ... Earned 88 percent coaches grade and made one knockdown in win over Rice in third game ... Totaled three knockdowns and averaged 85.6 percent grade through first four games at OL, over final four games graded, earned 87.5 percent and totaled 10 knockdowns ... Earned season-high 89 percent grade and made three knockdowns in win at Kansas in fifth game ... Graded at 87 percent in each of final three games with grades, including win vs. West Virginia in sixth game ... Made first career start, at right tackle, vs. Texas in 12th game, made three knockdowns ... Made season-high four knockdowns and graded 87 percent in win over No. 10 North Carolina in Russell Athletic Bowl.

2014 (Freshman): Redshirted ... Named to fall 2014 Dean's List ... Selected to Big 12 Commissioner's Honor Roll in fall 2014 and spring 2015.

High School: Imposing offensive lineman from Houston's Clear Lake High School ... Played in 2014 Semper Fidelis All-American Bowl all-star game ... Two-time first-team all-district honoree at CLHS under head coach Sam Smith ... Four-year starter with experience playing all positions on line ... Rated state's No. 47 prospect by Scout and among Top 100 in Texas by VYPE/Rivals (one of 16 offensive linemen) and Lone Star (No. 94, ninth rated o-lineman) ... Rated No. 21 OG nationally by Scout and No. 51 by 247Sports ... Named 2013 first-team All-District 24-5A after leading Clear Lake to 6-4 record as senior ... Totaled 53 pancake blocks and 29 knockdowns in 2013 ... Named 2013 second-team All-Greater Houston by Houston Chronicle ... Earned 2012 first-team All-District 24-5A honors as junior, split time at LT and C ... Named CLHS Outstanding Offensive Lineman in 2012 and 2013 ... Started at LT as sophomore, earned 2011 All-District 24-5A second-team honors ... Named to 2011 U.S. Air Force Sophomore All-America second team by Max Preps ... Entered starting lineup as freshman during 2010 season ... Also lettered in basketball and track and field (shot put and discus) ... Finished eighth in discus at 2013 Class 5A state meet as junior, threw 151-08 (qualified with 167-06 at Region III-5A meet) ... Earned CLHS 2013 "Top Gun" team award for senior with highest GPA.

Personal: Son of Bruce and Heather Blackmar ... Majoring in supply chain management and management information systems ... Father, Bruce, lettered as offensive lineman at Texas.

BLACKMAR CAREER STATISTICS

OFFENSIVE

YEAR	G/GS
2014	redshirt
2015	13/1
2016	13/12
2017	12/12
CAREER	**38/25**

PLAYERS

11
GERRY BOHANON
QB • 6-3 • 224 • FR. • HS
EARLE, ARK. (EARLE HS)

One of the top dual-threat quarterbacks for the class of 2018 ... enrolled January 2018.

High School: Top rated dual-threat quarterback for Earle High School and coach AC Coleman ... helped Earle to 10-1 record in 2017 ... passed for 2,675 yards with 34 touchdowns as a senior ... added 1,200 rushing yards and 17 touchdowns ... Elite 11 selection ... two-time All-State honoree ... three-time all-county ... three-time all-conference selection ... passes for 11,362 yards and 142 touchdowns in his high school career ... rushed for 5,925 and 70 touchdowns ... threw for 2,734 yards and rushed for more than 1,000 as a junior ... As a sophomore, he passed for 1,763 yards, rushed for 964 yards in eight games ... tallied 46 tackles and nine sacks in five games at defensive end ... rated four stars by 247 Sports ... No. 1 player in Arkansas ... No. 9 dual-threat quarterback in the country ... No. 229 nationally ... Four-star rating according to ESPN ... No. 122 in ESPN 300 ... No. 8 dual-threat quarterback ... No. 1 player in Arkansas ... three stars by Rivals ... No. 5 player in Arkansas ... No. 18 dual-threat quarterback in nation ... picked Baylor over Arkansas, Alabama, Louisville, LSU, Georgia and Auburn.

Personal: Son of Juanita Bohanon and Gerry Bohanon Sr. ... majoring in kinesiology.

47
KYLE BOYD
FB • 6-2 • 240 • JR. • 2L
MESQUITE, TEXAS (HORN HS)

Third-year fullback ... Moved to fullback during spring 2017 ... Originally signed with Baylor in 2011 before serving five years in the United States Marine Corps ... Enrolled at Baylor during summer 2016 2017 Honorable Mention All-Big 12 (coaches).

2017 (Sophomore): Saw action in all 12 games ... contributed at fullback, tight end and on special teams ... one start at fullback against UTSA ... started at tight end at Duke

2016 (Freshman): Saw action in 11 games ... Valuable special teams contributor ... 2016 Academic All-Big 12 Rookie team ... Big 12 Commissioner's Honor Roll in spring 2017.

High School: Starred at linebacker from Horn High School in Mesquite, Texas ... Played under head coach Rodney Webb at HHS ... Rated nation's No. 34 inside linebacker by ESPN.com ... No. 54 prospect in state according to Dallas Morning News' HSGameDay Top 100 ... Listed No. 18 linebacker in state by TexasHSFootball.com ... Member of Rodgers Recruiting Report's 2010 Preseason All-Academic first team ... Named 2010 District 11-5A tri-defensive most valuable player as senior after totaling 116 tackles (79 solo), four sacks, three breakups and four forced fumbles ... Led Horn to 9-5 record and Region II finals ... Selected 2009 first-team All-District 11-5A as junior, had 82 tackles (45 solo), 10 tackles for loss and one breakup ... named third-team All-State at running back.

Personal: Son of Doug and Lorena Boyd ... Served in U.S. Marine Corps from 2011-16 ... Majoring in management.

BOYD CAREER STATISTICS

OFFENSIVE

YEAR	G/GS
2016	11/0
2017	12/2
CAREER	23/2



12
CHARLIE BREWER
QB • 6-1 • 202 • SO. • 1L
AUSTIN, TEXAS (LAKE TRAVIS HS)

Athletic, accurate, smart QB with good intangibles ... second team Preseason All-Big 12 (Lindy's, Athlon) ... fourth team Preseason All-Big 12 (Phil Steele) ... second team All-Texas (DCTF) ... 2017 Big 12 Co-Offensive Freshman of the Year (Coaches) ... Big 12 Offensive Freshman of the Year (Waco Trib and Athlon Sports) ... Moved into starting lineup in 2017 at Kansas (11/4) ... Enrolled January 2017 and completed spring 2017 practice ... Set national high school completion percentage record as all-state senior while winning state title ... Father, uncle and older brother all played quarterback in college.

Freshman (2017): Named Big 12 Co-Offensive Freshman of the Year by coaches ... Named Big 12 Offensive Freshman of the Year by Athlon Sports and Waco Tribune-Herald ... Earl Campbell Tyler Rose Award Watch List (11/7) ... Went 139-for-204 (68.1 percent) for 1,562 yards, 11 TDs and four interceptions in eight games and four starts on season ... 68.1 completion percentage was second best mark among all-time Big 12 freshmen QBs and second best mark in Baylor history ... Has thrown for 300 or more yards and two or more TDs in three of first four starts ... Three career 300-yard passing games rank tied for fifth all-time at Baylor ... Among Baylor QBs in first three Big 12 starts since 2000, ranked first in completion percentage (71.8) and tied for third in TDs 97) ... Started at No. 10 TCU, went 19-for-29 for 301 yards, two TDs and one interception, including career-long 58-yard pass (TD), while rushing nine times for 49 yards, including career-long 51-yard rush for BU's longest QB rush since 2012 ... Started vs. Iowa State, went 26-for-36 with 198 yards, one interception and one TD while rushing 10 times for 24 yards ... Started vs. Texas Tech, went 43-for-63 (career highs) for 417 yards (career high) with three TDs (tied career high) and one interception while rushing nine times for 12 yards ... 43 completions set new program record in completed passes, passing Bryce Petty and Blake Szymanski's previous high mark of 40 ... 63 pass attempts also set new program record for attempts, passing Szymanski's previous record of 60 (Oct. 6, 2007, vs. Colorado) ... 417 passing yards were 13th most yards in single-game Baylor history ... Made first career start at Kansas, became one of four Baylor QBs since 2000 (19 QBs) to throw for 300 or more yards and three TDs in first start ... 79.3 completion percentage was best by BU QB in Big 12 game since 2014, best by BU QB in first start since 2000, and 18th highest by FBS QB and fourth highest by Big 12 QB this season with minimum of 29 pass attempts ... Set career highs at Kansas in pass attempts (29), completions (23), yards (315), TDs (3), longest pass (56 yards), and had 20-yard catch for first career reception ... Named honorable mention Earl Campbell Tyler Rose Award National Player of the Week for performance at Kansas ... Off bench vs. Texas, had career highs in passes (27), completions (17) and yards (181) while rushing career-high 13 times for negative nine yards ... Set then-career highs by going 8-for-13 for 109 yards and first two TDs passing while posting rushing career bests of 10 carries for 48 yards ... Went 3-for-7 for 41 yards with one interception while rushing five times for 21 yards in then-career game at No. 14 Oklahoma State ... Made debut at Kansas State, rushed one time for negative one yard ... Dressed vs. No. 3 Oklahoma, at Duke, vs. UTSA and Liberty but did not play.

High School: Record-setting quarterback from Lake Travis High School in Austin, Texas ... All-state QB won state championship under head coach Hank Carter at LTHS ... 2016 Texas Associated Press Sports Editors Player of the Year ... Lake Travis High School Male Athlete of the Year ... Rated nation's 42nd-best quarterback prospect in 2017 recruiting class by Scout, ranked No. 43 among pocket passer QBs by ESPN and 50th pro-style QB by 247Sports ... Ranked No. 84 in state of Texas (seventh among QBs) by Scout ... Threw for 8,343 yards and 107 TDs (11 interceptions) in three prep seasons ... Led LTHS to 30-2 mark and two state title appearances in final two seasons ... Set national single-season completion percentage record with mark of 77.4 percent (263-for-340 - breaking mark of 75.2 percent set by Dano Graves of Folsom, Calif. in 2009) as senior in 2016 ... Named 2016 Texas Player of Year (all classifications) by AP following senior season, led Lake Travis to 6A DI state championship and 15-1 record ... Also named to 2016 USA TODAY ALL-USA Texas first team and 2016 Subway Super Team by Dave Campbell Texas Football and earned 6A All-State first team and District 25-6A MVP honors ... Named Player of Year on Scout's All-Midlands offense and on Austin American-Statesman's Central Texas team ... Totaled 3,908 yards and 54 TDs (three interceptions) on 263-340 passing, ran for 746 yards and nine TDs on 88 attempts ... Cavaliers set school record with 51.9 average points per game ... Named offensive MVP of state title game after throwing for 361 yards and four TDs on 27-37 passing ... Led LTHS to 6A DII state title game as junior, finished 15-1 and named 2015 first-team Class 6A All-State and District 14-6A Offensive MVP ... Threw for 3,421 yards and 42 TDs (257-for-376) and rushed for 583 yards and nine scores

PLAYERS

... Started three games as sophomore and finished with 1,014 yards and 11 TDs passing, ran for 126 yards and one score for 10-2 squad.

Personal: Son of Robert and Laura Brewer ... Undecided on major ... Hails from family of quarterbacks, grandfather Charlie, father Robert (MVP of 1982 Cotton Bowl) and uncle Rob Moerschell all played at University of Texas, older brother Michael played at Virginia Tech and Texas Tech.

BREWER CAREER STATISTICS

PASSING

YEAR	G/GS	CMP	ATT	PCT	YDS	INT	TD	EFF.	LP/OPPONENT
2017	8/4	139	204	68.1	1,562	4	11	146.33	58/at TCU (TD)

RUSHING

YEAR	G/GS	ATT	YD	AVG	TD	LP/OPPONENT
2017	8/4	65	166	2.6	0	51/at TCU

CAREER BESTS

PASSING

Attempts: 63 vs. Texas Tech (11/11/17)
Completions: 43 vs. Texas Tech (11/11/17)
Yards: 417 vs. Texas Tech (11/11/17)
Touchdowns: 3 at Kansas (11/4/17); vs. Texas Tech (11/11/17)
Longest Pass: 58 at TCU (11/24/17)
200-Yard Games: Season (4); Career (4) (Last at TCU 11/24/17)
300-Yard Games: Season (3); Career (3) (Last at TCU 11/24/17)
400-Yard Games: Season (1); Career (1) (Last vs. Texas Tech 11/11/17)

RUSHING

Attempts: 13 vs. Texas (10/28/17)
Yards: 49 at TCU (11/24/17)
Touchdowns: N/A
Longest Rush: 51 at TCU (11/24/17)
100-Yard Games: Season (0); Career (0)
200-Yard Games: Season (0); Career (0)

BREWER'S GAME-BY-GAME PASSING STATS

DATE		OPPONENT	CMP	ATT	YDS	INT	TD	TD Passes
9/2/17		LIBERTY			DID NOT PLAY			
9/9/17		UTSA			DID NOT PLAY			
9/16/17		at Duke			DID NOT PLAY			
9/23/17	*	OKLAHOMA			DID NOT PLAY			
9/30/17	*	at Kansas State	0	0	0	0	0	--
10/14/17	*	at Oklahoma State	3	7	41	1	0	--
10/21/17	*	WEST VIRGINIA	8	13	109	0	2	52, 9
10/28/17	*	TEXAS	17	27	181	0	0	--
11/4/17	*	at Kansas	23	29	315	0	3	26, 25, 9
11/11/17	*	vs. Texas Tech	43	63	417	1	3	4, 6, 3
11/18/17	*	IOWA STATE	26	36	198	1	1	13
11/24/17		at TCU	19	29	301	1	2	54, 58

BREWER'S GAME-BY-GAME RUSHING STATS

DATE		OPPONENT	ATT	YDS	Avg.	TD	TD YDS
9/2/17		LIBERTY			DID NOT PLAY		
9/9/17		UTSA			DID NOT PLAY		
9/16/17		at Duke			DID NOT PLAY		
9/23/17	*	OKLAHOMA			DID NOT PLAY		
9/30/17	*	at Kansas State	1	-1	-1.0	0	--
10/14/17	*	at Oklahoma State	5	21	4.2	0	--
10/21/17	*	WEST VIRGINIA	10	48	4.8	0	--
10/28/17	*	TEXAS	13	-9	-0.7	0	--
11/4/17	*	at Kansas	8	22	2.8	0	--
11/11/17	*	vs. Texas Tech	9	12	1.3	0	--
11/18/17	*	IOWA STATE	10	24	2.4	0	--
11/24/17	*	at TCU	9	49	5.4	0	--

35
ZEKE BROWN

CB • 6-0 • 175 • SO. • SQ
MIDLOTHIAN, TEXAS (MIDLOTHIAN HS)

2017 (Redshirt Freshman): Played in three games ... Did not record any stats ... Played vs. Iowa State, vs. Texas Tech and made debut at Kansas.

2016 (Freshman): Redshirted ... Selected to Big 12 Commissioner's Honor Roll in spring 2017.

High School: Played at Midlothian High School under head coaches Doug Wendel (2013-15) and Lee Wiginton (2012) ... Also ran track.

Personal: Son of Ronald and Melissa Brown ... Majoring in electrical and computer engineering.

38
KOBY BULLARD

FB • 6-1 • 231 • JR. • SQ
LA VERNIA, TEXAS (LA VERNIA HS)

2017 (Sophomore): Did not see game action.

2016 (Freshman): Did not see game action ... Selected to Big 12 Commissioner's Honor Roll in spring 2017.

High School: Four-year letterwinner at La Vernia High School for head coaches Bo Robinson and Brandon Layne ... Helped LVHS to three straight district titles from 2013-15 ... Named district MVP in 2015 ... Named first-team all-district linebacker in 2013 and 2014 ... Named all-area from 2013-15 ... Also earned four track letters.

Personal: Son of Chester and Brandi Bullard ... Father played football at Sam Houston State and Texas A&M-Kingsville ... Honors student at LVHS ... management major.



41
JAKE COPELAND

LB/S • 6-0 • 206 • SO. • JC
SOUTHLAKE, TEXAS (NAVARRO JC)

Prior to Baylor: Played one season at Navarro Junior College in Corsicana, Texas for coach Cody Crill … 26 tackles, five sacks and two forced fumbles as a freshman … second team All-SWJCFC selection at linebacker … rated a three-star recruit at Navarro … played in high school at Southlake Carroll for head coach Hal Wasson … helped team to 10-2 mark and D11 area finals as a senior in 2016 … had 67 tackles and two sacks in his final prep season … high school teammate of fellow Bears Ryan Miller, Henry Klinge and Jackson Kimble.

Personal: Son of Byron and Rachelle Copeland ... has two siblings JB and Jeff ... majoring in business.

PLAYERS

39
COLBY DELASHAW

S • 6-0 • 183 • FR. • HS
FRISCO, TEXAS (WAKELAND HS)

High School: Played at Wakeland High School in Frisco, Texas for coach Marty Secord … rushed for 987 yards and seven touchdowns as a senior … also had 14 receptions for 103 yards and two scores … helped team to 7-4 record ... Ran for 286 yards and four scores as a junior … scored two touchdowns as a sophomore … also played baseball … first team academic all-state.

Personal: Son of Bryan and Dianne Delashaw … has one brother, Chance … majoring in mechanical engineering.



44
DRU DIXON

FB • 6-1 • 230 • R-FR. • RS
PHOENIX, ARIZ. (AIR FORCE PREP)

2017 (Freshman): Redshirted ... Played in first three games of the season before suffering achilles injury ... at Duke, had career highs of nine carries, 28 yards and 17-yard rush ... Played but did not record any stats vs. UTSA ... Made collegiate debut vs. Liberty, tallying one carry for one yard and one kickoff return for 29 yards.

High School: Two-year letterwinner at Pinnacle High School under head coach Dana Zupke ... Spent 2016-17 at Air Force Prep School in Colo. ... As senior rushed for 272 yards and four touchdowns ... Earned all-section honors in 2014 at linebacker ... Made 102 tackles and seven sacks ... Rushed for 293 yards and eight scores.

Personal: Son of Michael Dixon and Jennifer Atwell ... Spent 2016 season at Air Force Prep in Colorado Springs, Colorado ... Majoring in pre-business.

DIXON CAREER STATISTICS

RUSHING

YEAR	G/GS	ATT	YD	AVG	TD	LP/OPPONENT
2017	3/0	10	29	2.9	0	17/at Duke

RECEIVING

YEAR	G/GS	REC	YD	AVG	TD	LP/OPPONENT
2017	3/0	0	0	N/A	0	N/A

CAREER BESTS
RUSHING
Attempts: 9 at Duke (9/16/17)
Yards: 28 at Duke (9/16/17)
Touchdowns: N/A
Longest Rush: 17 at Duke (9/16/17)

DIXON'S GAME-BY-GAME RUSHING STATS

DATE		OPPONENT	ATT	YDS	Avg.	TD	TD YDS
9/2/17		LIBERTY	1	1	1.0	0	--
9/9/17		UTSA	0	0	0.0	0	--
9/16/17		at Duke	9	28	3.1	0	--
9/23/17	*	OKLAHOMA			DID NOT PLAY		
9/30/17	*	at Kansas State			DID NOT PLAY		
10/14/17	*	at Oklahoma State			DID NOT PLAY		
10/21/17	*	WEST VIRGINIA			DID NOT PLAY		
10/28/17	*	TEXAS			DID NOT PLAY		
11/4/17	*	at Kansas			DID NOT PLAY		
11/11/17	*	vs. Texas Tech			DID NOT PLAY		
11/18/17	*	IOWA STATE			DID NOT PLAY		
11/24/17	*	at TCU			DID NOT PLAY		

DIXON'S GAME-BY-GAME RETURN STATS

DATE		OPPONENT	PR/YDS	TD	KR/YDS	TD
9/2/17		LIBERTY	0/0	0	1/29	0
9/9/17		UTSA	0/0	0	0/0	0
9/16/17		at Duke	0/0	0	0/0	0
9/23/17	*	OKLAHOMA		DID NOT PLAY		
9/30/17	*	at Kansas State		DID NOT PLAY		
10/14/17	*	at Oklahoma State		DID NOT PLAY		
10/21/17	*	WEST VIRGINIA		DID NOT PLAY		
10/28/17	*	TEXAS		DID NOT PLAY		
11/4/17	*	at Kansas		DID NOT PLAY		
11/11/17	*	vs. Texas Tech		DID NOT PLAY		
11/18/17	*	IOWA STATE		DID NOT PLAY		
11/24/17	*	at TCU		DID NOT PLAY		



25
TRESTAN EBNER

RB • 5-11 • 203 • SO. • 1L
HENDERSON, TEXAS (HENDERSON HS)

Second-year running back that excels in the passing game ... owns one career 100-yard receiving game (WVU, 2017).

2017 (Freshman): Played in 11 games ... Tallied 23 rushes for 121 yards and two TDs while catching 20 passes for 267 yards and three TDs ... Three receiving TDs were most by Baylor RB in single season since 2007 (Brandon Whitaker, three) ... Rushed six times for 15 yards at No. 10 TCU while catching career-high six passes for 89 yards and one TD, including career-long 58-yard TD catch ... Did not play vs. Iowa State due to injury ... Played but did not record any stats vs. Texas Tech ... Carried two times for four yards and caught three passes for 34 yards at Kansas ... Rushed two times for seven yards and had two catches for 12 yards vs. Texas before leaving game due to injury ... Had career game vs. No. 23 West Virginia with highs in rush yards (54 on three carries) rush TDs (1), receptions (5), receiving yards (109), receiving TDs (2) for first career 100-yard receiving game ... WVU game marked first BU RB to tally 100 or more receiving yards since Brandon Whitaker (166) vs. Colorado on Oct. 6, 2007 ... Ebner is first BU player with three touchdowns in a quarter since Terrance Ganaway vs. Washington in the 2011 Alamo Bowl ... 52-yard TD catch vs. WVU was longest catch by BU RB since Lache Seastrunk (68) vs. Kansas on Nov. 3, 2012 ... 40-yard TD run vs. WVU marked first BU RB with rushing and receiving TDs in same game since Shock Linwood vs. Iowa State on Oct. 24, 2015 ... Set then rushing career highs at No. 14 Oklahoma State with nine carries for 37 yards and scored first TD on fumble recovery in endzone ... Caught career-high two passes for career-best 10 yards at Kansas State and had one kick return for eight yards ... Had first career rush for four yards vs. No. 3 Oklahoma while making one catch for career-long seven yards ... Posted one kick return for 13 yards at Duke along with first career catch for six yards ... Had two kick returns vs. UTSA for 31 yards, including long of 23 ... Made collegiate debut vs. Liberty but did not record any stats.

High School: National top 300 recruit and all-purpose star from Henderson (Texas) High School ... Versatile, two-time all-state honoree played for head coach Phil Castles at HHS ... Ranked No. 217 national recruit on ESPN300 ... Ranked 32nd-best wide receiver recruit by ESPN, national position ranking among athletes: 42nd by 247Sports, 45th by Rivals and 53rd by Scout ... Rankings among Texas prospects: No. 35 by ESPN, No. 73 by 247Sports, No. 81 by Rivals and No. 81 by Scout ... All-purpose back played receiver, quarterback, linebacker and defensive back at Henderson ... Earned 2016 Class 4A All-State honorable mention at receiver following senior year after leading Henderson to 11-2 mark and to DI regional semis ... Also named 2016 first-team All-District 9-4A at two positions, receiver and returner ... Totaled 57 receptions for 1,074 yards and 16 TDs offensively and had 69 tackles, 10 TFL, five sacks, two forced fumbles and one fumble recovery on defense as senior ... Junior season shortened due to injury, but earned 2015 first team All-District 9-4A honors after totaling 15 catches for 230 yards and two TDs, 315 yards and four TDs on 44 rushes and 36 tackles and two interceptions ... Had breakout season as sophomore and earned 2014 Class 4A All-State honorable mention as both receiver and defensive back ... Also named 2014 District 9-4A Offensive Newcomer of Year for 11-3 HHS squad that reached regional semis ... Caught 40 passes for 918 yards and 11 TDs, along with 68 tackles and four interceptions on defense ... Also starred in basketball, earned 2014 second-team All-District 19-4A accolades as sophomore.

Personal: Son of Deborah Ebner ... Communications major.

EBNER CAREER STATISTICS

PLAYERS

RUSHING

YEAR	G/GS	ATT	YD	AVG	TD	LP/OPPONENT
2017	11/0	23	121	5.3	2	40/WVU (TD)

RECEIVING

YEAR	G/GS	REC	YD	AVG	TD	LP/OPPONENT
2017	11/0	20	267	13.3	3	58/at TCU (TD)

CAREER BESTS
RUSHING
Attempts: 9 at Oklahoma State (10/14/17)
Yards: 54 vs. West Virginia (10/22/17)
Touchdowns: 1 at Oklahoma State (10/14/17); vs. West Virginia (10/22/17)
Longest Rush: 40 vs. West Virginia (10/22/17)
100-Yard Games: Season (0); Career (0)
200-Yard Games: Season (0); Career (0)

CAREER BESTS
RECEIVING
Receptions: 6 at TCU (11/24/17)
Receiving Yards: 109 vs. West Virginia (10/22/17)
Touchdowns: 2 vs. West Virginia (10/22/17)
Longest Reception: 52 vs. West Virginia (10/22/17)
100-Yard Games: Season (1); Career (1) (Last vs. WVU 10/22/17)
200-Yard Games: Season (0); Career (0)

EBNER'S GAME-BY-GAME RUSHING STATS

DATE		OPPONENT	ATT	YDS	Avg.	TD	TD YDS
9/2/17		LIBERTY	0	0	0.0	0	--
9/9/17		UTSA	0	0	0.0	0	--
9/16/17		at Duke	0	0	0.0	0	--
9/23/17	*	OKLAHOMA	1	4	4.0	0	--
9/30/17	*	at Kansas State	0	0	0.0	0	--
10/14/17	*	at Oklahoma State	9	37	4.1	1	0
10/21/17	*	WEST VIRGINIA	3	54	18.0	1	40
10/28/17	*	TEXAS	2	7	3.5	0	--
11/4/17	*	at Kansas	2	4	2.0	0	--
11/11/17	*	vs. Texas Tech	0	0	0.0	0	--
11/18/17	*	IOWA STATE			DID NOT PLAY		
11/24/17	*	at TCU	6	15	2.5	0	--

EBNER'S GAME-BY-GAME RECEIVING STATS

DATE		OPPONENT	REC	YDS	AVG	TD	TD YDS
9/2/17		LIBERTY	0	0	0.0	0	--
9/9/17		UTSA	0	0	0.0	0	--
9/16/17		at Duke	1	6	6.0	0	--
9/23/17	*	OKLAHOMA	1	7	7.0	0	--
9/30/17	*	at Kansas State	2	10	5.0	0	--
10/14/17	*	at Oklahoma State	0	0	0.0	0	--
10/21/17	*	WEST VIRGINIA	5	109	21.8	2	52, 9
10/28/17	*	TEXAS	2	12	6.0	0	--
11/4/17	*	at Kansas	3	34	11.3	0	--
11/11/17	*	vs. Texas Tech	0	0	0.0	0	--
11/18/17	*	IOWA STATE			DID NOT PLAY		
11/24/17	*	at TCU	6	89	14.8	1	58

EBNER'S GAME-BY-GAME RETURN STATS

DATE		OPPONENT	PR/YDS	TD	KR/YDS	TD
9/2/17		LIBERTY	0/0	0	0/0	0
9/9/17		UTSA	0/0	0	2/31	0
9/16/17		at Duke	0/0	0	1/13	0
9/23/17	*	OKLAHOMA	0/0	0	0/0	0
9/30/17	*	at Kansas State	0/0	0	1/8	0
10/14/17	*	at Oklahoma State	0/0	0	0/0	0
10/21/17	*	WEST VIRGINIA	0/0	0	0/0	0
10/28/17	*	TEXAS	0/0	0	0/0	0
11/4/17	*	at Kansas	0/0	0	0/0	0
11/11/17	*	vs. Texas Tech	0/0	0	0/0	0
11/18/17	*	IOWA STATE		DID NOT PLAY		
11/24/17	*	at TCU	0/0	0	0/0	0

21
JOSH FLEEKS
WR • 5-11 • 181 • FR. • HS
DALLAS, TEXAS (CEDAR HILL HS)

Elite athlete that possesses the versatility to play every offensive skill position

High School: Starred at Cedar Hill High School for coach Carlos Lynn ... tallied 313 rushing yards and four touchdowns as senior ... also had 32 receptions for 363 yards and five scores ... recorded 53 catches for 663 yards and eight touchdowns as a junior ... first-team all-district selection ... helped team to 11-2 record in 2016 ... played sophomore and junior seasons at Cedar Hill for current Baylor tight ends coach Joey McGuire ... rated four stars by 247Sports ... No. 32 in Texas according to 247 ... rated the No. 267 player nationally ... four-star prospect according to ESPN ... No. 25 in the state of Texas ... No. 153 on the ESPN 300 ... 23rd best receiver in the country ... three-star prospect according to Rivals ... No. 13 all-purpose player nationally ... No. 62 player in Texas ... Dallas Morning-News' No. 11 player in the Metroplex ... No. 22 player in DFW according to Ft. Worth Star-Telegram ... also ran track competing in 100m, 200m and high jump ... Selected Baylor over offers from Georgia, Arizona, Missouri and Texas A&M

Personal: Son of Carlos and Toy Fleeks ... has two siblings, Carlos and Sid ... majoring in business

PLAYERS

63
JAKE FRUHMORGEN

OL • 6-6 • 293 • JR. • RS
TAMPA, FLA. (CLEMSON)

Transfer from Clemson who retains two years of eligibility remaining after redshirting in 2017 to satisfy NCAA transfer rules ... Had originally transferred to Florida for 2017 and enrolled in classes but decided to step away from football in late June 2017 before joining Baylor in August 2017 ... Had 20 knockdowns in 768 snaps over 19 games (nine starts) in his career at Clemson ... 2018 fourth team preseason All-Big 12 (Athlon, Phil Steele).

2017 (Junior – Baylor): Redshirted to satisfy NCAA transfer requirements.

2016 (Sophomore – Clemson): Posted 13 knockdowns in 523 snaps over eight games (eight starts), mostly at right tackle ... Earned first career start at Auburn and responded by grading 83 percent while playing all 81 snaps ... Posted 88 percent grade in win over Troy ... Played 30 snaps in win over SC State, grading 93 percent to share top honors on unit ... Tied for team high with three knockdowns against Georgia Tech ... Graded 91 percent and had two knockdowns on 66 plays in win over No. 3 Louisville.

2015 (Freshman – Clemson): Enrolled in January of 2015 ... Had seven knockdowns in 245 snaps over 11 games (one start), mostly at right tackle ... Logged 18 snaps against Appalachian State ... Played five snaps in place of Joe Gore at Louisville before leaving with due to injury ... Played 35 snaps against Georgia Tech with 80 percent grade ... Logged 46 snaps at Miami, with 88 percent grade ... Played 15 snaps at Syracuse, with one knockdown ... Started and played 44 snaps against Wake Forest with winning grade ... Along with Mitch Hyatt, gave Clemson two starting offensive tackles as first-year freshmen, a first in Tiger history ... Played 20 snaps at South Carolina ... Logged 17 snaps in Capital One Orange Bowl against Oklahoma and graded 90 percent.

High School: Played in U.S. Army All-American Bowl; played offensive tackle in high school, but played center and offensive guard in bowl game ... No. 73 player and No. 16 offensive tackle in nation by 247Sports.com (23rd-best signee entering ACC) ... No. 89 player and No. 8 offensive tackle in nation and No. 18 player in Florida by Rivals.com ... No 93 player and No. 7 offensive tackle in nation and No. 18 player in Florida by ESPN ... Led Plant HIgh School team to 11-2-1 record as junior ... Coached by Robert Weiner at PHS.

Personal: Son of John and Rosann Fruhmorgen ... Father played football at Alabama and with Miami Dolphins ... Majoring in history.

FRUHMORGEN CAREER STATISTICS

OFFENSIVE

YEAR	G/GS
2015 (CU)	11/1
2016 (CU)	8/8
2017	redshirt
CAREER	19/9



36
DREW GALITZ

P/K • 6-0 • 221 • SR. • 3L
ROWLETT, TEXAS (ROWLETT HS)

Senior two-time All-Big 12 punter ... 2018 first team preseason All-Big 12 (Athlon) ... Ranks fifth on team in career games played with 31 ... 2017 Ray Guy Award Watch List ... Honorable mention All-Big 12 following 2016 season ... Former prep All-American.

2017 (Junior): Played in five games before suffering knee injury at K-State ... Punted 21 times for 950 yards (45.2) with five inside the 20 and kicked off 24 times for 1,414 yards (58.9) and eight touchbacks on season ... Kicked off one time at Kansas State for 65-yard touchback before season-ending injury happened ... Punted four times for 173 yards (43.2) with long of 53 vs. No. 3 Oklahoma while kicking off eight times for 458 yards (57.3) and two touchbacks ... Named Ray Guy Award Punter of the Week after posting seven punts for 360 yards (51.4) with three inside 20 and career long boots of 68 and 70 yards at Duke while kicking off four times for 234 yards (58.5) ... Punted six times for 254 yards (42.3) with long of 53 and two inside 20 against UTSA while posting three kickoffs for 187 yards (62.3) and one touchback ... Had four punts for 163 yards (40.8) with long of 45 yards while also posting eight kickoffs for 470 yards (58.8) and four touchbacks.

2016 (Sophomore): Appeared in all 13 games as punter and handled kickoffs ... All-Big 12 honorable mention by league's coaches ... Helped Baylor rank 26th in FBS and third in Big 12 in net punting (39.68 yards per punt) ... Ranked 53rd in FBS and fifth in Big 12 in punting (41.6 yards per punt) ... Posted two punts vs. Boise State for 92 yards (48.0) with one inside the 20 and six kickoffs for 371 yards (61.8) ... Had six punts for 248 yards (41.3) with one inside the 20, including career-long 62-yard boot, and three kickoffs for 179 yards (59.7) at No. 13 West Virginia ... Registered two punts for 90 yards (45.0) with one inside the 20 and five kickoffs for 314 yards (62.8) vs. Texas Tech ... Tallied seven punts for 253 yards (36.1) with two inside the 20 and four kickoffs for 239 yards (59.8) vs. Kansas State ... Notched three punts for 143 yards (47.7) with one inside the 20 and five kickoffs for 310 yards (62.0) at No. 9 Oklahoma ... Had nine punts for 355 yards (39.4) with one inside the 20 and four kickoffs for 254 yards (63.5) vs. TCU ... Posted five punts for 196 yards (39.2) and eight kickoffs for 482 yards (60.2) at Texas ... Totaled two punts for 85 yards (42.5) with one inside the 20 while having eight kickoffs for 490 yards (61.2) and missed first career field goal attempt (48) vs. Kansas ... Posted two punts for 89 yards (44.5) with one inside the 20 while having seven kickoffs for 434 yards (62.0) at Iowa State ... Had three punts for 131 yards (43.7) vs. Oklahoma State while having six kickoffs for 387 yards (64.5) ... Posted four punts for 169 yards (42.2) with one inside the 20 and long of 54 at Rice while adding seven kickoffs for 446 yards (63.7) ... Notched five punts for 242 yards (48.4) with two inside the 20 and long of 60 vs. SMU while adding eight kickoffs for 520 yards (65.0) ... Punted four times for 149 yards (37.2) and had nine kickoffs for 577 yards (64.1) in season-opener vs. Northwestern State.

2015 (Freshman): Primary punter in all 13 games as true freshman, earned All-Big 12 honorable mention by league coaches (Baylor didn't punt in bowl game) ... Earned first collegiate letter ... Averaged 40.7 yards per punt (1,627 yards on 40 punts), totaled 15 fair catches, 11 inside-20 and seven punts of 50-plus yards on season ... Made collegiate debut in season-opening win at SMU, punted twice for 48.0-yard average, including 53-yarder ... Averaged season-high 50.8 yards on four punts, including season-long 61 and 56 yards, and two inside-20-yard-line in win vs. Texas Tech in fourth game ... Had six-game streak of at least one punt inside 20-yard-line from games six to 11 ... Punted five times for 39.4 average, including two fair caught, one 54-yarder and one inside-20 vs. No. 12 Oklahoma in ninth game ... Season-highs for punts (10), yards (401), fair catches (six), inside-20 (four) and 50-plus yards (two) at TCU in 11th game, averaged 40.1 yards/punt ... Did not punt in win over No. 10 North Carolina in Russell Athletic Bowl.

High School: All-American punter/kicker from Rowlett (Texas) High School ... Named Under Armour All-American, played in 2015 all-star game in Florida ... Played for head coach Doug Stephens at RHS ... Rated nation's No. 3 kicker by ESPN and No. 9 by 247Sports ... Named state's top kicker/punter recruit by Dave Campbell's Texas Football 2015 winter publication ... Ranked 125th prospect in state by ESPN, regardless of position ... Rated No. 80, the top kicker, on SportsDay/DMN Area Top 100 listing ... Gained notoriety as prep kicker when video clip of successful 71-yard field goal at Kohl's Kicking Camp practice in Oct. 2014 went viral on YouTube ... Earned 2014 Class 6A All-State honorable mention at punter following senior season, helped Rowlett to 8-4 record and 6A DI area finals ... Averaged 38.4 yards on 23 punts ... Perfect on 22 PATs, hit 4-of-7 FGs (long 47) ... Named to 2014 Dave Campbell Texas Football All-Texas second team and first-team punter on 2014 All-District 11-6A squad ... Averaged 38 yards punting as junior in 2013, totaled 11 touchbacks on kickoffs ... Named second-team punter on 2013 All-District 11-5A squad ...

PLAYERS

Also played soccer at RHS, named All-District 11-5A second-team midfielder.

Personal: Son of Bobby and Natalie Galitz ... Majoring in communications.

GALITZ CAREER STATISTICS

UNTING

YEAR	G	NO	YDS	AVG	50+	IN20	LP/OPPONENT
2015	13	40	1,627	40.7	7	11	61/Texas Tech
2016	13	54	2,246	41.6	6	12	62/Two times
2017	5	21	950	45.2	4	5	70/at Duke
CAREER	**31**	**115**	**4,823**	**41.9**	**17**	**28**	**70/at Duke**

KICKING

YEAR	G/GS	KO	YDS	AVG	TB	OB
2015	13/0	0	0	N/A	0	0
2016	13/0	80	5,003	62.5	22	4
2017	5/0	24	1,414	58.9	8	2
CAREER	**31/0**	**104**	**6,417**	**61.7**	**30**	**6**

PLACE-KICKING

YEAR	G/GS	PAT-A	PCT	FG-A	PCT	TP
2015	13/0	0-0	N/A	0-0	N/A	0
2016	13/0	0-0	N/A	0-1	.000	0
2017	5/0	0-0	N/A	0-0	N/A	0
CAREER	**31/0**	**0-0**	**N/A**	**0-1**	**.000**	**0**

CAREER BESTS

PUNTING

Punts: 10 at TCU (11/27/15)
Punting Yards: 401 at TCU (11/27/15)
Longest Punt: 70 at Duke (9/16/17)
Punts Inside 20: 4 at TCU (11/27/15)

GALITZ'S GAME-BY-GAME PUNTING STATS

DATE		OPPONENT	NO	YDS	AVG	IN20	Long
9/4/15		at SMU	2	96	48.0	0	53
9/12/15		LAMAR	2	79	39.5	0	46
9/26/15		RICE	1	39	39.0	0	39
10/3/15	*	vs. Texas Tech	4	203	50.8	2	61
10/10/15	*	at Kansas	1	47	47.0	0	47
10/17/15	*	WEST VIRGINIA	2	84	42.0	1	44
10/24/15	*	IOWA STATE	5	197	39.4	1	43
11/5/15	*	at Kansas State	3	95	31.7	1	36
11/14/15	*	OKLAHOMA	5	199	39.8	1	54
11/21/15	*	at Oklahoma State	2	74	37.0	1	50
11/27/15	*	at TCU	10	401	40.1	4	56
12/5/15	*	TEXAS	3	113	37.7	0	42
12/29/15		vs. North Carolina	0	0	--	0	--

DATE		OPPONENT	NO	YDS	AVG	IN20	Long
9/2/16		NORTHWESTERN STATE	4	149	37.2	0	41
9/10/16		SMU	5	242	48.4	2	60
9/16/16		at Rice	4	169	42.2	1	54
9/24/16	*	OKLAHOMA STATE	3	131	43.7	0	52
10/1/16	*	at Iowa State	2	89	44.5	1	48
10/15/16	*	KANSAS	2	85	42.5	1	48
10/29/16	*	at Texas	5	196	39.2	0	45
11/5/16	*	TCU	9	355	39.4	1	48
11/12/16	*	at Oklahoma	3	143	47.7	1	49
11/19/16	*	KANSAS STATE	7	253	36.1	2	46
11/25/16	*	vs. Texas Tech	2	90	45.0	1	46
12/3/16	*	at West Virginia	6	248	41.3	1	62
12/27/16		vs. Boise State	2	96	48.0	1	62

DATE		OPPONENT	NO	YDS	AVG	IN20	Long
9/2/17		LIBERTY	4	163	40.8	2	45
9/9/17		UTSA	6	254	42.3	2	53
9/16/17		at Duke	7	360	51.4	2	70
9/23/17	*	OKLAHOMA	4	173	43.2	0	53
9/30/17	*	at Kansas State	0	0	0	0	0
10/14/17	*	at Oklahoma State			DID NOT PLAY		
10/21/17	*	WEST VIRGINIA			DID NOT PLAY		
10/28/17	*	TEXAS			DID NOT PLAY		
11/4/17	*	at Kansas			DID NOT PLAY		
11/11/17	*	vs. Texas Tech			DID NOT PLAY		
11/18/17	*	IOWA STATE			DID NOT PLAY		
11/24/17	*	at TCU			DID NOT PLAY		

GALITZ'S GAME-BY-GAME KICKING STATS

2016 Field Goal Sequence - **Made**, (Missed)	
NORTHWESTERN STATE	--
SMU	--
at Rice	--
OKLAHOMA STATE	--
at Iowa State	--
KANSAS	(48)
at Texas	--
TCU	--
at Oklahoma	--
KANSAS STATE	--
vs. Texas Tech	--
at West Virginia	--
vs. Boise State	--

76
CONNOR GALVIN

OL • 6-7 • 279 • FR. • HS
KATY, TEXAS (KATY HS)

High School: Played at Katy High School for coach Gary Joseph ... helped Katy to a 12-1 record as a senior and a trip to state semifinals ... graded out at 91 percent as a senior with 63 knockdowns ... Dave Campbell's Texas Football third team Super Team ... DCTF Texas Top 300 ... four-star prospect according to ESPN ... Ranked No. 224 on the ESPN 300 ... No. 30 in Texas ... 18th-best offensive tackle in the country by ESPN ... No. 488 player nationally according to 247 Sports ... rated No. 67 in Texas ... Nation's No. 38 offensive tackle ... rated three stars by 247 ... No. 49 in Texas ... Ranked three stars by Rivals ... led Katy to 10-3 record as a junior ... selected Baylor over offers from TCU, UCLA, Florida and Colorado.

Personal: Son of Amy Gorecki and Dean Galvin ... has one brother, Jerad ... undecided on major.

37
CODY GEORGE

TE • 6-2 • 256 • JR. • SQ
LORENA, TEXAS (LORENA HS)

2017 (Sophomore): Did not see action

2016 (Redshirt Freshman): Played in one game as reserve defensive tackle ... Made one tackle, which was first career tackle-for-loss.

2015 (Freshman): Redshirted.

High School: Three-year letterwinner at Lorena High School under head coach Ray Biles ... Helped team to district titles in 2012 and 2013 ... Named first-team all-district ... Lettered in track twice, throwing shot put ... Lettered in basketball in 2014.

Personal: Son of Chris and Elaine George ... Second-team academic all-district selection ... National Honor Society member ... Fellowship of Christian Athletes member ... Majoring in mechanical engineering.

PLAYERS

80
JACKSON GLEESON
WR • 6-0 • 180 • FR. • HS
MANSFIELD, TEXAS (MANSFIELD HS)

High School: Played at Mansfield High School for coach Daniel Maberry ... recorded 33 catches for 888 yards and 11 touchdowns as a senior ... averaged 24.5 yards per catch ... helped team to 11-2 record in 2017 ... first team All-District selection ... tallied 487 yards and six touchdowns as a junior ... led Mansfield to 10-3 record in 2016 and a trip to third round of playoffs ... earned District 4-6A All-District Second Team Offense honors in 2016 ... five touchdowns as a sophomore ... rated three stars by 247 ... No. 101 in Texas ... three-star ranking from ESPN ... No. 119 in Texas ... also competed in track with a personal best time of 21.14 in the 200 meters ... No. 28 player in DFW according to Ft. Worth Star-Telegram ... Dave Campbell's Texas Football Texas Top 300 ... selected Baylor over offers from Boise State, Iowa State, Missouri and Nebraska ... will also run track at Baylor.

Personal: Son of Gene and DiDi Gleeson ... one sister, Jordan ... business major.

31
HARRISON HAND
CB • 6-0 • 192 • SO. • 1L
CHERRY HILL, N.J. (CHERRY HILL WEST HS)

Physical, athletic returning starter at corner ... emerged as starting corner during his freshman season in 2017 ... one career interception ... 2017 Honorable Mention All-Big 12 (coaches).

2017 (Freshman): Played in all 12 games with nine starts ... On season, had 42 tackles, 0.5 TFLs, eight PBUs and one interception ... Ranked 10th in Big 12 with eight PBUs (second among freshmen) ... Started at No. 10 TCU, had one tackle ... Had one tackle vs. Iowa State ... Played but did not record any stats vs. Texas Tech ... Started at Kansas, had first career interception and three tackles ... Started vs. Texas, made five tackles ... Started vs. No. 23 West Virginia, had four tackles (all solo) and tied career high with two PBUs ... Started at No. 14 Oklahoma State, had four tackles (all solo) with career-high-tying two PBUs ... Posted two tackles and first career TFL (0.5) at Kansas State ... Started vs. No. 3 Oklahoma, posted two tackles and career-high-tying two PBUs ... Started at Duke, made seven tackles, all solo to tie career high in solo stops ... Started vs. UTSA, had two tackles ... Started in collegiate debut vs. Liberty, posting team-high 11 tackles and two PBUs.

High School: All-state two-way player from Cherry Hill (N.J.) West High School ... Two-time all-league defensive back played under head coach Brian Wright at CHWHS ... Rated No. 1 cornerback prospect in New Jersey by Scout ... National position ranking among cornerbacks: No. 6 by Rivals, No. 16 by 247Sports and No. 18 by ESPN ... Rankings among New Jersey prospects: No. 6 by Rivals, No. 6 on NJ.com Top 50, No. 16 by 247Sports and No. 18 by ESPN ... All-purpose athlete contributed on both sides of the ball and on special teams ... Three-year starter on varsity at Cherry Hill West ... Named to 2016 USA TODAY All-USA New Jersey first team and NJ.com first team all-state as senior after helping CHWHS to 8-2 record and second playoff appearance in school history ... Also earned 2016 first-team All-South Jersey honors as all-purpose athlete, to first-team All-Group 4 as defensive back and to WJFL Constitution Division first team as DB ... Totaled 46 tackles, two interceptions (one returned for TD), seven passes defensed, two fumbles recovered (30 return yards) and two forced fumbles as senior ... Also ran for 329 yards and three TDs on 28 carries and had 19 receptions for 293 yards and three scores ... Had 10 total TDs, including two punt returns (on four total returns) and a 90-yard kick return ... Earned 2015 first-team WJFL All-Constitution Division honors as defensive back as junior.

Personal: Son of Denise Hand ... Cousin of former collegiate players Turk McBride (Tennessee/NFL DT), Antwine Perez (Maryland/USC DB) and Jamil Tyson (Towson CB) ... Kinesiology major.

HAND CAREER STATISTICS
DEFENSIVE

YEAR	G/GS	UT	AT	TT	TFL-YD	QBS-YD	FF/FR	PBU	INT-YD
2017	12/9	31	11	42	0.5-0	0-0	0/0	8	1-0

CAREER BESTS
Tackles: 11 vs. Liberty (9/2/17)
Solo Tackles: 7 vs. Liberty (9/2/17); at Duke (9/16/17)
Tackles-For-Loss: 0.5 at Kansas State (9/30/17)
Interceptions: 1 at Kansas (11/4/17)
Forced Fumbles: N/A
Fumble Recoveries: N/A
Pass Breakups: 2 vs. Liberty (9/2/17); vs. OU (9/23/17); at OSU (10/14/17); vs. WVU (10/21/17)

HAND'S GAME-BY-GAME DEFENSIVE STATS

DATE		OPPONENT	TT	UT	AT	PD	INT-YDS
9/2/17		LIBERTY	11	7	4	2	0-0
9/9/17		UTSA	2	2	0	0	0-0
9/16/17		at Duke	7	7	0	0	0-0
9/23/17	*	OKLAHOMA	2	2	0	2	0-0
9/30/17	*	at Kansas State	2	1	1	0	0-0
10/14/17	*	at Oklahoma State	4	4	0	2	0-0
10/21/17	*	WEST VIRGINIA	4	4	0	2	0-0
10/28/17	*	TEXAS	5	2	3	0	0-0
11/4/17	*	at Kansas	3	2	1	0	1-0
11/11/17	*	vs.Texas Tech	0	0	0	0	0-0
11/18/17	*	IOWA STATE	1	0	1	0	0-0
11/24/17	*	at TCU	1	0	1	0	0-0

25
BYRON HANSPARD JR.
CB • 5-11 • 175 • FR. • HS
DESOTO, TEXAS (DESOTO HS)

One of the nation's top cornerback prospects with plenty of size and outstanding ball skills

High School: Played at DeSoto High School for coach Todd Peterman ... Under Armour All-America Game selection ... Dave Campbell's Texas Football Texas Top 300 ... Landry Award Finalist ... 42 tackles, 3.0 TFL and one interception as a senior ... also had 36 receptions for 493 yards and two touchdowns ... helped team to 10-2 record in 2017 ... tallied 40 tackles and three picks during junior season ... rated four stars by 247 Sports ... No. 289 nationally ... No. 33 in Texas ... No. 12 athlete in the country ... four-star rating by ESPN ... No. 100 in ESPN 300 ... No. 13 in Texas ... No. 13 corner nationally ... three-star corner according to Rivals ... No. 72 in Texas ... picked Baylor over Arkansas, Texas Tech, Colorado and Houston

Personal: Son of Byron, Sr. and Yolanda Hanspard ... father, Byron Sr., was unanimous All-American and the Doak Walker award winner in 1996 at Texas Tech ... major is kinesiology

PLAYERS

33
JAMYCHAL HASTY

RB • 5-9 • 211 • JR. • 2L
LONGVIEW, TEXAS (LONGVIEW HS)

Elusive and quick fourth-year junior running back ... 2018 third team preseason All-Big 12 (Athlon) ... 20 games played with three career starts ... Ran for 314 yards and one TD in injury-marred sophomore season ... Rushed for 623 yards and three scores as a redshirt freshman in 2016 ... Sat out 2015 as redshirt ... on track to graduate in August 2018.

2017 (Sophomore): Played in eight games with three starts ... Ran 76 times on season for 314 yards and one TD while catching career-high 25 passes for career-best 105 yards ... Started at No. 10 TCU, had nine rushes for nine yards and one catch for one yard ... Started vs. Iowa State, had 17 carries for 86 yards and eight catches for 24 yards for second straight game with over 100 total yards ... Rushed 13 times for 73 yards and posted career highs of nine catches for 51 yards vs. Texas Tech while returning one kick for 19 yards ... Nine catches were third most by a Baylor running back in program history ... Carried five times for 28 yards at Kansas, had two catches for five yards and had one kick return for 36 yards ... Rushed five times for seven yards and had career-high three catches for 13 yards vs. Texas ... Posted one catch for eight yards and 10 rushes for 40 yards vs. No. 23 West Virginia ... Returned from injury at No. 14 Oklahoma State, ran six times for 15 yards ... Missed games vs. UTSA, at Duke, vs. Oklahoma and at Kansas State due to injury ... Made first career start vs. Liberty, totaling 11 carries for 56 yards, including a 14-yard TD run, and one catch for three yards before leaving in second half due to injury ... 2017 Preseason All-Big 12 (Athlon).

2016 (Redshirt Freshman): Played in 12 of 13 games reserve running back ... Ranked 154th in FBS and 11th in Big 12 in rushing yards per game (51.9) and 161st and 11th in rushing yards (623) ... Academic All-Big 12 second team ... Garnered Big 12 Newcomer of the Week on Sept. 19 ... Rushed seven times for 32 yards and one touchdown vs. Boise State ... Ran 15 times for 76 yards at No. 13 West Virginia ... Notched 14 carries for 81 yards vs. Texas Tech ... Did not play due to injury vs. Kansas State ... Had career-high 19 carries for 75 yards at No. 9 Oklahoma ... Posted 12 carries for 42 yards vs. TCU ... Tallied six carries for 13 yards at Texas ... Rushed six times for 34 yards vs. Kansas ... Had one rush for four yards and one catch for no yards at Iowa State ... Posted 11 carries for 29 yards vs. Oklahoma State ... Totaled then-career high of 14 carries with career-high 105 yards and one TD along with two catches and 26 receiving yards at Rice to earn Big 12 Newcomer of the Week ... Had seven carries for 64 yards and first career TD vs. SMU ... Produced 68 yards on seven carries as third option in backfield in season-opener vs. Northwestern State.

2015 (Freshman): Redshirted.

High School: National top 300 recruit and All-American running back from Longview (Texas) High School ... Shifty and quick athlete played under head coach John King at LHS ... Ranked No. 204 national recruit by 247Sports, No. 213 by Rivals and No. 262 by ESPN ... Named Semper Fidelis All-American, played in 2015 all-star bowl game in Carson, Calif. ... Rated sixth-best all-purpose back nationally by 247Sports ... Ranked 21st among running back prospects by ESPN and 40th by Scout ... Rated 28th overall prospect in Texas by 247Sports, 29th by Rivals and 37th by ESPN ... Ranked state's No. 24 overall prospect on Austin American-Statesman Fabulous 55, also among top 30 on Waco Tribune-Herald Top 100, 47th by Scout and 47th on Dave Campbell Texas Football Top 150 (rated seventh-best RB prospect in state in 2015 winter publication) ... Rushed for 158 yards on 20 attempts and totaled 80 yards and one TD on five receptions during 2014 injury-shortened senior season for 9-3 LHS squad that reached 5A DI area finals ... Earned 2013 Class 3A All-State honorable mention as junior after rushing for 1,420 yards and 13 TDs ... Also had 12 catches for 255 yards and three TDs while leading Longview to 11-2 record and 5A DII regional semifinals ... Named 2013 first team All-District 12-5A ... Ran for 340 yards and five touchdowns as sophomore in 2012 for 9-4 LHS team that reached regional semis ... Also played basketball and ran track at Longview.

Personal: Son of Mike Hasty and Carol Campbell-Hasty ... Majoring in health, kinesiology and leisure studies.

HASTY CAREER STATISTICS

RUSHING

YEAR	G/GS	ATT	YD	AVG	TD	LP/OPPONENT
2015			redshirt			
2016	12/0	119	623	5.2	3	31/at Rice
2017	8/3	76	314	4.1	1	41/Iowa State
CAREER	**20/3**	**195**	**937**	**4.8**	**4**	**41/Iowa State**

RECEIVING

YEAR	G/GS	REC	YD	AVG	TD	LP/OPPONENT
2015			redshirt			
2016	12/0	3	26	8.7	0	21/at Rice
2017	8/3	25	105	4.2	0	17/Texas Tech
CAREER	**20/3**	**28**	**131**	**4.7**	**0**	**21/at Rice**

CAREER BESTS
RUSHING
Attempts: 19 at Oklahoma (11/12/16)
Yards: 105 at Rice (9/16/16)
Touchdowns: 1, four times, last vs. Liberty (9/2/17)
Longest Rush: 31 at Rice (9/16/16)
100-Yard Games: Season (0); Career (1) (Last at Rice 9/16/16)
200-Yard Games: Season (0); Career (0)

CAREER BESTS
Receptions: 9 vs. Texas Tech (11/11/17)
Receiving Yards: 51 vs. Texas Tech (11/11/17)
Touchdowns: N/A
Longest Reception: 21 at Rice (9/16/16)
100-Yard Games: Season (0); Career (0)
200-Yard Games: Season (0); Career (0)

HASTY'S GAME-BY-GAME RUSHING STATS

DATE		OPPONENT	ATT	YDS	Avg.	TD	TD YDS
9/2/16		NORTHWESTERN STATE	7	68	9.7	0	--
9/10/16		SMU	7	64	9.1	1	4
9/16/16		at Rice	14	105	7.5	1	16
9/24/16	*	OKLAHOMA STATE	11	29	2.6	0	--
10/1/16	*	at Iowa State	1	4	4.0	0	--
10/15/16	*	KANSAS	6	34	5.7	0	--
10/29/16	*	at Texas	6	13	2.2	0	--
11/5/16	*	TCU	12	42	3.5	0	--
11/12/16	*	at Oklahoma	19	75	3.9	0	--
11/19/16	*	KANSAS STATE		DID NOT PLAY			
11/25/16	*	vs. Texas Tech	14	81	5.8	0	--
12/3/16	*	at West Virginia	15	76	5.1	0	--
12/27/16		vs. Boise State	7	32	4.6	1	5

DATE		OPPONENT	ATT	YDS	Avg.	TD	TD YDS
9/2/17		LIBERTY	11	56	5.1	1	14
9/9/17		UTSA		DID NOT PLAY			
9/16/17		at Duke		DID NOT PLAY			
9/23/17	*	OKLAHOMA		DID NOT PLAY			
9/30/17	*	at Kansas State		DID NOT PLAY			
10/14/17	*	at Oklahoma State	6	15	2.5	0	--
10/21/17	*	WEST VIRGINIA	10	40	4.0	0	--
10/28/17	*	TEXAS	5	7	1.4	0	--
11/4/17	*	at Kansas	5	28	5.6	0	--
11/11/17	*	vs. Texas Tech	13	73	5.6	0	--
11/18/17	*	IOWA STATE	17	86	5.1	0	--
11/24/17	*	at TCU	9	9	1.0	0	--

HASTY'S GAME-BY-GAME RECEIVING STATS

DATE		OPPONENT	REC	YDS	AVG	TD	TD YDS
9/2/16		NORTHWESTERN STATE	0	0	0.0	0	--
9/10/16		SMU	0	0	0.0	0	--
9/16/16		at Rice	2	26	13.0	0	--
9/24/16	*	OKLAHOMA STATE	0	0	0.0	0	--
10/1/16	*	at Iowa State	1	0	0.0	0	--
10/15/16	*	KANSAS	0	0	0.0	0	--
10/29/16	*	at Texas	0	0	0.0	0	--
11/5/16	*	TCU	0	0	0.0	0	--
11/12/16	*	at Oklahoma	0	0	0.0	0	--
11/19/16	*	KANSAS STATE		DID NOT PLAY			
11/25/16	*	vs. Texas Tech	0	0	0.0	0	--
12/3/16	*	at West Virginia	0	0	0.0	0	--
12/27/16	*	vs. Boise State	0	0	0.0	0	--

DATE		OPPONENT	REC	YDS	AVG	TD	TD YDS
9/2/17		LIBERTY	1	3	3.0	0	--
9/9/17		UTSA		DID NOT PLAY			
9/16/17		at Duke		DID NOT PLAY			
9/23/17	*	OKLAHOMA		DID NOT PLAY			
9/30/17	*	at Kansas State		DID NOT PLAY			
10/14/17	*	at Oklahoma State	0	0	0.0	0	--

10/21/17	*	WEST VIRGINIA	1	8	8.0	0	--
10/28/17	*	TEXAS	3	13	4.3	0	--
11/4/17	*	at Kansas	2	5	2.5	0	--
11/11/17	*	vs. Texas Tech	9	51	5.7	0	--
11/18/17	*	IOWA STATE	8	24	3.0	0	--
11/24/17	*	at TCU	1	1	1.0	0	--

HASTY'S GAME-BY-GAME RETURN STATS

DATE		OPPONENT	PR/YDS	TD	KR/YDS	TD
9/2/16		NORTHWESTERN STATE	0/0	0	0/0	0
9/10/16		SMU	0/0	0	4/86	0
9/16/16		at Rice	0/0	0	0/0	0
9/24/16	*	OKLAHOMA STATE	0/0	0	0/0	0
10/1/16	*	at Iowa State	0/0	0	2/34	0
10/15/16	*	KANSAS	0/0	0	0/0	0
10/29/16	*	at Texas	0/0	0	2/40	0
11/5/16	*	TCU	0/0	0	0/0	0
11/12/16	*	at Oklahoma	0/0	0	0/0	0
11/19/16	*	KANSAS STATE	DID NOT PLAY			
11/25/16	*	vs. Texas Tech	0/0	0	0/0	0
12/3/16	*	at West Virginia	0/0	0	0/0	0
12/27/16	*	vs. Boise State	0/0	0	0/0	0

DATE		OPPONENT	PR/YDS	TD	KR/YDS	TD
9/2/17		LIBERTY	0/0	0	0/0	0
9/9/17		UTSA	DID NOT PLAY			
9/16/17		at Duke	DID NOT PLAY			
9/23/17	*	OKLAHOMA	DID NOT PLAY			
9/30/17	*	at Kansas State	DID NOT PLAY			
10/14/17	*	at Oklahoma State	0/0	0	0/0	0
10/21/17	*	WEST VIRGINIA	0/0	0	0/0	0
10/28/17	*	TEXAS	0/0	0	0/0	0
11/4/17	*	at Kansas	0/0	0	1/36	0
11/11/17	*	vs. Texas Tech	0/0	0	1/19	0
11/18/17	*	IOWA STATE	0/0	0	0/0	0
11/24/17	*	at TCU	0/0	0	0/0	0

16
PRESTON HEARD
QB • 6-0 • 195 • SO. • RS
BELLAIRE, TEXAS (EPISCOPAL HS)

2017 (Sophomore): Redshirted.

2016 (Freshman): Played in three games and attempted one pass as reserve quarterback ... Rushed four times for 23 yards (longest rush was 13 yards) ... Participated on practice squad. ... 2016 Academic All-Big 12 Rookie team ... Selected to Big 12 Commissioner's Honor Roll in spring 2017 ... Spring 2017 dean's list.

High School: Played at Episcopal High School under head coach Steve Leisz ... Helped team to state title in 2015 ... Named Private School Offensive Player of the Year as senior.

Personal: Son of Denman and Laura Heard ... Cousin Nick Riewoldt was first pick of 2000 Australian Football League and holds all-time record for most marks in AFL history ... Honor roll student at EHS ... Economics major.

82
TYLER HENDERSON
TE • 6-4 • 244 • R-FR. • RS
KYLE, TEXAS (LEHMAN HS)

2017 (Freshman): Redshirted.

High School: Two-time all-district tight end from Lehman High School in Kyle, Texas ... Played under head coach Todd Raymond at LHS ... Rated nation's 32nd-best TE-Y by ESPN and ranked No. 100 among tight ends by 247Sports ... Ranked 144th prospect in Texas by ESPN ... Named 2016 District 25-6A Utility MVP following senior season ... Caught 20 passes for 185 yards and three TDs, also ran 77 times for 482 yards and seven touchdowns as wildcat QB as senior ... In 2015 led LHS with 31 receptions for 325 yards and one TD as junior ... Earned 2014 second-team All-District 14-6A honors as sophomore ... Selected to 2016 THSCA Academic All-State second team for excellence in the classroom ... Top 10 percent honor roll ... National Honor Society.

Personal: Son of Orlando and Sheila Henderson ... Pre-business major.

87
CHRISTOPH HENLE
TE • 6-6 • 251 • FR. • HS
INNSBRUCK, AUSTRIA (THE OAKRIDGE SCHOOL)

Freshman tight end that will compete for playing time during spring ... enrolled January 2018 ... originally from Innsbruck, Austria ... attended high school in Arlington, Texas.

High School: Tight end with capable hands and strong run-blocking potential for coach Phillip Farhat at The Oakridge School in Arlington, Texas ... 24 catches for 348 yards with one touchdown ... had 55 tackles, 15 TFL and 13 sacks on defense ... helped team to 8-2 record as a senior ... recorded 41 receptions for 579 yards and nine touchdowns as a junior ... No. 31 player in DFW according to Ft. Worth Star-Telegram ... three-star prospect according to 247 Sports ... Ranked No. 110 in Texas ... Nation's No. 40 tight end ... rated three stars by ESPN ... Ranked No. 22 tight end nationally ... No. 115 in the state of Texas ... Rivals rating of three stars ... No. 39 tight end ... No. 91 in Texas ... all-district selection as a junior ... selected Baylor over offers from Houston, Illinois and Kentucky ... January enrollee ... originally from Innsbruck, Austria

Personal: Son of Wolfgang and Gudrun Henle ... majoring in pre-business.

18
GAVIN HOLMES
WR • 5-11 • 195 • SO. • 1L
JUSTIN, TEXAS (NORTHWEST HS)

Speedy, versatile sophomore receiver ... established himself as one of Baylor's top receiving threats ... will miss spring 2018 due to knee injury.

2017 (Freshman): Played in nine games with four starts ... Caught 13 passes for 166 yards and two TDs while rushing once for four-yard TD on season ... Started vs. Texas Tech, had three catches for 16 yards and one TD before season-ending injury happened ... Started at Kansas, had four catches for 66 yards and first career TD and one carry for four yards and one TD ... Started vs. Texas but did not record any stats ... Made first career start vs. No. 23 West Virginia, posted career highs of five catches and 72 yards with a long of 56 ... Had first career catch for 12 yards at No. 14 Oklahoma State ... Played but did not record any stats at Kansas State ... Saw action vs. No. 3 Oklahoma but did not record any stats ... Played but did not record any stats at Duke ... Made collegiate debut vs. UTSA but did not record any stats ... Dressed but did not play vs. Liberty.

High School: All-state receiver from Northwest High School in Justin, Texas ... Three-time all-district honoree played under head coach Bill Poe at NHS ... Rated nation's 58th-best receiver prospect in 2017 recruiting class by Scout, ranked No. 70 by 247Sports and No. 74 by Rivals ... Top 100 Texas recruit: ranked No. 60 by Scout, No. 66 by 247Sports and No. 84 by Rivals ... Amassed over 2,700 yards from scrimmage and totaled 27 TDs in three varsity seasons ... Named 2016 first-team Class 5A All-State following senior season, led Northwest to 10-2 record and DI area finals (first playoff wins in program history) ... Also selected 2016 SportsDay HS All-Area first team by Dallas Morning News and All-Area Super Team first team by Fort Worth Star-Telegram ... Named 2016 District 6-5A Offensive MVP ... Totaled 83 receptions for 1,549 yards and 15 TDs (18.7 yards per catch) and had two kick-return touchdowns ... Earned 2015 second-team All-District 5-6A honors as junior, caught 61 passes for 828 yards and eight TDs, also ran for 110 yards on 10 attempts ... Named to 2014 All-District 5-6A second team as sophomore for 6-4 NHS squad ... Made 25 receptions for 266 yards and two TDs in first varsity season.

Personal: Son of Matt and Jodi Holmes ... Pre-business major.

PLAYERS

HOLMES CAREER STATISTICS

RECEIVING

YEAR	G/GS	REC	YD	AVG	TD	LP/OPPONENT
2017	9/4	13	166	12.8	2	56/WVU

RUSHING

YEAR	G/GS	ATT	YD	AVG	TD	LP/OPPONENT
2017	9/4	1	4	4.0	1	4/at Kansas (TD)

CAREER BESTS
RECEIVING
Receptions: 5 vs. West Virginia (10/21/17)
Receiving Yards: 72 vs. West Virginia (10/21/17)
Touchdowns: 1 at Kansas (11/4/17); vs. Texas Tech (11/11/17)
Longest Reception: 56 vs. West Virginia (10/21/17)
100-Yard Games: Season (0); Career (0)
200-Yard Games: Season (0); Career (0)

CAREER BESTS
RUSHING
Attempts: 1 at Kansas (11/4/17)
Yards: 4 at Kansas (11/4/17)
Touchdowns: 1 at Kansas (11/4/17)
Longest Rush: 4 at Kansas (11/4/17)
100-Yard Games: Season (0); Career (0)
200-Yard Games: Season (0); Career (0)

HOLMES' GAME-BY-GAME RECEIVING STATS

DATE		OPPONENT	REC	YDS	AVG	TD	TD YDS
9/2/17		LIBERTY	0	0	0.0	0	--
9/9/17		UTSA	0	0	0.0	0	--
9/16/17		at Duke	0	0	0.0	0	--
9/23/17	*	OKLAHOMA	0	0	0.0	0	--
9/30/17	*	at Kansas State	0	0	0.0	0	--
10/14/17	*	at Oklahoma State	1	12	12.0	0	--
10/21/17	*	WEST VIRGINIA	5	72	14.4	0	--
10/28/17	*	TEXAS	0	0	0.0	0	--
11/4/17	*	at Kansas	4	66	16.5	1	26
11/11/17	*	vs. Texas Tech	3	16	5.3	1	4
11/18/17	*	IOWA STATE		DID NOT PLAY			
11/24/17	*	at TCU		DID NOT PLAY			

HOLMES' GAME-BY-GAME RUSHING STATS

DATE		OPPONENT	ATT	YDS	Avg.	TD	TD YDS
9/2/17		LIBERTY	0	0	0.0	0	--
9/9/17		UTSA	0	0	0.0	0	--
9/16/17		at Duke	0	0	0.0	0	--
9/23/17	*	OKLAHOMA	0	0	0.0	0	--
9/30/17	*	at Kansas State	0	0	0.0	0	--
10/14/17	*	at Oklahoma State	0	0	0.0	0	--
10/21/17	*	WEST VIRGINIA	0	0	0.0	0	--
10/28/17	*	TEXAS	0	0	0.0	0	--
11/4/17	*	at Kansas	1	4	4.0	0	4
11/11/17	*	vs. Texas Tech	0	0	0.0	0	--
11/18/17	*	IOWA STATE		DID NOT PLAY			
11/24/17	*	at TCU		DID NOT PLAY			

11
JAMESON HOUSTON
CB • 5-11 • 196 • JR. • 2L
AUSTIN, TEXAS (ST. MICHAEL'S ACADEMY)

Fourth-year junior defensive back with height and speed ... Has played in 22 career games with four starts.

2017 (Sophomore): Played in 11 games with two starts ... Had 18 tackles, first career TFL and one PBU on season ... Had one tackle at No. 10 TCU ... Started vs. Iowa State, had two tackles ... Started vs. Texas Tech, made four tackles and career high one TFL ... Played at Kansas but did not record any stats ... Posted career-high six tackles (five solo) vs. Texas ... Played vs. No. 23 West Virginia but did not record any stats ... Played at No. 14 Oklahoma State but did not record any stats ... Played at Kansas State but did not record any stats ... Played vs. No. 3 Oklahoma but did not record any stats ... Had one tackle and one PBU at Duke ... Made season debut vs. UTSA, made four tackles (career-high four solo) ... Missed season-opener vs. Liberty due to injury.

2016 (Redshirt Freshman): Appeared in 11 of 13 games with two starts at cornerback ... Tallied one tackle vs. Boise State ... Played but didn't record any stats at No. 13 West Virginia, vs. Texas Tech and vs. Kansas State ... Did not play at No. 9 Oklahoma and vs. Oklahoma State ... Made one tackle and one pass breakup vs. TCU ... Had three tackles (all solo, tying career high) and first career forced fumble and fumble recovery on same play at Texas ... Posted career highs of five tackles and 0.5 tackles-for-loss vs. Kansas ... Totaled three tackles at Iowa State ... Had one PBU at Rice ... Started and notched first two career tackles, both solo, with a PBU vs. SMU ... Started vs. Northwestern State in season-opener and had one PBU.

2015 (Freshman): Redshirted.

High School: Two-time all-state two-way athlete from St. Michael's Academy in Austin, Texas ... Do-it-all play-maker, excelled as defensive back, receiver, running back and returner for head coach Darrell Pantalone at St. Michael's ... Rated nation's No. 63 athlete prospect by ESPN, and No. 76 among safety recruits by Scout ... Ranked 85th in state of Texas by Scout and 90th by ESPN ... Listed on Texas Top 150 by Dave Campbell Texas Football ... 2014 TAPPS DI All-State on both sides of ball (defensive back and athlete) as senior ... Had 33 tackles, four interceptions, two PBUs, forced fumble and 90-yard TD on interception return as starting safety ... Totaled 538 yards and six TDs on 24 receptions and 341 yards and four TDs on 34 rushes, scored two kick-return TDs (90 and 95 yards) ... Also 2014 first-team All-District 2-DI as both DB and utility back ... Named 2014 second team All-Central Texas as utility back by Austin American-Statesman ... Led St. Michael's to 8-3 record and 2013 DI regional semifinals as two-way starter ... Earned 2013 first team TAPPS DI All-State honors as both athlete and DB as junior ... Made 60 tackles (45 solo) and three interception returns for TDs as cornerback ... Offensively, had 530 yards and six TDs on 26 receptions and 420 yards and two TDs on 55 carries ... Also had kickoff return for TD and punt return for TD ... Earned 2012 second-team All-District 2-DI honors as sophomore wide receiver after helping St. Michael's to 12-1 record and DI semifinals ... Totaled 404 yards and four TDs on 23 catches and 47 yards on five rushes as sophomore ... Added one kick return TD ... Earned 2011 All-District 2-DI honorable mention as freshman running back ... Also played basketball (2013 honorable mention Class 5A TAPPS All-State) and track and field (won 2014 TAPPS 5A 200 meters with time of 21.51) at St. Michael's.

Personal: Son of James Houston and Teresa Armstrong ... Cousin, Storm Woods, played football at Oregon State ... Majoring in health, kinesiology and leisure studies.

HOUSTON CAREER STATISTICS

DEFENSIVE

YEAR	G/GS	UT	AT	TT	TFL-YD	QBS-YD	FF/FR	QBH	INT-YD
2016	11/2	17	5	22	0-0	0-0	0/0	0	3-116
2017	11/2	16	2	18	1.0-4	0-0	0/0	1	0-0
CAREER	**22/4**	**29**	**4**	**33**	**1.5-5**	**0-0**	**1/1**	**5**	**0-0**

CAREER BESTS
Tackles: 6 vs. Texas (10/28/17)
Solo Tackles: 5 vs. Texas (10/28/17)
Tackles-For-Loss: 1.0 vs. Texas Tech (11/11/17)
PBUs: 1, five times, last at Duke (9/16/17)
Forced Fumbles: 1 at Texas (10/29/16)
Recovered Fumbles: 1 at Texas (10/29/16)

PLAYERS

HOUSTON'S GAME-BY-GAME DEFENSIVE STATS

DATE		OPPONENT	TT	UT	AT	PD	INT-YDS
9/2/16		NORTHWESTERN STATE	0	0	0	1	0-0
9/10/16		SMU	2	2	0	1	0-0
9/16/16		at Rice	0	0	0	1	0-0
9/24/16	*	OKLAHOMA STATE		DID NOT PLAY			
10/1/16	*	at Iowa State	3	3	0	0	0-0
10/15/16	*	KANSAS	5	3	2	0	0-0
10/29/16	*	at Texas	3	3	0	0	0-0
11/5/16	*	TCU	1	1	0	1	0-0
11/12/16	*	at Oklahoma		DID NOT PLAY			
11/19/16	*	KANSAS STATE	0	0	0	0	0-0
11/25/16	*	vs. Texas Tech	0	0	0	0	0-0
12/3/16	*	at West Virginia	0	0	0	0	0-0
12/27/16		vs. Boise State	1	1	0	0	0-0

DATE		OPPONENT	TT	UT	AT	PD	INT-YDS
9/2/17		LIBERTY		DID NOT PLAY			
9/9/17		UTSA	4	4	0	0	0-0
9/16/17		at Duke	1	0	1	1	0-0
9/23/17	*	OKLAHOMA	0	0	0	0	0-0
9/30/17	*	at Kansas State	0	0	0	0	0-0
10/14/17	*	at Oklahoma State	0	0	0	0	0-0
10/21/17	*	WEST VIRGINIA	0	0	0	0	0-0
10/28/17	*	TEXAS	6	5	1	0	0-0
11/4/17	*	at Kansas	0	0	0	0	0-0
11/11/17	*	vs.Texas Tech	4	4	0	0	0-0
11/18/17	*	IOWA STATE	2	2	0	0	0-0
11/24/17	*	at TCU	1	1	0	0	0-0

90
TYRONE HUNT

DT • 6-4 • 300 • JR. • 2L
ARP, TEXAS (ARP HS)

Fourth-year junior defensive lineman ... Played in all 12 games as sophomore with five starts ... Saw action in all 13 games as redshirt freshman with five starts ... 2016 Motel 6 Cactus Bowl Defensive MVP ... Sat out 2015 as redshirt.

2017 (Sophomore): Played in all 12 games with five starts ... Totaled 18 tackles, 3.5 TFLs, first career fumble recovery and QB hurry on season ... Played at No. 10 TCU but did not record any stats ... Started vs. Iowa State but did not record any stats ... Started vs. Texas Tech and recovered first career fumble ... Started at Kansas, had three tackles ... Started vs. Texas, had two tackles ... Started vs. No. 23 West Virginia, made two tackles ... Started, had one tackle at No. 14 Oklahoma State ... Had one tackle and one TFL at Kansas State ... Posted three tackles and one TFL vs. No. 3 Oklahoma ... Made three tackles, 0.5 TFLs and first career QB hurry at Duke ... Played vs. UTSA but did not record any stats ... Registered three tackles and one TFL vs. Liberty.

2016 (Redshirt Freshman): Played in all 13 games and made five starts at defensive end ... Started vs. Boise State, earned Cactus Bowl Defensive MVP with five tackles and first two career sacks ... Started, notched career-high-tying eight tackles at No. 13 West Virginia ... Started, posted two tackles vs. Texas Tech ... Started, had one tackle vs. Kansas State ... Made first career start at No. 9 Oklahoma, had career-high eight tackles (six solo) and first three career tackles-for-loss ... Played vs. TCU, at Texas, at Iowa State and vs. Oklahoma State but did not record any stats ... Had one tackle vs. Kansas ... Posted one tackle at Rice ... Tallied two tackles vs. SMU ... Recorded two tackles vs. Northwestern State in season-opener.

2015 (Freshman): Redshirted.

High School: All-state defensive lineman from Arp (Texas) High School ... Multi-sport athlete at AHS played football under head coach Dale Irwin ... Rated No. 111 strongside defensive end prospect nationally by 247Sports ... Earned 2014 Class 3A All-State honorable mention on DL as senior ... Named 2014 District 8-3A Co-Defensive MVP for 2014 Arp squad that finished 9-2 and reached 3A DII area finals ... Totaled 60 tackles, 14 TFL, seven sacks, seven QB pressures, five forced fumbles and two PBUs as senior ... Named 2013 first team All-District 10-2A DII as junior ... Made 70 tackles, eight for loss, five sacks and three QB pressures for Arp's 2013 team that finished 7-5 and advanced to 2A DII area finals ... Totaled 50 tackles and 23 pancakes as sophomore in 2012 for AHS squad that finished 9-3 and made regional semifinals ... Also lettered in basketball and track and field at Arp ... Named second team 2014 All-District 18-2A in hoops as junior ... Threw shot put and discus, finished sixth in discus with mark of 151-2 at 2014 Texas state meet.

Personal: Son of Tyrone and Tawkis Hunt ... Majoring in kinesiology.

HUNT CAREER STATISTICS

DEFENSIVE YEAR	G/GS	UT	AT	TT	TFL-YD	QBS-YD	FF/FR	QBH	INT-YD
2015			redshirt						
2016	13/5	20	10	30	5.0-21	2.0-15	0/0	0	0-0
2017	12/5	13	5	18	3.5-11	0-0	0/1	1	0-0
CAREER	**25/10**	**33**	**15**	**48**	**8.5-32**	**2.0-15**	**0/1**	**1**	**0-0**

CAREER BESTS
Tackles: 8 at Oklahoma (11/12/16)
Solo Tackles: 6 at Oklahoma (11/12/16)
Tackles-For-Loss: 3.0 at Oklahoma (11/12/16)
Sacks: 2.0 vs. Boise State (12/27/16)
QB Hurries: 1 at Duke (9/16/17)
Forced Fumbles: N/A
Fumbles Recovered: 1 vs. Texas Tech (11/11/17)

HUNT'S GAME-BY-GAME DEFENSIVE STATS

DATE		OPPONENT	TT	UT	AT	TFL-YDS	QBS-YDS
9/2/16		NORTHWESTERN STATE	2	1	1	0.0-0	0.0-0
9/10/16		SMU	2	1	1	0.0-0	0.0-0
9/16/16		at Rice	1	1	0	0.0-0	0.0-0
9/24/16	*	OKLAHOMA STATE	0	0	0	0.0-0	0.0-0
10/1/16	*	at Iowa State	0	0	0	0.0-0	0.0-0
10/15/16	*	KANSAS	1	0	1	0.0-0	0.0-0
10/29/16	*	at Texas	0	0	0	0.0-0	0.0-0
11/5/16	*	TCU	0	0	0	0.0-0	0.0-0
11/12/16	*	at Oklahoma	8	6	2	3.0-6	0.0-0
11/19/16	*	KANSAS STATE	1	1	0	0.0-0	0.0-0
11/25/16	*	vs. Texas Tech	2	2	0	0.0-0	0.0-0
12/3/16	*	at West Virginia	8	4	4	0.0-0	0.0-0
12/27/16		vs. Boise State	5	4	1	2.0-15	2.0-15

DATE		OPPONENT	TT	UT	AT	TFL-YDS	QBS-YDS
9/2/17		LIBERTY	3	3	0	1.0-3	0.0-0
9/9/17		UTSA	0	0	0	0.0-0	0.0-0
9/16/17		at Duke	3	1	2	0.5-0	0.0-0
9/23/17	*	OKLAHOMA	3	2	1	1.0-2	0.0-0
9/30/17	*	at Kansas State	1	0	1	1.0-6	0.0-0
10/14/17	*	at Oklahoma State	1	1	0	0.0-0	0.0-0
10/21/17	*	WEST VIRGINIA	2	1	1	0.0-0	0.0-0
10/28/17	*	TEXAS	2	1	1	0.0-0	0.0-0
11/4/17	*	at Kansas	3	3	0	0.0-0	0.0-0
11/11/17	*	vs. Texas Tech	0	0	0	0.0-0	0.0-0
11/18/17	*	IOWA STATE	0	0	0	0.0-0	0.0-0
11/24/17	*	at TCU	0	0	0	0.0-0	0.0-0

PLAYERS

84
JALEN HURD
WR • 6-4 • 217 • SR. • TR
HENDERSONVILLE, TENN. (TENNESSEE)

Transfer from Tennessee enrolled at Baylor in May 2017 ... Redshirted the 2017 season ... Will play wide reciever for the Bears ... Left UT second in program history in carries (589), sixth in yards (2,638) and fifth in 100-yard games (11) ... 2016 Outback Bowl MVP ... 2015 All-SEC Associated Press Second Team ... 2015 All-SEC Coaches Second Team ... 2015 GridironNow.com All-SEC Second-Team Offense ... 2014 Campus Insiders Honorable Mention Freshman All-American.

2017 (Senior – Baylor): Redshirted to satisfy NCAA transfer requirements.

2016 (Junior – Tennessee): Appeared in seven games with seven starts ... Had eight carries for 16 yards and one touchdown at South Carolina ... Carried 13 times for 28 yards against Alabama and caught three passes for minus one yard ... Had 92 yards of total offense in comeback win at Georgia, rushing for 42 yards on 10 carries and catching three passes for 50 yards, including a 23-yard touchdown catch ... Against Florida, had 95 yards on 26 carries and had two receptions for 25 yards, including a 23-yard touchdown catch midway through third quarter that sparked UT's second-half comeback ... Rushed for 61 yards and one touchdown on 15 carries vs. Ohio ... Carried 22 yards for 99 yards and caught one pass for one yard in win vs. Virginia Tech ... Rushed for 110 yards on 28 carries and recovered a fumble in end zone in OT for game-winning TD vs. Appalachian State ... 2016 Athlon Sports Preseason First Team All-SEC ... 2016 Doak Walker Award Preseason Watch List ... 2016 Maxwell Award Preseason Watch List ... 2016 Lindy's Sports Preseason Second Team All-SEC.

2015 (Sophomore – Tennessee): Started all 13 games for Tennessee ... Fourth in SEC in rushing yards per game (99.1) and fourth in total rushing yards with 1,288 ... First sophomore to rush for 1,000 yards in single season in Tennessee history ... First sophomore to gain 2,000 rushing yards in career ... Posted 18th 1,000 yard season in Tennessee history, first since Rajion Neal in 2013 ... With 1,288, posted seventh-best single season in Tennessee history ... Had six 100-yard rushing games (Bowling Green, Oklahoma, at Florida, at Missouri, vs. Vanderbilt and vs. Northwestern in Outback Bowl) ... Streak of three straight 100-yard games (Iowa, Bowling Green, Oklahoma), was longest since Arian Foster had five straight 100-yard games in 2005 ... Tied for fourth in SEC in touchdowns with 14 ... Ranked sixth in SEC in rushing touchdowns with 12 ... Multiple touchdowns in four games (Bowling Green, W. Carolina, at Florida, at Kentucky) ... Honored as Outback Bowl MVP after rushing for 130 yards on 24 carries with a touchdown vs. Northwestern ... Gained 120 rushing yards, including career-long 48-yard rush in regular-season finale win over Vanderbilt, also scoring touchdown on 14-yard carry ... Ran for career-high 151 yards on career-high 34 carries at Missouri, surpassing 1,000 yards for season ... Dove in for one-yard touchdown vs. North Texas, gaining 72 rushing yards in win ... Ran for 90 yards (79 in first half) vs. South Carolina ... Scored rushing (4 yards) and receiving (37 yards) touchdowns at Kentucky as part of 98 total yards (61 rushing) ... Pounded out 92 tough yards at No. 8 Alabama, most by Vol player vs. Tide since Tauren Poole (117) in 2010 ... Ran for 80 yards on 21 carries vs. No. 19 Georgia ... Gained 141 total yards (90 rushing and 51 receiving) vs. Arkansas ... Ran for 102 yards and two touchdowns at Florida ... Scored five-yard receiving touchdown and eight-yard rushing score, gaining 68 yards on ground vs. Western Carolina ... Ran for 106 yards, third straight 100-yard game, vs. No. 19 Oklahoma, became first back to run for 100 yards vs. Sooners in two seasons ... Opened 2015 with three rushing touchdowns as part of 123 rushing yards in return to Midstate vs. Bowling Green ... Went over 1,000 career rushing yards vs. Bowling Green ... 2015 Athlon Sports Preseason SEC All Conference Third Team Offense ... 2015 Phil Steele Preseason Third Team All-SEC ... 2015 Lindy's Sports No. 20 Top Running Backs ... 2015 Lindy's Sports Preseason Third Team All-SEC ... 2015 Athlon Sports Preseason Second Team All-SEC.

2014 (Freshman – Tennessee): Appeared in 13 games with nine starts ... Vols leading rusher with 190 carries for 899 yards and five rushing touchdowns ... Fourth-leading freshman rusher in SEC (69.2 yd/game) ... Rushed for 100 yards four times (Georgia, South Carolina, Kentucky and Iowa in TaxSlayer Bowl), most 100-yard rushing games by true freshman since Jamal Lewis' seven in 1997 ... Rushing total of 899 yards is third-most in single-season by true freshman in Tennessee history; No. 2 James Stewart (908 in 1991) and No. 1 Jamal Lewis (1,364 in 1997) ... Ran for 122 yards with first multi-touchdown game in 2015 TaxSlayer Bowl vs. Iowa; scored first two touchdowns of game with scoring runs of three and 29 yards ... 122 rushing yards in TaxSlayer Bowl were most by Vol in bowl game since Travis Henry ran for 180 yards in 2001 Cotton Bowl ... Two rushing touchdowns in bowl were most since Casey Clausen ran for pair in 2002 Florida Citrus Bowl ... Gained 40 yards both rushing and receiving vs. No. 19 Missouri ... Ran for 118 yards including third touchdown of season in win over Kentucky ... Ran for 125 yards at South Carolina, most by Vols true freshman since Jamal Lewis had 127 in 1997 SEC Championship Game; also had team-best seven catches for 58 yards including 21-yard fourth-quarter touchdown ... Ran for 59 yards and led Vols with six catches for 27 yards vs. No. 4 Alabama ... Ran for 40 yards on 13 carries and had two catches for 19 yards at No. 3 Ole Miss ... First start came vs. Florida, ran for 39 yards ... Posted 119 rushing yards on 24 carries with touchdown at No. 12 Georgia; yardage was most by Vols true freshman since Jamal Lewis had 127 in 1997 SEC Championship Game and first by UT true freshman since Bryce Brown (2009) ... Ran for 97 yards at No. 3 Oklahoma ... First rushing touchdown on four-yard rush, totaling 83 yards on 23 carries vs. Arkansas State ... Scored first-career touchdown on 15-yard reception in season opener vs. Utah State; ran 11 times for 29 yards and finished with two catches for 16 yards ... 2014 Campus Insiders Honorable Mention Freshman All-American ... SEC Freshman of the Week (9/8).

High School: Lettered at Beech Senior High School in Hendersonville, Tenn., for coach Anthony Crabtree ... Rated five-star by 247Sports (No. 33 national prospect, No. 4 athlete, No. 1 prospect in Tennessee) ... Rated four-star by ESPN (No. 62 national prospect, No. 7 running back, No. 4 prospect in Tennessee) ... Rated five-star by Rivals (No. 28 national prospect, No. 5 running back, No. 2 prospect in Tennessee) ... Rated four-star by Scout (No. 11 running back) ... Played in 2014 U.S. Army All-American Game ... Played in one game as senior before suffering shoulder injury that ended his 2013 season prematurely ... Ran for 177 yards and three touchdowns on offense and had eight tackles and an interception in lone prep game of 2013 ... Named Tennessee State Mr. Football in 2012 ... Earned first-team all-state from Tennessee Sports Writers as junior ... As junior in 2012, ran for Tennessee state-record 3,357 yards and 43 touchdowns ... Set Tennessee state record with 294 points scored as junior ... Averaged 240 yards per game and 10.58 yards per carry in 2012 ... Gained more than 200 yards in nine games as junior, including three games with at least 390 yards on ground ... Piled up single-game rushing totals of 451, 396 and 394 as junior ... Ran for Tennessee title-game records of 394 yards and seven touchdowns in 2012 championship, 56-35 Beech win over Columbia Central ... Led Beech to 2012 state title with perfect 15-0 record.

Personal: Son of Tara Smotherman and Jay Hurd ... Majoring in health, kinesiology and leisure studies.

HURD CAREER STATISTICS

RECEIVING

YEAR	G/GS	REC	YD	AVG	TD	LP/OPPONENT
2014	13/9	35	221	6.3	2	30/at Oklahoma
2015	13/13	22	190	8.6	2	37/at Kentucky
2016	7/7	10	81	8.1	2	23/two times
CAREER	**33/29**	**67**	**492**	**7.3**	**6**	**37/at Kentucky 2015**

RUSHING

YEAR	G/GS	ATT	YD	AVG	TD	LP/OPPONENT
2014	13/9	190	899	4.7	5	43/at Oklahoma
2015	13/13	277	1288	4.6	12	48/Vanderbilt
2016	7/7	122	473	3.7	3	28/Ohio
CAREER	**33/29**	**589**	**2660**	**4.5**	**20**	**48/Vanderbilt 2015**

CAREER BESTS
RUSHING
Attempts: 34 at Missouri (11/14/15)
Yards: 151 at Missouri (11/14/15)
Touchdowns: 3 vs. Bowling Green (9/5/15)
Longest Rush: 48 vs. Vanderbilt (11/28/15)
100-Yard Rushing Games: Season (0); Career (11)
200-Yard Rushing Games: Season (0); Career (0)

CAREER BESTS
RECEIVING
Receptions: 7 at South Carolina (11/1/14)
Receiving Yards: 58 at South Carolina (11/1/14)
Touchdowns: 1, six times
Longest Reception: 37 at Kentucky (10/31/15)
100-Yard Receiving Games: Season (0); Career (0)
200-Yard Receiving Games: Season (0); Career (0)

PLAYERS

HURD'S GAME-BY-GAME RECEIVING STATS

DATE		OPPONENT	REC	YDS	AVG	TD	TD YDS
8/31/14		UTAH STATE	2	16	8.0	1	15
9/6/14		ARKANSAS STATE	0	0	0.0	0	--
9/13/14		at Oklahoma	2	24	12.0	0	--
9/27/14	*	at Georgia	3	19	6.3	0	--
10/4/14	*	FLORIDA	4	3	0.8	0	--
10/11/14		CHATTANOOGA	0	0	0.0	0	--
10/18/14	*	at Mississippi	2	19	9.5	0	--
10/25/14	*	ALABAMA	6	27	4.5	0	--
11/1/14	*	at South Carolina	7	58	8.3	1	21
11/15/14	*	KENTUCKY	1	11	11.0	0	--
11/22/14	*	MISSOURI	6	40	6.7	0	--
11/29/14	*	at Vanderbilt	0	0	0.0	0	--
1/2/15		vs. Iowa	2	4	2.0	0	--

DATE		OPPONENT	REC	YDS	AVG	TD	TD YDS
9/5/15		vs. Bowling Green	0	0	0.0	0	--
9/12/15		OKLAHOMA	0	0	0.0	0	--
9/19/15		WESTERN CAROLINA	2	12	6.0	1	5
9/26/15	*	at Florida	1	7	7.0	0	--
10/3/15	*	ARKANSAS	3	51	17.0	0	--
10/10/15	*	GEORGIA	3	15	5.0	0	--
10/24/15	*	at Alabama	0	0	0.0	0	--
10/31/15	*	at Kentucky	1	37	37.0	1	37
11/7/15	*	SOUTH CAROLINA	3	13	4.3	0	--
11/14/15		NORTH TEXAS	2	23	11.5	0	--
11/21/15	*	at Missouri	2	-3	-1.5	0	--
11/28/15	*	VANDERBILT	4	35	8.8	0	--
1/1/16		vs. Northwestern	1	0	0.0	0	--

DATE		OPPONENT	REC	YDS	AVG	TD	TD YDS
9/1/16		APPALACHIAN STATE	1	6	6.0	0	--
9/10/16		vs. Virginia Tech	1	1	1.0	0	--
9/17/16		OHIO	0	0	0.0	0	--
9/24/16	*	FLORIDA	2	25	12.5	1	23
10/1/16	*	at Georgia	3	50	16.7	1	19
10/8/16	*	at Texas A&M			DID NOT PLAY		
10/15/16	*	ALABAMA	3	-1	-0.3	0	--
10/29/16	*	at South Carolina	0	0	0.0	0	--
11/5/16		TENNESSEE TECH			DID NOT PLAY		
11/12/16	*	KENTUCKY			DID NOT PLAY		
11/19/16	*	MISSOURI			DID NOT PLAY		
11/26/16	*	at Vanderbilt			DID NOT PLAY		
12/30/16		vs. Nebraska			DID NOT PLAY		

HURD'S GAME-BY-GAME RUSHING STATS

DATE		OPPONENT	ATT	YDS	AVG	TD	TD YDS
8/31/14		UTAH STATE	11	29	2.6	0	--
9/6/14		ARKANSAS STATE	23	83	3.6	1	4
9/13/14		at Oklahoma	14	97	6.9	0	--
9/27/14	*	at Georgia	24	119	5.0	1	1
10/4/14	*	FLORIDA	10	39	3.9	0	--
10/11/14		CHATTANOOGA	2	7	3.5	0	--
10/18/14	*	at Mississippi	13	40	3.1	0	--
10/25/14	*	ALABAMA	16	59	3.7	0	--
11/1/14	*	at South Carolina	21	125	6.0	0	--
11/15/14	*	KENTUCKY	24	118	4.9	1	4
11/22/14	*	MISSOURI	11	40	3.6	0	--
11/29/14	*	at Vanderbilt	5	21	4.2	0	--
1/2/15		vs. Iowa	16	122	7.6	2	3, 29

DATE		OPPONENT	ATT	YDS	AVG	TD	TD YDS
9/5/15		vs. Bowling Green	23	123	5.4	3	8, 1, 13
9/12/15		OKLAHOMA	24	109	4.5	1	8
9/19/15		WESTERN CAROLINA	11	68	6.2	1	8
9/26/15	*	at Florida	28	102	3.6	2	1, 10
10/3/15	*	ARKANSAS	19	90	4.7	0	--
10/10/15	*	GEORGIA	21	80	3.8	0	--
10/24/15	*	at Alabama	18	92	5.1	1	12
10/31/15	*	at Kentucky	18	61	3.4	1	4
11/7/15	*	SOUTH CAROLINA	23	90	3.9	0	--
11/14/15		NORTH TEXAS	15	72	4.8	1	1
11/21/15	*	at Missouri	34	151	4.4	0	--
11/28/15	*	VANDERBILT	19	120	6.3	1	14
1/1/16		vs. Northwestern	24	130	5.4	1	3

DATE		OPPONENT	ATT	YDS	AVG	TD	TD YDS
9/1/16		APPALACHIAN STATE	28	110	3.9	1	0
9/10/16		vs. Virginia Tech	22	99	4.5	0	--
9/17/16		OHIO	15	61	4.1	1	1
9/24/16	*	FLORIDA	26	95	3.7	0	--
10/1/16	*	at Georgia	10	42	4.2	0	--
10/8/16	*	at Texas A&M			DID NOT PLAY		
10/15/16	*	ALABAMA	13	28	2.2	0	--
10/29/16	*	at South Carolina	8	16	2.0	1	1
11/5/16		TENNESSEE TECH			DID NOT PLAY		
11/12/16	*	KENTUCKY			DID NOT PLAY		
11/19/16	*	MISSOURI			DID NOT PLAY		
11/26/16	*	at Vanderbilt			DID NOT PLAY		
12/30/16		vs. Nebraska			DID NOT PLAY		

45
BRYSON JACKSON

LB • 6-2 • 210 • R-FR. • RS
MANSFIELD, TEXAS (LAKE RIDGE HS)

2017 (Freshman): Redshirted.

High School: Two-time all-district linebacker from Lake Ridge High School in Mansfield, Texas ... Played under head coach Kirk Thor at LRHS ... Rated nation's 60th-best OLB prospect in 2017 recruiting class by Rivals, ranked No. 64 by ESPN, No. 76 by Scout and No. 90 by 247Sports ... Listed No. 139 in-state recruit by ESPN and No. 153 by 247Sports ... Earned 2016 first-team All-District 10-5A honors after senior season for Lake Ridge's 8-5 squad that reached DI regional semis ... Totaled 83 tackles (60 solo), four TFL, seven sacks (-35 yards), 13 QB hurries, one fumble recovery (33-yard return) and one forced fumble in senior season ... Named to 2015 All-District 14-5A second team after helping LRHS to state DI runner-up finish and 15-1 record ... Had 52 tackles (35 solo), 11 TFL, 11 sacks, one interception, one pass breakup, two forced fumbles and one fumble recovery as junior ... Also competed for Lake Ridge track and field program.

Personal: Son of Bertram and Carmen Jackson ... Majoring in political science ... Relative Quandre Diggs played football at Texas and for Detroit Lions.

86
JAMIE JACOBS

TE • 6-4 • 243 • SR. • 3L
WACO, TEXAS (MIDWAY HS)

Tight end who moved from defensive end in spring 2018 ... Has played in 26 games with three starts entering 2018 ... local star from Waco-Midway High School ... earned undergraduate degree in December 2017.

2017 (Junior): Played in nine games ... Had 10 tackles on season ... Made two tackles at No. 10 8TCU ... Had two tackles vs. Iowa State ... Played vs. Texas Tech but did not record any stats ... Had one tackle at Kansas ... Played but did not record any stats vs. Texas ... Did not play vs. No. 23 West Virginia at No. 14 Oklahoma State due to injury ... Made one tackle at Kansas State ... Had one tackle vs. No. 3 Oklahoma ... Made one tackle at Duke ... Played but did not record any stats vs. UTSA ... Notched one tackle vs. Liberty.

2016 (Sophomore): Played in all 13 games with three starts at defensive end ... Totaled two tackles vs. Boise State ... Registered one tackle on 0.5 sacks at No. 13 West Virginia ... Started, posted one tackle vs. Texas Tech ... Had one tackle vs. Kansas State ... Made one tackle at No. 9 Oklahoma ... Produced three tackles and tied career high with two solo stops vs. TCU ... Had two tackles and career-high one tackle-for-loss at Texas ... Had one tackle vs. Kansas ... Played at Iowa State but did not record any stats ... Tallied one tackle vs. Oklahoma State ... Posted one tackle at Rice ... Totaled one tackle and 0.5 sacks vs. SMU ... Started season-opening Northwestern State game, had career-high four tackles, 0.5 TFLs and two QB hurries.

2015 (Redshirt Freshman): Played in four games as reserve defensive end as redshirt freshman ... Earned first collegiate letter ... Totaled two tackles on season ... Played in four of season's first five games, did not see action over final eight games ... Made collegiate debut in season-opening win at SMU, made assisted tackle ... Also played in win over Lamar (2nd game), win over Rice (solo tackle, 3rd game) and win at Kansas (5th game).

PLAYERS

2014 (Freshman): Redshirted.

High School: Local athlete from nearby Midway High School in Hewitt, Texas ... Played under head coach Terry Gambill at MHS ... Rated state's 86th-best prospect by ESPN and No. 2 on Waco Tribune-Herald's Centex Top 25 list ... Ranked No. 48 among linebacker prospects by ESPN, and No. 72 among WDEs by 247Sports ... Named second-team 2013 All-District 8-5A as defensive end following senior season when he helped Midway to 9-3 record and DII bi-district finals ... Totaled 36 tackles, six TFL, six sacks, eight QB pressures and four PBUs as senior ... Played outside linebacker as junior in 2012 on MHS squad that finished 13-1 and reached DI state semifinals ... Did not play football (participated on basketball squad) as sophomore in 2011 ... Played football as freshman in 2010.

Personal: Son of James II and Lana Jacobs ... Completed undergrad degree in health, kinesiology and leisure studies in December 2017.

JACOBS CAREER STATISTICS

DEFENSIVE

YEAR	G/GS	UT	AT	TT	TFL-YD	QBS-YD	FF/FR	QBH	INT-YD
2014			redshirt						
2015	4/0	1	1	2	0-0	0-0	0/0	0	0-0
2016	13/3	11	6	17	2.5-5	1.0-2	1/0	0	0-0
2017	10/0	5	5	10	0-0	0-0	0/0	0	0-0
CAREER	**27/3**	**17**	**12**	**29**	**2.5-5**	**1.0-2**	**0/0**	**0**	**0-0**

CAREER BESTS

Tackles: 3 vs. TCU (11/5/16)
Solo Tackles: 2 at Texas (10/29/16); vs. TCU (11/5/16); vs. Boise State (12/27/16)
Tackles-For-Loss: 1.0 at Texas (10/29/16)
Sacks: 0.5 vs. SMU (9/10/16); at WVU (12/3/16)
QB Hurries: 2 vs. Northwestern State (9/2/16)
Forced Fumbles: N/A
Fumbles Recovered: N/A

JACOBS' GAME-BY-GAME DEFENSIVE STATS

DATE		OPPONENT	TT	UT	AT	TFL-YDS	QBS-YDS
9/4/15		at SMU	1	0	1	0.0-0	0.0-0
9/12/15		LAMAR	0	0	0	0.0-0	0.0-0
9/26/15		RICE	1	1	0	0.0-0	0.0-0
10/3/15	*	vs. Texas Tech		DID NOT PLAY			
10/10/15	*	at Kansas		DID NOT PLAY			
10/17/15	*	WEST VIRGINIA		DID NOT PLAY			
10/24/15	*	IOWA STATE		DID NOT PLAY			
11/5/15	*	at Kansas State		DID NOT PLAY			
11/14/15	*	OKLAHOMA		DID NOT PLAY			
11/21/15	*	at Oklahoma State		DID NOT PLAY			
11/27/15	*	at TCU		DID NOT PLAY			
12/5/15	*	TEXAS		DID NOT PLAY			
12/29/15		vs. North Carolina	0	0	0	0.0-0	0.0-0

DATE		OPPONENT	TT	UT	AT	TFL-YDS	QBS-YDS
9/2/16		NORTHWESTERN STATE	2	0	2	0.5-1	0.0-0
9/10/16		SMU	1	0	1	0.5-1	0.5-1
9/16/16		at Rice	1	1	0	0.0-0	0.0-0
9/24/16	*	OKLAHOMA STATE	1	0	1	0.0-0	0.0-0
10/1/16	*	at Iowa State	0	0	0	0.0-0	0.0-0
10/15/16	*	KANSAS	1	1	0	0.0-0	0.0-0
10/29/16	*	at Texas	2	2	0	1.0-2	0.0-0
11/5/16	*	TCU	3	2	1	0.0-0	0.0-0
11/12/16	*	at Oklahoma	1	1	0	0.0-0	0.0-0
11/19/16	*	KANSAS STATE	1	1	0	0.0-0	0.0-0
11/25/16	*	vs. Texas Tech	1	1	0	0.0-0	0.0-0
12/3/16	*	at West Virginia	0	0	0	0.5-1	0.5-1
12/27/16		vs. Boise State	2	2	0	0.0-0	0.0-0

DATE		OPPONENT	TT	UT	AT	TFL-YDS	QBS-YDS
9/2/17		LIBERTY	1	0	1	0.0-0	0.0-0
9/9/17		UTSA	0	0	0	0.0-0	0.0-0
9/16/17		at Duke	1	1	0	0.0-0	0.0-0
9/23/17	*	OKLAHOMA	1	1	0	0.0-0	0.0-0
9/30/17	*	at Kansas State	1	0	1	0.0-0	0.0-0
10/14/17	*	at Oklahoma State		DID NOT PLAY			
10/21/17	*	WEST VIRGINIA		DID NOT PLAY			
10/28/17	*	TEXAS	0	0	0	0.0-0	0.0-0
11/4/17	*	at Kansas	1	1	0	0.0-0	0.0-0
11/11/17	*	vs. Texas Tech	1	0	1	0.0-0	0.0-0
11/18/17	*	IOWA STATE	2	1	1	0.0-0	0.0-0
11/24/17	*	at TCU	2	1	1	0.0-0	0.0-0

92
MICHEAL JOHNSON

DT • 6-1 • 291 • JR. • 2L
MISSOURI CITY, TEXAS (HIGHTOWER HS)

Backup at the defensive tackle spot ... Played in 11 games with one start in 2017 ... Appeared in three games as true freshman in 2016 ... 2016 Academic All-Big 12 Rookie team.

2017 (Sophomore): Second-team Academic All-Big 12 ... Played at No. 10 TCU but did not record any stats ... Made one tackle vs. Iowa State ... Played vs. Texas Tech but did not have any stats ... Made one tackle at Kansas ... Had one tackle vs. Texas ... Played vs. No. 23 West Virginia but did not record any stats ... Played but did not record any stats at No. 14 Oklahoma State ... Played at Kansas State but did not record any stats after leaving due to injury ... Saw action vs. No. 3 Oklahoma but did not record any stats ... Played but did not record any stats at Duke ... Made first career start vs. UTSA, had first career TFL ... Posted one tackle vs. Liberty.

2016 (Freshman): Played in three games as reserve defensive lineman ... Saw first action of his career in win over Kansas ... Recorded two tackles against Jayhawks ... Posted one tackle and one QB hurry at Texas ... Tallied one solo stop vs. TCU ... 2016 Academic All-Big 12 Rookie team ... Selected to Big 12 Commissioner's Honor Roll in spring 2017.

High School: All-state defensive lineman from Hightower High School in Missouri City, Texas ... Two-time district MVP for head coach Padriac McGinnis at HHS ... Member of USA Football national team (under 19) for 2016 International Bowl in Arlington, Texas ... Rated No. 32 strongside defensive end prospect nationally by 247Sports, ranked No. 65 among DEs by Scout and No. 108 by ESPN ... Top 100 Texas recruit: ranked 78th on Dave Campbell Texas Football Top 150, 82nd on Lone Star 100, 96th by 247Sports and on Waco Tribune-Herald Top 100 ... Listed among Houston Chronicle's Houston Top 100 ... Led Hightower to 10-1 record and 2015 bi-district finals as senior, named District 23-6A Defensive Player of Year ... Also selected first-team All-Greater Houston ... Made 80 tackles, 22 TFL and nine sacks as senior ... Earned 2014 Class 6A All-State honorable mention following junior season ... Named 2014 District 23-6A Defensive Player of Year after totaling 50 tackles, 17 TFL and 10 sacks ... Helped HHS to 8-4 record and 2013 area finals as sophomore, had five sacks.

Personal: Son of Micheal and Yolander Johnson ... Major is kinesiology.

JOHNSON CAREER STATISTICS

DEFENSIVE

YEAR	G/GS	UT	AT	TT	TFL-YD	QBS-YD	FF/FR	QBH	INT-YD
2016	3/0	2	2	4	0-0	0-0	0/0	1	0-0
2017	12/1	4	1	5	1.0-4	0-0	0/0	1	0-0
CAREER	**15/1**	**6**	**3**	**9**	**1.0-4**	**0-0**	**0/0**	**2**	**0-0**

CAREER BESTS

Tackles: 2 vs. Kansas (10/15/16)
Solo Tackles: 1, five times, last vs. Texas (10/28/17)
Tackles-For-Loss: 1.0 vs. UTSA (9/9/17)
Sacks: N/A
Interceptions: N/A
Forced Fumbles: N/A
Fumble Recoveries: N/A
QB Hurries: 1 at Texas (10/29/16); at Duke (9/16/17)

JOHNSON'S GAME-BY-GAME DEFENSIVE STATS

DATE		OPPONENT	TT	UT	AT	TFL-YDS	QBS-YDS
9/2/16		NORTHWESTERN STATE		DID NOT PLAY			
9/10/16		SMU		DID NOT PLAY			
9/16/16		at Rice		DID NOT PLAY			
9/24/16	*	OKLAHOMA STATE		DID NOT PLAY			
10/1/16	*	at Iowa State		DID NOT PLAY			
10/15/16	*	KANSAS	2	0	2	0.0-0	0.0-0
10/29/16	*	at Texas	1	1	0	0.0-0	0.0-0
11/5/16	*	TCU	1	1	0	0.0-0	0.0-0
11/12/16	*	at Oklahoma		DID NOT PLAY			
11/19/16	*	KANSAS STATE		DID NOT PLAY			
11/25/16	*	vs. Texas Tech		DID NOT PLAY			
12/3/16	*	at West Virginia		DID NOT PLAY			
12/27/16		vs. Boise State		DID NOT PLAY			

PLAYERS

DATE		OPPONENT	TT	UT	AT	TFL-YDS	QBS-YDS
9/2/17		LIBERTY	1	1	0	0.0-0	0.0-0
9/9/17		UTSA	1	1	0	1.0-4	0.0-0
9/16/17		at Duke	0	0	0	0.0-0	0.0-0
9/23/17	*	OKLAHOMA	0	0	0	0.0-0	0.0-0
9/30/17	*	at Kansas State	0	0	0	0.0-0	0.0-0
10/14/17	*	at Oklahoma State	0	0	0	0.0-0	0.0-0
10/21/17	*	WEST VIRGINIA	0	0	0	0.0-0	0.0-0
10/28/17	*	TEXAS	1	1	0	0.0-0	0.0-0
11/4/17	*	at Kansas	1	1	0	0.0-0	0.0-0
11/11/17	*	vs. Texas Tech	0	0	0	0.0-0	0.0-0
11/18/17	*	IOWA STATE	1	0	1	0.0-0	0.0-0
11/24/17	*	at TCU	0	0	0	0.0-0	0.0-0

44
CLAY JOHNSTON

LB • 6-1 • 226 • JR. • 2L
ABILENE, TEXAS (WYLIE HS)

Fourth-year junior linebacker ... returning starter at the MIKE position ... second team preseason All-Big 12 (Phil Steele) ... Ranks fifth on team with nine straight starts ... 80 career tackles with 13.0 TFL ... Father, Kent, spent over two decades as strength and conditioning coach, most recently with the NFL's San Diego Chargers ... 2017 Honorable Mention All-Big 12 (coaches).

2017 (Sophomore): Played in eight games with eight starts ... Set career highs with 54 tackles, nine TFLs, one sack, one forced fumble and three QB hurries on season ... Led Baylor in tackles in five games ... Had at least six tackles in six of eight games during season and had at least one TFL in all but two games ... Started, had two tackles vs. Texas before leaving early due to season-ending injury ... Started vs. No. 23 West Virginia, had seven tackles ... Started at No. 14 Oklahoma State, had two tackles and 0.5 TFLs ... Started, made seven tackles and one TFL at Kansas State ... Started, notched seven tackles, all solo, and one TFL vs. No. 3 Oklahoma ... Started, tallied career highs of 13 tackles, one sack, three TFLs and two QB hurries at Duke ... Started vs. UTSA, made career-high 10 tackles (career-high nine solo) and one TFL ... Started, had then-career highs of six tackles and 2.5 TFLs along with first forced fumble and one QB hurry vs. Liberty.

2016 (Redshirt Freshman): Played in all 13 games with two starts at linebacker and defensive end ... Started vs. Boise State, made four tackles and 0.5 tackles-for-loss ... Tallied four tackles at No. 13 West Virginia ... Posted two tackles and QB hurry vs. Kansas State ... Had two tackles at No. 9 Oklahoma ... Made first start, had three tackles and 0.5 TFLs vs. TCU ... Registered one tackle and first interception with 65-yard return vs. Kansas ... Tallied one tackle at Iowa State ... Notched two tackles vs. Oklahoma State ... Totaled two tackles and one TFL vs. SMU ... Made career-high five tackles and two TFLs vs. Northwestern State in season-opener ... Played but did not record stats at Rice, Texas and vs. Texas Tech.

2015 (Freshman): Redshirted.

High School: Two-time all-state linebacker from Wylie High School in Abilene, Texas ... Two-way player under head coach Hugh Sandifer at WHS ... Rated nation's 69th outside linebacker prospect by ESPN and 73rd by Scout ... Listed state's No. 10 LB recruit by Dave Campbell's Texas Football 2015 winter publication ... Listed among Texas Top 150 by Dave Campbell's Texas Football and No. 137 in-state prospect by ESPN ... Two-way all-state honoree as senior, named 2014 second team Class 4A All-State on defense and honorable mention running back ... Earned 2014 second-team All-Texas honors from Dave Campbell's Texas Football, named All-Big Country Super Team Player of Year by Abilene Reporter-News and District 3-4A MVP ... Led Wylie to 10-3 record, 2014 4A DI regional semifinals and No. 5 final ranking as senior ... Totaled 85 tackles (17 for loss), six sacks, 12 QB hurries, six PBUs and three forced fumbles ... Offensively, took over as starting tailback in week six after injury to teammate, ran for more than 1,050 yards and 19 TDs, also 200-plus yards on 10 receptions ... Also blocked three kicks and had 28-yard kickoff return on special teams as senior ... Named 2013 first team Class 3A All-State at linebacker as junior ... Selected 2013 All-Big Country Super Team Defensive MVP by Abilene Reporter-News after leading WHS to 8-4 record and to 3A DI area finals ... Made 138 tackles, 34 TFL, six sacks and five PBUs as junior.

Personal: Son of Kent and Pam Johnston ... has three brothers: Kody, Kole and Cade ... Kody, played football at Texas A&M and Kole at Tarleton State ... father spent 24 years as NFL strength coach ... Majoring in health, kinesiology and leisure studies.

JOHNSTON CAREER STATISTICS

DEFENSIVE

YEAR	G/GS	UT	AT	TT	TFL-YD	QBS-YD	FF/FR	QBH	INT-YD
2015			redshirted						
2016	13/2	14	12	26	4.0-14	0-0	0/0	1	1-65
2017	8/8	34	20	54	9.0-29	1.0-7	1/0	3	0-0
CAREER	21/10	48	33	80	13.0-43	1.0-7	1/0	4	1-65

CAREER BESTS
Tackles: 13 at Duke (9/16/17)
Solo Tackles: 9 vs. UTSA (9/9/17)
Tackles-For-Loss: 3.0 at Duke (9/16/17)
Sacks: 1.0 at Duke (9/16/17)
Interceptions: 1 vs. Kansas (10/15/16)
Forced Fumbles: 1 vs. Liberty (9/2/17)
Fumble Recoveries: N/A
QB Hurries: 2 at Duke (9/16/17)

JOHNSTON'S GAME-BY-GAME DEFENSIVE STATS

DATE		OPPONENT	TT	UT	AT	TFL-YDS	QBS-YDS
9/2/16		NORTHWESTERN STATE	5	5	0	2.0-12	0.0-0
9/10/16		SMU	2	2	0	1.0-1	0.0-0
9/16/16		at Rice	0	0	0	0.0-0	0.0-0
9/24/16	*	OKLAHOMA STATE	2	0	2	0.0-0	0.0-0
10/1/16	*	at Iowa State	1	0	1	0.0-0	0.0-0
10/15/16	*	KANSAS	1	0	1	0.0-0	0.0-0
10/29/16	*	at Texas	0	0	0	0.0-0	0.0-0
11/5/16	*	TCU	3	2	1	0.5-1	0.0-0
11/12/16	*	at Oklahoma	8	6	2	0.0-0	0.0-0
11/19/16	*	KANSAS STATE	1	1	0	0.0-0	0.0-0
11/25/16	*	vs. Texas Tech	2	2	0	0.0-0	0.0-0
12/3/16	*	at West Virginia	8	4	4	0.0-0	0.0-0
12/27/16		vs. Boise State	5	4	1	0.5-1	0.0-0

DATE		OPPONENT	TT	UT	AT	TFL-YDS	QBS-YDS
9/2/17		LIBERTY	6	3	3	0.0-0	0.0-0
9/9/17		UTSA	10	9	1	0.0-0	0.0-0
9/16/17		at Duke	13	6	7	0.0-0	0.0-0
9/23/17	*	OKLAHOMA	7	7	0	0.0-0	0.0-0
9/30/17	*	at Kansas State	7	4	3	0.0-0	0.0-0
10/14/17	*	at Oklahoma State	2	0	2	0.0-0	0.0-0
10/21/17	*	WEST VIRGINIA	7	5	2	0.0-0	0.0-0
10/28/17	*	TEXAS	2	0	2	0.0-0	0.0-0
11/4/17	*	at Kansas		DID NOT PLAY			
11/11/17	*	vs. Texas Tech		DID NOT PLAY			
11/18/17	*	IOWA STATE		DID NOT PLAY			
11/24/17	*	at TCU		DID NOT PLAY			

32
LENOY JONES, JR.

LB • 5-11 • 227 • JR. • 2L
WACO, TEXAS (MIDWAY HS)

Fourth-year junior linebacker ... Has played in 21 career games with two starts ... 2016 Academic All-Big 12 second team ... Sat out 2015 as redshirt ... Local product from nearby Midway High School ... Father, Lenoy Sr., played in NFL (Oilers and Browns) ... on track to graduate in August 2018.

2017 (Sophomore): Played in eight games with one start ... Totaled career-high 27 tackles along with two TFLs, one sack and one forced fumble on season ... Started at No. 10 TCU, had career-high-tying seven tackles along with 1.5 TFLs, one sack and one forced fumble ... Tallied career-high seven tackles vs. Iowa State ... Played but did not record any stats vs. Texas Tech ... Had one tackle at Kansas ... Posted four tackles and 0.5 TFLs vs. Texas ... Had three tackles vs. West Virginia ... Made five tackles at Oklahoma State ... Returned from injury at Kansas State but did not record any stats ... Missed games first four games due to injury.

2016 (Redshirt Freshman): Played in all 13 games with one start at linebacker ... Academic All-Big 12 second team ... Made one tackle vs. Boise State ... Started for first time, had career-high six tackles, two tackles-for-loss and one sack vs. Kansas State ... Posted one tackle at No. 9 Oklahoma ... Had one tackle vs. TCU ... Notched career-high

six tackles with 1.5 TFLs and first forced fumble vs. Kansas ... Registered one tackle vs. Oklahoma State ... Made two tackles vs. SMU ... Had two tackles vs. Northwestern State in season-opener ... Played but did not record stats at Rice, Iowa State, Texas, vs. Texas Tech and at No. 13 West Virginia ... Selected to Big 12 Commissioner's Honor Roll in spring 2017.

2015 (Freshman): Redshirted.

High School: All-state linebacker from nearby Midway High School in Hewitt, Texas ... Played under head coach Terry Gambill at MHS ... National position ranking among linebacker prospects: 59th by ESPN, 78th by 247Sports and 88th by Scout ... Named 2014 District 12-6A Defensive MVP and unanimous first team after leading Midway to 12-1 record and to 6A DII regional semifinals as senior ... Totaled 154 tackles, 10 for loss, nine QB hurries, three forced fumbles, two fumbles recovered, two PBUs and one sack, earned first-team 2014 Super Centex honors from Waco Tribune-Herald ... Earned 2013 Class 5A All-State honorable mention as junior, helped MHS to 9-3 record and to 5A DII area finals ... Totaled 162 tackles (10 for loss), three sacks and four PBUs, named to 2013 All-District 8-5A second team ... Made 61 tackles as sophomore on varsity for 2012 Midway team that finished 13-1 and in 5A DII state quarterfinals ... Teammate at MHS of fellow Baylor Bears Pooh Stricklin and Jamie Jacobs.

Personal: Son of Lenoy and Lajuana Jones ... Father is linebackers coach at Midway High, played football at TCU and in NFL for Houston Oilers and Cleveland Browns ... Majoring in health, kinesiology and leisure studies.

L. JONES CAREER STATISTICS

DEFENSIVE

YEAR	G/GS	UT	AT	TT	TFL-YD	QBS-YD	FF/FR	QBH	INT-YD
2015			redshirted						
2016	13/1	17	3	20	2.0-10	1.0-7	1/0	0	0-0
2017	8/1	16	11	27	2.0/11	1.0/8	1/0	0	0-0
CAREER	**21/2**	**33**	**14**	**47**	**5.5/26**	**2.0/15**	**2/0**	**0**	**0-0**

CAREER BESTS

Tackles: 7 vs. Iowa State (11/18/17); at TCU (11/24/17)
Solo Tackles: 5 vs. Kansas State (11/19/16); vs. Kansas (10/15/16)
Tackles-For-Loss: 2.0 vs. Kansas State (11/19/16)
Sacks: 1.0 vs. Kansas State (11/19/16)
Interceptions: N/A
Forced Fumbles: 1 vs. Kansas (10/15/16); at TCU (11/24/17)
Fumble Recoveries: N/A
QB Hurries: N/A

L. JONES JR.'S GAME-BY-GAME DEFENSIVE STATS

DATE		OPPONENT	TT	UT	AT	TFL-YDS	QBS-YDS
9/2/16		NORTHWESTERN STATE	2	1	1	0.0-0	0.0-0
9/10/16		SMU	2	2	0	0.0-0	0.0-0
9/16/16		at Rice	0	0	0	0.0-0	0.0-0
9/24/16	*	OKLAHOMA STATE	1	1	0	0.0-0	0.0-0
10/1/16	*	at Iowa State	0	0	0	0.0-0	0.0-0
10/15/16	*	KANSAS	6	5	1	1.5-3	0.0-0
10/29/16	*	at Texas	0	0	0	0.0-0	0.0-0
11/5/16	*	TCU	1	1	0	0.0-0	0.0-0
11/12/16	*	at Oklahoma	1	1	0	0.0-0	0.0-0
11/19/16	*	KANSAS STATE	6	5	1	2.0-12	1.0-7
11/25/16	*	vs. Texas Tech	0	0	0	0.0-0	0.0-0
12/3/16	*	at West Virginia	0	0	0	0.0-0	0.0-0
12/27/16		vs. Boise State	1	1	0	0.0-0	0.0-0

DATE		OPPONENT	TT	UT	AT	TFL-YDS	QBS-YDS
9/2/17		LIBERTY		DID NOT PLAY			
9/9/17		UTSA		DID NOT PLAY			
9/16/17		at Duke		DID NOT PLAY			
9/23/17	*	OKLAHOMA		DID NOT PLAY			
9/30/17	*	at Kansas State	0	0	0	0.0-0	0.0-0
10/14/17	*	at Oklahoma State	5	4	1	0.0-0	0.0-0
10/21/17	*	WEST VIRGINIA	3	2	1	0.0-0	0.0-0
10/28/17	*	TEXAS	4	2	2	0.5-0	0.0-0
11/4/17	*	at Kansas	1	1	0	0.0-0	0.0-0
11/11/17	*	vs. Texas Tech	0	0	0	0.0-0	0.0-0
11/18/17	*	IOWA STATE	7	3	4	0.0-0	0.0-0
11/24/17	*	at TCU	7	4	3	1.5-11	1.0-8

34

MARQUES JONES

WR • 6-2 • 204 • JR. • 1L
MCKINNEY, TEXAS (MCKINNEY HS)

Speedy walk-on has seen time at both defensive back and wide receiver during Baylor career ... key member of multiple special teams units ... 2018 Gerald Lage Academic Achievement Award from Big 12 ... 2017 Academic All-Big 12 first team ... owns a 3.98 GPA in Electrical and Computer Engineering.

2017 (Sophomore): Played in all 12 games with one start ... Had three receptions for 35 yards on season ... Made one catch for 12 yards at No. 10 TCU ... Had first two career catches for 23 yards vs. Texas ... made first career start against the Longhorns ... also had two tackles and recovered a fumble.

2016 (Redshirt Freshman): Did not see game action ... Selected to Big 12 Commissioner's Honor Roll spring 2017 ... Spring 2017 4.0 Club honoree ... Spring 2017 Dean's List.

2015 (Freshman): Redshirted.

High School: Two-year letterwinner at McKinney High School under head coach Jeff Smith ... Second-team all-district as safety as senior ... Also lettered twice in track ... Finished third in district in triple jump as senior ... Finished second in district in 4x100m relay as senior ... Named team's most improved track athlete as senior.

Personal: Son of Amy Jones ... Member of Fellowship of Christian Athletes ... Four-year honor roll student ... Academic all-state elite as senior ... Majoring in electrical and computer engineering.

M. JONES CAREER STATISTICS

RECEIVING

YEAR	G/GS	REC	YD	AVG	TD	LP/OPPONENT
2015			redshirt			
2016	0/0	0	0	0.0	0	--
2017	12/1	3	35	11.7	0	14/Texas
CAREER	**12/1**	**3**	**35**	**11.7**	**0**	**14/Texas**

DEFENSIVE

YEAR	G/GS	UT	AT	TT	TFL-YD	QBS-YD	FF/FR	QBH	INT-YD
2015			redshirt						
2016	0/0	0	0	0	0-0	0-0	0/0	0	0-0
2017	12/1	1	1	2	0-0	0-0	0/1	0	0-0
CAREER	**12/1**	**1**	**1**	**2**	**0-0**	**0-0**	**0/1**	**0**	**0-0**

CAREER BESTS

Receptions: 2 vs. Texas (10/28/17)
Receiving Yards: 23 vs. Texas (10/28/17)
Touchdowns: N/A
Longest Reception: 14 vs. Texas (10/28/17)
100-Yard Games: Season (0); Career (0)
200-Yard Games: Season (0); Career (0)

M. JONES' GAME-BY-GAME RECEIVING STATS

DATE		OPPONENT	REC	YDS	AVG	TD	TD YDS
9/2/17		LIBERTY	0	0	0.0	0	--
9/9/17		UTSA	0	0	0.0	0	--
9/16/17		at Duke	0	0	0.0	0	--
9/23/17	*	OKLAHOMA	0	0	0.0	0	--
9/30/17	*	at Kansas State	0	0	0.0	0	--
10/14/17	*	at Oklahoma State	0	0	0.0	0	--
10/21/17	*	WEST VIRGINIA	0	0	0.0	0	--
10/28/17	*	TEXAS	2	23	11.5	0	--
11/4/17	*	at Kansas	0	0	0.0	0	--
11/11/17	*	vs. Texas Tech	0	0	0.0	0	--
11/18/17	*	IOWA STATE	0	0	0.0	0	--
11/24/17	*	at TCU	1	12	12.0	0	--

PLAYERS

94
XAVIER JONES
DE • 6-3 • 228 • SR. • 3L
MAGNOLIA, TEXAS (MAGNOLIA WEST HS)

Fifth-year senior defensive end ... started two games in 2017 before suffering broken leg ... owns 9.5 TFL and 2.5 sacks in career ... has played in 22 games with four starts over first three seasons of competition ... completed undergraduate degree in December 2017.

2017 (Junior): Played in four games with two starts ... Had six tackles, two TFLs and career-high 1.5 sacks on season ... Started, had one tackle vs. No. 3 Oklahoma before leaving game due to season-ending injury ... Started, notched one tackle at Duke ... Made three tackles with career-high 1.5 sacks vs. UTSA ... Had one tackle and 0.5 TFLs vs. Liberty.

2016 (Sophomore): Played in all 13 games with two starts at defensive end ... Started, had four tackles and one tackle-for-loss vs. Kansas State before leaving game due to injury ... Made first career start at No. 9 Oklahoma, had one tackle and QB hurry ... Had one tackle vs. TCU ... Posted career-high six tackles (three solo) and career-high-tying two TFLs at Texas while forcing first career fumble ... Recorded three tackles and one TFL vs. Kansas ... Totaled four tackles and 0.5 TFLs at Iowa State ... Notched four tackles, career-high two TFLs and first career sack vs. Oklahoma State ... Had one tackle and TFL vs. Northwestern State ... Played but did not record any stats vs. Boise State, at No. 13 West Virginia, vs. Texas Tech, vs. SMU and at Rice.

2015 (Redshirt Freshman): Played in five of 13 games in first season ... Earned first collegiate letter ... Played special teams in five of season's first six games, and saw action on line in three games ... Totaled one solo tackle on season ... Made collegiate debut in season-opening win at SMU, played on special teams ... Played as backup DE in wins vs. Lamar (second game), Rice (third game) and at Kansas (fifth game) ... Made career-first tackle at KU.

2014 (Freshman): Redshirted.

High School: Two-time all-state honoree from Magnolia West High School in Magnolia, Texas ... Three-time all-district defensive end under head coach Shawn Bell, former Baylor letter-winning QB and current BU offensive analyst, at MWHS ... Rated 63rd among national defensive ends by 247Sports and 75th by Scout ... One of 11 D-linemen listed among Houston Top 100 listing by VYPE/Rivals ... Earned 2013 Class 4A All-State honorable mention as senior after leading Magnolia West to 9-4 record and DI regional finals ... Named 2013 District 18-4A Defensive MVP and 2013 All-County Defensive Co-MVP (by The Courier of Montgomery County) after totaling 70 tackles, 16 TFLs, eight sacks, 15 QB hurries, two PBUs and one forced fumble ... Also earned 2013 All-Greater Houston second team (Houston Chronicle) and 2013 All-District 18-4A first team recognition ... Named 2012 honorable mention Class 4A All-State as junior on 6-5 bi-district final MWHS squad ... Earned 2012 District 18-4A Defensive MVP and All-County Defensive Co-MVP honors ... Named 2012 first-team All-District 18-4A after totaling 51 tackles, 10 TFL, five sacks, 11 QB pressures, three PBUs, one forced fumble and one fumble recovery as junior ... Earned 2011 first-team All-District 17-4A honors as sophomore for 9-3 MWHS squad that reached DII area finals ... Made 43 tackles and seven sacks as sophomore.

Personal: Son of Kimberlyn and Orlando Jones ... Completed undergrad degree in health, kinesiology and leisure studies in December 2017.

X. JONES CAREER STATISTICS

DEFENSIVE

YEAR	G/GS	UT	AT	TT	TFL-YD	QBS-YD	FF/FR	QBH	INT-YD
2014			redshirt						
2015	5/0	1	0	1	0-0	0-0	0/0	0	0-0
2016	13/2	15	9	24	7.5-27	1.0-9	1/0	1	0-0
2017	4/2	2	4	6	2.0-5	1.5-3	0/0	0	0-0
CAREER	**22/4**	**18**	**13**	**31**	**9.5-32**	**2.5-12**	**1/0**	**1**	**0-0**

CAREER BESTS
Tackles: 6 at Texas (10/29/16)
Solo Tackles: 3 vs. OSU (9/24/16); at Texas (10/29/16)
Tackles for loss: 2.0 vs. OSU (9/24/16); at Texas (10/29/16)
Sacks: 1.5 vs. UTSA (9/9/17)
Forced Fumbles: 1 at Texas (10/29/16)
QB Hurries: 1 at Oklahoma (11/12/16)

X. JONES' GAME-BY-GAME DEFENSIVE STATS

DATE		OPPONENT	TT	UT	AT	TFL-YDS	QBS-YDS
9/4/15		at SMU	0	0	0	0.0-0	0.0-0
9/12/15		LAMAR	0	0	0	0.0-0	0.0-0
9/26/15		RICE	0	0	0	0.0-0	0.0-0
10/3/15	*	vs. Texas Tech		DID NOT PLAY			
10/10/15	*	at Kansas	1	1	0	0.0-0	0.0-0
10/17/15	*	WEST VIRGINIA	0	0	0	0.0-0	0.0-0
10/24/15	*	IOWA STATE		DID NOT PLAY			
11/5/15	*	at Kansas State		DID NOT PLAY			
11/14/15	*	OKLAHOMA		DID NOT PLAY			
11/21/15	*	at Oklahoma State		DID NOT PLAY			
11/27/15	*	at TCU		DID NOT PLAY			
12/5/15	*	TEXAS		DID NOT PLAY			
12/29/15		vs. North Carolina		DID NOT PLAY			

DATE		OPPONENT	TT	UT	AT	TFL-YDS	QBS-YDS
9/2/16		NORTHWESTERN STATE	1	1	0	1.0-3	0.0-0
9/10/16		SMU	0	0	0	0.0-0	0.0-0
9/16/16		at Rice	0	0	0	0.0-0	0.0-0
9/24/16	*	OKLAHOMA STATE	4	3	1	2.0-15	1.0-9
10/1/16	*	at Iowa State	4	1	3	0.5-1	0.0-0
10/15/16	*	KANSAS	3	2	1	1.0-2	0.0-0
10/29/16	*	at Texas	6	3	3	2.0-5	0.0-0
11/5/16	*	TCU	1	1	0	0.0-0	0.0-0
11/12/16	*	at Oklahoma	1	1	0	0.0-0	0.0-0
11/19/16	*	KANSAS STATE	4	3	1	1.0-1	0.0-0
11/25/16	*	vs. Texas Tech	0	0	0	0.0-0	0.0-0
12/3/16	*	at West Virginia	0	0	0	0.0-0	0.0-0
12/27/16		vs. Boise State	0	0	0	0.0-0	0.0-0

DATE		OPPONENT	TT	UT	AT	TFL-YDS	QBS-YDS
9/2/17		LIBERTY	1	0	1	0.5-2	0.0-0
9/9/17		UTSA	3	2	1	1.5-3	1.5-3
9/16/17		at Duke	1	0	1	0.0-0	0.0-0
9/23/17	*	OKLAHOMA	1	0	1	0.0-0	0.0-0
9/30/17	*	at Kansas State		DID NOT PLAY			
10/14/17	*	at Oklahoma State		DID NOT PLAY			
10/21/17	*	WEST VIRGINIA		DID NOT PLAY			
10/28/17	*	TEXAS		DID NOT PLAY			
11/4/17	*	at Kansas		DID NOT PLAY			
11/11/17	*	vs. Texas Tech		DID NOT PLAY			
11/18/17	*	IOWA STATE		DID NOT PLAY			
11/24/17	*	at TCU		DID NOT PLAY			

62
DALTON JUSTICE
OL • 6-2 • 280 • JR. • SQ
THOMAS, OKLA. (THOMAS-FAY-CUSTER HS)

2017 (Sophomore): Saw action against Texas ... Participated in mission trip to Brazil in summer 2017.

2016 (Freshman): Saw action in two games ... First game action of career against Northwestern State in opener ... Also saw snaps against Kansas ... 2016 Academic All-Big 12 Rookie team ... Part of offensive line unit in 2016 that paved the way for Big 12's top rushing offense (241.77 ypg) ... Helped Baylor boast the Big 12's No. 3 offense overall (522.7 ypg) in 2016 ... Selected to Big 12 Commissioner's Honor Roll in spring 2017.

High School: Helped guide Thomas High School (Thomas, Oklahoma) to a 45-6 record as four-year letterwinner under head coach Bob Ward ... Paved way for THS district titles in 2013 and 2014, and won state title in 2014 ... Named to K101 Classic Bowl Team.

Personal: Son of Glenda Swan ... Majoring in health science studies ... Class valedictorian at Thomas High School ... Member of Fellowship of Christian Athletes.

PLAYERS

61
KHALIL KEITH
OL • 6-5 • 311 • R-FR. • RS
ALPINE, ALA. (WINTERBORO HS)

Talented, jumbo athlete that redshirted as a true freshman in 2017 ... served on relief mission trip to Puerto Rico in May 2018

2017 (Freshman): Redshirted.

High School: Two-time all-state offensive lineman from Winterboro High School in Alpine, Ala. ... Played under head coach Alan Beckett at WHS ... Rated nation's 53rd-best OL prospect in 2017 recruiting class by 247Sports and 70th by ESPN ... Top 50 in-state recruit, rated No. 31 by 247Sports, No. 36 by ESPN and No. 41 on Alabama 100 by Scout ... Named to USA TODAY 2016 All-USA Alabama first team following senior season ... Also tabbed 2016 all-state by JoxPreps (first team, all classifications) and ASWA (honorable mention, Class 1A) ... Earned 2016 first-team 1A-3A All-Talladega County honors after helping Winterboro to 6-5 record and playoffs ... Graded out at 92 percent, recorded 34 bulldozers and 24 pancakes as senior ... Named to 2015 ASWA Class 1A All-State second team as junior ... Also excelled on basketball court, earned 2015-16 1A-3A All-Talladega County second team honor.

Personal: Son of Martin Jemison and Kyrel Keith ... Undecided on major.

49
CHAD KELLY
LB • 6-1 • 232 • SO. • 1L
GRAPEVINE, TEXAS (FAITH CHRISTIAN HS)

Third-year sophomore ... saw time on special teams and at linebacker ... father Jay and brother Clint both lettered for the Bears ... 2017 Academic All-Big 12 first team.

2017 (Redshirt Freshman): Played in eight games ... Made first two career tackles on season at Kansas ... Saw time on special teams and at linebacker ... 2017 Academic All-Big 12 first team.

2016 (Freshman): Redshirted ... Selected to Big 12 Commissioner's Honor Roll in spring 2017 ... Spring 2017 4.0 Club honoree ... Spring 2017 Dean's List.

High School: Played at Faith Christian High School under head coach Kris Hogan ... Helped team to district title in 2015 as senior ... Named District MVP ... Earned second-team all-state as wide receiver and all-state honorable mention as linebacker ... Garnered first-team all-district nod as WR and LB.

Personal: Son of Jay and Terry Ann Kelly ... Class Salutatorian at FCHS ... Co-founder of non-profit organization called "Wells for Hope" (helping build clean water wells) ... Father played tight end at Baylor and graduated in 1986 ... Brother Clint lettered at Baylor as a holder in 2017 ... Finance major.

KELLY CAREER STATISTICS

DEFENSIVE

YEAR	G/GS	UT	AT	TT	TFL-YD	QBS-YD	FF/FR	QBH	INT-YD
2016			redshirt						
2017	5/0	2	0	2	0-0	0-0	0/0	0	0-0

KELLY'S GAME-BY-GAME DEFENSIVE STATS

DATE		OPPONENT	TT	UT	AT	TFL-YDS	QBS-YDS
9/2/17		LIBERTY			DID NOT PLAY		
9/9/17		UTSA			DID NOT PLAY		
9/16/17		at Duke			DID NOT PLAY		
9/23/17	*	OKLAHOMA	0	0	0	0.0-0	0.0-0
9/30/17	*	at Kansas State			DID NOT PLAY		
10/14/17	*	at Oklahoma State	0	0	0	0.0-0	0.0-0
10/21/17	*	WEST VIRGINIA	0	0	0	0.0-0	0.0-0
10/28/17	*	TEXAS	0	0	0	0.0-0	0.0-0
11/4/17	*	at Kansas	2	2	0	0.0-0	0.0-0
11/11/17	*	vs. Texas Tech	0	0	0	0.0-0	0.0-0
11/18/17	*	IOWA STATE	0	0	0	0.0-0	0.0-0
11/24/17	*	at TCU	0	0	0	0.0-0	0.0-0

70
JACKSON KIMBLE
OL • 6-3 • 286 • FR. • HS
SOUTHLAKE, TEXAS (SOUTHLAKE CARROLL HS)

High School: Starred at Southlake Carroll for coach Hal Wasson ... helped team to 10-4 record as a senior ... graded at 92 percent with 107 knockdowns and only two sacks allowed ... two-time first team all-district honoree ... one of Dave Campbell Texas Football's top offensive linemen in state of Texas ... No. 63 player in DFW according to Ft. Worth Star-Telegram ... invited to play for Team USA in the International Bowl ... rated three stars by 247 Sports ... No. 67 offensive tackle nationally ... Ranked No. 118 in Texas ... ranked as three-star recruit by Rivals ... No. 58 in Texas ... No. 41 offensive tackle nationally ... a three-star recruit according to ESPN ... No. 79 in Texas ... led team to 10-2 record as a junior ... picked Baylor over offers from Arizona, Arizona State, Arkansas, TCU and Texas Tech ... high school teammate of current Baylor linemen Henry Klinge III and Ryan Miller

Personal: Son of Chad and Casey Kimble ... has one sister, Laney ... majoring in business.

78
HENRY KLINGE III
OL • 6-5 • 293 • R-FR. • RS
SOUTHLAKE, TEXAS (SOUTHLAKE CARROLL HS)

2017 (Freshman): Redshirted.

High School: All-district offensive lineman from Carroll High School in Southlake, Texas ... Played under head coach Hal Wasson at CHS ... Rated nation's 96th-best OG prospect in 2017 recruiting class by ESPN ... Ranked No. 173 among Texas recruits by ESPN ... Named 2016 first-team All-District 5-6A following senior season, helped CHS to 10-2 record and DII area finals ... Led offensive line that paved way for rushing attack that averaged nearly 250 yards per game and produced 1,000-yard rushssser (Audricke Gaines) ... Had injury-shortened junior season (missed first four games due to leg injury), returned to help Southlake Carroll to 9-3 mark and DII area finals ... Teammate at Carroll of fellow Baylor offensive lineman Ryan Miller ... Also competed in wrestling and threw shot put for track and field team ... Fifth place in district in shot put ... Sixth place in heavyweight wrestling division at state meet.

Personal: Son of Chuck and Laurel Klinge ... Majoring in business.

97
JOSH LANDRY
DE • 6-2 • 256 • FR. • HS
HOUSTON, TEXAS (LAMAR HS)

High School: Played for coach Tom Nolen at Lamar ... helped team to 9-2 record as a senior ... two-time All-District selection ... tallied 46 tackles and 5.5 sacks in 2017 ... Rated four stars by ESPN ... No. 62 in state of Texas ... No. 33 defensive tackle nationally ... four-star recruit according to Rivals ... No. 16 weak side defensive end nationally ... No. 35 in state of Texas ... three-star recruit by 247 Sports ... No. 63 in Texas ... No. 35 defensive tackle in country ... Dave Campbell's Texas Football third team Super Team ... DCTF Texas Top 300 ... selected Baylor over offers from Houston, Iowa State, Nebraska, Texas Tech and Oregon State

Personal: Son of Kim Landry ... major is kinesiology

PLAYERS

77
PATRICK LAWRENCE
OL • 6-6 • 311 • SR. • 3L
WAXAHACHIE, TEXAS (WAXAHACHIE HS)

Fifth-year senior offensive lineman ... Tied for second on team with 25 career starts and has started 25 straight games ... 38 career games played ranks tied for second on team ... Named to fall 2014 and spring 2017 Big 12 Commissioner's Honor Roll ... 2017 Academic All-Big 12 first team ... 2016 Academic All-Big 12 second team.

2017 (Junior): Started all 12 games on the offensive line ... started first 11 games at right tackle ... made first career start at left guard at TCU.

2016 (Sophomore): Started in all 13 games at right tackle ... Academic All-Big 12 second team ... One of six players to start all 12 regular season games (one of three on offense) ... Earned 86 percent coaches grade and three knockdowns vs. Boise State ... Totaled 78 percent coaches grade and two knockdowns at No. 13 West Virginia ... Posted team-high 85 percent coaches grade and three knockdowns vs. Texas Tech ... Had 84 percent coaches grade and three knockdowns vs. Kansas State ... Tallied team-high 89 percent coaches grade and three knockdowns at No. 9 Oklahoma ... Notched 86 percent coaches grade and two knockdowns vs. TCU ... Had 86 percent coaches grade and three knockdowns at Texas ... Registered 86 percent coaches grade and three knockdowns vs. Kansas ... Totaled 86 percent coaches grade and career-high four knockdowns at Iowa State ... Notched 89 percent coaches grade and two knockdowns vs. Oklahoma State ... Tallied 87 percent coaches grade and two knockdowns at Rice ... Posted 90 percent coaches grade and three knockdowns vs. SMU ... Had career-high 92 percent coaches grade and three knockdowns vs. Northwestern State in season-opener ... ... Part of offensive line unit in 2016 that paved the way for Big 12's top rushing offense (241.77 ypg) ... Helped Baylor boast the Big 12's No. 3 offense overall (522.7 ypg) in 2016 ... Selected to Big 12 Commissioner's Honor Roll in spring 2017.

2015 (Redshirt Freshman): Played all 13 games as reserve offensive lineman and on special teams ... Earned first collegiate letter ... Backup on offensive line that paved way for nation's No. 2-ranked rushing offense (326.7 ypg) and led Big 12 with 1.15 average sacks allowed ... Averaged 83.3 percent coaches grade with two knockdowns in six games of play from scrimmage ... Saw action as backup lineman in season's first six games, and also in Russell Athletic Bowl win over No. 10 North Caroilna, played exclusively on special teams in remaining six games ... Made collegiate debut in season-opening win at SMU, earned 81 percent grade ... Had zero knockdowns, but earned grades of 79 percent vs. Lamar, 85 percent vs. Rice and 83 percent vs. Texas Tech ... Had season highs in win at Kansas with two knockdowns and 88 percent grade ... Graded 85 percent in win over West Virginia.

2014 (Freshman): Redshirted ... Named to fall 2014 Big 12 Commissioner's Honor Roll.

High School: Offensive lineman from Waxahachie (Texas) High School ... Two-time all-district honoree for head coach David Ream at WHS ... Rated nation's 41st-best tackle prospect by Scout and 66th by ESPN ... Ranked No. 82 prospect in state by Scout and No. 108 on Scout's Midlands 125 ... Ranked No. 54 on SportsDay/DMN Area Top 100, sixth OL listed ... Selected 2013 All-District 15-4A honorable mention as senior ... Earned 89 percent coach's grade and totaled 72 knockdowns in 2013 ... Named 2012 second-team All-District 15-4A as junior for Waxahachie team that averaged 248 yards rushing per game and finished 6-5 and reached bi-district finals.

Personal: Son of Jack and Gina Lawrence ... Majoring in supply chain management.

LAWRENCE CAREER STATISTICS

OFFENSIVE

YEAR	G/GS
2014	redshirt
2015	13/1
2016	13/12
2017	12/12
CAREER	38/25

95
IRA LEWIS
DT • 6-3 • 290 • SR. • 3L
HOUSTON, TEXAS (LAMAR HS)

Fifth-year senior returning starter at defensive tackle ... 2018 first team Preseason All-Big 12 (Phil Steele), second team Preseason All-Big 12 (Lindy's), second team All-Texas Defense (Dave Campbell), third team Preseason All-Big 12 (Athlon) ... Voted into single-digit jersey by teammates in August 2017 ... 2017 second-team All-Big 12 honoree by Phil Steele ... 2017 Honorable Mention All-Big 12 (coaches) ... Ranks fourth in career starts on team with 19 ... completed undergraduate degree in May 2018.

2017 (Junior): Started all 12 games ... Had 34 tackles on season with career-high 11.5 TFLs and 5.5 sacks while adding one QB hurry ... Ranked fifth in Big 12 in sacks and eighth in TFLs ... Started at No. 10 TCU, made three tackles, two TFLs and one sack ... Started vs. Iowa State, posted three tackles ... Started vs. Texas Tech, had one TFL ... Started at Kansas, had one sack ... Started vs. Texas, had four tackles, two TFLs and one sack ... Started vs. No. 23 West Virginia, had two tackles ... Started at No. 14 Oklahoma State, had three tackles and 0.5 TFLs ... Started at Kansas State, made two tackles and 0.5 TFLs ... Started, posted one tackle and one QB hurry vs. No. 3 Oklahoma ... Started, had five tackles, one sack and 2.5 TFLs at Duke ... Started, made three tackles with 0.5 sacks vs. UTSA ... Started, recorded six tackles, career-high-tying three solo stops, 1.5 TFLs and one sack vs. Liberty.

2016 (Sophomore): Played in 12 of 13 games and made six starts at defensive tackle ... Made two tackles vs. Boise State ... Played but did not record any stats at No. 13 West Virginia and No. 9 Oklahoma ... Registered one tackle vs. Texas Tech ... Had one tackle and one tackle-for-loss vs. Kansas State ... Totaled five tackles and career-high-tying three solo stops vs. TCU ... Made two tackles, one TFL, sack and fumble recovery vs. Kansas ... Tallied career-high eight tackles with first career sack at Iowa State ... Had four tackles and one QB hurry vs. Oklahoma State ... Posted career-high six tackles along with 0.5 TFLs vs. SMU ... Racked up career-high three TFLs in first career start in season-opener vs. Northwestern State.

2015 (Redshirt Freshman): Played in five of 13 games as reserve defensive lineman as redshirt freshman ... Earned first collegiate letter ... Totaled no stats ... Played in five of season's first seven games, did not play over final six games of season ... Made collegiate debut in season-opening win at SMU, saw action from scrimmage, had no stats.

2014 (Freshman): Redshirted.

High School: Defensive lineman from Houston's Lamar High School ... Two-time all-district honoree under head coach Tom Nolen at LHS ... Rated nation's 70th-best defensive tackle prospect by 247Sports ... One of 11 D-linemen listed on Houston Top 100 by VYPE/Rivals ... Named 2013 first-team All-District 20-5A as defensive end on Lamar squad that reached regional finals and finished with No. 16 final state ranking and 11-1 record ... Also earned 2013 first-team All-Greater Houston honors from Houston Chronicle after totaling 57 tackles (16 solo), 17.5 TFL, 14.5 sacks and one fumble recovery ... Earned 2012 second-team All-District 20-5A honors as junior defensive end on Lamar's state runner-up squad that finished 15-1 ... Totaled 12 sacks as junior.

Personal: Son of Clarence Lewis Jr. and Denise Savage-Lewis ... Completed undergrad degree in political science in May 2018.

LEWIS CAREER STATISTICS

DEFENSIVE

YEAR	G/GS	UT	AT	TT	TFL-YD	QBS-YD	FF/FR	QBH	INT-YD
2014			redshirt						
2015	5/0	0	0	0	0-0	0-0	0/0	0	0-0
2016	13/7	21	15	36	7.5-34	3.0-20	0/1	3	0-0
2017	12/12	20	14	34	11.5-47	5.5-39	0/0	1	0-0
CAREER	**30/19**	**41**	**29**	**70**	**19.0-81**	**8.5-59**	**0/1**	**4**	**0-0**

CAREER BESTS
Tackles: 8 at Iowa State (10/1/16)
Solo Tackles: 4 at Duke (9/16/17)
Tackles-For-Loss: 3.0 vs. Northwestern State (9/2/16)
Sacks: 1.0, six times, last at Kansas (11/4/17)
Forced Fumbles: N/A
Fumbles Recovered: 1 vs. Kansas (10/15/16)
QB Hurries: 1, four times, last vs. Oklahoma (9/23/17)

PLAYERS

LEWIS' GAME-BY-GAME DEFENSIVE STATS

DATE		OPPONENT	TT	UT	AT	TFL-YDS	QBS-YDS
9/2/16		NORTHWESTERN STATE	3	3	0	3.0-11	1.0-2
9/10/16		SMU	6	2	4	0.5-1	0.0-0
9/16/16		at Rice	0	0	0	0.0-0	0.0-0
9/24/16	*	OKLAHOMA STATE	4	1	3	0.0-0	0.0-0
10/1/16	*	at Iowa State	8	3	5	1.0-5	1.0-5
10/15/16	*	KANSAS	2	2	0	1.0-8	1.0-8
10/29/16	*	at Texas	4	3	1	1.0-7	1.0-7
11/5/16	*	TCU	5	3	2	0.0-0	0.0-0
11/12/16	*	at Oklahoma	0	0	0	0.0-0	0.0-0
11/19/16	*	KANSAS STATE	1	1	0	0.0-0	0.0-0
11/25/16	*	vs. Texas Tech	1	1	0	0.0-0	0.0-0
12/3/16	*	at West Virginia	0	0	0	0.0-0	0.0-0
12/27/16		vs. Boise State	2	2	0	0.0-0	0.0-0

DATE		OPPONENT	TT	UT	AT	TFL-YDS	QBS-YDS
9/2/17		LIBERTY	6	3	3	1.5-3	1.0-2
9/9/17		UTSA	3	2	1	0.5-2	0.5-2
9/16/17		at Duke	5	4	1	2.5-11	1.0-9
9/23/17	*	OKLAHOMA	1	0	1	0.0-0	0.0-0
9/30/17	*	at Kansas State	2	0	2	0.5-1	0.0-0
10/14/17	*	at Oklahoma State	3	2	1	0.5-0	0.0-0
10/21/17	*	WEST VIRGINIA	2	1	1	0.0-0	0.0-0
10/28/17	*	TEXAS	4	3	1	2.0-10	1.0-8
11/4/17	*	at Kansas	1	1	0	1.0-9	1.0-9
11/11/17	*	vs. Texas Tech	1	1	0	1.0-1	0.0-0
11/18/17	*	IOWA STATE	3	1	2	0.0-0	0.0-0
11/24/17	*	at TCU	3	2	1	2.0-10	1.0-9

DATE		OPPONENT	TT	UT	AT	TFL-YDS	QBS-YDS
9/5/15		vs. Arizona State	0	0	0	0.0-0	0.0-0
9/12/15		BALL STATE	3	0	3	0.0-0	0.0-0
9/19/15		NEVADA	0	0	1	0.0-0	0.0-0
9/26/15	*	vs. Arkansas		DID NOT PLAY			
10/3/15	*	MISSISSIPPI STATE		DID NOT PLAY			
10/17/15	*	ALABAMA		DID NOT PLAY			
10/24/15	*	at Mississippi		DID NOT PLAY			
10/31/15	*	SOUTH CAROLINA		DID NOT PLAY			
11/7/15	*	AUBURN		DID NOT PLAY			
11/14/15		WESTERN CAROLINA	1	1	0	0.0-0	0.0-0
11/21/15	*	at Vanderbilt		DID NOT PLAY			
11/28/15	*	at LSU		DID NOT PLAY			
12/30/15		vs. Louisville		DID NOT PLAY			

DATE		OPPONENT	TT	UT	AT	TFL-YDS	QBS-YDS
9/3/16		UCLA	1	1	0	0.0-0	0.0-0
9/10/16		PRAIRIE VIEW	3	0	3	0.0-0	0.0-0
9/17/16	*	at Auburn	1	1	0	0.0-0	0.0-0
9/24/16	*	vs. Arkansas	1	1	0	0.0-0	0.0-0
10/1/16	*	at South Carolina	1	0	1	1.0-5	0.0-0
10/8/16	*	TENNESSEE	0	0	0	0.0-0	0.0-0
10/22/16	*	at Alabama	0	0	0	0.0-0	0.0-0
10/29/16	*	NEW MEXICO STATE	1	1	0	0.0-0	0.0-0
11/5/16	*	at Mississippi State	0	0	0	0.0-0	0.0-0
11/12/16	*	MISSISSIPPI	0	0	0	0.0-0	0.0-0
11/19/16	*	UTSA	1	1	0	0.0-0	0.0-0
11/24/16	*	LSU	2	1	1	0.0-0	0.0-0
12/28/16		vs. Kansas State		DID NOT PLAY			

43
JAMES LOCKHART

DE • 6-3 • 261 • JR. • TR
ENNIS, TEXAS (TEXAS A&M)

Transfer from Texas A&M enrolled at Baylor in January 2017 ... Redshirted the 2017 season and retained two years of eligibility ... PLayed in 16 games in his career at Texas A&M.

2017 (Junior – Texas A&M): Redshirted to satisfy NCAA transfer requirements.

2016 (Sophomore – Texas A&M): Played in 12 games for the Aggies ... Totaled eight tackles (five solo and one TFL) on season ... Season-best three tackles vs. Prairie View A&M ... First career tackle for loss against South Carolina ... Selected to Big 12 Commissioner's Honor Roll spring 2017.

2015 (Freshman – Texas A&M): Appeared in four games as a true freshman ... Totaled four tackles on season ... Season-high three tackles vs. Ball State.

High School: Coached by Jack Alvarez at Ennis High School ... Registered nearly 30 sacks during his HS career, including 14 as senior when helping lead Ennis HS to state title ... District MVP in 2014 and earned all-state mention as junior and senior ... U.S. Army All-American ... As senior, Lockhart made 142 tackles, including 19 tackles for loss and five forced fumbles ... Posted 14 QB sacks and 20 QB pressures ... Earned 16-5A Defensive MVP honors and Dallas Area Defensive POY honors (Dallas Morning News) ... As junior, posted 122 tackles with eight sacks and three forced fumbles ... As sophomore, made 105 tackles with seven sacks.

Personal: Son of James Lockhart III and Jennifer Nunnery ... Health, kinesiology and leisure stidues major.

LOCKHART CAREER STATISTICS

DEFENSIVE

YEAR	G/GS	UT	AT	TT	TFL-YD	QBS-YD	FF/FR	QBH	INT-YD
2015 (A&M)	4/0	1	3	4	0-0	0-0	0/0	0	0-0
2016 (A&M)	12/0	5	3	8	1.0-5	0-0	0/0	0	0-0
2017 (BU)			redshirt						
CAREER	**16/0**	**6**	**6**	**12**	**1.0-5**	**0-0**	**0/0**	**0**	**0-0**

CAREER BESTS
Tackles: 3, two times
Solo Tackles: 1, four times
Tackles-For-Loss: 1.0 vs. South Carolina (10/1/16)
Sacks: N/A

LOCKHART'S GAME-BY-GAME DEFENSIVE STATS

50
ASHTON LOGAN

LB • 6-2 • 228 • R-FR. • RS
TEMPLE, TEXAS (TEMPLE HS)

2017 (Freshman): Redshirted.

High School: Two-time all-district defensive back from Temple (Texas) High School ... Three-year varsity starter under head coaches Scott Stewart and Mike Spradlin at THS ... Rated nation's 73rd-best safety prospect in 2017 recruiting class by Scout, ranked No. 86 by 247Sports and No. 104 by ESPN ... Ranked No. 147 among Texas recruits by 247Sports and No. 193 by ESPN ... Named to 2016 All-District 18-5A second team following senior season, led Temple to DI state championship game and 12-4 record ... Totaled 94 tackles (50 solo), four interceptions for 70 return yards (returned one for TD), six pass breakups and one QB hurry as senior ... Named 2015 second-team All-District 17-5A as junior, helped THS to 12-2 record and DI regional finals ... Had 72 tackles and three interceptions as junior ... Moved to safety as sophomore and started every game for 13-2 Temple squad that finished DI state runner-up ... Had 66 tackles (56 solo), one for loss, one interception, three QB hurries and two passes defensed ... Also played basketball, named 2016 first-team All-District 17-5A as junior

Personal: Son of Monto President and Lekar Fleming ... Health, kinesiology and leisure studies major ... Brother, Chad President, plays football at Tulsa.

PLAYERS

27
JOHN LOVETT

RB • 6-0 • 203 • SO. • 1L
BURLINGTON, N.J. (CHEROKEE HS)

Second-year all-around back ... Led team with 445 rushing yards and five touchdowns in 2017 ... Voted single-digit number by teammates in August 2017.

2017 (Freshman): Played in 11 games with four starts ... Finished season with 98 rushes for 445 yards and five TDs ... caught seven passes for 20 yards ... Ranked tied for first among Big 12 freshmen RBs with five rushing TDs ... Rushed one time for five yards at No. 10 TCU ... Had nine carries for 21 yards vs. Iowa State and one catch for six yards ... Ran four times for 14 yards vs. Texas Tech ... Missed game at Kansas due to sickness ... Rushed five times for two yards and one TD vs. Texas ... Had one catch for one yard and seven rushes for 20 yards and one TD vs. No. 23 West Virginia ... Started at No. 14 Oklahoma State, ran 11 times for 62 yards and had one catch for one yard ... Ran seven times for career-high 95 yards with one TD at Kansas State, including career-best 74-yard TD run ... 74-yard run is longest in Baylor history for a true freshman ... Started, rushed 13 times for 44 yards and had one catch for two yards vs. No. 3 Oklahoma ... Started, carried nine times for 21 yards at Duke ... With 161 rushing yards in first two games of season, had sixth best rushing start to season at Baylor since 2000 ... Had first career start vs. UTSA, rushing career-high 18 times for 72 yards and making first three career catches for 10 yards ... Made collegiate debut vs. Liberty, rushing 14 times for 89 yards and two TDs, including 34-yard TD run, to become Baylor's first true freshmen to rush for two TDs since QB Nick Florence vs. Kent State on Oct. 3, 2009 ... Had most rushing yards by BU freshman since at least 2000 with 89 vs. Liberty.

High School: All-state athlete from Cherokee High School in Burlington, N.J ... Two-way star under head coach P.J. Mehigan at CHS ... No. 1-ranked athlete prospect in New Jersey by Scout and No. 404 overall national recruit by 247Sports ... National position ratings among athletes: No. 29 by 247Sports, No. 34 by Scout, No. 50 by Rivals, also ranked No. 68 among running backs by ESPN ... Rankings among New Jersey prospects: No. 12 by Rivals, No. 13 by 247Sports, No. 25 by ESPN and No. 28 on NJ.com's Top 50 ... Versatile, two-time all-league defensive back ... Named to 2016 USA TODAY All-USA New Jersey second team and NJ.com second team all-state as defensive back as senior after helping Cherokee to playoffs ... Earned 2016 first-team All-Group 5 honors as DB and 2016 first-team WJFL American Division as running back ... Ran for 1,371 yards and 24 TDs on 178 carries as senior ... Selected 2015 third-team All-Group 5 and first-team WJFL American Division as running back following junior season ... Rushed for 1,307 yards and 13 TDs on 196 attempts ... Ran for 403 yards and seven touchdowns on 72 carries as sophomore in 2014.

Personal: Son of Eddie Lovett and Dawn Hilton ... Apparel merchandising major.

LOVETT CAREER STATISTICS

RUSHING

YEAR	G/GS	ATT	YD	AVG	TD	LP/OPPONENT
2017	11/4	98	445	4.5	5	74/at Kansas State (TD)

RECEIVING

YEAR	G/GS	REC	YD	AVG	TD	LP/OPPONENT
2017	11/4	7	20	2.9	0	6/ISU

CAREER BESTS
RUSHING
Attempts: 18 vs. UTSA (9/9/17)
Yards: 95 at Kansas State (9/30/17)
Touchdowns: 2 vs. Liberty (9/2/17)
Longest Rush: 74 at Kansas State (9/30/17) (TD)
100-Yard Games: Season (0); Career (0)
200-Yard Games: Season (0); Career (0)

RECEIVING
Receptions: 3 vs. UTSA (9/9/17)
Receiving Yards: 10 vs. UTSA (9/9/17)
Touchdowns: N/A
Longest Reception: 6 vs. ISU (11/18/17)
100-Yard Games: Season (0); Career (0)
200-Yard Games: Season (0); Career (0)

LOVETT'S GAME-BY-GAME RUSHING STATS

DATE		OPPONENT	ATT	YDS	Avg.	TD	TD YDS
9/2/17		LIBERTY	14	89	6.4	2	3, 34
9/9/17		UTSA	18	72	4.0	0	--
9/16/17		at Duke	9	21	2.3	0	--
9/23/17	*	OKLAHOMA	13	44	3.4	0	--
9/30/17	*	at Kansas State	7	95	13.6	1	74
10/14/17	*	at Oklahoma State	11	62	5.6	0	--
10/21/17	*	WEST VIRGINIA	7	20	2.9	1	7
10/28/17	*	TEXAS	5	2	0.4	1	2
11/4/17	*	at Kansas	DID NOT PLAY				
11/11/17	*	vs. Texas Tech	4	14	3.5	0	--
11/18/17	*	IOWA STATE	9	21	2.3	0	--
11/24/17	*	at TCU	1	5	5.0	0	--

LOVETT'S GAME-BY-GAME RECEIVING STATS

DATE		OPPONENT	REC	YDS	AVG	TD	TD YDS
9/2/17		LIBERTY	0	0	0.0	0	--
9/9/17		UTSA	3	10	3.3	0	--
9/16/17		at Duke	0	0	0.0	0	--
9/23/17	*	OKLAHOMA	1	2	2.0	0	--
9/30/17	*	at Kansas State	0	0	0.0	0	--
10/14/17	*	at Oklahoma State	1	1	0.0	0	--
10/21/17	*	WEST VIRGINIA	1	1	0.0	0	--
10/28/17	*	TEXAS	0	0	0.0	0	--
11/4/17	*	at Kansas	DID NOT PLAY				
11/11/17	*	vs. Texas Tech	0	0	0.0	0	--
11/18/17	*	IOWA STATE	1	6	6.0	0	--
11/24/17	*	at TCU	0	0	0.0	0	--

LOVETT'S GAME-BY-GAME RETURN STATS

DATE		OPPONENT	PR/YDS	TD	KR/YDS	TD
9/2/17		LIBERTY	0/0	0	0/0	0
9/9/17		UTSA	0/0	0	0/0	0
9/16/17		at Duke	0/0	0	0/0	0
9/23/17	*	OKLAHOMA	0/0	0	0/0	0
9/30/17	*	at Kansas State	0/0	0	2/26	0
10/14/17	*	at Oklahoma State	0/0	0	1/18	0
10/21/17	*	WEST VIRGINIA	0/0	0	0/0	0
10/28/17	*	TEXAS	0/0	0	0/0	0
11/4/17	*	at Kansas	DID NOT PLAY			
11/11/17	*	vs. Texas Tech	0/0	0	0/0	0
11/18/17	*	IOWA STATE	0/0	0	0/0	0
11/24/17	*	at TCU	0/0	0	4/81	0



51
CHRIS LUTZEL

LS • 5-9 • 191 • JR. • 2L
HUNTERSVILLE, N.C. (SOUTHLAKE CHRISTIAN)

Primary snapper on field goals and extra points ... 2017 Academic All-Big 12 first team ... 2016 Academic All-Big 12 second team.

2017 (Sophomore): Played in all 12 games as long snapper on field goals and extra points for All-Big 12 selection Connor Martin.

2016 (Redshirt Freshman): Saw action in 12 games as a freshman ... Backup deep snapper ... 2016 Academic All-Big 12 second team ... Selected to Big 12 Commissioner's Honor Roll in spring 2017.

2015 (Freshman): Redshirted.

High School: Four-year letterwinner at Southlake Christian Academy under head coaches Richard Landis (2012), Geoff O'Donnell (2013-14) and Bobby McLaughlin (2015) ... Had no bad snaps in career ... Helped team to state titles in 2014 and 2015 and won conference championship all four years ... Named first-team all-state in 2014 and 2015 ... Honorable mention all-state in 2013 ... Played with U.S. National Football Team in 2013 ... Invited to U.S. Army National Combine in 2013 ... Also earned two letters in lacrosse and won two conference championships.

Personal: Son of Richard and Maria Lutzel ... Father played football and lacrosse at Buffalo ... National Honor Society member ... National BETA Club member ... National Society of High School Scholars member ... Majoring in management and entrepreneurship and corporate innovation.

PLAYERS

21
BLAKE LYNCH
S • 6-3 • 213 • JR. • 2L
GILMER, TEXAS (GILMER HS)

Dynamic, all-around athlete that is expected to contend for starting spot at safety in 2018 ... played both corner and wide receiver in 2017, making starts at both positions ... Had 18 tackles and six PBUs as a defensive back ... totaled 17 catches for 269 yards with one TD at wide out in 2017 ... Saw action at both running back and receiver in 2016 ... Early enrollee in January 2015 ... Former prep All-American ... Served on mission trip to Brazil during summer 2017.

2017 (Sophomore): Played in all 12 games with five starts (three at WR and two at CB) ... Had 15 tackles and four PBUs as CB and 17 catches for 269 yards with one TD as WR in 2017 ... Started at No. 10 TCU, caught four passes for career-high 110 yards and one TD for first 100-yard receiving game ... Started vs. Iowa State, had two catches for 21 yards ... Caught career-high seven passes for 77 yards vs. Texas Tech ... Started on offense at Kansas for first time since starting at RB vs. Kansas State on Nov. 19, 2016 ... Caught two passes for 10 yards at Kansas ... Had two catches for 51 yards vs. Texas ... Made one tackle vs. No. 23 West Virginia ... Had three tackles (all solo) and two PBUs at No. 14 Oklahoma State ... Started at Kansas State, had career-high-tying four tackles ... Played vs. No. 3 Oklahoma but did not record any stats ... Made first start on defense, posted two tackles and one PBU while also rushing oen time for loss of one yard at Duke ... Had four career-high-tying four tackles and one PBU vs. UTSA ... Played first career collegiate game on defensive side of ball vs. Liberty, recording four tackles and two PBUs.

2016 (Redshirt Freshman): Played in 11 of 13 games with three starts at wide receiver and one start at running back ... Did not play vs. Boise State and at No. 13 West Virginia due to injury ... Had two rushes for five yards vs. Texas Tech before leaving with an injury ... Started first time at running back vs. Kansas State, rushed three times for 13 yards while making career-high-tying six catches for 63 yards and one touchdown ... Caught two passes for 21 yards at No. 9 Oklahoma and had first career rushing game with six carries for 58 yards ... Started, posted career-high-tying six catches for 48 yards vs. TCU ... Started, had two catches for 26 yards at Texas ... Made one catch for seven yards vs. Kansas ... Posted three catches for 80 yards at Iowa State ... Had one catch for seven yards vs. Oklahoma State ... Made first career start, had five catches for 26 yards at Rice ... Tallied six catches for 95 yards along with 31-yard TD catch vs. SMU ... Totaled two catches for 31 yards, including first career TD on 12-yard pass from Zach Smith in Baylor debut vs. Northwestern State ... Selected to Big 12 Commissioner's Honor Roll in spring 2017.

2015 (Freshman): Redshirted.

High School: National top 200 recruit from Gilmer (Texas) High School ... Versatile, All-American athlete rated nation's 86th-best recruit on 247Sports's Top247 ... Named 2015 U.S. Army All-American, chose not to play in 2015 U.S. Army All-American Bowl in San Antonio ... Ranked No. 185 overall prospect by ESPN ... National position rating: eighth by 247Sports (athlete), 21st by Rivals (WR), 25th by Scout (S) and 30th by EPSN (athlete) ... Runner-up for 2014 "Mr. Texas Football" by Dave Campbell's Texas Football ... Rankings among prospects in Texas: 15th by 247Sports, 15th on Dave Campbell Texas Football's Texas Top 150, 23rd on Austin American-Statesman's Fabulous 55, 27th by Rivals, 42nd on LoneStar Top 100, 46th by ESPN and 48th by Scout ... Named No. 2 "athlete" recruit in state by Dave Campbell's Texas Football 2015 winter publication ... Named MVP among QBs at 2013 APEC/ETSN combine ... State champion at Gilmer, led head coach Jeff Traylor's squad to perfect 16-0 season as senior in 2014 ... Named offensive MVP of 4A DII state championship game, totaled 117 yards on seven touches and scored twice in fourth quarter come-from-behind 35-25 win over West-Orange Stark ... Earned 2014 second-team Class 4A All-State honors as wide receiver after amassing 2,220 combined yards and 38 offensive TDs while playing running back, receiver, quarterback, safety and cornerback at GHS ... Totaled 1,043 yards and 16 TDs on 47 receptions, 888 yards and 19 TDs on 72 rushes (16.2 average yards-per-rush/reception), and 289 yards and three TDs on 13-of-17 passing ... Defensively, totaled 40 tackles, three interceptions, one fumble recovery and two defensive TDs ... Named 2014 first team All-Texas utility back and 4A DII Region I & II Player of Year (Dave Campbell's Texas Football) ... 2014 District 5-4A DII Co-MVP and first-team All-East Texas (ETSN) ... Transferred to Gilmer from Troup (Texas) High School, played quarterback as sophomore and junior under head coach Dennis Alexander at THS ... Totaled 750 yards and 11 TDs passing and 650 yards and 13 TDs rushing during injury-shortened junior season in 2013 (broken arm) ... Led Troup to 9-2 record and 2012 bi-district finals as sophomore ... Totaled more than 1,500 yards of total offense and earned 2012 District 9-2A Offensive Newcomer of the Year honors as sophomore ... Jumped and ran sprints for GHS track and field squad, member of 4x200m relay team that finished fifth at 2014 state meet ... Also played basketball, was 2013 District 18-2A Newcomer of Year as sophomore at Troup.

Personal: Son of Rebecca Jenkinson ... Majoring kinesiology.

B. LYNCH CAREER STATISTICS

RECEIVING

YEAR	G/GS	REC	YD	AVG	TD	LP/OPPONENT
2015			redshirt			
2016	11/3	34	404	11.9	3	57/at Iowa State
2017	12/5	17	269	15.8	1	54/at TCU
CAREER	**23/8**	**51**	**673**	**13.2**	**4**	**57/at Iowa State**

RUSHING

YEAR	G/GS	ATT	YD	AVG	TD	LP/OPPONENT
2015			redshirt			
2016	11/3	12	80	6.7	0	21/at Oklahoma
2017	12/5	1	-1	-1.0	0	-1/at Duke
CAREER	**23/8**	**13**	**79**	**6.1**	**0**	**21/at Oklahoma**

DEFENSIVE

YEAR	G/GS	UT	AT	TT	TFL-YD	QBS-YD	FF/FR	PBU	INT-YD
2015			redshirt						
2016	11/3	1	0	1	0-0	0-0	0/0	0	0-0
2017	12/5	13	5	18	0-0	0-0	0/0	6	0-0
CAREER	**23/8**	**13**	**5**	**19**	**0-0**	**0-0**	**0/0**	**6**	**0-0**

CAREER BESTS

RECEIVING

Receptions: 7 vs. Texas Tech (11/11/17)
Receiving Yards: 110 at TCU (11/24/17)
Longest Reception: 57 at ISU (10/1/16)
Touchdowns: 1, four times, last at TCU (11/24/17)
100-Yard Games: Season (1); Career (1)
200-Yard Games: Season (0); Career (0)

RUSHING

Attempts: 6 at Oklahoma (11/12/16)
Yards: 58 at Oklahoma (11/12/16)
Touchdowns: N/A
Longest Rush: 21 at Oklahoma (11/12/16)
100-Yard Games: Season (0); Career (0)

DEFENSE

Tackles: 4 vs. Liberty (9/2/17); vs. UTSA (9/9/17); at KSU (9/30/17)
Solo Tackles: 4 vs. Liberty (9/2/17)
PBUs: 2 vs. Liberty (9/2/17); at Oklahoma State (10/14/17)

B. LYNCH'S GAME-BY-GAME RECEIVING STATS

DATE		OPPONENT	REC	YDS	AVG	TD	TD YDS
9/2/16		NORTHWESTERN STATE	2	31	15.5	1	12
9/10/16		SMU	6	95	15.8	1	31
9/16/16		at Rice	5	26	5.2	0	--
9/24/16	*	OKLAHOMA STATE	1	7	7.0	0	--
10/1/16	*	at Iowa State	3	80	26.7	0	--
10/15/16	*	KANSAS	1	7	7.0	0	--
10/29/16	*	at Texas	2	26	13.0	0	--
11/5/16	*	TCU	6	48	8.0	0	--
11/12/16	*	at Oklahoma	2	21	10.5	0	--
11/19/16	*	KANSAS STATE	6	63	10.5	1	25
11/25/16	*	vs. Texas Tech	0	0	0.0	0	--
12/3/16	*	at West Virginia			DID NOT PLAY		
12/27/16	*	vs. Boise State			DID NOT PLAY		

PLAYERS

DATE		OPPONENT	REC	YDS	AVG	TD	TD YDS
9/2/17		LIBERTY	0	0	0.0	0	--
9/9/17		UTSA	0	0	0.0	0	--
9/16/17		at Duke	0	0	0.0	0	--
9/23/17	*	OKLAHOMA	0	0	0.0	0	--
9/30/17	*	at Kansas State	0	0	0.0	0	--
10/14/17	*	at Oklahoma State	0	0	0.0	0	--
10/21/17	*	WEST VIRGINIA	0	0	0.0	0	--
10/28/17	*	TEXAS	2	51	25.5	0	--
11/4/17	*	at Kansas	2	10	5.0	0	--
11/11/17	*	vs. Texas Tech	7	77	11.0	0	--
11/18/17	*	IOWA STATE	2	21	10.5	0	--
11/24/17	*	at TCU	4	110	27.5	1	54

B. LYNCH'S GAME-BY-GAME RUSHING STATS

DATE		OPPONENT	ATT	YDS	Avg.	TD	TD YDS
9/2/16		NORTHWESTERN STATE	0	0	0.0	0	--
9/10/16		SMU	0	0	0.0	0	--
9/16/16		at Rice	0	0	0.0	0	--
9/24/16	*	OKLAHOMA STATE	0	0	0.0	0	--
10/1/16	*	at Iowa State	0	0	0.0	0	--
10/15/16	*	KANSAS	1	4	4.0	0	--
10/29/16	*	at Texas	0	0	0.0	0	--
11/5/16	*	TCU	0	0	0.0	0	--
11/12/16	*	at Oklahoma	6	58	9.7	0	--
11/19/16	*	KANSAS STATE	3	13	4.3	0	--
11/25/16	*	vs. Texas Tech	2	5	2.5	0	--
12/3/16	*	at West Virginia		DID NOT PLAY			
12/27/16		vs. Boise State		DID NOT PLAY			

DATE		OPPONENT	ATT	YDS	Avg.	TD	TD YDS
9/2/17		LIBERTY	0	0	0.0	0	--
9/9/17		UTSA	0	0	0.0	0	--
9/16/17		at Duke	1	-1	-1.0	0	--
9/23/17	*	OKLAHOMA	0	0	0.0	0	--
9/30/17	*	at Kansas State	0	0	0.0	0	--
10/14/17	*	at Oklahoma State	0	0	0.0	0	--
10/21/17	*	WEST VIRGINIA	0	0	0.0	0	--
10/28/17	*	TEXAS	0	0	0.0	0	--
11/4/17	*	at Kansas	0	0	0.0	0	--
11/11/17	*	vs. Texas Tech	0	0	0.0	0	--
11/18/17	*	IOWA STATE	0	0	0.0	0	--
11/24/17	*	at TCU	0	0	0.0	0	--

B. LYNCH'S GAME-BY-GAME DEFENSIVE STATS

DATE		OPPONENT	TT	UT	AT	PD	INT-YDS
9/2/17		LIBERTY	4	4	0	2	0-0
9/9/17		UTSA	4	2	2	1	0-0
9/16/17		at Duke	2	1	1	1	0-0
9/23/17	*	OKLAHOMA	0	0	0	0	0-0
9/30/17	*	at Kansas State	4	3	1	0	0-0
10/14/17	*	at Oklahoma State	3	3	0	2	0-0
10/21/17	*	WEST VIRGINIA	1	0	1	0	0-0
10/28/17	*	TEXAS	0	0	0	0	0-0
11/4/17	*	at Kansas	0	0	0	0	0-0
11/11/17	*	vs.Texas Tech	0	0	0	0	0-0
11/18/17	*	IOWA STATE	0	0	0	0	0-0
11/24/17	*	at TCU	0	0	0	0	0-0

93

JAMES LYNCH

DT • 6-4 • 285 • SO. • 1L
ROUND ROCK, TEXAS (ROUND ROCK HS)

Athletic, physical defender that finished second on team with 3.0 sacks in 2017 ... 2017 ESPN Freshman All-American.

2017 (Freshman): Played in 11 games as second-string defensive tackle ... Made 20 tackles, five TFLs, three sacks and recovered one fumble on season ... Led all Big 12 freshmen with 3.0 sacks ... Set career highs with seven tackles and five solo stops at No. 10 TCU while adding one TFL ... Tied career high with three tackles vs. Iowa State ... Posted two tackles and one sack vs. Texas Tech ... Had one tackle and first career fumble recovery at Kansas ... Tallied career-high three tackles and two TFLs with one sack vs. Texas ... Made then-career-high two tackles and first career sack vs. West Virginia ... Had one tackle at Oklahoma State ... Played at Duke, vs. Oklahoma and at Kansas State but did not record any stats ... Made Baylor debut vs. UTSA, had one tackle ... Did not play vs. Liberty.

High School: Three-time all-district defensive lineman at Round Rock (Texas) High School ... Played under Jeff Cheatham at RRHS ... Rated nation's 31st-best DT prospect in 2017 recruiting class by 247Sports, ranked No. 47 by ESPN and No. 47 by Scout ... Top 100 Texas recruit: ranked No. 50 by 247Sports, No. 77 (sixth among DTs) by Scout and No. 83 by ESPN ... Two-time district defensive lineman of year ... Named 2016 District 13-6A Defensive Lineman of Year following senior season for 10-4 RRHS squad that reached DI regional finals ... Named to 2016 Subway Super Team by Dave Campbell Texas Football ... Totaled 46 tackles, 14 TFL, eight sacks, three PBUs, three fumble recoveries and one forced fumble ... Also named first-team 2016 All-District 13-6A ... As junior, named 2015 District 13-6A Defensive Lineman of Year and second-team All-Central Texas (by Associated Press) ... Made 41 tackles, 24 QB pressures and six sacks for 8-3 Round Rock ... Earned 2014 All-District 13-6A second-team honors as sophomore on 10-2 RRHS squad ... Academic All-District honoree.

Personal: Son of Tim and Sherri Lynch ... Pre-business major.

J. LYNCH CAREER STATISTICS

DEFENSIVE

YEAR	G/GS	UT	AT	TT	TFL-YD	QBS-YD	FF/FR	QBH	INT-YD
2017	11/0	15	5	20	5.0-21	3.0-18	0/1	0	0-0

CAREER BESTS
Tackles: 7 at TCU (11/24/17)
Solo Tackles: 5 at TCU (11/24/17)
Tackles-For-Loss: 2.0 vs. Texas (10/28/17)
Sacks: 1.0 vs. WVU (10/21/17); vs. Texas (10/28/17); vs. TTU (11/11/17)
Forced Fumbles: N/A
Fumbles Recovered: 1 at Kansas (11/4/17)
QB Hurries: N/A

J. LYNCH'S GAME-BY-GAME DEFENSIVE STATS

DATE		OPPONENT	TT	UT	AT	TFL-YDS	QBS-YDS
9/2/17		LIBERTY		DID NOT PLAY			
9/9/17		UTSA	1	0	1	0.0-0	0.0-0
9/16/17		at Duke	0	0	0	0.0-0	0.0-0
9/23/17	*	OKLAHOMA	0	0	0	0.0-0	0.0-0
9/30/17	*	at Kansas State	0	0	0	0.0-0	0.0-0
10/14/17	*	at Oklahoma State	1	1	0	0.0-0	0.0-0
10/21/17	*	WEST VIRGINIA	2	2	0	1.0-10	1.0-10
10/28/17	*	TEXAS	3	3	0	2.0-2	1.0-1
11/4/17	*	at Kansas	1	1	0	0.0-0	0.0-0
11/11/17	*	vs. Texas Tech	2	1	1	1.0-7	1.0-7
11/18/17	*	IOWA STATE	3	3	0	0.0-0	0.0-0
11/24/17	*	at TCU	7	5	2	1.0-2	0.0-0

69

JOSH MALIN

OL • 6-6 • 301 • SR. • 2L
CIBOLO, TEXAS (STEELE HS)

Fifth-year offensive lineman ... Expected to play key role on offensive line as senior in 2018 ... Moved to offensive line full time during spring 2017 ... has played in 15 career games with two starts ... completed undergraduate degree in May 2018.

2017 (Junior): Played in all 12 games with two starts ... Started at right tackle at No. 10 TCU ... Made first career start as an offensive lineman at left tackle in relief of Mo Porter in season opener with Liberty.

2016 (Sophomore): Saw action in 13 games as reserve tight end ... Did not record any statistics ... Selected to Big 12 Commissioner's Honor Roll in spring 2017.

2015 (Redshirt Freshman): Missed season recovering from foot surgery.

2014 (Freshman): Redshirted.

High School: Two-time all-state defensive lineman from Steele High School in Cibolo, Texas ... Played under head coaches Scott Lehnhoff and Mike Jinks at Steele ... Rated nation's 40th-best defensive tackle prospect by Scout, 62nd-best DE by 247Sports and 65th-best DE by ESPN ... Ranked No. 66 prospect in Texas by Scout and No. 87 on Scout's Midlands 125 ... Played in 2014 San Antonio Sports All-Star game following senior season ... Named 2013 first-team Class 5A All-State as senior after leading SHS to 12-2

record, DII state quarterfinals and No. 9 final state ranking ... Selected 2013 District 28-5A Defensive MVP and first-team All-District 28-5A after totaling 85 tackles, 15 TFL, eight sacks, 13 QB hurries, 6 PBUs, four forced fumbles and two fumbles recovered ... Earned 2012 Class 5A All-State honorable mention as junior after leading Steele to 14-1 record and DII state semifinals ... Totaled 56 tackles, 11 TFL, eight sacks, four forced fumbles and two fumbles recovered as junior ... Named to 2012 Class 5A San Antonio Express-News Super Team first team and All-District 28-5A first team ... Made 21 tackles, seven TFL and 1.5 sacks as sophomore backup on 2011 SHS team that finished 15-1 and lost in Class 5A DII state championship game.

Personal: Son of David and Roxanne Malin ... Completed undergraduate degree in health, kinesiology and leisure studies in May 2018.

MALIN CAREER STATISTICS

OFFENSIVE

YEAR	G/GS
2014	redshirt
2015	0/0
2016	13/0
2017	12/2
CAREER	25/2



96
CONNOR MARTIN
K/P • 5-9 • 173 • JR. • 2L
FRISCO, TEXAS (CENTENNIAL HS)

Junior place kicker who currently holds Baylor career record for field goal percentage (.833) and ranks tied for 10th in BU's career FGs made list (20) ... 2018 third team preseason All-Big 12 (Athlon) ... fourth team Preseason All-Big 12 (Phil Steele) ... Primary option on field goals and extra points, took over punting in 2017 after Drew Galitz's injury vs. Oklahoma ... 2017 Honorable Mention All-Big 12 (coaches).

2017 (Sophomore): Played in all 12 games ... set career highs with 27 made PATs, 28 attempted PATs, 20 made FGs and 24 attempted FGs while punting for first time and tallying 39 punts for 1,572 yards (40.3) with 10 inside the 20 and six over 50 yards and posting nine kickoffs for 548 yards (60.9) ... Ranked 10th in FBS and third in Big 12 in field goals made per game (1.67), 21st and second in field goal percentage (.833) and 69th and seventh in points per game (7.4) ... Broke Baylor's single-season record for most field goals made (20) ... Ranked third on BU's single-season FG percentage list (.833) ... Ranked seventh on BU's season points list (89) ... Went 2-for-3 on FGs at No. 10 TCU, including hitting career-long 48-yarder, and 2-for-2 on PATs for eight points while punting seven times for 288 yards (41.1) with three inside the 20 ... Went 2-for-2 on FGs vs. Iowa State (career-long 47-yarder) and punted five times for 138 yards (27.6) with one inside the 20 ... Went 1-fo-1 on FGs vs. Texas Tech, 3-for-3 on PATs for six points while also punting twice for 102 yards (51.0) and had one kickoff for 57 yards ... Went 1-for-2 on FGs at Kansas, 4-for-4 on PATs for seven points ... Also punted five times for 189 yards (37.8) with two inside the 20 and kicked off four times for 253 yards (63.2) at Kansas ... Went 1-for-1 on PATs vs. Texas while punting eight times for 316 yards (39.5) with two inside the 20 and long of 51 yards ... Went 3-for-3 on FGs and 3-for-3 on PATs for 12 points vs. No. 23 West Virginia while punting four times for 183 yards (45.8) ... Went 3-for-3 on FGs (38, 40, 29) and 1-for-1 on PATs for 10 points at No. 14 Oklahoma State while punting five times for 230 yards (46.0) with two 50-yarders (career-high 58)) and one inside the 20 ... Went 2-for-3 on FGs (27, 38) and 2-for-2 on PATs at Kansas State for eight points while also punting for first time in career with three punts for 126 yards (42.0) and one inside 20 and had four kickoffs for 238 yards (59.5) and one touchback... Named Big 12 Special Teams Player of the Week after making four of five field goals vs. No. 3 Oklahoma, including career-longs of 41 and 46, while going 3-for-3 on PATs for career-high 15 points ... Two 40-yard FGs vs. No. 3 Oklahoma were first for BU since Aaron Jones (42, 44) at Texas on Oct. 20, 2012 ... Four made FGs vs. No. 3 Oklahoma tied program record with seven others, last was Chris Callahan vs. Kansas in 2014 ... Went 2-for-3 on PATs at Duke ... Made both PAT and FG attempts (20 yards) vs. UTSA ... Made first collegiate field goal attempt from 39 yards out vs. Liberty while also going 4-for-4 on PATs for career-high seven points.

2016 (Freshman): Saw action in two games ... Perfect 5-for-5 on extra points against Oklahoma State ... First career collegiate action against Northwestern State ... Tallied one kickoff for 59 yards.

High School: Four-year letterwinner at Centennial High School under head coaches Mark Howard (2012-14) and Ronnie Mullins (2015) ... Helped team to district titles in 2012 and 2013 ... All-state kicker and punter ... All-county kicker and punter ... All-district kicker and punter.

Personal: Son of Craig and Crystal Martin ... Earned academic all-district honor ... Communications major.

MARTIN CAREER STATISTICS

PLACE-KICKING

YEAR	G/GS	PAT-A	PCT	FG-A	PCT	TP
2016	2/0	5-5	1.000	0-0	--	5
2017	12/0	29-30	96.7	20-24	83.3	89
CAREER	**14/0**	**34-35**	**97.1**	**20-24**	**83.3**	**91**

CAREER BESTS
Longest FG: 48 at TCU (11/24/17)
Most FGs: 4 vs. Oklahoma (9/23/17)
Most PATs: 5 vs. Oklahoma State (9/24/16)
Most Points: 15 vs. Oklahoma (9/23/17)

MARTIN'S GAME-BY-GAME KICKING STATS

2017 Field Goal Sequence - **Made**, (Missed)	
LIBERTY	**39**
UTSA	**20**
at Duke	**--**
OKLAHOMA	(35), **32, 41, 46, 36**
at Kansas State	**38,** (44), **27**
at Oklahoma State	**38, 40, 29**
WEST VIRGINIA	**23, 42, 23**
TEXAS	**--**
at Kansas	(36), **38**
vs. Texas Tech	**34**
IOWA STATE	**27, 47**
at TCU	(39), **48, 23**

MARTIN'S GAME-BY-GAME PUNTING STATS

DATE		OPPONENT	NO	YDS	AVG	IN20	Long
9/2/17		LIBERTY	0	0	0.0	0	0
9/9/17		UTSA	0	0	0.0	0	0
9/16/17		at Duke	0	0	0.0	0	0
9/23/17	*	OKLAHOMA	0	0	0.0	0	0
9/30/17	*	at Kansas State	3	126	42.0	1	49
10/14/17	*	at Oklahoma State	5	230	46.0	1	58
10/21/17	*	WEST VIRGINIA	4	183	45.8	0	54
10/28/17	*	TEXAS	8	316	39.5	2	51
11/4/17	*	at Kansas	5	189	37.8	2	43
11/11/17	*	vs. Texas Tech	2	102	51.0	0	53
11/18/17	*	IOWA STATE	5	138	27.6	1	38
11/24/17	*	at TCU	7	288	41.1	3	52

46
ROSS MATISCIK
LS • 6-0 • 230 • JR. • 2L
MCKINNEY, TEXAS (MCKINNEY BOYD HS)

Third-year snapper ... Primary long snapper on punts ... Also serves as backup holder ... second team Preseason All-Big 12 (Phil Steele) ... 2018 David Binn Award preseason watch list ... 2016 and 2017 Academic All-Big 12 second team ... on track to graduate in August 2018.

2017 (Sophomore): Played in all 12 games ... Had four tackles, one fumble recovery and forced fumble on season ... Had one tackle vs. Iowa State ... Made one tackle vs. Texas ... Had one tackle and first career forced fumble at Kansas State ... Made one tackle at Duke ... Recovered first career fumble vs. UTSA.

2016 (Redshirt Freshman): Played in 12 of 13 games as true freshman ... Served as primary long snapper ... 2016 Academic All-Big 12 second team.

2015 (Freshman): Redshirted.

High School: Three-year letterwinner at McKinney Boyd High School under head coach Don Drake ... 2014 All-state selection at linebacker ... 2014 first-team all-district linebacker ... 2013 first-team all-district linebacker ... Also earned two letters in baseball as catcher.

Personal: Son of Marty and Audra Matiscik ... Four-year honor roll student ... National Honor Society member ... Father played football at Bowling Green ... Brother Paine played football at Rice ... Supply chain management major.

PLAYERS

MATISCIK CAREER STATISTICS

DEFENSIVE

YEAR	G/GS	UT	AT	TT	TFL-YD	QBS-YD	FF/FR	PBU	INT-YD
2015			redshirt						
2016	12/0	1	0	1	0-0	0-0	0/0	0	0-0
2017	12/0	3	1	4	0-0	0-0	1/1	0	0-0
CAREER	24/0	4	1	5	0-0	0-0	1/1	0	0-0

96
COLE MAXWELL
DT • 6-5 • 284 • R-FR. • RS
ALLEN, TEXAS (ALLEN HS)

2017 (Freshman): Redshirted.

High School: All-state defensive lineman from Allen (Texas) High School ... Played under head coaches Terry Gambill and Tom Westerburg at AHS ... Rated nation's 96th-best DE prospect in 2017 recruiting class by ESPN, ranked No. 126 by 247Sports and No. 152 by Scout ... Ranked No. 156 among Texas recruits by ESPN ... Named to 2016 Class 6A All-State second team following senior season, led Allen to 14-1 record and DI semifinals ... Also earned 2016 USA TODAY ALL-USA Texas second team honors and 2016 SportsDayHS All-Area first-team recognition from Dallas Morning News ... Selected 2016 District 6-6A Defensive MVP and to All-District 6-6A first team ... Totaled 87 tackles, 12 TFL, 10 sacks, six QB pressures, five PBUs and three forced fumbles as senior ... Helped AHS to 14-1 mark and DI state semifinals as junior ... Also star pitcher/first baseman on Allen baseball team.

Personal: Son of Keri Williams and Lewis Maxwell ... Health, kinesiology and leisure studies major.

95
JOHN MAYERS
K • 5-10 • 167 • FR. • HS
FLOWER MOUND, TEXAS (MARCUS HS)

High School: Played at Marcus High School in Flower Mound, Texas for coach Kevin Atkinson … rated a five star prospect by Chris Sailer Kicking … 2017 TOP 12 Camp Invitee … 2017 Vegas 30 Class of 2018 Field Goal Last Man Standing Champion … 2017 Vegas 30 Field Goal Finalist … District 6-6A Special Teams Player of the Year … second team academic all-state … Made 28-of-34 field goals as a senior … long was 50 yards … also played soccer

Personal: Son of John and Kristy Mayers … has two siblings, Morgan and Jared … majoring in business

14
JALAN MCCLENDON
QB • 6-5 • 219 • SR. • TR
CHARLOTTE, N.C. (NORTH CAROLINA ST.)

Graduate transfer quarterback from North Carolina State … completed his undergraduate degree at NC State in May 2018 … Enrolled at Baylor in June 2018 … has played in 20 games in his career … Has completed 55.3 percent of his career passing attempts … averaging 4.85 ypg in his collegiate career.

2017 (Junior – NC State): Played in three games as a junior … completed 2-of-3 passes for 17 yards against Furman … also rushed six times for 67 yards in the game … also saw snaps against Louisville and North Carolina.

2016 (Sophomore – NC State): Saw action in 10 games and was the team's fourth-leading rusher … Completed 16-of-30 passes for 176 yards and one touchdown … rushed 35 times for 145 yards and two touchdowns … Came in during the second half of the Notre Dame contest and rushed for 56 yards on 10 carries … Also completed two pass attempts … Led the longest drive of the day against the Fighting Irish for either team (7:49) in the 3rd quarter … Responsible for three touchdowns in three plays in the first three quarters of the Old Dominion game – two rushing and one passing … Completed 6-of-8 passes for 88 yards against William & Mary …. Hit 3-of-5 passes and rushed four times against Syracuse.

2015 (Redshirt Freshman – NC State): Saw action in seven games … led the Wolfpack to two scores in the win at South Alabama … completed 3-of-4 passes for 38 yards against the Jags … completed 4-of-8 passes against Eastern Kentucky for 28 yards.

2014 (Freshman – NC State): Redshirted.

High School: Played quarterback at for coach Jeff Caldwell at West Mecklenburg High School in Charlotte, N.C … Led team to a 9-3 record and a berth in the NC 4AA state playoffs in 2013 … threw for over 1,700 yards and 17 touchdowns as a senior … played in the 2013 North Carolina-South Carolina Shrine Bowl … was the starting QB for North Carolina, completing 16-of-26 passes for 164 yards … as a junior, threw for more than 1,700 yards and 22 touchdowns and rushed for over 200 yards and six touchdowns … Rated four stars by 247 Sports … No. 12 pro-style quarterback … No. 8 in North Carolina … No. 170 player nationally … Rated four stars by ESPN … No. 20 pocket-passer quarterback nationally and the No. 16 player in North Carolina … rated three stars by Rivals.com … No. 18 pro-style quarterback and No. 22 player in North Carolina … No. 15 quarterback nationally by Scout.com … also played high school basketball … was a 5'9 option quarterback as a freshman … originally selected NC State over offers from Miami (Fla.), Florida State and North Carolina.

Personal: Son of Tasha McClendon … has two siblings, Shayla and Janae ... pursuing a graduate degree in sports ministry at Baylor.

MCCLENDON CAREER STATISTICS

PASSING

YEAR	G/GS	CMP	ATT	PCT	YDS	INT	TD	EFF.	LP/OPPONENT
2015	7/0	8	14	57.1	69	0	0	98.54	21/at S. Alabama
2016	10/0	16	30	53.3	176	4	1	86.94	29/William & Mary
2017	3/0	2	3	66.7	17	0	0	114.27	9/Furman
CAREER	20/0	26	47	55.3	262	4	1	92.14	29/William & Mary

RUSHING

YEAR	G/GS	ATT	YD	AVG	TD	LP/OPPONENT
2015	7/0	5	11	2.2	0	7/at South Alabama
2016	10/0	35	145	4.1	2	20/Notre Dame
2017	3/0	6	67	11.2	0	29/Furman
CAREER	20/0	46	223	4.8	2	29/Furman

CAREER BESTS

PASSING

Attempts: 9 vs. William & Mary (9/1/16)
Completions: 6 vs. William & Mary (9/1/16)
Yards: 88 vs. William & Mary (9/1/16)
Touchdowns: 1 vs. Old Dominion (9/17/16)
Longest Pass: 29 vs. William & Mary (9/1/16)
200-Yard Games: Season (0); Career (0)
300-Yard Games: Season (0); Career (0)
400-Yard Games: Season (0); Career (0)

RUSHING

Attempts: 10 vs. Notre Dame (10/8/16)
Yards: 67 vs. Furman (9/16/17)
Touchdowns: 2 vs. Old Dominion (9/17/16)
Longest Rush: 29 vs. Furman (9/16/17)
100-Yard Games: Season (0); Career (0)
200-Yard Games: Season (0); Career (0)

PLAYERS

MCCLENDON'S GAME-BY-GAME PASSING STATS

DATE		OPPONENT	CMP	ATT	YDS	INT	TD	TD Passes
9/5/15		TROY	1	2	3	0	0	--
9/12/15		EASTERN KENTUCKY	4	8	28	0	0	--
9/19/15		at Old Dominion	0	0	0	0	0	--
9/26/15		at South Alabama	3	4	38	0	0	--
10/3/15	*	LOUISVILLE		DID NOT PLAY				
10/9/15	*	at Virginia Tech		DID NOT PLAY				
10/24/15	*	WAKE FOREST	0	0	0	0	0	--
10/31/15	*	CLEMSON		DID NOT PLAY				
11/7/15	*	at Boston College	0	0	0	0	0	--
11/14/15	*	at Florida State		DID NOT PLAY				
11/21/15	*	SYRACUSE	0	0	0	0	0	--
11/28/15	*	NORTH CAROLINA		DID NOT PLAY				
12/30/15		vs. Mississippi State		DID NOT PLAY				

DATE		OPPONENT	CMP	ATT	YDS	INT	TD	TD Passes
9/1/16		WILLIAM & MARY	6	9	88	1	0	--
9/10/16		at East Carolina		DID NOT PLAY				
9/17/16		OLD DOMINION	3	4	31	0	1	3
10/1/16	*	WAKE FOREST	0	0	0	0	0	--
10/8/16		NOTRE DAME	2	2	14	0	0	--
10/15/16	*	at Clemson	0	1	0	0	0	--
10/22/16	*	at Louisville	0	3	0	1	0	--
10/29/16	*	BOSTON COLLEGE		DID NOT PLAY				
11/5/16	*	FLORIDA STATE		DID NOT PLAY				
11/12/16	*	at Syracuse	3	5	20	2	0	--
11/19/16	*	MIAMI	0	0	0	0	0	--
11/25/16	*	at North Carolina	0	1	0	0	0	--
12/26/16		vs. Vanderbilt	0	1	0	0	0	--

DATE		OPPONENT	CMP	ATT	YDS	INT	TD	TD Passes
9/2/17		vs. South Carolina		DID NOT PLAY				
9/9/17		MARSHALL		DID NOT PLAY				
9/16/17		FURMAN	2	3	17	0	0	--
9/23/17	*	at Florida State		DID NOT PLAY				
9/30/17	*	SYRACUSE		DID NOT PLAY				
10/5/17	*	LOUISVILLE	0	0	0	0	0	--
10/14/17	*	at Pittsburgh		DID NOT PLAY				
10/28/17		at Notre Dame		DID NOT PLAY				
11/4/17	*	CLEMSON		DID NOT PLAY				
11/11/17	*	at Boston College		DID NOT PLAY				
11/18/17	*	at Wake Forest	0	0	0	0	0	--
11/25/17	*	NORTH CAROLINA	0	0	0	0	0	--
12/29/17		vs. Arizona State		DID NOT PLAY				

MCCLENDON'S GAME-BY-GAME RUSHING STATS

DATE		OPPONENT	ATT	YDS	Avg.	TD	TD YDS
9/5/15		TROY	2	4	2.0	0	--
9/12/15		EASTERN KENTUCKY	1	6	6.0	0	--
9/19/15		at Old Dominion	0	0	0.0	0	--
9/26/15		at South Alabama	1	7	7.0	0	--
10/3/15	*	LOUISVILLE		DID NOT PLAY			
10/9/15	*	at Virginia Tech		DID NOT PLAY			
10/24/15	*	at Wake Forest	0	0	0.0	0	--
10/31/15	*	CLEMSON		DID NOT PLAY			
11/7/15	*	at Boston College	0	0	0.0	0	--
11/14/15	*	at Florida State		DID NOT PLAY			
11/21/15	*	SYRACUSE	1	-6	-6.0	0	--
11/28/15	*	NORTH CAROLINA		DID NOT PLAY			
12/30/15		vs. Mississippi State		DID NOT PLAY			

DATE		OPPONENT	ATT	YDS	Avg.	TD	TD YDS
9/1/16		WILLIAM & MARY	6	5	0.8	0	--
9/10/16		at East Carolina		DID NOT PLAY			
9/17/16		OLD DOMINION	2	4	2.0	2	1, 3
10/1/16	*	WAKE FOREST	1	-1	-1.0	0	--
10/8/16		NOTRE DAME	10	56	5.6	0	--
10/15/16	*	at Clemson	1	-2	-2.0	0	--
10/22/16	*	at Louisville	0	0	0.0	0	--
10/29/16	*	BOSTON COLLEGE		DID NOT PLAY			
11/5/16	*	FLORIDA STATE		DID NOT PLAY			
11/12/16	*	at Syracuse	4	31	7.8	0	--
11/19/16	*	MIAMI	0	0	0.0	0	--
11/25/16	*	at North Carolina	7	42	6.0	0	--
12/26/16		vs. Vanderbilt	4	10	2.5	0	--

DATE		OPPONENT	ATT	YDS	Avg.	TD	TD YDS
9/2/17		vs. South Carolina		DID NOT PLAY			
9/9/17		MARSHALL		DID NOT PLAY			
9/16/17		FURMAN	6	67	11.2	0	--
9/23/17	*	at Florida State		DID NOT PLAY			
9/30/17	*	SYRACUSE		DID NOT PLAY			
10/5/17	*	LOUISVILLE	0	0	0.0	0	--
10/14/17	*	at Pittsburgh		DID NOT PLAY			
10/28/17		at Notre Dame		DID NOT PLAY			
11/4/17	*	CLEMSON		DID NOT PLAY			
11/11/17	*	at Boston College		DID NOT PLAY			
11/18/17	*	at Wake Forest	0	0	0.0	0	--
11/25/17	*	NORTH CAROLINA	0	0	0.0	0	--
12/29/17		vs. Arizona State		DID NOT PLAY			

17
GARRET MCGUIRE
QB • 5-10 • 184 • R-FR. • RS
CEDAR HILL, TEXAS (CEDAR HILL HS)

2017 (Freshman): Redshirted.

High School: Player quarterback for his father, Joey, at Cedar Hill High School ... Led team to 11-3 overall record and 6-1 mark in district play in 2016 ... Passed for 913 yards and nine touchdowns during his senior season ... Also served as team's long snapper.

Personal: Son of Joey and Debbie McGuire ... Father serves as Baylor tight ends coach ... Health, kinesiology and leisure studies major.

58
MICHAEL MCNAIR
LB • 6-2 • 236 • SO. • SQ
RICHARDSON, TEXAS (PLANO EAST HS)

2017 (Redshirt Freshman): Did not see action.

2016 (Freshman): Redshirted ... Selected to Big 12 Commissioner's Honor Roll in spring 2017.

High School: Two-year letterwinner at Plano East High School for head coach Joey McCullough ... Helped team to city championship in 2015 ... Named second-team all-district defensive end in 2015.

Personal: Son of Patrick and Denese McNair ... National Honor Society member ... major is geology.

42
JAIRON MCVEA
S • 5-11 • 181 • SO. • 1L
RICHMOND, TEXAS (GEORGE RANCH HS)

Speedy defensive back ... Reserve safety and key contributor on special teams ... Clocked as high as 4.32 in 40-yard dash.

2017 (Redshirt Freshman): Played in 10 games with one start ... Had 14 tackles on season ... Primary coverage man on kickoff ... Made one tackle vs. Iowa State ... Posted three tackles at Kansas State ... Had one tackle vs. No. 3 Oklahoma ... Tallied two tackles at Duke ... Made one tackle vs. UTSA ... Made first career start vs. Liberty, had career-high six tackles.

2016 (Freshman): Redshirted ... Selected to Big 12 Commissioner's Honor Roll in spring 2017.

High School: Four-year letterwinner at George Ranch High School for head coach Ricky Tullous ... Helped GRHS to 16-0 state title season in 2015 ... Named team defensive MVP in 2015 ... Named first-team all-district in 2015 ... In 2015, posted 86 tackles (41 solo) with seven interceptions, five forced fumbles and three fumble recoveries.

Personal: Son of Danny and Rhonda McVea ... National Honor Society member ... geology major.

PLAYERS

MCVEA CAREER STATISTICS

DEFENSIVE

YEAR	G/GS	UT	AT	TT	TFL-YD	QBS-YD	FF/FR	PBU	INT-YD
2016			redshirt						
2017	10/1	13	1	14	0-0	0-0	0/0	0	0-0
CAREER	**10/1**	**13**	**1**	**14**	**0-0**	**0-0**	**0/0**	**0**	**0-0**

CAREER BESTS
Tackles: 6 vs. Liberty (9/2/17)
Solo Tackles: 6 vs. Liberty (9/2/17)
Tackles-For-Loss: N/A
Interceptions: N/A
Forced Fumbles: N/A
Fumble Recoveries: N/A
Pass Breakups: N/A

MCVEA'S GAME-BY-GAME DEFENSIVE STATS

DATE		OPPONENT	TT	UT	AT	PD	INT-YDS
9/2/17		LIBERTY	6	6	0	0	0-0
9/9/17		UTSA	1	1	0	0	0-0
9/16/17		at Duke	2	1	1	0	0-0
9/23/17	*	OKLAHOMA	1	1	0	0	0-0
9/30/17	*	at Kansas State	0	0	0	0	0-0
10/14/17	*	at Oklahoma State		DID NOT PLAY			
10/21/17	*	WEST VIRGINIA		DID NOT PLAY			
10/28/17	*	TEXAS		DID NOT PLAY			
11/4/17	*	at Kansas	3	3	0	0	0-0
11/11/17	*	vs.Texas Tech	0	0	0	0	0-0
11/18/17	*	IOWA STATE	1	1	0	0	0-0
11/24/17	*	at TCU	0	0	0	0	0-0

15
CHRIS MILLER

S • 6-0 • 188 • JR. • 2L
FRISCO, TEXAS (LONE STAR HS)

Third-year defensive back ... strong contender for a starting safety spot in 2018 ... Voted into single-digit jersey by teammates in August 2017.

2017 (Sophomore): Played in 11 games with one start ... Posted career highs of 28 tackles, one fumble recovery and two PBUs on season ... Made two tackles and one PBU at No. 10 TCU ... Had one tackle vs. Iowa State ... Made three tackles vs. Texas Tech ... Had two tackles at Kansas ... Posted four tackles vs. Texas ... Played but did not record any stats vs. No. 23 West Virginia ... Had one tackle and first career PBU at No. 14 Oklahoma State ... Missed game at Kansas State due to injury ... Had three tackles and first career fumble recovery vs. No. 3 Oklahoma ... Made five tackles at Duke ... Totaled career highs of six tackles and five solo stops vs. UTSA ... Made first collegiate start vs. Liberty, tallying one tackle.

2016 (Freshman): Played in eight games as true freshman ... Tallied six totals (four solo) on the season ... Recorded single tackle against Northwestern State, SMU, Rice, Oklahoma State, Kansas and Oklahoma ... Did not play in final four games of year.

High School: All-state defensive back from Lone Star High School in Frisco, Texas ... Three-time all-district honoree played under head coach Jeff Rayburn at LSHS ... National ranking among safety prospects: 50th by 247Sports, 53rd by ESPN, 55th by Scout ... Top 100 Texas recruit, ranked 94th in state by 247Sports, 96th by Scout and 107th by ESPN ... Rated 138th prospect in region by ESPN ... Led Lone Star to 14-2 record and 2015 Class 5A DII state title game as senior ... Named 2015 honorable mention Class 5A All-State and first-team All-District 9-5A ... Made 108 tackles, seven PBUs, three forced fumbles and one interception as senior ... Selected 2014 first-team All-District 9-5A as junior after helping LSHS to 7-3 record ... Totaled 123 tackles, two interceptions and three forced fumbles in 2014 ... Earned 2013 All-District 10-3A second-team honors as sophomore ... Made three interceptions for 8-5 Lone Star squad that reached regional semis.

Personal: Son of Robert and Nicole Miller ... Health, kinesiology and leisure studies major.

C. MILLER CAREER STATISTICS

DEFENSIVE

YEAR	G/GS	UT	AT	TT	TFL-YD	QBS-YD	FF/FR	PBU	INT-YD
2016	8/0	4	2	6	0-0	0-0	0/0	0	0-0
2017	11/1	15	13	28	0-0	0-0	0/1	2	0-0
CAREER	**19/1**	**19**	**15**	**34**	**0-0**	**0-0**	**0/1**	**2**	**0-0**

CAREER BESTS
Tackles: 6 vs. UTSA (9/9/17)
Solo Tackles: 5 vs. UTSA (9/9/17)
Tackles-For-Loss: N/A
Interceptions: N/A
Forced Fumbles: N/A
Fumble Recoveries: 1 vs. Oklahoma (9/23/17)
Pass Breakups: 1 at Oklahoma State (10/14/17); at TCU (11/24/17)

MILLER'S GAME-BY-GAME DEFENSIVE STATS

DATE		OPPONENT	TT	UT	AT	PD	INT-YDS
9/2/16		NORTHWESTERN STATE	1	1	0	0	0-0
9/10/16		SMU	1	1	0	0	0-0
9/16/16		at Rice	1	1	0	0	0-0
9/24/16	*	OKLAHOMA STATE	1	0	1	0	0-0
10/1/16	*	at Iowa State	0	0	0	0	0-0
10/15/16	*	KANSAS	1	1	0	0	0-0
10/29/16	*	at Texas		DID NOT PLAY			
11/5/16	*	TCU	0	0	0	0	0-0
11/12/16	*	at Oklahoma	0	0	0	0	0-0
11/19/16	*	KANSAS STATE		DID NOT PLAY			
11/25/16	*	vs. Texas Tech		DID NOT PLAY			
12/3/16	*	at West Virginia		DID NOT PLAY			
12/27/16		vs. Boise State		DID NOT PLAY			

DATE		OPPONENT	TT	UT	AT	PD	INT-YDS
9/2/17		LIBERTY	1	1	0	0	0-0
9/9/17		UTSA	6	5	1	0	0-0
9/16/17		at Duke	5	1	4	0	0-0
9/23/17	*	OKLAHOMA	3	2	1	0	0-0
9/30/17	*	at Kansas State		DID NOT PLAY			
10/14/17	*	at Oklahoma State	1	0	1	1	0-0
10/21/17	*	WEST VIRGINIA	0	0	0	0	0-0
10/28/17	*	TEXAS	4	1	3	0	0-0
11/4/17	*	at Kansas	2	2	0	0	0-0
11/11/17	*	vs.Texas Tech	3	2	1	0	0-0
11/18/17	*	IOWA STATE	1	0	1	0	0-0
11/24/17	*	at TCU	2	1	1	1	0-0

64
RYAN MILLER

OL • 6-2 • 290 • SO. • 1L
SOUTHLAKE, TEXAS (SOUTHLAKE CARROLL HS)

Athletic center on the offensive line ... played in 10 games including two starts as a true freshman.

2017 (Freshman): Played in 10 games with two starts ... started first two games of season against Liberty and UTSA at center ... also saw time at tight end and on special teams.

High School: All-state offensive lineman from Carroll High School in Southlake, Texas ... Two-time all-district honoree under head coach Hal Wasson at CHS ... Rated 40th-best center prospect in 2017 recruiting class by 247Sports ... Named 2016 first-team Class 6A All-State at center following senior season, helped Carroll to 10-2 mark and DII area finals ... Also earned 2016 All-Area Super Team first-team honors from Fort Worth Star-Telegram and 2016 SportsDayHS All-Area second team recognition from Dallas Morning News ... Named 2016 All-District 5-6A first team after totaling 101 knockdowns, grading at 96 percent and allowing zero sacks after moving to O-line for senior season ... Earned 2015 All-District 7-6A second-team honors at defensive tackle as junior, helped lead CHS to 9-3 record and DII area finals ... Made 53 tackles and five sacks as junior defensive lineman ... Teammate at Carroll of fellow Baylor offensive lineman Henry Klinge III.

Personal: Son of Jeff and Kathy Miller ... Majoring in pre-business.

R. MILLER CAREER STATISTICS

OFFENSIVE

YEAR	G/GS
2017	10/2

37
MARK MILTON
CB • 6-1 • 177 • FR. • HS
HOUSTON, TEXAS (CLEAR BROOK HS)

High School: Played for coach Mike Allison at Clear Brook High School ... played both ways as a senior ... 52 tackles, two TFL, two PBU and one interception ... four receptions for 114 yards and two touchdowns ... also blocked a punt for a touchdown ... Rated three stars by 247 Sports ... No. 114 in Texas ... No. 72 athlete nationally ... three-star prospect according to Rivals ... three stars according to ESPN ... No. 94 in Texas ... No. 50 athlete nationally ... 30 receptions for 412 yards and six touchdowns as junior ... Added 487 rushing yards and five touchdowns on the ground ... Member of Dave Campbell Texas Football's Texas Top 300 ... Selected Baylor over Missouri, Virginia and Minnesota

Personal: Son of Mark Sr. and Yolunda Milton ... Nickname is "MJ" ... pre-psychology major

15
DENZEL MIMS
WR • 6-3 • 208 • JR. • 2L
DAINGERFIELD, TEXAS (DAINGERFIELD HS)

Dynamic, rangy returning starter at wide receiver ... 2018 first team preseason All-Big 12 (Media, Athlon, Phil Steele, Lindy's) ... 2018 first team preseason All-Texas (Dave Campbell's Texas Football) ... 2018 Biletnikoff Preseason Watch List ... 2017 second-team All-Big 12 honoree by coaches, Athlon, Pro Football Focus and Phil Steele ... Ranks 26th on Baylor's career receiving yards list (1,111) ... one of three returning 1,000-yard receivers in the Big 12 (Gary Jennings, West Virginia; Marquise Brown, Oklahoma).

2017 (Sophomore): Played in 12 games with 11 starts ... second-team All-Big 12 (Athlon Sports) ... second-team All-Big 12 (coaches) ... second-team All-Big 12 (Phil Steele)... Totaled career highs of 61 catches for 1,087 yards and eight TDs on season ... 2017 Biletnikoff Award Watch List mid-season addition ... One of 15 Power 5 WRs with over 1,000 yards in 2017 ... Ranked 13th in FBS and third in Big 12 in receiving yards (1,087), 14th and third in receiving yards per game (90.6), 32nd and ninth in yards per catch (17.82) and 34th and sixth in receiving TDs (8) ... Ranked seventh in FBS in catches of 70 or more yards (2), 11th in 10 or more (42), 12th in 20 or more (18) and 40 or more (7), 17th in 60 or more (2), 20th in 30 or more (9) and 23rd in 50 or more (3) ... Had at least two catches in every game of season ... Ranked eighth on Baylor's single season receiving yards list (1,087) ... Became 10th receiver in school history with 1,000-plus yards in a season ... Became Baylor's 35th receiver to reach 1,000-plus career receiving yards ... With eight season receiving TDs, ranked tied for 10th on Baylor's single-season list ... Had at least one TD catch in each of the first five games this season (KD Cannon had one or more in each of the first three games in 2016 and Corey Coleman had one or more in the first eight games in 2015) ... Started at No. 10 TCU, posted two catches for 26 yards ... Started vs. Iowa State, had four catches for 60 yards ... Started vs. Texas Tech, had career-high 12 catches for 152 yards and one TD for fifth 100-yard effort of season and career and second straight ... Started at Kansas, had five catches for 122 yards for fourth 100-yard game of season and career ... Had four catches for 42 yards vs. Texas ... Started vs. No. 23 West Virginia, posted seven catches for 132 yards for third 100-yard receiving game of season/career and third in last four games ... Started at No. 14 Oklahoma State, had two catches for 20 yards and one rush for negative six yards ... Started at Kansas State, notched second straight 100-yard game with seven catches for 127 yards, including 70-yard TD ... Started vs. No. 3 Oklahoma, posted first career 100-yard receiving game with career highs in yards (192), catches (11) and TDs (3) to earn honorable mention on Earl Campbell Tyler Rose Award Player of the Week list for Week 4 ... First BU WR with three TDs in game since Corey Coleman had three vs. West Virginia on Oct. 17, 2015 ... Had 37th double-digit reception game in program history ... 92 receiving yards were 12th most in game in program history ... Started at Duke, had two catches for 67 yards, including 44-yard TD ... Started vs. UTSA, posted career-high-tying three catches for 62 yards with 20-yard TD grab ... Started vs. Liberty, had career-high 85 receiving yards on two catches, including first career TD on career-long, 45-yard grab.

2016 (Freshman): Played in 11 of 13 games in 2016 ... Recorded four receptions for 24 yards on the year ... First collegiate action in win over Northwestern State ... Made first career start against SMU and tallied three catches for 14 yards ... Had one catch for 10 yards at Rice ... Posted one kickoff return for 18 yards vs. Boise State.

High School: National top 300 recruit and three-sport star from Daingerfield (Texas) High School ... Versatile, all-state receiver and state-champion sprinter, played football under head coach Aric Sardinea at DHS ... Ranked No. 287 national recruit on ESPN300 and No. 330 by 247Sports ... National position ranking among wide receivers: 49th by ESPN, 57th by 247Sports, 78th by Rivals ... Rankings among Texas prospects: No. 45 by 247Sports, No. 49 by ESPN, No. 62 by Rivals, No. 79 on Lone Star 100, Waco Tribune-Herald Texas Top 100 ... Two-way player at both receiver and safety ... Named 2015 honorable mention Class 3A All-State and 2015 District 7-3A MVP as senior ... Totaled 721 yards and 10 touchdowns on 31 receptions, added 256 yards and five TDs on 24 rushes ... Selected two-way 2014 first-team All-District 7-3A, at both receiver and safety ... Credited with 682 yards and six TDs on 39 catches, also made 24 tackles, four interceptions and two TDs on defense ... Helped Daingerfield to 10-4 record and regional semis as sophomore in 2013, totaled 222 yards and three TDs on 19 receptions ... Named 2013 second-team All-District 8-2A as receiver ... Two-time all-district honoree in basketball (2015 District 16-3A MVP as junior, 2014 All-District 16-2A second team) ... Excelled at track, 2015 Class 3A 200-meter state champion with time of 21.30 seconds.

Personal: Son of Peggy Mims ... Majoring in health, kinesiology and leisure studies.

MIMS CAREER STATISTICS

RECEIVING

YEAR	G/GS	REC	YD	AVG	TD	LP/OPPONENT
2016	11/1	4	24	6.0	0	10/at Rice
2017	12/11	61	1,087	17.8	8	71/Oklahoma (TD)
CAREER	**23/12**	**65**	**1,111**	**17.2**	**8**	**71/Oklahoma (TD) (2017)**

CAREER BESTS
Receptions: 12 vs. Texas Tech (11/11/17)
Receiving Yards: 192 vs. Oklahoma (9/23/17)
Touchdowns: 3 vs. Oklahoma (9/23/17)
Longest Reception: 71 vs. Oklahoma (9/23/17) (TD)
100-Yard Games: Season (5); Career (5) (Last vs. Texas Tech 11/11/17)
200-Yard Games: Season (0); Career (0)

MIMS' GAME-BY-GAME RECEIVING STATS

DATE		OPPONENT	REC	YDS	AVG	TD	TD YDS
9/2/16		NORTHWESTERN STATE	0	0	0.0	0	--
9/10/16		SMU	3	14	4.7	0	--
9/16/16		at Rice	1	10	10.0	0	--
9/24/16	*	OKLAHOMA STATE	0	0	0.0	0	--
10/1/16	*	at Iowa State	0	0	0.0	0	--
10/15/16	*	KANSAS	0	0	0.0	0	--
10/29/16	*	at Texas	0	0	0.0	0	--
11/5/16	*	TCU	0	0	0.0	0	--
11/12/16	*	at Oklahoma	0	0	0.0	0	--
11/19/16	*	KANSAS STATE	0	0	0.0	0	--
11/25/16	*	vs. Texas Tech	0	0	0.0	0	--
12/3/16	*	at West Virginia	0	0	0.0	0	--
12/27/16	*	vs. Boise State	0	0	0.0	0	--

DATE		OPPONENT	REC	YDS	AVG	TD	TD YDS
9/2/17		LIBERTY	2	85	42.5	1	45
9/9/17		UTSA	3	62	20.7	1	20
9/16/17		at Duke	2	67	33.5	1	44
9/23/17	*	OKLAHOMA	11	192	17.5	3	19, 71, 6
9/30/17	*	at Kansas State	7	127	18.1	1	70
10/14/17	*	at Oklahoma State	2	20	10.0	0	--
10/21/17	*	WEST VIRGINIA	7	132	18.9	0	--
10/28/17	*	TEXAS	4	42	10.5	0	--
11/4/17	*	at Kansas	5	122	24.4	0	--
11/11/17	*	vs. Texas Tech	12	152	12.7	1	3
11/18/17	*	IOWA STATE	4	60	15.0	0	--
11/24/17	*	at TCU	2	26	13.0	0	--

PLAYERS

53
JASON MOORE
OL • 6-3 • 288 • R-FR. • RS
FRISCO, TEXAS (INDEPENDENCE HS)

2017 (Freshman): Redshirted.

High School: All-district offensive lineman from Independence High School in Frisco, Texas ... Played under head coach Kyle Story at IHS ... Rated nation's 90th-best OT prospect in 2017 recruiting class by ESPN and No. 90 among OG recruits by 247Sports ... Ranked No. 149 among Texas recruits by ESPN ... Earned 2016 All-District 13-5A first team honors following senior season, helped lead Independence to 9-3 record and to DI area finals ... Paved way for powerful IHS rushing attack that accounted for 3,000-plus yards ... Also named 2016 second-team academic All-State for excellence in classroom.

Personal: Son of Jason and Carroll Moore ... major is undecided ... Relative Damontre Moore played football at Texas A&M and in NFL with New York Giants, Miami Dolphins, Seattle Seahawks and is currently with Dallas Cowboys ... served on relief mission trip to Puerto Rico in May 2018.

29
CHRISTIAN MORGAN
S • 6-1 • 200 • FR. • HS
HOUSTON, TEXAS (PORTER HS)

Athletic, rangy safety prospect ... Enrolled January 2018 ... owned the top Nike SPARQ score for the class of 2018 - 144.00.

High School: Hard-hitting safety prospect who played for coach Jim Holley at Porter High School … 77 tackles and four interceptions as a senior … helped team to 7-4 record … Participated in The Opening … recorded the top Nike SPARQ score in the country – 144.00 … VYPE Magazine Hot 100 … member of Dave Campbell's Texas Football Texas Top 300 … tallied 56 tackles as a junior including 30 solo stops … rated three stars by 247 Sports … No. 90 in Texas … No. 49 safety nationally … three-star recruit according to ESPN ... No. 87 in Texas … No. 30 safety nationally … earned three-star ranking from Rivals.com … District 21-5A All-District First Team Defense honoree as a junior … picked Baylor over offers from Arizona State, Northwestern, Texas Tech and Vanderbilt .

Personal: Son of Willie and Tamara Morgan ... majoring in business.

83
RUSSELL MORRISON
WR • 5-11 • 192 • SO. • SQ
KATY, TEXAS (CINCO RANCH HS)

2017 (Redshirt Freshman): Played in four games ... Made two tackles on special teams (at No. 10 TCU and vs. Iowa State).

2016 (Freshman): Redshirted ... Selected to Big 12 Commissioner's Honor Roll in spring 2017.

High School: Two-year letterwinner at Cinco Ranch High School under head coach Don Clayton ... Helped team to district championship in 2014 ... 2015 all-district quarterback ... Passed for 3,508 yards and 39 touchdowns while completing 60 percent of passes in prep career ... Lettered in baseball in 2014 and was second-team all-district choice.

Personal: Son of George and Diane Morrison ... Honor roll student ... Academic all-district in 2015 ... Majoring in business.

55
XAVIER NEWMAN
OL • 6-3 • 305 • SO. • 1L
DESOTO, TEXAS (DESOTO HS)

Athletic guard with unlimited potential ... Started eight games on offensive line as a true freshman ... served on relief mission trip to Puerto Rico in May 2018.

2017 (Freshman): Played in 11 games with eight starts at LG ... Made first career start vs. No. 3 Oklahoma ... Also started vs. Iowa State, vs. Texas Tech, at Kansas, vs. Texas, vs. No. 23 West Virginia, at No. 14 Oklahoma State and at Kansas State.

High School: National top 300 recruit and All-American offensive lineman from DeSoto (Texas) High School ... All-state honoree played under head coaches Todd Peterman and Claude Mathis at DHS ... Ranked No. 246 national recruit on ESPN300 and No. 324 on PrepStar Top 350 All-America listing ... Named Under Armour All-American, played for winning Team Armour at 2017 all-star game Orlando ... Rated nation's second-best center prospect in 2017 recruiting class by ESPN and sixth by Scout, ranked No. 18 among guards by 247Sports ... Top 100 Texas recruit: ranked No. 37 by ESPN, No. 49 by 247Sports, No. 64 (second among centers) by Scout and No. 71 on Lone Star Top 100 ... Named 2016 first team Class 6A All-State following senior season, led DeSoto to perfect 16-0 season and DII state championship ... Paved way for state champs to average 540 yards-per-game offensively ... Named to 2016 Subway Super Team by Dave Campbell Texas Football ... Also named 2016 SportsDayHS All-Area first team by Dallas Morning News and first-team All-District 7-6A.

Personal: Son of Leon and Michell Brigham ... Health, kinesiology and leisure studies major.

NEWMAN CAREER STATISTICS

OFFENSIVE

YEAR	G/GS
2017	11/8

13
TONY NICHOLSON
WR • 5-10 • 192 • JR. • 2L
GRAND PRAIRIE, TEXAS (S. GRAND PRAIRIE HS)

Dynamic fourth-year playmaker at both receiver and in the return game ... 2018 fourth team Preseason All-Big 12 (Phil Steele) ... First-team All-Big 12 (Phil Steele) and honorable mention All-Big 12 returner (coaches) in 2016 ... 2016 Big 12 leader in punt return yards (10.21) ... Moved to offense from defensive back in 2016 fall camp.

2017 (Sophomore): Played in 11 games with seven starts ... Caught first 41 passes of career for 344 yards while rushing career-high four times for career-best 41 yards ... Had two catches for 15 yards at No. 10 TCU ... Started vs. Iowa State, posted five catches for 35 yards ... Had three catches for 17 yards vs. Texas Tech ... Did not play at Kansas due to injury ... Started vs. Texas, had three catches for 38 yards and one punt return for five yards ... Started vs. No. 23 West Virginia, had three catches for 20 yards and one punt return for 14 yards ... Started at No. 14 Oklahoma State, had four catches for 57 yards ... Started at Kansas State, had two rushes for six yards, five catches for 24 yards and one punt return for three yards ... Started vs. No. 3 Oklahoma, had career highs of seven catches for 74 yards and career-long 41-yard grab, rushed one time for four yards, had two punt returns for 47 yards, including 42-yard return, for 125 all-purpose yards ... Posted three grabs for 29 yards with career-long catch of 19 yards at Duke ... Had one rush for career-high 31 yards, one catch for seven yards and one punt return for one yard vs. UTSA ... Made first collegiate start vs. Liberty, caught first five career passes for 28 yards.

2016 (Redshirt Freshman): Played in all 13 games as reserve wide receiver and on kick and punt returns ... All-Big 12 first team punt returner by Phil Steele ... All-Big 12 honorable mention punt and kick returner by league's coaches ... Totaled one punt return for 14 yards and one kickoff return for 22 yards vs. Boise State ... Ranked 16th in FBS and first in Big 12 in yards per punt return (10.2) ... Ranked 103rd in FBS and eighth in Big 12 in yards per kick return (18.8) ... Ranked 51st in FBS and fifth in Big 12 in combined kick return yardage (533) ... Notched three punt returns for five yards and three kickoff returns

PLAYERS

for 65 yards at No. 13 West Virginia ... Posted two punt returns for 24 yards and three kickoff returns for 75 yards vs. Texas Tech, including career-long 28-yard return ... Had one rush for three yards and one kickoff return for 23 yards vs. Kansas State ... Played but did not record any stats at No. 9 Oklahoma and at Iowa State ... Totaled one punt return for 14 yards vs. TCU and career-high six kickoff returns for career-high 102 yards with then-career-high 22-yard return ... Recorded one punt return for 12 yards at Texas ... Tallied two punt returns for 32 yards vs. Kansas ... Notched one punt return for one yard and three kick returns for 36 yards vs. Oklahoma State ... Had two punt returns for five yards and career-first kick return for 16 yards vs. Rice ... Registered two punt returns for four yards vs. SMU ... Returned four punts for 83 yards in season-opener vs. Northwestern State.

2015 (Freshman): Redshirted.

High School: Talented multi-position athlete from South Grand Prairie (Texas) High School ... Played quarterback, receiver and defensive back under head coach Brent Whitson at South Grand Prairie ... Ranked nation's 51st-best WR prospect by 247Sports and 88th by Scout ... Listed No. 59 among "athlete" prospects by ESPN ... Top 100 Texas recruit: ranked 65th on Dave Campbell's Texas Football Texas Top 150 (No. 8 "athlete" recruit per 2015 winter publication), 79th by 247Sports, 87th by ESPN, 97th by Scout and on Waco Tribune-Herald Top 100 ... Rated No. 108 among regional prospects by ESPN and 52nd top recruit (No. 3 among "athletes") on the SportsDay/DMN Area Top 100 ... Two-way standout as senior, totaled 447 yards and three TDs on 38 receptions, 273 yards and three scores on 44 carries, and threw for 43 yards and two TDs on 2-for-2 passing ... Defensively, added 10 solo tackles, five interceptions and pass breakup ... Named 2014 unanimous All-District 8-6A first team inside receiver ... Played quarterback as junior, passed for 628 yards and eight TDs, rushed for 622 yards and nine scores ... Named 2013 All-District 7-5A second-team QB.

Personal: Son of Shontae Lee ... Health, kinesiology and leisure studies major.

NICHOLSON CAREER STATISTICS

RECEIVING

YEAR	G/GS	REC	YD	AVG	TD	LP/OPPONENT
2015			redshirt			
2016	13/0	0	0	0.0	0	--
2017	11/7	41	344	8.4	0	41/Oklahoma
CAREER	**24/7**	**41**	**344**	**8.4**	**0**	**41/Oklahoma**

RUSHING

YEAR	G/GS	ATT	YD	AVG	TD	LP/OPPONENT
2015			redshirt			
2016	13/0	1	3	3.0	0	3/Kansas State
2017	11/7	4	41	10.2	0	31/UTSA
CAREER	**24/7**	**5**	**44**	**8.8**	**0**	**31/UTSA**

KICK RETURNS

YEAR	G/GS	RET	YD	AVG	TD	LP/OPPONENT
2015			redshirt			
2016	13/0	18	339	18.8	0	28/Texas Tech
2017	11/7	0	0	N/A	0	N/A
CAREER	**24/7**	**18**	**339**	**18.8**	**0**	**28/Texas Tech**

PUNT RETURNS

YEAR	G/GS	RET	YD	AVG	TD	LP/OPPONENT
2015			redshirt			
2016	13/0	19	194	10.2	0	44/Northwestern State
2017	11/7	6	70	11.7	0	42/Oklahoma
CAREER	**24/7**	**25**	**264**	**10.6**	**0**	**44/Northwestern State**

CAREER BESTS

RECEIVING

Receptions: 7 vs. Oklahoma (9/23/17)
Receiving Yards: 74 vs. Oklahoma (9/23/17)
Longest Reception: 41 vs. Oklahoma (9/23/17)
100-Yard Games: Season (0); Career (0)
200-Yard Games: Season (0); Career (0)

RUSHING

Attempts: 2 at Kansas State (9/30/17)
Yards: 31 vs. UTSA (9/9/17)
Longest Rush: 31 vs. UTSA (9/9/17)
100-Yard Games: Season (0); Career (0)
200-Yard Games: Season (0); Career (0)

KICK RETURNS

Returns: 6 vs. TCU (11/5/16)
Yards: 102 vs. TCU (11/5/16)
Longest Return: 28 vs. Texas Tech (11/25/16)

PUNT RETURNS

Returns: 4 vs. Northwestern State (9/2/16)
Yards: 83 vs. Northwestern State (9/2/16)
Longest Return: 44 vs. Northwestern State (9/2/16)

NICHOLSON'S GAME-BY-GAME RECEIVING STATS

DATE		OPPONENT	REC	YDS	AVG	TD	TD YDS
9/2/17		LIBERTY	5	28	5.6	0	--
9/9/17		UTSA	1	7	7.0	0	--
9/16/17		at Duke	3	29	9.7	0	--
9/23/17	*	OKLAHOMA	7	74	10.6	0	--
9/30/17	*	at Kansas State	5	24	4.8	0	--
10/14/17	*	at Oklahoma State	4	57	14.3	0	--
10/21/17	*	WEST VIRGINIA	3	20	6.7	0	--
10/28/17	*	TEXAS	3	38	12.7	0	--
11/4/17	*	at Kansas		DID NOT PLAY			
11/11/17	*	vs. Texas Tech	3	17	5.7	0	--
11/18/17	*	IOWA STATE	5	35	7.0	0	--
11/24/17	*	at TCU	2	15	7.5	0	--

NICHOLSON'S GAME-BY-GAME RUSHING STATS

DATE		OPPONENT	ATT	YDS	Avg.	TD	TD YDS
9/2/16		NORTHWESTERN STATE	0	0	0.0	0	--
9/10/16		SMU	0	0	0.0	0	--
9/16/16		at Rice	0	0	0.0	0	--
9/24/16	*	OKLAHOMA STATE	0	0	0.0	0	--
10/1/16	*	at Iowa State	0	0	0.0	0	--
10/15/16	*	KANSAS	0	0	0.0	0	--
10/29/16	*	at Texas	0	0	0.0	0	--
11/5/16	*	TCU	0	0	0.0	0	--
11/12/16	*	at Oklahoma	0	0	0.0	0	--
11/19/16	*	KANSAS STATE	1	3	3.0	0	--
11/25/16	*	vs. Texas Tech	0	0	0.0	0	--
12/3/16	*	at West Virginia	0	0	0.0	0	--
12/27/16		vs. Boise State	0	0	0.0	0	--

DATE		OPPONENT	ATT	YDS	Avg.	TD	TD YDS
9/2/17		LIBERTY	0	0	0.0	0	--
9/9/17		UTSA	1	31	31.0	0	--
9/16/17		at Duke	0	0	0.0	0	--
9/23/17	*	OKLAHOMA	1	4	4.0	0	--
9/30/17	*	at Kansas State	2	6	3.0	0	--
10/14/17	*	at Oklahoma State	0	0	0.0	0	--
10/21/17	*	WEST VIRGINIA	0	0	0.0	0	--
10/28/17	*	TEXAS	0	0	0.0	0	--
11/4/17	*	at Kansas		DID NOT PLAY			
11/11/17	*	vs. Texas Tech	0	0	0.0	0	--
11/18/17	*	IOWA STATE	0	0	0.0	0	--
11/24/17	*	at TCU	0	0	0.0	0	--

NICHOLSON'S GAME-BY-GAME RETURN STATS

DATE		OPPONENT	PR/YDS	TD	KR/YDS	TD
9/2/16		NORTHWESTERN STATE	4/83	0	0/0	0
9/10/16		SMU	2/4	0	0/0	0
9/16/16		at Rice	2/5	0	1/16	0
9/24/16	*	OKLAHOMA STATE	1/1	0	3/36	0
10/1/16	*	at Iowa State	0/0	0	0/0	0
10/15/16	*	KANSAS	2/32	0	0/0	0
10/29/16	*	at Texas	1/12	0	0/0	0
11/5/16	*	TCU	1/14	0	6/102	0
11/12/16	*	at Oklahoma	0/0	0	0/0	0
11/19/16	*	KANSAS STATE	0/0	0	1/23	0
11/25/16	*	vs. Texas Tech	2/24	0	3/75	0
12/3/16	*	at West Virginia	3/5	0	3/65	0
12/27/16	*	vs. Boise State	1/14	0	1/22	0

PLAYERS

DATE		OPPONENT	PR/YDS	TD	KR/YDS	TD
9/2/17		LIBERTY	0/0	0	0/0	0
9/9/17		UTSA	1/1	0	0/0	0
9/16/17		at Duke	0/0	0	0/0	0
9/23/17	*	OKLAHOMA	2/47	0	0/0	0
9/30/17	*	at Kansas State	1/3	0	0/0	0
10/14/17	*	at Oklahoma State	0/0	0	0/0	0
10/21/17	*	WEST VIRGINIA	1/14	0	0/0	0
10/28/17	*	TEXAS	1/5	0	0/0	0
11/4/17	*	at Kansas	DID NOT PLAY			
11/11/17	*	vs. Texas Tech	0/0	0	0/0	0
11/18/17	*	IOWA STATE	0/0	0	0/0	0
11/24/17	*	at TCU	0/0	0	0/0	0

98
CHIDI OGBONNAYA
DT • 6-5 • 275 • R-FR. • RS
HOUSTON, TEXAS (LANGHAM CREEK HS)

2017 (Freshman): Redshirted.

High School: All-district defensive lineman from Langham Creek High School in Houston, Texas ... Played under head coach Todd Thompson at LCHS ... Rated nation's 78th-best SDE prospect in 2017 recruiting class by 247Sports, 87th among DTs by ESPN and 150th among DEs by Scout ... Ranked No. 170 among Texas recruits by ESPN and No. 194 by 247Sports ... Listed No. 47 among recruits in Houston on VYPE Top 100 ... Named 2016 first-team All-District 17-6A following senior season, helped Langham Creek to area finals ... Totaled 26 tackles (21 solo), eight TFL, two sacks (-4 yards), six QB hurries and one fumble recovery as senior.

Personal: Son of Chidi and Chinyere Ogbonnaya ... Major is undecided.

79
CASEY PHILLIPS
OL • 6-6 • 291 • FR. • HS
FRANKLIN, TEXAS (FRANKLIN HS)

Enrolled January 2018 ... missed spring due to injury.

High School: Powerful offensive line prospect for Franklin High School and coach Mike Hedrick … tremendous size and athleticism allowed him to play tight end during his high school career … helped team to 10-2 record as a senior … Dave Campbell's Texas Football Texas Top 300 'Best of the Rest' … second team All-State selection as a junior … two-time All-District honoree … led team to 8-3 record as a junior … rated three stars by 247 Sports … No. 100 player in Texas … No. 63 offensive tackle nationally … Three-star recruit according to Rivals … ESPN ranked as three-star recruit … No. 80 in Texas … No. 39 offensive tackle in country … chose Baylor over Oklahoma State, TCU and Texas Tech.

Personal: Son of Scott and Elin Phillips ... majoring in business ... brother Will played football at Rice.

74
PRINCE PINES
OL • 6-4 • 354 • FR. • HS
BATON ROUGE, LA. (TARA HS)

High School: Played for coach Terry Washington at Tara High ... played senior year at Tara after transferring from University High ... one of the top offensive linemen in the state of Louisiana ... invited to the Offense-Defense All-American Bowl ... three-star rating from 247 Sports ... No. 37 in Louisiana ... No. 36 offensive guard nationally ... rated three stars by Rivals ... three-star recruit according to ESPN ... No. 23 in state of Louisiana ... No. 43 offensive guard in the nation ... No. 4 offensive lineman in Louisiana ... selected Baylor over Arkansas, Mississippi State, Missouri and TCU

Personal: Son of Beau and Nicole Pines ... majoring in psychology

24
JALEN PITRE
LB • 6-0 • 206 • SO. • 1L
STAFFORD, TEXAS (STAFFORD HS)

Rangy, returning starter at linebacker ... played in 12 games with eight starts as a true freshman ... Enrolled in January 2017 ... Selected to Big 12 Commissioner's Honor Roll in spring 2017.

2017 (Freshman): Played in all 12 games with eight starts ... Tallied 37 tackles, three TFLs, one sack and one PBU on season ... Started at No. 10 TCU, had five tackles ... Started vs. Iowa State, had four tackles and first career PBU ... Started vs. Texas Tech, made two tackles ... Started at Kansas, had two tackles and first career sack ... Made one tackle vs. Texas ... Had one tackle vs. No. 23 West Virginia ... Made two tackles and one TFL at No. 14 Oklahoma State ... Started at Kansas State, made four tackles ... Had two tackles vs. No. 3 Oklahoma ... Started, had four tackles and one QB hurry at Duke ... Started, made three tackles and first career TFL vs. UTSA ... Started in collegiate debut vs. Liberty, tallied seven tackles.

High School: All-district defensive back from Stafford (Texas) High School ... Played under head coach Ron Counter at SHS ... Rated nation's 73rd-best defensive back prospect in 2017 recruiting class by ESPN, ranked No. 78 by Scout and No. 126 by 247Sports ... Ranked No. 63 among Texas recruits by Rivals and No. 147 by ESPN ... Listed No. 43 among recruits in Houston on VYPE Top 100 ... Named 2016 District 12-4A Defensive MVP following senior season, led SHS to 4A DI regionals ... Also named to 2016 All-Greater Houston second team by Houston Chronicle ... Totaled 83 tackles (59 solo), seven TFL, six interceptions (93 return yards), one sack (11 yards), two hurries, four fumble recoveries (51 return yards) and four forced fumbles ... Junior season cut short for 11-1 Stafford squad ... Had 41 tackles and two PBUs before knee injury ... Earned 2014 District 12-4A Newcomer of Year honors as sophomore starting free safety for 8-4 SHS team that made area finals ... Made 78 tackles, six TFL, six interceptions – one returned for TD – and seven breakups ... Also had 133 yards and three TDs on 18 rushes as sophomore.

Personal: Son of Rick and Devita Pitre ... business major.

PITRE CAREER STATISTICS

DEFENSIVE

YEAR	G/GS	UT	AT	TT	TFL-YD	QBS-YD	FF/FR	PBU	INT-YD
2017	12/8	29	8	37	3.0-12	1.0-6	0/0	1	0-0

CAREER BESTS

Tackles: 7 vs. Liberty (9/2/17)
Solo Tackles: 5 vs. Liberty (9/2/17); at TCU (11/24/17)
Tackles-For-Loss: 1.0 vs. UTSA (9/9/17); at OSU (10/14/17); at Kansas (11/4/17)
Sacks: 1 at Kansas (11/4/17)
Interceptions: N/A
Forced Fumbles: N/A
Fumble Recoveries: N/A
QB Hurries: 1 at Duke (9/16/17)

PITRE'S GAME-BY-GAME DEFENSIVE STATS

DATE		OPPONENT	TT	UT	AT	TFL-YDS	QBS-YDS
9/2/17		LIBERTY	7	5	2	0.0-0	0.0-0
9/9/17		UTSA	3	3	0	1.0-2	0.0-0
9/16/17		at Duke	4	4	0	0.0-0	0.0-0
9/23/17	*	OKLAHOMA	2	2	0	0.0-0	0.0-0
9/30/17	*	at Kansas State	4	2	2	0.0-0	0.0-0
10/14/17	*	at Oklahoma State	2	1	1	1.0-4	0.0-0
10/21/17	*	WEST VIRGINIA	1	1	0	0.0-0	0.0-0
10/28/17	*	TEXAS	1	0	1	0.0-0	0.0-0
11/4/17	*	at Kansas	2	2	0	1.0-6	1.0-6
11/11/17	*	vs. Texas Tech	2	2	0	0.0-0	0.0-0
11/18/17	*	IOWA STATE	4	2	2	0.0-0	0.0-0
11/24/17	*	at TCU	5	5	0	0.0-0	0.0-0

PLAYERS

14
CHRIS PLATT

WR • 5-11 • 170 • SR. • 3L
WILLIS, TEXAS (WILLIS HS)

Fifth-year senior ultra-fast receiver and returner ... missed final eight games of 2017 due to knee injury ... 2018 fourth team preseason All-Big 12 (Athlon) ... second team All-Texas (DCTF) ... Ranks 25th on Baylor's career receiving yards list (1,123) ... Five of 10 career TD catches have been 70 or more yards, four came in 2017 ... Ranks tied for second (Terrance Williams) at Baylor in career catches of 70 or more yards (5) ... Competed for Baylor track and field squad in 2017 ... Season-best of 47.49 in 400 meters ... Earned All-America honors in 4x400m relay ... Helped 4x400m team to Big 12 title in 2017 ... Also ran on Baylor's 4x400-meter relay team at 2015 NCAA Outdoor meet ... completed undergrad degree in May 2018.

2017 (Junior): Ranked first in FBS in catches of 70 or more yards (4), second in 60 or more (4) and 13th in 50 or more (4) ... Ranked tied for first on Baylor's single-season list of catches of 70 or more yards (4, Melvin Bonner in 1991) ... Started vs. No. 3 Oklahoma, had five catches for 93 yards, including 72-yard TD grab, before season-ending injury happened ... After game at Duke, became Baylor's 35th WR to tally over 1,000 career receiving yards, currently ranks 33rd ... Started, had four catches for career-high 148 yards, tied career high with two TDs, one for 73 yards and one for 79 yards, at Duke for third career 100-yard game and second this season while rushing one time for minus one yards ... Started vs. UTSA, posted four catches for 58 yards and one rush for 26 yards ... Started vs. Liberty, notched three catches for 102 yards and career-high-tying two TDs, including 75-yard TD, for second career 100-yard game while also rushing twice for 11 yards and returning two kickoffs for 24 yards.

2016 (Sophomore): Played in all 13 games with nine starts at wide receiver ... Ranked 72nd in FBS and eighth in Big 12 with 16.2 yards per catch ... Started, made career-high six catches for 82 yards vs. Boise State ... Started, posted one catch for 38 yards at No. 13 West Virginia ... Notched five catches for 77 yards vs. Texas Tech ... Started, had three catches for 34 yards and one touchdown vs. Kansas State ... Had one catch for six yards at No. 9 Oklahoma ... Posted three catches for 70 yards vs. TCU ... Played but did not record any stats at Texas ... Started, had two catches for 17 yards and one rush for eight yards vs. Kansas ... Started, caught two passes for 51 yards and one TD at Iowa State ... Started, set career highs of 114 yards and two TDs on three catches vs. Oklahoma State, including career-long 89-yard catch (TD) ... Started, had five catches for 45 yards against Rice ... Started, made two catches for 14 yards vs. SMU ... Started vs. Northwestern State, caught two passes for 19 yards.

2015 (Redshirt Freshman): Played all 13 games, started once, as receiver and primary kick returner ... Earned first collegiate letter ... Posted Baylor's fourth-best single-season kick return average of 27.61 yards ... Totaled 155 yards and TD on 11 receptions, and team-high 359 yards (27.6 average) on 13 kick returns on season ... Made collegiate debut in season-opening win at SMU, had two receptions for 46 yards including 42-yard TD catch from fellow freshman Jarrett Stidham ... Made season-high four catches for 36 yards in win at Kansas in fifth game ... Posted season-high 117 return yards, including season-long 84-yarder (tackled at three-yard-line) in win vs. West Virginia in sixth game ... Had three receptions for 41 yards and two kick returns for 48 yards in win vs. Iowa State in seventh game ... Made no receptions over final six games ... Had 12 of 13 kick returns over final eight games ... Made first career start in win over No. 10 North Carolina in Russell Athletic Bowl, had no catches and 18-yard kick return.

2014 (Freshman): Redshirted.

High School: National top 300 recruit and three-sport speedster from Willis (Texas) High School ... Versatile, three-way player, excelled as returner and wide receiver at WHS under head coach Audie Jackson ... No. 294 overall national prospect on ESPN300 ... Rated 34th overall prospect in Texas by ESPN, 53rd by 247Sports ... National rankings among wide receiver prospects: 44th by ESPN, 68th by 247Sports ... Rated 47th in region by ESPN ... Listed on Lone Star Top 100 and Waco Tribune-Herald Top 100 ... Also on Houston Top 100 by VYPE/Rivals ... Played in 2014 Semper Fidelis All-American Bowl in Carson, Calif., following senior season – made one reception for 52 yards and had one kick return for 17 yards ... Two-time district special teams MVP ... Named 2013 District 18-4A Special Teams MVP as senior for kick and punt return performance ... Earned 2013 Montgomery County Player of the Year honors by The Courier as receiver/returner/defensive back ... Had 817 all-purpose yards and seven touchdowns as senior ... Totaled 372 yards and three TDs on 20 receptions, 93 yards and one TD on 12 rushes, 271 yards and two TDs on six kick returns and 81 yards on five punt returns ... Also made 34 tackles and one interception (80-yard TD) on defense ... Scored kick return TD vs. defending Class 3A state champion Navasota in 2013 season-opener ... Scored three TDs in win at Caney Creek (one of three wins on season): rushed for 49-yard score and had TD receptions of 70 and 30 yards ... Scored twice in win over Rudder, had 80-yard interception return and 86-yard kickoff return ... Named 2012 District 18-4A Special Teams MVP as junior ... Totaled 311 yards and three TDs on 13 receptions and scored two kick return TDs in 2012 ... Also made 68 tackles, two TFL, one forced fumble and one fumble recovery as junior ... Starred in track and field at Willis, won state title in 400-meters in each of first three seasons ... Won 2011 4A 400-meter gold as freshman with 47.3 time, won 2012 4A 400-meter gold as sophomore with 47.06 time and won 2013 4A 400-meter gold as junior with 46.64 time ... Two-time Class 4A state champion in 400-meters: won gold in 2012 with 47.06 and 2011 with 47.34 ... Recorded 22-11.5-foot long jump at 2013 Region II-4A meet.

Personal: Son of Chris Platt, Sr. and La Tonya Wiley ... Completed degree in health, kinesiology and leisure studies in May 2018.

PLATT CAREER STATISTICS

RECEIVING

YEAR	G/GS	REC	YD	AVG	TD	LP/OPPONENT
2014			redshirt			
2015	13/1	11	155	14.1	1	42/SMU (TD)
2016	13/9	35	567	16.2	4	89/Oklahoma State (TD)
2017	4/4	16	401	25.1	5	79/at Duke (TD)
CAREER	**30/14**	**62**	**1,123**	**18.1**	**10**	**89/Oklahoma St. 2016 (TD)**

KICK RETURNS

YEAR	G/GS	REC	YD	AVG	TD	LP/OPPONENT
2014			redshirt			
2015	13/1	13	359	27.6	0	84/West Virginia
2016	13/9	0	0	0.0	0	--
2017	4/4	2	24	12.0	0	14/Liberty
CAREER	**30/14**	**15**	**383**	**25.5**	**0**	**84/West Virginia**

CAREER BESTS

Receptions: 6 vs. Boise State (12/27/16)
Receiving Yards: 148 at Duke (9/16/17)
Longest Reception: 89 vs. Oklahoma State (9/24/16) (TD)
Touchdowns: 2 vs. Oklahoma State (9/24/16); vs. Liberty (9/2/17); at Duke (9/16/17)
100-Yard Games: Season (2); Career (3) (Last at Duke 9/16/17)
200-Yard Games: Season (0); Career (0)

PLATT'S GAME-BY-GAME RECEIVING STATS

DATE		OPPONENT	REC	YDS	AVG	TD	TD YDS
9/4/15		at SMU	2	46	23.0	1	42
9/12/15		LAMAR	1	10	10.0	0	--
9/26/15		RICE	1	22	22.0	0	--
10/3/15	*	vs. Texas Tech	0	0	0.0	0	--
10/10/15	*	at Kansas	4	36	9.0	0	--
10/17/15	*	WEST VIRGINIA	0	0	0.0	0	--
10/24/15	*	IOWA STATE	3	41	13.7	0	--
11/5/15	*	at Kansas State	0	0	0.0	0	--
11/14/15	*	OKLAHOMA	0	0	0.0	0	--
11/21/15	*	at Oklahoma State	0	0	0.0	0	--
11/27/15	*	at TCU	0	0	0.0	0	--
12/5/15	*	TEXAS	0	0	0.0	0	--
12/29/15	*	vs. North Carolina	0	0	0.0	0	--

DATE		OPPONENT	REC	YDS	AVG	TD	TD YDS
9/2/16		NORTHWESTERN STATE	2	19	9.5	0	--
9/10/16		SMU	2	14	7.0	0	--
9/16/16		at Rice	5	45	9.0	0	--
9/24/16	*	OKLAHOMA STATE	3	114	38.0	2	89, 15
10/1/16	*	at Iowa State	2	51	25.5	1	5
10/15/16	*	KANSAS	2	17	8.5	0	--
10/29/16	*	at Texas	0	0	0.0	0	--
11/5/16	*	TCU	3	70	23.3	0	--
11/12/16	*	at Oklahoma	1	6	6.0	0	--
11/19/16	*	KANSAS STATE	3	34	11.3	1	24
11/25/16	*	vs. Texas Tech	5	77	15.4	0	--
12/3/16	*	at West Virginia	1	38	38.0	0	--
12/27/16	*	vs. Boise State	6	82	13.7	0	--

PLAYERS

DATE		OPPONENT	REC	YDS	AVG	TD	TD YDS
9/2/17		LIBERTY	3	102	34.0	2	20, 75
9/9/17		UTSA	4	58	14.5	0	--
9/16/17		at Duke	4	148	37.0	2	73, 79
9/23/17	*	OKLAHOMA	5	93	18.6	1	72
9/30/17	*	at Kansas State		DID NOT PLAY			
10/14/17	*	at Oklahoma State		DID NOT PLAY			
10/21/17	*	WEST VIRGINIA		DID NOT PLAY			
10/28/17	*	TEXAS		DID NOT PLAY			
11/4/17	*	at Kansas		DID NOT PLAY			
11/11/17	*	vs. Texas Tech		DID NOT PLAY			
11/18/17	*	IOWA STATE		DID NOT PLAY			
11/24/17	*	at TCU		DID NOT PLAY			

PLATT'S GAME-BY-GAME RUSHING STATS

DATE		OPPONENT	ATT	YDS	AVG	TD	TD YDS
9/4/15		at SMU	0	0	0.0	0	--
9/12/15		LAMAR	0	0	0.0	0	--
9/26/15		RICE	0	0	0.0	0	--
10/3/15	*	vs. Texas Tech	0	0	0.0	0	--
10/10/15	*	at Kansas	0	0	0.0	0	--
10/17/15	*	WEST VIRGINIA	0	0	0.0	0	--
10/24/15	*	IOWA STATE	0	0	0.0	0	--
11/5/15	*	at Kansas State	0	0	0.0	0	--
11/14/15	*	OKLAHOMA	0	0	0.0	0	--
11/21/15	*	at Oklahoma State	0	0	0.0	0	--
11/27/15	*	at TCU	0	0	0.0	0	--
12/5/15	*	TEXAS	0	0	0.0	0	--
12/29/15	*	vs. North Carolina	0	0	0.0	0	--

DATE		OPPONENT	ATT	YDS	Avg.	TD	TD YDS
9/2/16		NORTHWESTERN STATE	0	0	0.0	0	--
9/10/16		SMU	0	0	0.0	0	--
9/16/16		at Rice	0	0	0.0	0	--
9/24/16	*	OKLAHOMA STATE	0	0	0.0	0	--
10/1/16	*	at Iowa State	0	0	0.0	0	--
10/15/16	*	KANSAS	1	8	8.0	0	--
10/29/16	*	at Texas	0	0	0.0	0	--
11/5/16	*	TCU	0	0	0.0	0	--
11/12/16	*	at Oklahoma	0	0	0.0	0	--
11/19/16	*	KANSAS STATE	0	0	0.0	0	--
11/25/16	*	vs. Texas Tech	0	0	0.0	0	--
12/3/16	*	at West Virginia	0	0	0.0	0	--
12/27/16		vs. Boise State	0	0	0.0	0	--

DATE		OPPONENT	ATT	YDS	Avg.	TD	TD YDS
9/2/17		LIBERTY	2	11	5.5	0	--
9/9/17		UTSA	1	26	26.0	0	--
9/16/17		at Duke	1	-1	-1.0	0	--
9/23/17	*	OKLAHOMA	0	0	0.0	0	--
9/30/17	*	at Kansas State		DID NOT PLAY			
10/14/17	*	at Oklahoma State		DID NOT PLAY			
10/21/17	*	WEST VIRGINIA		DID NOT PLAY			
10/28/17	*	TEXAS		DID NOT PLAY			
11/4/17	*	at Kansas		DID NOT PLAY			
11/11/17	*	vs. Texas Tech		DID NOT PLAY			
11/18/17	*	IOWA STATE		DID NOT PLAY			
11/24/17	*	at TCU		DID NOT PLAY			

PLATT'S GAME-BY-GAME RETURN STATS

DATE		OPPONENT	PR/YDS	TD	KR/YDS	TD
9/4/15		at SMU	0/0	0	0/0	0
9/12/15		LAMAR	0/0	0	1/22	0
9/26/15		RICE	0/0	0	0/0	0
10/3/15	*	vs. Texas Tech	0/0	0	0/0	0
10/10/15	*	at Kansas	0/0	0	0/0	0
10/17/15	*	WEST VIRGINIA	0/0	0	2/117	0
10/24/15	*	IOWA STATE	0/0	0	2/48	0
11/5/15	*	at Kansas State	0/0	0	2/35	0
11/14/15	*	OKLAHOMA	0/0	0	2/40	0
11/21/15	*	at Oklahoma State	0/0	0	2/46	0
11/27/15	*	at TCU	0/0	0	1/33	0
12/5/15	*	TEXAS	0/0	0	0/0	0
12/29/15	*	vs. North Carolina	0/0	0	1/18	0

DATE		OPPONENT	PR/YDS	TD	KR/YDS	TD
9/2/16		NORTHWESTERN STATE	0/0	0	0/0	0
9/10/16		SMU	0/0	0	0/0	0
9/16/16		at Rice	0/0	0	0/0	0
9/24/16	*	OKLAHOMA STATE	0/0	0	0/0	0
10/1/16	*	at Iowa State	0/0	0	0/0	0
10/15/16	*	KANSAS	0/0	0	0/0	0
10/29/16	*	at Texas	0/0	0	0/0	0
11/5/16	*	TCU	0/0	0	0/0	0
11/12/16	*	at Oklahoma	0/0	0	0/0	0
11/19/16	*	KANSAS STATE	0/0	0	0/0	0
11/25/16	*	vs. Texas Tech	0/0	0	0/0	0
12/3/16	*	at West Virginia	0/0	0	0/0	0
12/27/16	*	vs. Boise State	0/0	0	0/0	0

DATE		OPPONENT	PR/YDS	TD	KR/YDS	TD
9/2/17		LIBERTY	0/0	0	2/24	0
9/9/17		UTSA	0/0	0	0/0	0
9/16/17		at Duke	0/0	0	0/0	0
9/23/17	*	OKLAHOMA	0/0	0	0/0	0
9/30/17	*	at Kansas State	DID NOT PLAY			
10/14/17	*	at Oklahoma State	DID NOT PLAY			
10/21/17	*	WEST VIRGINIA	DID NOT PLAY			
10/28/17	*	TEXAS	DID NOT PLAY			
11/4/17	*	at Kansas	DID NOT PLAY			
11/11/17	*	vs. Texas Tech	DID NOT PLAY			
11/18/17	*	IOWA STATE	DID NOT PLAY			
11/24/17	*	at TCU	DID NOT PLAY			

97
ISSAC POWER
P • 6-1 • 208 • FR. • HS
CASTLE ROCK, COLO. (PONDEROSA HS)

High School: One of the top punters in the nation at Ponderosa High School under coach Jaron Cohen ... 2018 US Army All-American Bowl selection ... helped Ponderosa High to 9-2 record as a senior ... rated 4.5 stars by Chris Sailer Kicking ... No. 5 ranked punter nationally ... 2017 TOP 12 Camp Invitee ... 2017 Vegas XXIX Punt Finalist ... 2017 Vegas XXIX Field Goal Finalist ... 2017 TOP 12 Day 2 Punting Champion ... 2017 TOP 12 Member ... 2016 and 2017 ProKicker.com Top Prospect Award winner ... Ranked No. 5 nationally by 247 Sports ... No. 13 in Colorado ... 59 touchbacks on 67 kickoffs as a senior ... Punted 22 times in 2017 with an average of 41.3 yards ... Also converted 9-of-13 field goal attempts with a long of 58 yards

Personal: Son of Craig and Linda Power ... has two brothers, Christopher and Adam ... majoring in business

52
GREG ROBERTS
DE • 6-5 • 264 • SR. • 3L
NACOGDOCHES, TEXAS (NACOGDOCHES HS)

Fifth-year senior defensive lineman ... can play both inside and outside on the line ... Played in 30 games in his career with 16 starts ... Ranks fifth on team in career starts with 16 ... Father, Greg Sr., is former NFL player and 1978 Outland Trophy award winner ... completed undergraduate degree in May 2018.

2017 (Junior): Played in all 12 games with six starts ... Had 19 tackles and career-high four TFLs on season ... Ranked second in FBS with two blocked field goals, is one of 26 players in FBS with two or more blocked FGs and only player in Big 12 ... Started at No. 10 TCU, made four tackles and one TFL ... Started vs. Iowa State, had two tackles and career-high two PBUs ... Started vs. Texas Tech, made three tackles and one TFL ... Started at Kansas, had one PBU ... Started vs. Texas, had one tackle, one PBU and blocked one field goal ... Made one tackle for TFL vs. No. 23 West Virginia ... Had two tackles at No. 14 Oklahoma State ... Played but did not record any stats at Kansas State ... Had one tackle vs. No. 3 Oklahoma ... Made two tackles at Duke ... Had first career blocked FG vs. UTSA ... Started vs. Liberty, had three tackles and one TFL.

PLAYERS

2016 (Sophomore): Played in all 13 games with nine starts at defensive end ... Started, made three tackles, one tackle-for-loss, one pass breakup and forced first career fumble vs. Boise State ... Started, tied career-high six tackles and tied career high with four solo stops at No. 13 West Virginia ... Played but did not record any stats vs. Texas Tech and Northwestern State ... Started, but did not record any stats vs. Kansas State ... Started, had four tackles at No. 9 Oklahoma ... Started, posted career highs with six tackles, four solo stops and two tackles-for-loss vs. TCU ... Started, had one tackle at Texas ... Started, made two tackles, one PBU and QB hurry vs. Kansas ... Started, posted QB hurry at Iowa State ... Had one tackle and QB hurry vs. Oklahoma State ... Made first career start at Rice, notched one tackle ... Registered first three career tackles with 0.5 TFLs, two QB hurries and one pass breakup vs. SMU ... Selected to Big 12 Commissioner's Honor Roll spring 2017.

2015 (Redshirt Freshman): Played in five of 13 games as reserve lineman and on special teams ... Earned first collegiate letter ... Totaled two solo tackles on season ... Played in season's first five games, saw action on DL in three ... Made collegiate debut in season-opening win at SMU, played as reserve end ... Made career-first tackle on special teams in win over Lamar in second game ... Played from scrimmage and made solo tackle in win over Rice in third game ... Did not play over season's final eight games.

2014 (Freshman): Redshirted ... Named to fall 2014 Big 12 Commissioner's Honor Roll.

High School: Prepped at Nacogdoches (Texas) High School under head coach Bobby Reyes ... National top-100 recruit at defensive end, rated No. 56 by ESPN.com and No. 85 by Scout.com ... Helped NHS to 2013 bi-district finals by racking up 47 tackles including eight TFLs and five sacks ... Secured second-team all-district honors in senior season ... Named to 2013 Dallas SPARQ All-Combine team prior to senior season ... Registered 51 tackles and eight sacks in junior campaign for second-team all-district accolades.

Personal: Son of Greg Roberts, Sr. and nephew of Tess Keggler ... Father was 1978 Outland Trophy award winner, who played at Oklahoma and went on to play in the NFL for five years ... Completed undergrad degree in health, kinesiology and leisure studies in May 2018.

ROBERTS CAREER STATISTICS

DEFENSIVE

YEAR	G/GS	UT	AT	TT	TFL-YD	QBS-YD	FF/FR	QBH	INT-YD
2014			redshirt						
2015	5/0	2	0	2	0-0	0-0	0/0	0	0-0
2016	13/10	16	11	27	3.5-12	0-0	1/0	5	0-0
2017	12/6	14	5	19	4.0-6	0-0	0/0	0	0-0
CAREER	**30/16**	**32**	**16**	**48**	**7.5-18**	**0-0**	**1/0**	**5**	**0-0**

CAREER BESTS
Tackles: 6 at West Virginia (12/3/16)
Solo Tackles: 4 vs. TCU (11/5/16); at West Virginia (12/3/16)
Tackles for loss: 2.0 vs. TCU (11/5/16)
Sacks: N/A
QB Hurries: 2 vs. SMU (9/10/16)
Forced Fumbles: 1 vs. Boise State (12/27/16)
Fumbles Recovered: N/A
Blocked Field Goals: 1 vs. UTSA (9/9/17); vs. Texas (10/28/17)

ROBERTS' GAME-BY-GAME DEFENSIVE STATS

DATE		OPPONENT	TT	UT	AT	TFL-YDS	QBS-YDS
9/4/15		at SMU	0	0	0	0.0-0	0.0-0
9/12/15		LAMAR	1	1	0	0.0-0	0.0-0
9/26/15		RICE	1	1	0	0.0-0	0.0-0
10/3/15	*	vs. Texas Tech		DID NOT PLAY			
10/10/15	*	at Kansas	0	0	0	0.0-0	0.0-0
10/17/15	*	WEST VIRGINIA		DID NOT PLAY			
10/24/15	*	IOWA STATE		DID NOT PLAY			
11/5/15	*	at Kansas State		DID NOT PLAY			
11/14/15	*	OKLAHOMA		DID NOT PLAY			
11/21/15	*	at Oklahoma State		DID NOT PLAY			
11/27/15	*	at TCU		DID NOT PLAY			
12/5/15	*	TEXAS		DID NOT PLAY			
12/29/15		vs. North Carolina		DID NOT PLAY			

DATE		OPPONENT	TT	UT	AT	TFL-YDS	QBS-YDS
9/2/16		NORTHWESTERN STATE	0	0	0	0.0-0	0.0-0
9/10/16		SMU	3	2	1	0.5-0	0.0-0
9/16/16		at Rice	1	0	1	0.0-0	0.0-0
9/24/16	*	OKLAHOMA STATE	1	1	0	0.0-0	0.0-0
10/1/16	*	at Iowa State	0	0	0	0.0-0	0.0-0
10/15/16	*	KANSAS	2	2	0	0.0-0	0.0-0
10/29/16	*	at Texas	1	1	0	0.0-0	0.0-0
11/5/16	*	TCU	6	4	2	2.0-6	0.0-0
11/12/16	*	at Oklahoma	4	2	2	0.0-0	0.0-0
11/19/16	*	KANSAS STATE	0	0	0	0.0-0	0.0-0
11/25/16	*	vs. Texas Tech	0	0	0	0.0-0	0.0-0
12/3/16	*	at West Virginia	6	2	4	0.0-0	0.0-0
12/27/16		vs. Boise State	3	2	1	1.0-6	0.0-0

DATE		OPPONENT	TT	UT	AT	TFL-YDS	QBS-YDS
9/2/17		LIBERTY	3	3	0	1.0-1	0.0-0
9/9/17		UTSA	0	0	0	0.0-0	0.0-0
9/16/17		at Duke	2	1	1	0.0-0	0.0-0
9/23/17	*	OKLAHOMA	1	0	1	0.0-0	0.0-0
9/30/17	*	at Kansas State	0	0	0	0.0-0	0.0-0
10/14/17	*	at Oklahoma State	2	2	0	0.0-0	0.0-0
10/21/17	*	WEST VIRGINIA	1	1	0	1.0-1	0.0-0
10/28/17	*	TEXAS	1	1	0	0.0-0	0.0-0
11/4/17	*	at Kansas	0	0	0	0.0-0	0.0-0
11/11/17	*	vs. Texas Tech	3	2	1	1.0-3	0.0-0
11/18/17	*	IOWA STATE	2	2	0	0.0-0	0.0-0
11/24/17	*	at TCU	4	2	2	1.0-1	0.0-0

67
THOR RODONI
LS • 6-2 • 203 • SO. • RS
LOS BANOS, CALIF. (PACHECO HS)

2017 (Sophomore): Redshirted.

2016 (Freshman): Saw first action of his career against Northwestern State ... 2016 Academic All-Big 12 Rookie team ... Selected to Big 12 Commissioner's Honor Roll in spring 2017.

High School: Two-year letterwinner at Pacheco High School under head coach David Snapp ... Named all-area and all-conference ... Participated in Lions and Rotary all-star games.

Personal: Son of Brian and Michelle Rodoni ... Sister Gia is pitcher for Baylor softball ... Majoring in communications.

34
OWEN ROGERS
LB • 6-2 • 211 • JR. • TR
PHOENIX, ARIZ. (ARIZONA STATE)

Graduate transfer from Arizona State ... enrolled at Baylor in January 2018.

2017 (Sophomore – Arizona State): Did not see game action … member of scout team … earned Glen Hawkins Defensive Scout Team MVP award.

2016 (Redshirt Freshman – Arizona State): Did not see game action … member of scout team.

2015 (Freshman – Arizona State): Redshirted.

High School: Attended Brophy College Prep in Phoenix, Arizona ... Finished with 40 solo tackles in his two career seasons at Brophy … recorded 5.3 tackles per game during his Senior season … was also on the Track & Field team.

Personal: Son of Rob and Dawn Rogers … has one sister, Hazel … mother serves as Deputy Director of Athletics at Baylor … sister is volleyball manager at Arkansas.

PLAYERS

99
BRAVVION ROY

DT • 6-1 • 330 • JR. • 2L
SPRING, TEXAS (SPRING HS)

Junior defensive tackle ... one of the strongest players on the team ... Has played in 25 games with five starts in his career.

2017 (Sophomore): Played in all 12 games with four starts ... Totaled career highs of 31 tackles, three TFLs, 0.5 sacks and one safety on season ... Started at No. 10 TCU, had two tackles and first career sack (0.5) along with recording first career safety and Baylor's first safety for player since 2003 ... Made three tackles vs. Iowa State ... Had two tackles vs. Texas Tech ... Made two tackles at Kansas ... Had three tackles and 0.5 TFLs vs. Texas ... Played vs. No. 23 West Virginia but did not have any stats ... Made three tackles at No. 14 Oklahoma State ... Started, had one tackle at Kansas State ... Started vs. No. 3 Oklahoma, had two tackles ... Started at Duke, had career highs of eight tackles, three solo stops and 1.5 TFLs ... Made one tackle vs. UTSA ... Had career highs of four tackles, two solo stops and 0.5 TFLs vs. Liberty.

2016 (Freshman): Played in nine of 13 games with one start at defensive tackle, missed time due to injury ... Registered one tackle at No. 9 Oklahoma ... Tallied one tackle vs. TCU ... Started, had two tackles at Iowa State ... Notched one tackle vs. Oklahoma State ... Posted one QB hurry vs. SMU ... Tallied career-high two tackles vs. Northwestern State in season-opener ... Played but did not record stats at Rice, Texas and vs. Kansas State ... Did not play vs. Texas Tech, at West Virginia and vs. Boise State.

High School: National top 200 recruit from Spring (Texas) High School ... Defensive lineman rated nation's 175th-best overall prospect on Scout300 ... National position rating among defensive tackles: No. 20 by Scout, No. 35 by ESPN, No. 43 by 247Sports and No. 52 by Rivals ... Rankings among prospects in Texas: 36th by Scout, among top 50 of Waco Tribune-Herald Top 100, 51st on Dave Campbell Texas Football Texas Top 150, 55th on Austin American-Statesman Fabulous 55, 56th by Rivals, 68th by ESPN, 81st on Lone Star 100, 85th by 247Sports ... Also listed on Houston Chronicle's Houston Top 100 ... Selected 2015 All-Midlands by Scout ... Four-year starter at Spring under head coach Sam Parker ... Led SHS to 11-2 record and area finals after totaling 66 tackles (15 for loss) and six sacks as senior in 2015 ... Named to Houston Chronicle's 2015 All-Greater Houston first team and finalist for Greater Houston High School Rotary Lombardi Award ... Also named 2015 first-team All-District 15-6A ... Helped Spring to 10-4 mark and 2014 regional finals as junior ... Totaled 98 tackles (13 TFL), seven sacks, 19 QB hurries, two fumbles forced, two fumble recoveries and PBU ... Earned 2014 All-District 15-6A first-team honors ... Credited with 53 tackles and seven sacks as sophomore in 2013 ... Started on varsity as freshman ... Also lettered on SHS basketball squad, played varsity as sophomore.

Personal: Son of Ronald and Taura Roy ... Major is health, kinesiology and leisure studies.

ROY CAREER STATISTICS

DEFENSIVE

YEAR	G/GS	UT	AT	TT	TFL-YD	QBS-YD	FF/FR	QBH	INT-YD
2016	9/1	5	2	7	0-0	0-0	0/0	0	0-0
2017	12/4	16	15	31	3.0-4	0.5-0	0/0	0	0-0
CAREER	**21/5**	**21**	**17**	**38**	**3.0-4**	**0.5-0**	**0/0**	**0**	**0-0**

CAREER BESTS
Tackles: 8 at Duke (9/16/17)
Solo Tackles: 3 at Duke (9/16/17); vs. ISU (11/18/17)
Tackles for loss: 1.5 at Duke (9/16/17)
Sacks: 0.5 at TCU (11/24/17)
QB Hurries: 1 vs. SMU (9/10/16)
Forced Fumbles: N/A
Fumbles Recovered: N/A
Safeties: 1 at TCU (11/24/17)

ROY'S GAME-BY-GAME DEFENSIVE STATS

DATE		OPPONENT	TT	UT	AT	TFL-YDS	QBS-YDS
9/2/16		NORTHWESTERN STATE	2	1	1	0.0-0	0.0-0
9/10/16		SMU	0	0	0	0.0-0	0.0-0
9/16/16		at Rice	0	0	0	0.0-0	0.0-0
9/24/16	*	OKLAHOMA STATE	1	1	0	0.0-0	0.0-0
10/1/16	*	at Iowa State	2	1	1	0.0-0	0.0-0
10/15/16	*	KANSAS		DID NOT PLAY			
10/29/16	*	at Texas	0	0	0	0.0-0	0.0-0
11/5/16	*	TCU	1	1	0	0.0-0	0.0-0
11/12/16	*	at Oklahoma	1	1	0	0.0-0	0.0-0
11/19/16	*	KANSAS STATE	0	0	0	0.0-0	0.0-0
11/25/16	*	vs. Texas Tech		DID NOT PLAY			
12/3/16	*	at West Virginia		DID NOT PLAY			
12/27/16		vs. Boise State	0	0	0	0.0-0	0.0-0

DATE		OPPONENT	TT	UT	AT	TFL-YDS	QBS-YDS
9/2/17		LIBERTY	4	2	2	0.5-1	0.0-0
9/9/17		UTSA	1	1	0	0.0-0	0.0-0
9/16/17		at Duke	8	3	5	1.5-2	0.0-0
9/23/17	*	OKLAHOMA	2	1	1	0.0-0	0.0-0
9/30/17	*	at Kansas State	1	0	1	0.0-0	0.0-0
10/14/17	*	at Oklahoma State	3	3	0	0.0-0	0.0-0
10/21/17	*	WEST VIRGINIA	0	0	0	0.0-0	0.0-0
10/28/17	*	TEXAS	3	2	1	0.5-1	0.0-0
11/4/17	*	at Kansas	2	0	2	0.0-0	0.0-0
11/11/17	*	vs. Texas Tech	2	1	1	0.0-0	0.0-0
11/18/17	*	IOWA STATE	3	3	0	0.0-0	0.0-0
11/24/17	*	at TCU	2	0	2	0.5-0	0.5-0

91
ROB SAULIN

DT • 6-5 • 280 • R-FR. • RS
PENNSVILLE, N.J. (PENNSVILLE MEMORIAL HS)

Big, athletic prospect ... could flourish at offensive line, tight end or defensive line ... redshirted freshman season an injury in September.

2017 (Freshman): Redshirted ... saw action in September including a start at tight end against Duke ... played in four games total.

High School: Three-time all-league star on both sides of the ball from Pennsville (N.J.) Memorial High School ... Four-year, two-way starter under head coach Ryan Wood at PMHS ... Rated 90th-best SDE prospect in 2017 recruiting class by 247Sports and 118th by ESPN ... Rankings among New Jersey prospects: No. 38 by ESPN and No. 40 by 247Sports ... Named to 2016 All-South Jersey second team as defensive lineman following senior year after leading PMHS to 8-3 mark and semifinals ... Also earned 2016 first-team All-Group 1 at DL and 2016 first-team WJFL All-Diamond Division honors at both DL and tight end ... Totaled 84 tackles (34 solo) and two sacks (15 yards) on defense and caught 20 passes for 203 yards and two TDs and added two rushing scores on offense ... Named to 2015 WJFL All-Classic Division first team as DL and second team as tight end as junior ... Helped Memorial to 2015 South Jersey Group 1 sectional championship ... Had 73 tackles (30 solo), 10 sacks for -50 yards and added 16 receptions for 194 yards and TD as tight end (had previously played left tackle in first two seasons) ... Earned 2014 first-team WJFL All-Classic Division honors at both DL and OL as sophomore ... Had 92 tackles (50 solo), four sacks (-27 yards) and one interception as sophomore ... Started on varsity as freshman in 2013, made 56 tackles (24 solo), 1.5 sacks (-14 yards) and recovered one fumble ... Also standout on Eagles basketball team.

Personal: Son of Rob and Meghan Saulin ... Majoring in communication.

PLAYERS

89
JAY SEDWICK
K • 6-0 • 196 • SO. • 1L
ARLINGTON, TEXAS (GRACE PREP)

Joined team in October, 2017 as walk-on kickoff specialist ... served as primary kick-off man in final seven games.

2017 (Freshman): Played in seven games ... Posted 26 kickoffs for 1,550 yards and four touchbacks ... Made two tackles ... Made debut at No. 14 Oklahoma State.

High School: Four-year letterwinner at Grace Preparatory Academy in Arlington, Texas under head coaches Chris Jones and Mike Helmer ... All-state choice as kicker and all-district as receiver ... Helped GPA to state runner-up finish in 2017 ... In addition to playing as kicker and wide receiver, played quarterback, safety, punter and linebacker in career ... Also lettered in basketball, baseball, track and field and golf at GPA.

Personal: Son of Laurie and Jay Sedwick ... Academic all-state selection ... National Honor Society member ... biology major.

85
BEN SIMS
TE • 6-4 • 249 • FR. • HS
SAN ANTONIO, TEXAS (CLARK HS)

High School: Played for coach Steve McGhee at Clark High School ... 24 receptions for 444 yards and seven touchdowns in 2017 ... Dave Campbell's Texas Football Texas Top 300 ... totaled 30 receptions for 477 yards and two touchdowns as a junior ... ranked three stars by 247 Sports ... No. 159 player in Texas ... No. 49 tight end nationally ... three-star recruit according to Rivals ... No. 50 tight end in country ... three-stars by ESPN ... No. 139 player in Texas ... No. 28 tight end nationally ... selected Baylor over Auburn, Texas Tech and Arizona State.

Personal: Son of Julie Sims-Louden and Bob Sims ... has one sister, Emily ... major is undecided.

51
JACKSON SHUPP
DE • 6-5 • 229 • FR. • HS
THE WOODLANDS, TEXAS (THE WOODLANDS HS)

High School: Played at The Woodlands High School for coach Mark Schmid … earned All-District honorable mention honors … helped lead team in 2017 to a 15-1 record, earning conference title, sectional title, regional title, finished second in state championships … was a team captain … also lettered in track. ...

Personal: Son of Felicia Leflar … majoring in business.

28
ABRAM SMITH
RB • 5-11 • 210 • R-FR. • RS
ABILENE, TEXAS (ABILENE HS)

Freshman running back enrolled in January 2017 ... Went through first spring practice in 2017 ... Missed 2017 season with knee injury suffered during spring practice.

2017 (Freshman): Redshirted.

High School: Two-time all-state running back from Abilene (Texas) High School ... Record-setting back at AHS under head coaches Del Van Cox and Steve Warren ... Rated nation's 29th-best RB prospect in 2017 recruiting class by Scout, ranked No. 64 by 247Sports and No. 77 by ESPN ... Ranked No. 68 in Texas (fourth among RBs) by Scout and No. 117 by 247Sports ... All-time leading rusher in Abilene history, amassed school-record 4,955 career rushing yards in 33 games over four prep seasons (also totaled 29 receptions for 348 yards and three TDs along with two kick-return TDs) ... Also school records for career all-purpose TDs (77), 100-yard rushing games (31), career scoring (462 points), single-game TDs (seven) and longest rush (99 yard TD) ... Earned 2016 Class 6A All-State second-team honors after leading AHS to 11-2 record and DII regional semis ... Named 2016 District 3-6A MVP ... Ran for 1,939 yards and 34 TDs on 237 carries, also had eight receptions for 84 yards and one score and added kick-return TD ... Earned 2015 Class 6A All-State honorable mention and named to All-District 3-6A first team as junior for 7-4 Abilene squad ... Totaled 1,814 yards and 24 TDs on ground and 118 yards on nine catches ... Ran for single-game career-best 343 yards on 27 carries vs. Lee in 2015 ... Ran for 915 yards and 10 TDs in injury-shortened sophomore season, still earned 2014 All-District 3-6A second-team honors ... Also had 10 catches for 67 yards and TD before knee injury in seventh game ... Called up to varsity for final two games of 2013 season as freshman, scored TDs on first two carries ... Finished with 287 yards.

Personal: Son of Mark and Rosie Smith ... Health, kinesiology and leisure studies major.

54
MARJE SMITH
DE • 6-4 • 217 • FR. • HS
MARSHALL, TEXAS (MARSHALL HS)

High School: Played under head coach Claude Mathis at Marshall High School ... three stars according to 247 Sports ... No. 87 weak side defensive end ... No. 228 in Texas ... three-star prospect according to ESPN ... No. 164 in Texas ... No. 100 defensive end nationally ... Dave Campbell's Texas Football Top Texas 300 ... Finished senior season with 59 tackles (42 solo) and 17.0 tackles for loss ... added 14.0 sacks and six PBU in 2017 ... 23 tackles and one sack as a junior ... second team All-District in 2016 ... 28 tackles and 3.0 TFL as a sophomore.

Personal: Son of Andrew Smith and Tabatha Valentine ... pre-business major.

PLAYERS

58
TY SMITH
OL • 6-3 • 294 • R-FR. • RS
ARGYLE, TEXAS (AIR FORCE PREP)

2017 (Freshman): Redshirted.

High School: Four-year letterwinner at Argyle High School under head coach Todd Rogers ... Helped team to state title in 2013 and state runner-up finishes in 2014 and 2015 ... District offensive lineman of the year as senior ... First-team all-area as senior ... All-district as junior ... Spent 2016-17 school year at Air Force Prep School in Colorado.

Personal: Son of Craig and Stacey Smith ... Fellowship of Christian Athletes member ... geology major.

19
RJ SNEED
WR • 6-2 • 190 • SO. • 1L
CYPRESS, TEXAS (CYPRESS RANCH HS)

Talented pass catcher that enrolled in January 2017 ... suffered broken leg against WVU in 2017 ... missed final five games of season ... played in first seven games with one start.

2017 (Freshman): Played in seven games with one start before suffering season-ending injury ... Totaled five catches for 53 yards on season ... Caught one pass for career-long 19 yards vs. No. 23 West Virginia before season-ending injury happened ... Made two tackles on special teams at No. 14 Oklahoma State ... Had career-long 13-yard catch at Kansas State ... Made first career start vs. No. 3 Oklahoma, had career-high two catches for 11 yards ... Had first career catch for 11 yards at Duke ... Played but did not record any stats vs. UTSA ... Made collegiate debut vs. Liberty but did not record any stats.

High School: National top 200 recruit and All-American from Cypress (Texas) Ranch High School ... Receiver rated nation's 194th-best overall prospect on ESPN300 and No. 225 on PrepStar Top 350 All-America listing ... Starred under head coach Gene Johnson at CRHS ... National position rating among receivers: 28th by ESPN, 42nd by 247Sports, 72nd by Scout and 91st by Rivals ... Top 50 prospect in Texas, ranked No. 11 on Lone Star Top 100, No. 30 by ESPN and No. 43 by 247Sports ... Listed No. 11 among recruits in Houston on VYPE Top 100 ...Two-time all-district honoree ... Totaled 100-plus receptions in final three seasons ... Named 2016 first-team All-District 17-6A after helping CRHS to 11-1 mark and DI area finals as senior ... Had 700 yards and eight TDs on 40 receptions ... Earned 2015 All-District 17-6A first team honors as junior, led Cypress Ranch to 10-2 record and DII area finals ... Caught 34 passes for 559 yards and nine scores ... Totaled 29 receptions for 621 yards and six TDs for 2014 6A DI state runner-up CRHS squad (13-3) as sophomore.

Personal: Son of Rodney and Rhonda Sneed ... Health, kinesiology and leisure studies major.

SNEED CAREER STATISTICS

RECEIVING

YEAR	G/GS	REC	YD	AVG	TD	LP/OPPONENT
2017	7/1	5	53	10.6	0	19/vs. West Virginia

CAREER BESTS
RECEIVING
Receptions: 2 vs. Oklahoma (9/23/17)
Receiving Yards: 19 vs. West Virginia (10/21/17)
Touchdowns: N/A
Longest Reception: 19 vs. West Virginia (10/21/17)

SNEED'S GAME-BY-GAME RECEIVING STATS

DATE		OPPONENT	REC	YDS	AVG	TD	TD YDS
9/2/17		LIBERTY	0	0	0.0	0	--
9/9/17		UTSA	0	0	0.0	0	--
9/16/17		at Duke	1	11	11.0	0	--
9/23/17	*	OKLAHOMA	2	10	5.0	0	--
9/30/17	*	at Kansas State	1	13	13.0	0	--
10/14/17	*	at Oklahoma State	0	0	0.0	0	--
10/21/17	*	WEST VIRGINIA	1	19	19.0	0	--
10/28/17	*	TEXAS		DID NOT PLAY			
11/4/17	*	at Kansas		DID NOT PLAY			
11/11/17	*	vs. Texas Tech		DID NOT PLAY			
11/18/17	*	IOWA STATE		DID NOT PLAY			
11/24/17	*	at TCU		DID NOT PLAY			

33
CONNOR STANTON
S • 5-11 • 185 • R-FR. • RS
SCOTTSDALE, ARIZ. (NOTRE DAME PREP HS)

2017 (Freshman): Redshirted.

High School: Four-year letterwinner at Notre Dame Preparatory High School under head coaches Gary Gregory (2013-14) and Mark Nolan (2015-16) ... Named second-team all-state as safety senior year ... Earned MVP honor of Rivals Phoenix Combine ... Also four-year letterwinner in track and earned letter in basketball in 2013 ... Ran 4x100-meter relay and 400-meter dash for 2014 and 2015 regional champions.

Personal: Son of Matt and Tracy Stanton ... Honor roll student at NDPHS ... Pre-business major.

17
POOH STRICKLIN
WR • 6-2 • 185 • JR. • 2L
WACO, TEXAS (MIDWAY HS)

Fourth-year wide out ... Has played in 18 games in his career with five starts ... Sat out 2015 as redshirt ... Local product from nearby Midway High School ... Given name is Devontre.

2017 (Sophomore): Played in 11 games with two starts ... Posted career highs of 32 catches and 414 yards with one TD on season ... Played at No. 10 TCU but did not record any stats ... Made one catch for 16 yards vs. Iowa State ... Posted eight grabs for 99 yards and one TD vs. Texas Tech ... Missed game at Kansas due to injury ... Played but did not record any stats vs. Texas ... Posted one catch for nine yards vs. No. 23 West Virginia ... Started at No. 14 Oklahoma State, had three catches for 41 yards ... Started at Kansas State, set career highs with nine catches and 102 yards for first 100-yard game ... Had career highs of six catches and 85 yards vs. No. 3 Oklahoma ... Had one catch for two yards at Duke ... Played vs. UTSA but did not record any stats ... Made career-high-tying three catches for career-high 60 yards, including career-long 49-yard grab, vs. Liberty.

2016 (Redshirt Freshman): Played in eight of 13 games with three starts at wide receiver ... Caught two passes for 31 yards vs. Boise State ... Did not play at No. 13 West Virginia and vs. Texas Tech due to injury ... Started, had one catch for 19-yard touchdown vs. Kansas State ... Started, had career-high three catches for 23 yards at No. 9 Oklahoma ... Made one catch for 14 yards and two-point conversion catch vs. TCU ... Posted one catch for career-long 45 yards at Texas ... Produced two catches for career-high 51 yards vs. Kansas ... Missed games at Rice, vs. Oklahoma State and at Iowa State due to injury ... Had one catch for 22 yards vs. SMU, left game with injury ... Caught two passes for 21 yards and one TD in season-opener vs. Northwestern State.

2015 (Freshman): Redshirted.

High School: National top 300 prospect, wide receiver from nearby Midway High School in Hewitt, Texas ... Elite athlete played under head coach Terry Gambill at Midway ... Ranked No. 230 national recruit by 247Sports and No. 257 on ESPN300 listing ... Member of USA Football national team (under 19) to play in 2015 International Bowl in Arlington, Texas ... National position ranking among wide receiver prospects: 25th by 247Sports,

PLAYERS

31st by ESPN, 63rd by Scout ... In-state rankings: No. 30 by 247Sports, No. 34 by ESPN, No. 53 on Austin American-Statesman's Fabulous 55, No. 59 by Rivals, No. 63 by Scout, No. 77 on LoneStar Top 100, No. 78 on Dave Campbell's Texas Football Top 150 and on Waco Tribune-Herald Top 100 ... Rated 43rd prospect in region by ESPN ... Named 2014 first team All-Texas (Dave Campbell's Texas Football), first team Super Centex (Waco Tribune-Herald) and unanimous first-team All-District 12-6A ... Totaled 1,309 yards and 12 TDs on 67 receptions as senior, led Midway to 12-1 record and 6A DII regional semifinals ... Had 45 catches for 1,023 yards and 14 TDs as junior, for MHS squad that finished 9-3 and made 5A DII area finals ... Teammate at MHS of fellow Baylor Bears Lenoy Jones Jr. and Jamie Jacobs ... Jumper on MHS track and field squad, recorded marks of 47-7 (triple jump), 22-3 ¾ (long jump) and 6-0 (high jump).

Personal: Son of Melvin Carter and Debbie Butler ... Cousin, Ladainian Tomlinson, played football for TCU and in NFL for Chargers and Jets; and cousin, Danario Alexander, played football at Missouri and in NFL for Rams and Chargers ... Majoring in health, kinesiology and leisure studies.

STRICKLIN CAREER STATISTICS

RECEIVING

YEAR	G/GS	REC	YD	AVG	TD	LP/OPPONENT
2015			redshirt			
2016	8/3	13	226	17.4	2	45/at Texas
2017	10/2	32	414	12.9	1	49/Liberty
CAREER	**18/5**	**45**	**640**	**14.2**	**3**	**49/Liberty**

CAREER BESTS
Receptions: 9 at Kansas State (9/30/17)
Receiving Yards: 102 at Kansas State (9/30/17)
Longest Reception: 49 vs. Liberty (9/2/17)
Touchdowns: 1 vs. NSU (9/2/16), vs. KSU (11/19/16); vs. Texas Tech (11/11/17)
100-Yard Games: Season (1); Career (1) (Last at Kansas State 9/30/17)
200-Yard Games: Season (0); Career (0)

STRICKLIN'S GAME-BY-GAME RECEIVING STATS

DATE		OPPONENT	REC	YDS	AVG	TD	TD YDS
9/2/16		NORTHWESTERN STATE	2	21	10.5	1	10
9/10/16		SMU	1	22	22.0	0	--
9/16/16		at Rice		DID NOT PLAY			
9/24/16	*	OKLAHOMA STATE		DID NOT PLAY			
10/1/16	*	at Iowa State		DID NOT PLAY			
10/15/16	*	KANSAS	2	51	25.5	0	--
10/29/16	*	at Texas	1	45	45.0	0	--
11/5/16	*	TCU	1	14	14.0	0	--
11/12/16	*	at Oklahoma	3	23	7.7	0	--
11/19/16	*	KANSAS STATE	1	19	19.0	1	19
11/25/16	*	vs. Texas Tech		DID NOT PLAY			
12/3/16	*	at West Virginia		DID NOT PLAY			
12/27/16	*	vs. Boise State	2	31	15.5	0	--

DATE		OPPONENT	REC	YDS	AVG	TD	TD YDS
9/2/17		LIBERTY	3	60	20.0	0	--
9/9/17		UTSA	0	0	0.0	0	--
9/16/17		at Duke	1	2	2.0	0	--
9/23/17	*	OKLAHOMA	6	85	14.2	0	--
9/30/17	*	at Kansas State	9	102	11.3	0	--
10/14/17	*	at Oklahoma State	3	41	13.7	0	--
10/21/17	*	WEST VIRGINIA	1	9	9.0	0	--
10/28/17	*	TEXAS	0	0	0.0	0	--
11/4/17	*	at Kansas		DID NOT PLAY			
11/11/17	*	vs. Texas Tech	8	99	12.4	1	6
11/18/17	*	IOWA STATE	1	16	16.0	0	--
11/24/17	*	at TCU	0	0	0.0	0	--

88
BRALEN TAYLOR
TE • 6-7 • 241 • FR. • HS
CUERO, TEXAS (CUERO HS)

High School: Played for coach Travis Reeve at Cuero High School ... helped Cuero to a 12-1 record in 2017 and trip to state quarterfinals ... also stars on basketball team ... 32 catches for 612 yards and six touchdowns in 2017 ... also rushed for two scores ... rushed for 545 yards and 10 touchdowns as a junior ... added 18 receptions for 377 yards and four touchdowns ... has three career touchdown passes ... led team to 13-1 record in 2016 ... Dave Campbell's Texas Football Texas Top 300 ... three-star prospect according to 247 Sports ... No. 82 in Texas ... No. 28 tight end nationally ... earned three-star rating from Rivals ... No. 87 in Texas ... No. 37 tight end nationally ... three-star recruit according to ESPN ... No. 77 in Texas ... No. 12 tight end nationally ... picked Baylor over offers from Florida, Georgia, Miami (Fla.), Nebraska, Ole Miss, Oregon, Oklahoma State and TCU

Personal: Son of Kelly Taylor and Mitch Denley ... majoring is undecided

52
SAM TECKLENBURG
OL • 6-4 • 306 • JR. • 2L
PLANO, TEXAS (PLANO HS)

Returning starter at the center position ... Started all 12 games in 2017 ... third team Preseason All-Big 12 (Phil Steele) ... 2018 Rimington Trophy watch list ... Moved from tight end to offensive line prior to fall camp 2017 ... Has played in 25 games with 15 starts.

2017 (Sophomore): Played in all 12 games with 12 starts ... Made first two starts vs. Liberty and UTSA at left guard ... Started at center for final 10 games of the season.

2016 (Redshirt Freshman): Played in all 13 games and made three starts at tight end ... Caught one pass for career-best 23 yards at No. 9 Oklahoma ... Had one catch for 13 yards at Texas ... Made one catch for four-yard touchdown in season-opener vs. Northwestern State ... Did not record stats in other 10 games played.

2015 (Freshman): Redshirted.

High School: Two-time all-state performer from Plano (Texas) High School ... Two-way athlete played tight end, offensive line and defensive tackle in four varsity seasons at Plano under head coach Jaydon McCullough ... Participated in 2014 NUC Senior All-American Game in South Carolina following senior season ... Rated nation's No. 58 prospect among offensive guards (sixth in Texas) by Scout ... Ranked 76th among DT prospects by ESPN and 105th among tight ends by 247Sports ... Listed on Dave Campbell's Texas Football Texas Top 150 ... Rated No. 46 on SportsDay/DMN Area Top 100 (11th offensive lineman) ... Earned 2014 Class 6A All-State honorable mention at DL and named 2014 District 6-6A Co-Defensive MVP as senior ... Totaled 47 tackles, six TFL, six QB hurries and two sacks for 7-4 Plano squad ... Also made seven receptions for 118 yards and one TD at tight end ... Named 2013 second-team Class 5A All-State on DL as junior ... First-team All-District 10-5A on both sides of ball (DL and TE) ... Had six tackles for loss and 2.5 sacks for 2013 Plano squad that finished 7-4 ... Earned 2012 first-team All-District 10-5A distinction as both DT (unanimous) and TE as sophomore.

Personal: Son of Kerry and Jane Tecklenburg ... Father played football at North Texas and Texas Tech ... Major is sociology.

PLAYERS

TECKLENBURG CAREER STATISTICS

RECEIVING

YEAR	G/GS	REC	YD	AVG	TD	LP/OPPONENT
2015			redshirt			
2016	13/3	3	40	13.3	1	23/at Oklahoma
2017	12/12	0	0	0.0	0	--
CAREER	**25/15**	**3**	**40**	**13.3**	**1**	**23/at Oklahoma**

OFFENSIVE LINE

YEAR	G/GS
2016	13/3
2017	12/12
CAREER	**25/15**

13

RALEIGH TEXADA

CB • 5-10 • 176 • SO. • 1L
FRISCO, TEXAS (CENTENNIAL HS)

Sophomore defensive back ... Brother of former TCU cornerback Ranthony Texada ... Competed on Baylor track team in 100 and 200 meters during spring 2018.

2017 (Redshirt Freshman): Played in three games ... tallied two tackles ... Had one tackle at No. 10 TCU ... Made Baylor debut and first career tackle vs. Texas Tech.

2016 (Freshman): Redshirted to retain eligibility ... Participated on practice squad.

High School: Two-time all-district defensive back from Centennial High School in Frisco, Texas ... Played under head coaches Ronnie Mullins and Mark Howard at CHS ... Rated nation's 40th-best cornerback prospect in 2016 signing class by Scout, ranked 85th by ESPN and 89th by 247Sports ... Top 100 Texas recruit: ranked No. 86 on Dave Campbell Texas Football Top 150, No. 94 on Lone Star 100, No. 98 by Scout and on Waco Tribune-Herald Texas Top 100 ... Selected 2015 first-team All-District 9-5A after senior season ... Totaled 52 tackles (two for loss), eight PBUs, two interceptions (one returned for TD), two forced fumbles and ran for one TD on offense; also excelled on special teams – averaged 19.3 yards on punt returns, scored three punt-return TDs and blocked kick ... Named to 2015 All-Collin County first team and to Dallas Morning News/SportsDay All-Area second team ... As junior finished with 45 tackles, 14 breakups, four interceptions and scored once ... Named 2014 first-team All-District 9-5A and first-team All-Collin County ... Helped Centennial to 9-3 record and area finals as sophomore, credited with 38 tackles, 12 PBUs, one forced fumble and one fumble recovery.

Personal: Son of Ranthony and Nerissa Texada ... Brother, Ranthony, played football at TCU from 2013-17 ... Major is communications.

TEXADA CAREER STATISTICS

DEFENSIVE

YEAR	G/GS	UT	AT	TT	TFL-YD	QBS-YD	FF/FR	QBH	INT-YD
2016			redshirt						
2017	3/0	2	0	2	0-0	0-0	0/0	0	0-0

CAREER BESTS
Tackles: 1, two times
Solo Tackles: 1, two times
Tackles for loss: N/A
Sacks: N/A
QB Hurries: N/A
Forced Fumbles: N/A
Fumbles Recovered: N/A

TEXADA'S GAME-BY-GAME DEFENSIVE STATS

DATE		OPPONENT	TT	UT	AT	PD	INT-YDS
9/2/17		LIBERTY		DID NOT PLAY			
9/9/17		UTSA		DID NOT PLAY			
9/16/17		at Duke		DID NOT PLAY			
9/23/17	*	OKLAHOMA		DID NOT PLAY			
9/30/17	*	at Kansas State		DID NOT PLAY			
10/14/17	*	at Oklahoma State		DID NOT PLAY			
10/21/17	*	WEST VIRGINIA		DID NOT PLAY			
10/28/17	*	TEXAS		DID NOT PLAY			
11/4/17	*	at Kansas		DID NOT PLAY			
11/11/17	*	vs.Texas Tech	1	1	0	0	0-0
11/18/17	*	IOWA STATE	0	0	0	0	0-0
11/24/17	*	at TCU	1	1	0	0	0-0

23

DERREK THOMAS

CB • 6-3 • 196 • SR. • TR
ALBANY, N.Y. (TEMPLE)

Graduate transfer from Temple ... Has played in 26 career games with three starts … Moved to defensive back from wide receivers in 2016 … Won AAC title with Temple in 2016 ... Nickname is "DT".

2017 (Redshirt Junior - Temple): Played in seven games with one start … finished season with six tackles (five solo) and six pass defended … made season debut against UMass and recorded two tackles ... made lone start of season at USF ... missed four games due to injury ... returned to action at Cincinnati where he picked up one tackle ... recorded first career interception in season finale at Tulsa and returned it 83 yards.

2016 (Redshirt Sophomore - Temple): Made the transition from wide receiver to cornerback and played in all 13 games with two starts ... recorded 29 tackles with 22 solo stops … seven passes defended … had first tackle of career in win over Stony Brook ... had a career high six tackles vs. Charlotte ... racked up career-high three PBUs vs. Cincinnati ... made his first career start at corner against UConn.

2015 (Sophomore - Temple): Redshirted.

2014 (Freshman - Temple): Played in six games … Athletic Director's Honor Roll.

Prep School: Played WR for coach Bill Chaplick at Milford Academy in New Berlin, N.Y. … totaled 15 receptions for 446 and four touchdowns in 2013 … named offensive player of the game after his 3 catch, 125 yard and one TD performance at Yale.

High School: Played WR and CB for coach Joseph Grasso at Bishop Maginn High in Albany, N.Y. … served as the Griffins captain and was all-state and all-conference as a senior after garnering all-conference honors as a junior … led all receivers with 40 catches for 857 yards and 7 TDs … also had 31 tackles and an INT ... was a NY State Hall of Fame scholar-athlete ... also played basketball and ran track.

Personal: Parents are Diana Sandaire and Derrek Thomas ... graduated from Temple in December 2017 … pursuing master's degree in Sport Pedagogy from Baylor.

THOMAS CAREER STATISTICS

DEFENSIVE

YEAR	G/GS	UT	AT	TT	TFL-YD	QBS-YD	FF/FR	PBU	INT-YD
2014 (TEM)	6/0	0	0	0	0-0	0-0	0/0	0	0-0
2015 (TEM)			redshirt						
2016 (TEM)	13/2	22	7	29	0-0	0-0	0/0	7	0-0
2017 (TEM)	7/1	5	1	6	0-0	0-0	0/0	6	1-83
CAREER	**26/3**	**27**	**8**	**35**	**0-0**	**0-0**	**0/0**	**13**	**1-83**

CAREER BESTS
Tackles: 1, two times
Solo Tackles: 1, two times
Interceptions: 1 at Tulsa (11/25/17)

PLAYERS

THOMAS' GAME-BY-GAME DEFENSIVE STATS

DATE		OPPONENT	TT	UT	AT	PD	INT-YDS
9/2/16		ARMY	0	0	0	0	0-0
9/10/16		STONY BROOK	1	1	0	0	0-0
9/17/16		at Penn State	4	2	2	0	0-0
9/24/16		CHARLOTTE	6	6	0	2	0-0
10/1/16	*	SMU	2	2	0	0	0-0
10/6/16	*	at Memphis	4	4	0	0	0-0
10/15/16	*	at UCF	2	2	0	0	0-0
10/21/16	*	SOUTH FLORIDA	0	0	0	0	0-0
10/29/16	*	CINCINNATI	3	3	0	3	0-0
11/4/16	*	at Connecticut	3	0	3	0	0-0
11/19/16	*	at Tulane	0	0	0	0	0-0
11/26/16	*	EAST CAROLINA	2	2	0	0	0-0
12/3/16	*	at Navy		DID NOT PLAY			
12/27/16		vs. Wake Forest	2	0	2	2	0-0

DATE		OPPONENT	TT	UT	AT	PD	INT-YDS
9/2/17		at Notre Dame		DID NOT PLAY			
9/9/17		VILLANOVA	0	0	0	0	0-0
9/15/17		MASSACHUSETTS	2	2	0	1	0-0
9/21/17	*	at South Florida	1	0	1	2	0-0
9/30/17	*	HOUSTON	2	2	0	0	0-0
10/7/17	*	at East Carolina		DID NOT PLAY			
10/14/17	*	CONNECTICUT		DID NOT PLAY			
10/21/17		at Army		DID NOT PLAY			
11/2/17	*	NAVY		DID NOT PLAY			
11/10/17	*	at Cincinnati	1	1	0	0	0-0
11/18/17	*	UCF	0	0	0	0	0-0
11/25/17	*	at Tulsa	0	0	0	2	1-83
12/21/17		vs. Florida International	0	0	0	0	0-0

48
BJ THOMPSON

DE • 6-6 • 208 • SO. • 1L
ENGLAND, ARK. (ENGLAND HS)

Rangy, tall, athletic sophomore pass rusher ... played in nine games with one start as a freshman ... won football team slam dunk contest during halftime of Baylor basketball game in Feb. 2018.

2017 (Freshman): Played in nine games with one start ... Had three tackles, one TFL and one PBU on season ... Played but did not record any stats at No. 10 TCU, at Kansas, vs. Texas Tech and vs. Iowa State ... Played but did not record any stats vs. Texas ... Played vs. No. 23 West Virginia but did not record any stats ... Had career-best two tackles and first TFL at No. 14 Oklahoma State ... Did not play at Kansas State ... Dressed but did not play vs. No. 3 Oklahoma ... Dressed but did not play at Duke ... Made first career start vs. UTSA but did not record any stats ... Made collegiate debut vs. Liberty, had one tackle and one PBU.

High School: All-State tight end and defensive end from England (Ark.) High School ... Two-way star played under head coach Terry Farmer at EHS ... Ranked No. 301 national prospect by 247Sports ... Rated nation's 17th-best athlete prospect in 2017 recruiting class by 247Sports and ranked No. 53 among defensive ends by ESPN ... Rankings among Arkansas prospects: No. 3 by 247Sports and No. 6 by ESPN ... Named to 2016 USA TODAY ALL-USA Arkansas first team as senior, led England to 14-1 record and 2016 2A state semifinals as senior, caught 37 passes for 601 yards and 10 TDs ... Defensively, made 29 tackles, 16.5 TFL, 7.5 sacks, two interceptions (one TD return), two breakups and one forced fumble as senior ... Helped EHS to 13-2 mark and 2015 2A semis as junior, totaled 52 receptions for 830 yards and 11 TDs ... Defensively, had 91 tackles, 13 sacks and one interception-return TD as junior ... Moved to outside linebacker and defensive end as sophomore, was starting cornerback for varsity as freshman ... Four-sport star at EHS, also competed in basketball, baseball and track and field for EHS.

Personal: Son of Kutisha Aldridge and Brandon Thompson ... Brother, Blake Mack, played tight end at Arkansas State ... communication sciences and disorders major.

THOMPSON CAREER STATISTICS

DEFENSIVE

YEAR	G/GS	UT	AT	TT	TFL-YD	QBS-YD	FF/FR	PBU	INT-YD
2017	9/1	2	1	3	1.0-1	0-0	0/0	1	0-0

CAREER BESTS
Tackles: 2 at Oklahoma State (10/14/17)
Solo Tackles: 1 vs. Liberty (9/2/17); at Oklahoma State (10/14/17)
Tackles-For-Loss: 1.0 at Oklahoma State (10/14/17)
Sacks: N/A
Interceptions: N/A
Forced Fumbles: N/A
Fumble Recoveries: N/A
QB Hurries: N/A

THOMPSON'S GAME-BY-GAME DEFENSIVE STATS

DATE		OPPONENT	TT	UT	AT	TFL-YDS	QBS-YDS
9/2/17		LIBERTY	1	1	0	0.0-0	0.0-0
9/9/17		UTSA	0	0	0	0.0-0	0.0-0
9/16/17		at Duke		DID NOT PLAY			
9/23/17	*	OKLAHOMA		DID NOT PLAY			
9/30/17	*	at Kansas State		DID NOT PLAY			
10/14/17	*	at Oklahoma State	2	1	1	1.0-1	0.0-0
10/21/17	*	WEST VIRGINIA	0	0	0	0.0-0	0.0-0
10/28/17	*	TEXAS	0	0	0	0.0-0	0.0-0
11/4/17	*	at Kansas	0	0	0	0.0-0	0.0-0
11/11/17	*	vs. Texas Tech	0	0	0	0.0-0	0.0-0
11/18/17	*	IOWA STATE	0	0	0	0.0-0	0.0-0
11/24/17	*	at TCU	0	0	0	0.0-0	0.0-0

81
TYQUAN THORNTON

WR • 6-3 • 165 • FR. • HS
MIAMI, FLA. (BOOKER T. WASHINGTON HS)

Tall, speedy wide out that enrolled in January 2018.

High School: Fleet-footed wide receiver with exceptional hands for coach Tim "Ice" Harris at Booker T. Washington High … more than 1,100 receiving yards and 10 touchdowns … added 214 rushing yards with three scores … also played quarterback as a senior with three touchdown passes … two-time All-Dade honoree … rated four stars by 247 Sports … No. 37 player in Florida … No. 257 nationally … No. 44 wide receiver in the country … Four-star recruit according to Rivals … No. 42 in Florida … No. 237 nationally … No. 42 wide receiver in the country … Ranked three stars by ESPN … No. 83 in Florida … No. 86 wide out nationally … also a standout in track … personal best of 10.50 in 100 meters … 200-meter PR is 21.07 … selected Baylor over Florida, Georgia, Miami (Fla.), LSU and Tennessee.

Personal: Son of Latasha Jackson and Tyron Thornton ... majoring in pre-business ... has four siblings: D'Andre Clayton, Tyron Thornton Jr., Shaquise Clayton, Tyquiesha Thornton.

PLAYERS

71
JIM THREET
OL • 6-5 • 310 • JR. • SQ
SUNNYVALE, TEXAS (SUNNYVALE HS)

2017 (Sophomore): Did not see action.

2016 (Freshman): Saw action in one game as true freshman ... Limited action in opener with Northwestern State ... 2016 Academic All-Big 12 Rookie team ... Selected to Big 12 Commissioner's Honor Roll in spring 2017.

High School: Two-year letterwinner at Sunnyvale High School under head coach John Settle ... Helped team to district title and SHS's first playoff appearance as junior ... Helped team win district title and first playoff game as senior ... First-team all-district both seasons ... Also earned four letters in golf ... Three-time all-district choice ... Helped team to three district championships.

Personal: Son of Michael and Maureen Threet ... National Honor Society member ... First-team academic all-state honoree ... Two-time academic all-district choice ... University scholars program member.

THREET CAREER STATISTICS

OFFENSE

YEAR	G/GS
2016	1/0
2017	0/0
CAREER	1/0

75
BRAYDEN UTLEY
DE • 6-1 • 238 • FR. • HS
HUNTINGTON BEACH, CALIF. (LOYOLA HS)

High School: Played at Loyola HS (Los Angeles) for coach Rick Pedroarias … played offensive line, defensive line and linebacker during his career … 2017 Mission League honorable mention selection … also lettered in track and field as a shot putter, competing in CIF.

Personal: Son of Heath and Kathy Utley … has two brothers, Noah and Dane and one sister, Kailia … brother Noah plays football at Army … majoring in business.

57
JOHNCARLO VALENTIN
OL • 6-4 • 332 • JR. • JC
PHILADELPHIA, PA. (ASA COLLEGE)

Powerful junior college transfer that could play guard or tackle ... originally from Philadelphia, Pa. ... last name pronounced VAL-in-TINE

Prior to Baylor: Powerful offensive line prospect who can play guard or tackle ... starred at ASA College in Brooklyn, N.Y. under coach Joe Osovet ... played in four games a sophomore ... 2017 second team All-Northeast Football Conference selection ... helped team to 9-1 record and a Valley of the Sun Bowl victory ... ESPN ranks as a four-star recruit ... ESPN's No. 21 JUCO recruit for 2018 ... No. 1 JUCO offensive guard ... No. 35 junior college player nationally according to 247 Sports ... three-star recruit ... No. 3 player in Pennsylvania ... No. 1 JUCO offensive guard ... spent freshman season in 2016 at Lackawanna College ... out of high school was ranked as a four-star recruit by Rivals and 247Sports ... invited to The Opening Finals in Beaverton, Oregon ... rated No. 277 overall for class of 2016 by 247Sports ... In 2016 was ranked as the No. 9 overall recruit in Pennsylvania by Rivals and 247Sports, and No. 10 by ESPN ... prepped at Imhotep Institute Charter School under coach Al Crosby ... helped Imhotep to a state championship victory in 2015 ... chose Baylor over Texas, Tennessee, Arkansas and Missouri

Personal: Son of Dorothy Williams and Karl Valentin ... Health, kinesiology and leisure studies major.



27
VERKEDRICK VAUGHNS
S • 5-10 • 193 • SR. • 3L
MESQUITE, TEXAS (POTEET HS)

Tough and aggressive fifth-year defensive back ... Could see action at corner, safety or in nickel package ... Ranks fourth on team in career games played with 35 ... 2016-17 Academic All-Big 12 second team ... Two-time Big 12 Commissioner's Honor Roll selection ... served on relief mission trip to Puerto Rico in May 2018 ... earned undergraduate degree in May 2018.

2017 (Junior): Played in all 12 games with five starts ... Posted career highs of 42 tackles, two TFLs and one sack on season ... Second-team Academic All-Big 12 ... Had three tackles at No. 10 TCU with one TFL ... Made three tackles vs. Iowa State ... Started vs. Texas Tech, had two tackles ... Started at Kansas, made two tackles ... Started vs. Texas, had six tackles, one PBU and first career sack/TFL ... Started at safety vs. No. 23 West Virginia, had four tackles and one PBU ... Made first career start at safety at No. 14 Oklahoma State, had two tackles ... Made five tackles at Kansas State ... Had two tackles vs. No. 3 Oklahoma ... Made two tackles at Duke ... Tallied one tackle vs. UTSA ... Recorded career-high 10 tackles, including career-best nine solo stops, vs. Liberty.

2016 (Sophomore): Played in 12 of 13 games and made four starts at corner back ... Academic All-Big 12 second team ... Had one tackle at No. 13 West Virginia ... Played but did not have any stats vs. SMU, at Texas, at No. 9 Oklahoma, vs. Kansas State, vs. Texas Tech and vs. Boise State ... Started, had two tackles and one pass breakup vs. TCU ... Did not play vs. Kansas ... Started at Iowa State, had two tackles ... Started vs. Oklahoma State, had career-high seven tackles, two PBUs and forced and recovered first career fumble on same play ... Made first career start at Rice, had one tackle and career-high three PBUs ... Had one tackle and PBU vs. Northwestern State in season-opener ... Selected to Big 12 Commissioner's Honor Roll spring 2017.

2015 (Redshirt Freshman): Played in 11 of 13 games on special teams and as reserve cornerback ... Earned first collegiate letter ... Totaled two tackles on season ... Saw action at cornerback in three games, played remaining eight exclusively on special teams ... Made collegiate debut in season-opening win at SMU, played on special teams ... Saw first action from scrimmage in third game vs. Rice, no stats ... Made two solo tackles as backup corner in win at Kansas in fifth game ... Did not play in two games ... Also played snaps at corner in win over No. 10 North Carolina in Russell Athletic Bowl.

2014 (Freshman): Redshirted ... Named to fall 2014 and spring 2015 Big 12 Commissioner's Honor Rolls.

High School: Versatile two-way athlete from Poteet High School in Mesquite, Texas ...

PLAYERS

Two-time all-district honoree as cornerback and receiver for head coaches Kody Groves and Randy Jackson at PHS ... National position ratings among cornerback prospects: 64th by ESPN, 89th by 247Sports, 108th by Scout ... Ranked 71st overall recruit in state (fourth among "athletes") by Lone Star Top 100 ... Rated No. 51 prospect on SportsDay/DMN Area Top 100 ... Named second-team 2013 All-District 10-4A as cornerback despite injury-shortened senior season ... Totaled 22 tackles (17 solo) and four PBUs for Poteet squad that finished 12-2 and 13th in state and reached DII state quarterfinals ... Named second-team 2012 All-District 10-4A at receiver as junior on PHS squad that finished 11-3 and reached DII regional finals ... Played receiver and cornerback as junior, made 31 receptions for 359 yards and three touchdowns, and rushed 23 times for 179 yards.

Personal: Son of Myron Vaughns and Valerie Fridia ... Older brother Vertrail played basketball for North Texas and George Mason ... Completed undergrad degree in health, kinesiology and leisure studies in May 2018.

VAUGHNS CAREER STATISTICS

DEFENSIVE

YEAR	G/GS	UT	AT	TT	TFL-YD	QBS-YD	FF/FR	PBU	INT-YD
2014			redshirt						
2015	11/0	2	0	2	0-0	0-0	0/0	0	0-0
2016	12/4	14	0	14	0-0	0-0	0/1	7	0-0
2017	12/5	31	11	42	2.0-8	1.0-4	0/0	2	0-0
CAREER	**35/9**	**47**	**11**	**58**	**2.0-8**	**1.0-4**	**1/1**	**9**	**0-0**

CAREER BESTS
Tackles: 10 vs. Liberty (9/2/17)
Solo Tackles: 9 vs. Liberty (9/2/17)
Tackles-For-Loss: 1 vs. Texas (10/28/17); at TCU (11/24/17)
Sacks: 1 vs. Texas (10/28/17)
Pass Breakups: 3 at Rice (9/16/16)
Interceptions: N/A
Forced Fumbles: 1 vs. OK State (9/24/16)
Recovered Fumbles: 1 vs. OK State (9/24/16)

VAUGHNS' GAME-BY-GAME DEFENSIVE STATS

DATE		OPPONENT	TT	UT	AT	PD	INT-YDS
9/4/15		at SMU	0	0	0	0	0-0
9/12/15		LAMAR	0	0	0	0	0-0
9/26/15		RICE	0	0	0	0	0-0
10/3/15	*	vs. Texas Tech	0	0	0	0	0-0
10/10/15	*	at Kansas	2	2	0	0	0-0
10/17/15	*	WEST VIRGINIA		DID NOT PLAY			
10/24/15	*	IOWA STATE	0	0	0	0	0-0
11/5/15	*	at Kansas State	0	0	0	0	0-0
11/14/15	*	OKLAHOMA		DID NOT PLAY			
11/21/15	*	at Oklahoma State	0	0	0	0	0-0
11/27/15	*	at TCU	0	0	0	0	0-0
12/5/15	*	TEXAS	0	0	0	0	0-0
12/29/15		vs. North Carolina	0	0	0	0	0-0

DATE		OPPONENT	TT	UT	AT	PD	INT-YDS
9/2/16		NORTHWESTERN STATE	1	1	0	1	0-0
9/10/16		SMU	0	0	0	0	0-0
9/16/16		at Rice	1	1	0	3	0-0
9/24/16	*	OKLAHOMA STATE	7	7	0	2	0-0
10/1/16	*	at Iowa State	2	2	0	0	0-0
10/15/16	*	KANSAS		DID NOT PLAY			
10/29/16	*	at Texas	0	0	0	0	0-0
11/5/16	*	TCU	2	2	0	1	0-0
11/12/16	*	at Oklahoma	0	0	0	0	0-0
11/19/16	*	KANSAS STATE	0	0	0	0	0-0
11/25/16	*	vs. Texas Tech	0	0	0	0	0-0
12/3/16	*	at West Virginia	1	1	0	0	0-0
12/27/16		vs. Boise State	0	0	0	0	0-0

DATE		OPPONENT	TT	UT	AT	PD	INT-YDS
9/2/17		LIBERTY	10	9	1	0	0-0
9/9/17		UTSA	1	1	0	0	0-0
9/16/17		at Duke	2	0	2	0	0-0
9/23/17	*	OKLAHOMA	2	2	0	0	0-0
9/30/17	*	at Kansas State	5	4	1	0	0-0
10/14/17	*	at Oklahoma State	2	1	1	0	0-0
10/21/17	*	WEST VIRGINIA	4	4	0	1	0-0
10/28/17	*	TEXAS	6	5	1	1	0-0
11/4/17	*	at Kansas	2	2	0	0	0-0
11/11/17	*	vs.Texas Tech	2	0	2	0	0-0
11/18/17	*	IOWA STATE	3	3	0	0	0-0
11/24/17	*	at TCU	3	0	3	0	0-0

15
PRESTON WEEKS
QB • 6-4 • 244 • FR. • HS
ROWLETT, TEXAS (ROWLETT HS)

High School: Played at Rowlett (Texas) High School for coach Doug Stephens … passed for 2,074 yards and 16 touchdowns as a senior … rushed for 373 yards and eight scores … Completed 169-of-285 passes (59 percent) … helped team to 6-5 (5-1 district) record in 2017 … first team All-District honoree … Passed for 1,800 yards and 16 touchdowns as a junior with 10 rushing touchdowns.

Personal: Son of Sean and Kristina Weeks ... has two brothers, Kris and Shane ... majoring in business management.



89
TREVOR WHITE
WR • 5-7 • 165 • SR. • 2L
ARLINGTON, TEXAS (MARTIN HS)

Fifth-year senior wide receiver and special teams contributor ... Earned scholarship in fall 2017 camp ... Voted into single-digit jersey by teammates in August 2017 ... Served on mission trip to Brazil during summer 2017 ... completed undergraduate degree in May 2018.

2017 (Junior): Played in all 12 games ... Caught first four career passes for 28 yards while returning first 14 career kicks for 291 yards on season ... Played at No. 10 TCU but did not record any stats ... Had two kick returns for 44 yards vs. Iowa State ... Had one kick return for 20 yards vs. Texas Tech ... Played at Kansas but did not record any stats ... Had first career catches (4) for 28 yards vs. Texas while returning four kickoffs for 95 yards ... Posted four kickoff returns for 88 yards vs. No. 23 West Virginia ... Had three kickoff returns for 44 yards at No. 14 Oklahoma State ... Played but did not record any stats at Kansas State ... Saw action vs. No. 3 Oklahoma but did not record any stats ... Played at Duke but did not record any stats ... Played but did not record any stats vs. UTSA ... Played vs. Liberty but did not record any stats.

2016 (Sophomore): Saw action in four games ... Totaled four punt returns on season for 29 yards ... Season-long return of 13 yards came against Kansas ... Returned two punts in season-opening win over Northwestern State ... Also had return against SMU ... Saw snaps at Rice, but did not record any statistics ... Selected to Big 12 Commissioner's Honor Roll spring 2017.

2015 (Redshirt Freshman): First action of Baylor career came against Rice ... Did not record any statistics.

2014 (Freshman): Redshirted.

High School: Four-year letterwinner at Martin High School under head coach Bob Wager ... Helped team win district title in 2011, 2013 and 2014 ... Lettered in track in 2014 ... Ran 4x100, 4x200 and 4x400 meter relays for district championship squad.

Personal: Son of Kevin and Tami White ... National Honor Society member ... Completed undergrad degree in public health in May 2018.

WHITE CAREER STATISTICS

RECEIVING

YEAR	G/GS	REC	YD	AVG	TD	LP/OPPONENT
2014			redshirt			
2015	1/0	0	0	N/A	0	N/A
2016	4/0	0	0	N/A	0	N/A
2017	12/0	4	28	7.0	0	11/Texas
CAREER	**17/0**	**4**	**28**	**7.0**	**0**	**11/Texas**

PLAYERS

PUNT RETURNS

YEAR	G/GS	RET	YD	AVG	TD	LP/OPPONENT
2014			redshirt			
2015	1/0	0	0	N/A	0	N/A
2016	4/0	4	29	7.2	0	13/Kansas
2017	12/0	0	0	N/A	0	N/A
CAREER	**17/0**	**4**	**29**	**7.2**	**0**	**13/Kansas 2016**

KICK RETURNS

YEAR	G/GS	RET	YD	AVG	TD	LP/OPPONENT
2014			redshirt			
2015	1/0	0	0	N/A	0	N/A
2016	4/0	0	0	N/A	0	N/A
2017	12/0	14	291	20.8	0	29/Texas
CAREER	**17/0**	**14**	**291**	**20.8**	**0**	**29/Texas**

CAREER BESTS
RECEIVING
Receptions: 4 vs. Texas (10/28/17)
Receiving Yards: 28 vs. Texas (10/28/17)
Touchdowns: N/A
Longest Reception: 11 vs. Texas (10/28/17)
100-Yard Games: Season (0); Career (0)
200-Yard Games: Season (0); Career (0)

PUNT RETURNS
Returns: 2 vs. Northwestern State (9/2/16)
Yards: 13 vs. Kansas (10/15/16)
Longest Return: 13 vs. Kansas (10/15/16)

KICK RETURNS
Returns: 4 vs. West Virginia (10/21/17); vs. Texas (10/28/17)
Yards: 95 vs. Texas (10/28/17)
Longest Return: 29 vs. West Virginia (10/21/17); vs. Texas (10/28/17)

WHITE'S GAME-BY-GAME RETURN STATS

DATE		OPPONENT	PR/YDS	TD	KR/YDS	TD
9/2/16		NORTHWESTERN STATE	2/12	0	0/0	0
9/10/16		SMU	1/4	0	0/0	0
9/16/16		at Rice	0/0	0	0/0	0
9/24/16	*	OKLAHOMA STATE	DID NOT PLAY			
10/1/16	*	at Iowa State	DID NOT PLAY			
10/15/16	*	KANSAS	1/13	0	0/0	0
10/29/16	*	at Texas	DID NOT PLAY			
11/5/16	*	TCU	DID NOT PLAY			
11/12/16	*	at Oklahoma	DID NOT PLAY			
11/19/16	*	KANSAS STATE	DID NOT PLAY			
11/25/16	*	vs. Texas Tech	DID NOT PLAY			
12/3/16	*	at West Virginia	DID NOT PLAY			
12/27/16	*	vs. Boise State	DID NOT PLAY			

DATE		OPPONENT	PR/YDS	TD	KR/YDS	TD
9/2/17		LIBERTY	0/0	0	0/0	0
9/9/17		UTSA	0/0	0	0/0	0
9/16/17		at Duke	0/0	0	0/0	0
9/23/17	*	OKLAHOMA	0/0	0	0/0	0
9/30/17	*	at Kansas State	0/0	0	0/0	0
10/14/17	*	at Oklahoma State	0/0	0	3/44	0
10/21/17	*	WEST VIRGINIA	0/0	0	4/88	0
10/28/17	*	TEXAS	0/0	0	4/95	0
11/4/17	*	at Kansas	0/0	0	0/0	0
11/11/17	*	vs. Texas Tech	0/0	0	1/20	0
11/18/17	*	IOWA STATE	0/0	0	2/44	0
11/24/17	*	at TCU	0/0	0	0/0	0

WHITE'S GAME-BY-GAME RECEIVING STATS

DATE		OPPONENT	REC	YDS	AVG	TD	TD YDS
9/2/17		LIBERTY	0	0	0.0	0	--
9/9/17		UTSA	0	0	0.0	0	--
9/16/17		at Duke	0	0	0.0	0	--
9/23/17	*	OKLAHOMA	0	0	0.0	0	--
9/30/17	*	at Kansas State	0	0	0.0	0	--
10/14/17	*	at Oklahoma State	0	0	0.0	0	--
10/21/17	*	WEST VIRGINIA	0	0	0.0	0	--
10/28/17	*	TEXAS	4	28	7.0	0	--
11/4/17	*	at Kansas	0	0	0.0	0	--
11/11/17	*	vs. Texas Tech	0	0	0.0	0	--
11/18/17	*	IOWA STATE	0	0	0.0	0	--
11/24/17	*	at TCU	0	0	0.0	0	--

20
CRAIG WILLIAMS
RB • 5-8 • 165 • FR. • HS
CROSBY, TEXAS (CROSBY HS)

Quick, elusive running back with home run speed ... Nickname is 'Sqwirl.'

High School: Played at Crosby High School for head coach Jeff Riordan ... helped Crosby to 9-2 record in 2017 ... rushed for more than 3,800 yards with 53 touchdowns in his high school career ... 17 career 100+ yard games ... Also added 58 career receptions for 865 yards and nine touchdowns ... 65 total touchdowns in high school ... totaled 1,990 rushing yards as a senior with 32 touchdowns ... eclipsed 100 yards eight times ... 16 receptions for 228 yards and two scores in 2017 ... District 21-5A MVP ... laser-timed 4.36 40-yard dash at The Opening regional in Houston ... finalist for Touchdown Club of Houston offensive player of the year ... ran for 336 yards in injury-shortened junior season ... team finished with 10-3 record ... tallied 996 yards with 12 touchdowns as a sophomore ... led team to 11-1 record ... Rushed for 888 yards with 11 scores during ninth-grade year ... Three career kick return touchdowns ... averaged more than 55 yards per kick return over his high school career ... rated three stars by 247 Sports ... No. 8 all-purpose back in the country ... No. 42 player in Texas ... No. 427 player nationally ... Member of ESPN300 at No. 294 ... Four-star rating from ESPN ... No. 41 player in Texas ... No. 18 running back nationally ... three-star rating from Rivals ... No. 18 all-purpose back ... No. 68 in Texas ... Also competes in track ... Personal-best 10.23 in 100 meters and 21.33 in 200 meters ... former state qualifier in 100 and 200 meters ... won bronze in 100 meters as a junior ... rated No. 6 high school sprinter in the country ... Chose Baylor over Texas, Oklahoma State, Minnesota, Auburn, Virginia Tech, Washington State and Mississippi State... will also run track at Baylor

Personal: Son of Andre Hill and Tameka Griffin ... major is pre-business

PLAYERS

40
DEONTE WILLIAMS
DE • 6-1 • 223 • SO. • 1L
PLANO, TEXAS (PRESTONWOOD CHRISTIAN)

Talented pass rusher ... saw action at both linebacker and defensive end during 2017.

2017 (Redshirt Freshman): Played in nine games with four starts ... Totaled 15 tackles and 1.5 TFLs with one fumble recovery and two QB hurries on season ... Had one tackle vs. Iowa State before suffering season-ending injury ... Made two tackles and career-high one TFL vs. Texas Tech ... Had two tackles at Kansas ... Played but did not record any stats vs. Texas ... Did not play vs. No. 23 West Virginia and at No. 14 Oklahoma State due to injury ... Started at Kansas State, posted two tackles ... Started vs. No. 3 Oklahoma, had one tackle ... Started at Duke, had three tackles, first TFL (0.5) and first fumble recovery ... Made first career start vs. UTSA, posted first four career tackles (all solo) and two QB hurries ... Made collegiate debut vs. Liberty but did not record any stats.

2016 (Freshman): Redshirted.

High School: Two-time all-state linebacker from Prestonwood Christian Academy in Plano, Texas ... Starred under head coach Chris Cunningham at Prestonwood ... National position ranking among linebacker prospects: 28th by ESPN, 29th by Scout, 44th by 247Sports ... Listed No. 86 on ESPN regional ranking ... Ranking among Texas recruits: No. 68 by Rivals, No. 74 by ESPN, No. 85 on Lone Star 100, No. 86 by Scout, No. 89 by 247Sports and on Waco Tribune-Herald Texas Top 100 ... Helped PCA to 34-8 record and three trips to state championship over final three seasons ... Led Prestonwood to 2015 TAPPS DI state title win and 12-2 record as senior ... Totaled 88 tackles (17 for loss), 11 sacks, four PBUs, two forced fumbles and one fumble recovery ... Named 2015 first-team TAPPS DI All-State and first-team TAPPS DI All-District 1 ... Helped PCA to 10-4 mark and state finals in 2014 as junior ... Finished with 70 tackles (24 for loss), nine sacks, three breakups, and three fumbles forced ... Named 2014 first-team TAPPS DI All-State and first-team TAPPS DI All-District 1 ... Helped Prestonwood to 12-2 finish and 2013 state finals as sophomore ... Totaled 47 tackles (nine for loss), four sacks, two interceptions and fumble recovery ... Had 42 tackles (11 for loss), two sacks, two fumble recoveries and PBU as freshman in 2012 ... Teammate at Prestonwood of current Baylor teammate Will Jones.

Personal: Son of Alphonso and Audrey Williams ... Father played football at Florida State ... Majoring in health, kinesiology and leisure studies.

.

D. WILLIAMS CAREER STATISTICS

DEFENSIVE

YEAR	G/GS	UT	AT	TT	TFL-YD	QBS-YD	FF/FR	QBH	INT-YD
2016				redshirt					
2017	9/4	10	5	15	1.5-2	0-0	0/1	2	0-0
CAREER	**9/4**	**10**	**5**	**15**	**1.5-2**	**0-0**	**0/1**	**2**	**0-0**

CAREER BESTS
Tackles: 4 vs. UTSA (9/9/17)
Solo Tackles: 4 vs. UTSA (9/9/17)
Tackles-For-Loss: 1.0 vs. Texas Tech (11/11/17)
Sacks: N/A
Interceptions: N/A
Forced Fumbles: N/A
Fumble Recoveries: 1 at Duke (9/16/17)
QB Hurries: 2 vs. UTSA (9/9/17)

D. WILLIAMS' GAME-BY-GAME DEFENSIVE STATS

DATE		OPPONENT	TT	UT	AT	TFL-YDS	QBS-YDS
9/2/17		LIBERTY	0	0	0	0.0-0	0.0-0
9/9/17		UTSA	4	4	0	0.0-0	0.0-0
9/16/17		at Duke	3	0	3	0.5-1	0.0-0
9/23/17	*	OKLAHOMA	1	0	1	0.0-0	0.0-0
9/30/17	*	at Kansas State	2	1	1	0.0-0	0.0-0
10/14/17	*	at Oklahoma State		DID NOT PLAY			
10/21/17	*	WEST VIRGINIA		DID NOT PLAY			
10/28/17	*	TEXAS	0	0	0	0.0-0	0.0-0
11/4/17	*	at Kansas	2	2	0	0.0-0	0.0-0
11/11/17	*	vs. Texas Tech	2	2	0	1.0-1	0.0-0
11/18/17	*	IOWA STATE	1	1	0	0.0-0	0.0-0
11/24/17	*	at TCU		DID NOT PLAY			

38
JORDAN WILLIAMS
LB • 6-0 • 220 • JR. • 2L
PARIS, TEXAS (PARIS HS)

Returning anchor at linebacker ... started final three games of 2017 following injury to four-year starter Taylor Young ... has played in 25 games with four career starts.

2017 (Sophomore): Played in all 12 games with three starts ... Registered career highs of 38 tackles while tying career highs of three TFLs, one sack and one forced fumble on season ... Started at No. 10 TCU, made six tackles and one TFL ... Started vs. Iowa State, had six tackles ... Started vs. Texas Tech, made five tackles and one sack while forcing second career fumble ... Had six tackles and one TFL at Kansas ... Registered two tackles vs. Texas ... Played but did not record any stats vs. West Virginia ... Posted two tackles at Oklahoma State ... Made one tackle at Kansas State ... Played but did not record any stats vs. Oklahoma ... Tallied six tackles at Duke ... Had one tackle vs. UTSA ... Made three tackles vs. Liberty.

2016 (Redshirt Freshman): Played in all 13 games and made one start at linebacker ... Posted one tackle and first career forced fumble at No. 13 West Virginia ... Had one tackle vs. Texas Tech ... Played but did not record any stats vs. Boise State, vs. Kansas State, vs. TCU, at Iowa State and vs. SMU ... Made first career start at No. 9 Oklahoma, had career-high 14 tackles, nine solo, and one tackle-for-loss ... Recorded two solo stops at Texas ... Tallied five tackles, career-high two TFLs and first career sack vs. Kansas ... Posted one tackle vs. Oklahoma State ... Had one tackle at Rice ... Registered four tackles vs. Northwestern State in season-opener.

2015 (Freshman): Redshirted.

High School: Two-time all-state linebacker from Paris (Texas) High School ... Played under head coach Steven Hohenberger at PHS ... Ranked No. 116 national linebacker prospect by 247Sports ... Earned 2014 Class 4A All-State honorable mention as senior ... Led Paris to 8-5 record and 4A DI regional semifinals ... Named District 7-4A Defensive MVP and to all-district first team ... Totaled 160 tackles, 26 TFL, six sacks and four forced fumbles as senior ... Earned 2013 Class 3A All-State honorable mention as junior ... Named 2013 District 13-3A Special Teams MVP and first-team all-district ... Earned All-Red River Valley first-team honors after totaling 143 tackles, six sacks, two fumble recoveries and forced fumble as junior ... Named 2012 Red River Valley Newcomer of Year as sophomore ... Helped Paris to 8-4 record and DI regional semifinals, made 88 tackles, 21 TFL, six sacks, three forced fumbles and fumble recovery ... Also lettered in baseball at PHS.

Personal: Son of Derrick Jones and Tiffany Williams ... Majoring in health, kinesiology and leisure studies.

J. WILLIAMS CAREER STATISTICS

DEFENSIVE

YEAR	G/GS	UT	AT	TT	TFL-YD	QBS-YD	FF/FR	QBH	INT-YD
2015			redshirt						
2016	13/1	20	9	29	3.0-9	1.0-3	1/0	0	0-0
2017	12/3	24	14	38	3.0-10	1.0-6	1/0	0	0-0
CAREER	**25/4**	**44**	**23**	**67**	**6.0-19**	**2.0-9**	**2/0**	**0**	**0-0**

CAREER BESTS
Tackles: 14 at Oklahoma (11/12/16)
Solo Tackles: 9 at Oklahoma (11/12/16)
Tackles-For-Loss: 2.0 vs. Kansas (10/15/16)
Sacks: 1.0 vs. Kansas (10/15/16); vs. Texas Tech (11/11/17)
Forced Fumbles: 1 at West Virginia (12/3/16); vs. Texas Tech (11/11/17)
Fumbles Recovered: N/A
Interceptions: N/A

PLAYERS

J. WILLIAMS' GAME-BY-GAME DEFENSIVE STATS

DATE		OPPONENT	TT	UT	AT	TFL-YDS	QBS-YDS
9/2/16		NORTHWESTERN STATE	4	3	1	0.0-0	0.0-0
9/10/16		SMU	0	0	0	0.0-0	0.0-0
9/16/16		at Rice	1	1	0	0.0-0	0.0-0
9/24/16	*	OKLAHOMA STATE	1	0	1	0.0-0	0.0-0
10/1/16	*	at Iowa State	0	0	0	0.0-0	0.0-0
10/15/16	*	KANSAS	5	3	2	2.0-5	1.0-3
10/29/16	*	at Texas	2	2	0	0.0-0	0.0-0
11/5/16	*	TCU	0	0	0	0.0-0	0.0-0
11/12/16	*	at Oklahoma	14	9	5	1.0-4	0.0-0
11/19/16	*	KANSAS STATE	0	0	0	0.0-0	0.0-0
11/25/16	*	vs. Texas Tech	1	1	0	0.0-0	0.0-0
12/3/16	*	at West Virginia	1	1	0	0.0-0	0.0-0
12/27/16		vs. Boise State	0	0	0	0.0-0	0.0-0

DATE		OPPONENT	TT	UT	AT	TFL-YDS	QBS-YDS
9/2/17		LIBERTY	3	2	1	0.0-0	0.0-0
9/9/17		UTSA	1	1	0	0.0-0	0.0-0
9/16/17		at Duke	6	3	3	0.0-0	0.0-0
9/23/17	*	OKLAHOMA	0	0	0	0.0-0	0.0-0
9/30/17	*	at Kansas State	1	1	0	0.5-1	0.0-0
10/14/17	*	at Oklahoma State	2	2	0	0.0-0	0.0-0
10/21/17	*	WEST VIRGINIA	0	0	0	0.0-0	0.0-0
10/28/17	*	TEXAS	2	0	2	0.0-0	0.0-0
11/4/17	*	at Kansas	6	3	3	1.0-2	0.0-0
11/11/17	*	vs. Texas Tech	5	4	1	1.0-6	1.0-6
11/18/17	*	IOWA STATE	6	5	1	0.0-0	0.0-0
11/24/17	*	at TCU	6	4	2	1.0-2	0.0-0

22
JT WOODS

S • 6-2 • 183 • FR. • HS
SAN ANTONIO, TEXAS (STEELE HS)

Enrolled January 2018 ... will also compete for track and field team this spring.

High School: Instinctive defensive back for coach David Saenz at Steele High School … helped Steele to an 9-5 record as a senior … Totaled 33 tackles and one sack as a senior while playing both ways … also had six receptions for 63 yards and two rushes for 39 yards … Finished junior season in 2016 with 90 tackles, 4.0 tackles for loss and one interception … helped team to 14-2 record and state quarterfinal appearance as a junior … had 23 tackles and one interception as a sophomore … rated three stars by 247 Sports … No. 127 in Texas … No. 77 safety nationally … three-star recruit according to Rivals … Three-star recruit at ESPN … No. 55 safety nationally … No. 148 player in Texas … Dave Campbell's Texas Football Texas Top 300 … Also competed in track … holds personal-best of 10.64 in the 100 meters, 21.87 in the 200 meters and 13.80 in the 100-meter hurdles.

Personal: Son of Shawn and Latoya Woods ... has three siblings: Jadah, London and Loren ... full name is Jalen Terrell Woods ... major is biology.

COACHING STAFF

MATT RHULE

HEAD COACH

PENN STATE, 1997

A new era began for Baylor football on Dec. 7, 2016, as Matt Rhule was introduced as the 27th head coach to lead the Bears' program.

In his first season at the helm of the Baylor program in 2017, Rhule helped a youthful roster navigate a difficult Big 12 schedule. Under Rhule's guidance quarterback Charlie Brewer was named 2017 Big 12 Co-Offensive Freshman of the Year.

In Feb. 2018, Rhule and his staff secured a recruiting class ranked as high as No. 24 nationally by ESPN, earning national acclaim.

Rhule, a 20-year coaching veteran, arrived in Waco fresh off leading Temple University to the 2016 American Athletic Conference championship. He guided the Owls to the school's first back-to-back 10-win seasons and bowl berths in 2015 and 2016, and a two-year 14-2 record in AAC play. He spent four seasons as head coach at Temple and 10 total seasons at the school.

The Owls earned their first top 25 ranking in 36 seasons under Rhule's guidance (in 2015) and among the 29 All-AAC honorees produced by Temple in his four seasons as head coach was 2015 Bednarik Award and Nagurski Trophy winner and two-time All-American Tyler Matakevich. Rhule also mentored 10 players invited to the Senior Bowl as a head coach, and had 70 players earn Academic All-AAC honors in his first three seasons.

Rhule led Temple to the 2016 AAC championship with a 34-10 victory over Navy in the title game and earned a bid to the Military Bowl. Nine players from the 10-3 squad received All-AAC honors and the Owl defense ranked third nationally allowing just 275.9 yards per game.

In 2015, Temple won the AAC East and played in the league's inaugural championship game. Rhule's Owls finished with a school-record 10 wins (10-4) and played in the Boca Raton Bowl. Thirteen of his players earned all-conference honors, led by consensus All-American and AAC Defensive Player of the Year Matakevich. Temple defeated Penn State for the first time in 73 years and climbed to No. 22 in the AP Top 25 poll.

Temple's win total improved to six (and a .500 record) in 2014 from two in Rhule's first season at the helm in 2013. The Owls allowed just 23 fourth quarter points all season in 2014.

Rhule returned to Temple after coaching with the New York Giants under head coach Tom Coughlin in 2012. He worked closely with Pat Flaherty in coaching the offensive line. The Giants finished 9-7 and averaged 335 yards on offense. Offensive guard Chris Snee earned 2012 Pro Bowl honors.

Prior to his stint in the NFL, Rhule spent six seasons as a top assistant under Al Golden in his first tenure at Temple, the final four seasons directing the offense in coordinator capacities.

In the spring of 2012, he was promoted to co-offensive coordinator after serving as the assistant offensive coordinator and tight ends coach, as well as the recruiting coordinator under Steve Addazio in 2011. Temple's 2012 recruiting class was ranked No. 1 in the Mid-American Conference and helped lay the foundation for the program's transition to the Big East Conference.

In 2011, the Owls finished 9-4 and won the Gildan New Mexico Bowl, Temple's first postseason victory since 1979 (just the fourth bowl game in school history). Rhule mentored two-time first-team All-MAC selection tight end Evan Rodriguez. For the second time in Rhule's tenure, the Owls set the Temple single-season rushing yardage and rushing touchdowns records behind All-MAC junior running backs Bernard Pierce and Matt Brown.

Rhule helped guide Temple's 2010 team to an 8-4 record, and the school's first back-to-back winning seasons since 1978-79. A school-record six offensive players earned All-MAC honors.

In 2009, Rhule's offense helped TU win a single-season record nine consecutive games en route to a 9-4 mark and first-place tie in the MAC East. Under Rhule's guidance, the Owls set the Temple single-season rushing yardage record. A school-record five offensive players were named All-MAC, including three on the first team. All-American Pierce rushed his way into the Temple record book and 2009 MAC Freshman of the Year honors.

Under Al Golden, Rhule took the reins in 2008 as offensive coordinator, helping the Owls to their most wins in nearly two decades. Quarterback Adam DiMichele set a school record with six touchdowns in a 55-52 win over Eastern Michigan.

He also coached the TU quarterbacks. He coached the defensive line in 2006 and served as the quarterbacks coach and recruiting coordinator during the 2006 and 2007 seasons. For three consecutive years, Temple's recruiting class was ranked No. 1 in the MAC (2006, 2007, 2008).

From 2002 to 2005, Rhule was an assistant at Western Carolina under head coach Kent Briggs, serving as assistant head coach during his last three seasons. In 2005, he was offensive line coach and run game coordinator after directing the linebackers his first three years. Rhule was special teams coordinator during his tenure in Cullowhee (N.C.). In 2005, the Catamounts led Division I-AA in kickoff returns, averaging 27.44 yards per return. Sophomore Mike Malone was named first-team All-Southern Conference after averaging 31.29 yards per kickoff return, ranking second nationally. Two offensive linemen earned second-team all-league accolades.

In 2004, WCU ranked 12th nationally in total defense and 15th in pass defense, largely due to the production of Rhule's linebacker corps. The team's top five tacklers were linebackers in its eight-man front scheme. In 2003, the Catamounts led the SoCon in rush defense for the first time in school history.

Rhule arrived at Western Carolina after serving as assistant defensive line coach at UCLA in 2001. He assisted in coaching five Bruins to All-Pac-10 honors as the team posted a 7-4 record under head coach Bob Toledo.

From 1999 to 2000, Rhule served as an assistant coach at Mid-American Conference member Buffalo, directing the Bulls defensive line in 2000 and working as assistant defensive line coach in 1999. In 2000, the team's sack total increased from 12 to 27, utilizing a 3-4 alignment. Buffalo also earned its first two wins over Division I-A programs that season.

Rhule began his coaching career as a volunteer assistant at Penn State in the spring of 1998 before working at Albright College in Reading, Pa., for the 1998 season. At Albright, he coached the linebackers in a 4-3 scheme and recruited western and central Pennsylvania.

Rhule played four seasons at linebacker with the Nittany Lions under Joe Paterno. A three-time Penn State Scholar-Athlete, he earned Academic All-Big Ten honors in 1997. He received his undergraduate degree in political science from PSU in 1997 before earning his master's degree in educational psychology from Buffalo in 2003.

Born Jan. 31, 1975, Rhule spent his childhood in New York City before moving to State College, Pa. as a teenager. He is married to the former Julie Nibert. The couple has a son, Bryant, and two daughters, Vivienne and Leona.

COACHING STAFF

WHAT THEY'RE SAYING ON BAYLOR'S RHULE HIRE

"This is an outstanding hire!"
-Tim Brando, FOX Sports

"Baylor is getting a hell of a coach and a better man."
-Kevin Negandhi, ESPN

"That's a great get for Baylor."
-Ralph Russo, Associated Press

"A tremendous hire for Baylor... culturally a good fit. He's a guy who does things the right way."
-Mark Schlabach, ESPN

"Rhule is a really good hire."
-George Schroeder, USA Today

"Rhule did wonders at Temple... great hire by Bears."
-Adam Rittenberg, ESPN

"Matt Rhule is... a guy with integrity... and an excellent coach."
-Paul Zeise, Pittsburgh Post-Gazette

"Baylor's hire of Matt Rhule is a good one... a good match."
-Gil Brandt, NFL.com

"Matt Rhule is an outstanding coach."
-Kirk Herbstreit, ESPN

"Really good hire by Baylor."
-Albert Breer, MMQB.com

"What a hire for the Bears."
-Matt Fortuna, The All-American

"Wow. Good for Baylor for landing Matt Rhule. He's awesome."
-Barrett Sallee, CBS Sports

"Outstanding hire for Baylor."
-Ahmad Brooks, ESPN

THE RHULE FILE

PERSONAL

Born: Jan. 31, 1975
Family: Wife: Julie; Children: Bryant, Vivienne, Leona

EDUCATION

High School: State College Area
College: Penn State, 1997 (B.A. in Political Science)
Buffalo, 2003 (M.A. in Educational Psychology)

PLAYING EXPERIENCE

Penn State (1994-97), linebacker

COACHING EXPERIENCE

1998	Albright College, linebackers
1999	Buffalo, assistant defensive line
2000	Buffalo, defensive line
2001	UCLA, assistant defensive line
2002	Western Carolina, linebackers/special teams
2003-04	Western Carolina, assistant head coach/linebackers/special teams
2005	Western Carolina, asst. head coach/ OL/special teams/ run game coord.
2006	Temple, defensive line
2007	Temple, quarterbacks/recruiting coord.
2008-10	Temple, offensive coord./quarterbacks
2011	Temple, assistant offensive coord./tight ends/recruiting coord.
2012	N.Y. Giants, assistant offensive line
2013-16	Temple, head coach
2017-	Baylor, head coach

POSTSEASON EXPERIENCE

1994	Rose Bowl (student-athlete, PSU)
1995	Outback Bowl (student-athlete, PSU)
1996	Fiesta Bowl (student-athlete, PSU)
1997	Citrus Bowl (student-athlete, PSU)
2009	Eagle Bank Bowl (assistant coach, Temple)
2011	Gildan New Mexico Bowl (assistant coach, Temple)
2015	AAC Championship Game (head coach, Temple)
2015	Boca Raton Bowl (head coach, Temple)
2016	AAC Championship Game (head coach, Temple)
2016	Military Bowl (head coach, Temple, didn't coach)

THE RHULE WORKSHEET

YEAR	SCHOOL	OVERALL RECORD	POSTSEASON	CONFERENCE RECORD	FINISH
2013	Temple	2-10	---	1-7	T-9th (AAC)
2014	Temple	6-6	---	14-4	6th (AAC)
2015	Temple	10-4	Boca Raton Bowl	7-1	1st (AAC East)
2016	Temple	10-3	Military Bowl	7-1	1st (AAC East)
2017	Baylor	1-11	---	1-8	9th (Big 12)
TOTALS	**5 Seasons**	**29-34**	**2 Bowl Berths (0-1)**	**20-21**	**2 Conf. Titles**
Temple	4 Seasons	28-23	2 Bowl Berths (0-1)	19-13	2 Conf. Titles
Baylor	2nd Season	1-11	---	1-8	---

COACHING STAFF

FRANCIS BROWN

ASSISTANT HEAD COACH / DEFENSIVE BACKS
WESTERN CAROLINA, 2006

Francis Brown is in his second season at Baylor since arriving with head coach Matt Rhule following six seasons at Temple. Brown, a talented recruiter, is the assistant head coach and works with the Bears cornerbacks.

He served his final four seasons at Temple under Rhule and defensive coordinator Phil Snow, coaching the Owls cornerbacks. He added the title of associate head coach prior to the 2016 season at TU.

In 2016, Brown helped former receiver Nate Hairston complete his transition to starting defensive back at Temple. Following his senior season, Hairston earned invites to the 2017 Senior Bowl and the NFL Combine.

In 2015, Brown's squad of corners was led by Tavon Young and Sean Chandler. Chandler was a second-team All-American Athletic Conference selection who totaled four interceptions and two touchdown returns. Young went on to be a fourth round draft pick by the Baltimore Ravens in the 2016 NFL Draft.

In 2014, Brown's unit shined due to the play of Young and Chandler. Young earned All-AAC honors with four interceptions and a conference-best 153 return yards. The secondary helped Temple's defense decrease passing yards allowed by more than 100 per game from the 2013 season (186.9 from 298.6). Passing touchdowns decreased from 24 to nine.

Brown was named a top recruiter in the AAC by Rivals.com in 2014, in part because of his recruitment of Chandler. The 2015 class included four-star recruit Kareem Ali from Timber Creek High School in Pennsauken, N.J.

Brown served as a defensive graduate assistant during the 2012 season, and he spent 2011 working as the assistant director of internal operations. He was in charge of player development and community service projects.

Prior to moving to the collegiate level at Temple, Brown coached the defensive backs at Paul VI High School in Haddonfield, N.J. The New Jersey native also worked as a football trainer at Nexxt Level Sports in 2009-10, training South Jersey athletes, and helped with several area summer camps.

Brown received his bachelor's degree in criminal justice from Western Carolina in 2006. Playing under assistant head coach Rhule, the team captain was a 2005 All-Southern Conference first-team honoree at cornerback for the Catamounts.

Following graduation, Brown had two short stays with the Cincinnati Bengals during the 2007 and 2008 seasons.

Brown was a three-time all-conference quarterback at Camden High School, setting a then-school record with 47 touchdown passes. He married his high school sweetheart, Teara, and they have two children, Francis Jr. and Brayden.

THE BROWN FILE

PERSONAL
Hometown: Camden, N.J.
Family: Wife: Teara; Sons: Francis Jr. and Brayden

EDUCATION
College: Western Carolina, 2006

PLAYING EXPERIENCE
Western Carolina (2002-05), cornerback
Cincinnati Bengals (2007-08), defensive back

COACHING EXPERIENCE

2010	Paul VI High School, defensive backs
2011	Temple, assistant director of internal operations
2012	Temple, graduate assistant
2013-15	Temple, defensive backs
2016	Temple, associate head coach/defensive backs
2017-	Baylor, assistant head coach/defensive backs

POSTSEASON EXPERIENCE

2011	Gildan New Mexico Bowl (coach, Temple)
2015	AAC Championship Game (coach, Temple)
2015	Boca Raton Bowl (coach, Temple)
2016	AAC Championship Game (coach, Temple)
2016	Military Bowl (coach, Temple)

COACHING STAFF

PHIL SNOW

DEFENSIVE COORDINATOR
CAL STATE HAYWARD, 1978

Phil Snow is in his second season as Baylor defensive coordinator. He arrived with head coach Matt Rhule following four seasons in the same role at Temple.

A veteran with 35 years of collegiate coaching experience, Snow has served as defensive coordinator at seven previous schools, among them UCLA, Washington, Arizona State and Boise State. He also coached four seasons in the NFL with the Detroit Lions.

He spent four seasons at Temple under Rhule, and his squad led the American Athletic Conference in defense in both 2015 and 2016. The 2016 defense ranked third nationally in total defense (allowing just 282.5 yards per game) and 11th in scoring (18.4 ppg) to help lead TU to an AAC championship and 10-4 record.

Snow's 2015 defense at Temple led the conference in most defensive categories, including rushing and scoring, and boasted his fifth first-team All-American in linebacker Tyler Matakevich.

The 2014 Owls' defense ranked fourth nationally in scoring (17.5 ppg, an improvement from 29.8 the previous season). Temple made 30 takeaways to rank among the top five programs nationally (including a nation-best 19 fumble recoveries). The unit allowed just 186.9 passing yards and nine touchdown passes on the season.

Prior to Temple, Snow spent three seasons as defensive coordinator and defensive backs coach at Eastern Michigan University.

Under Snow's guidance, EMU ranked 38th nationally and third in the Mid-American Conference passing defense in 2012, giving up just 212.75 yards per game. Senior linebacker Justin Cudworth and senior defensive end Andy Mulumba were second-team All-MAC honorees.

Snow orchestrated a major turnaround during the 2011 campaign, ranking 35th nationally and third in the MAC in total defense. The Eagles gave up 350.3 yards per game, an improvement of 103.8 yards per contest. In 12 games, the Eagles' defense allowed just 292 points for a total of 24.3 points per game.

From 2005 to 2008, Snow coached in the NFL with the Detroit Lions, where he mentored the linebackers.

Prior to his stint in the NFL, he coached at the University of Washington in 2003 as co-coordinator and in 2004 as defensive coordinator.

Snow spent two seasons as the defensive coordinator at UCLA, where he mentored current Baylor head coach Matt Rhule during the 2001 season. The Bruin defense led the Pac-10 in total defense in Snow's first season. The unit also finished the season ranked second in the league in rushing defense and scoring defense. In addition, linebacker Robert Thomas, a first round selection by the Rams in the 2002 NFL Draft, earned 2001 Pac-10 Defensive Player of the Year honors. Kenyon Coleman was the defensive winner of the Morris Trophy as the Pac-10's best lineman. The 2002 team participated in the Las Vegas Bowl.

Prior to UCLA, Snow spent nine seasons as the defensive coordinator at Arizona State and helped lead the Sun Devils to the 1996 Rose Bowl, 1997 Sun Bowl and 1999 and 2000 Aloha Bowls. The 1996 ASU squad finished fourth in the national polls, and Snow's defense ranked first in the conference in rushing defense (98.0), passing defense (104.2) and total defense (306.2). It held Nebraska scoreless in one game and limited opponents to fewer than 10 points in five games that season.

His defensive units ranked among the top three in scoring defense in the Pac-10 in three of his last five seasons at ASU. In 2000, the Sun Devils led the nation in fumbles recovered and ranked third in the country in turnovers created. The group was headlined by Pac-10 Defensive Player of the Year Adam Archuleta, and conference freshman of the year, Terrell Suggs.

Snow was defensive backs coach at California from 1987 to 1991. The 1990 and 1991 squads won the first back-to-back bowl games (Copper and Citrus) in school history. The 1991 team moved up as high as No. 6 nationally and played in the school's first New Year's Day bowl game in 33 years.

Prior to Cal, Snow was an assistant at Boise State from 1982 to 1986. He was a defensive backs coach in his first season at Boise before becoming the defensive coordinator in 1983 and holding that position through the 1986 season. In addition, he was the top assistant to the head coach from 1984 to 1986. His Boise State defense ranked sixth in the nation in 1986.

Snow took his first collegiate job at Laney College in 1979 as a defensive backs coach before taking over as the defensive coordinator in 1980 and 1981.

A 1978 graduate of Cal-State Hayward, Snow began his coaching career at the high school level, coaching at Berkeley (Calif.) High School in 1976 and at his high school alma mater, Winters (Calif.) High School, from 1977 to 1978.

The Woodland, Calif., native, earned his associate's degree at Sacramento City College in 1975 before completing his bachelor's at Cal-State Hayward. Snow and his wife, Debra, have two sons, Philip (a golf letterman at Nevada) and Jacob.

THE SNOW FILE

PERSONAL

Hometown: Woodland, Calif.
Family: Wife: Debra; Sons: Phillip and Jacob

EDUCATION

College: Cal State Hayward, 1978

PLAYING EXPERIENCE

Sacramento City College (1974-75), quarterback
Cal State Hayward (1977-78), quarterback

COACHING EXPERIENCE

1976	Berkeley High School, Head JV/Varsity defensive backs
1977-78	Winters High School, defensive backs
1979	Laney College, defensive backs
1980-81	Laney College, defensive coordinator
1982	Boise State, defensive backs
1983-86	Boise State, defensive coordinator
1987-91	California, defensive backs
1992-00	Arizona State, defensive coordinator
2001-02	UCLA, defensive coordinator
2003-04	Washington, defensive coordinator
2005	Detroit Lions, defensive assistant
2006-08	Detroit Lions, linebackers
2010-12	Eastern Michigan, defensive coordinator/defensive backs
2013-16	Temple, defensive coordinator/safeties
2017-	Baylor, defensive coordinator

POSTSEASON EXPERIENCE

1990	Copper Bowl (coach, California)
1991	Florida Citrus Bowl (coach, California)
1996	Rose Bowl (coach, Arizona State)
1997	Sun Bowl (coach, Arizona State)
1999	Aloha Bowl (coach, Arizona State)
2000	Aloha Bowl (coach, Arizona State)
2002	Las Vegas Bowl (coach, UCLA)
2015	AAC Championship Game (coach, Temple)
2015	Boca Raton Bowl (coach, Temple)
2016	AAC Championship Game (Coach, Temple)
2016	Military Bowl (coach, Temple)

COACHING STAFF

JEFF NIXON

CO-OFFENSIVE COORDINATOR / RUNNING BACKS
PENN STATE, 1998

Jeff Nixon is in his second season serving as Baylor's co-offensive coordinator and running backs coach. Nixon reunited at Baylor with head coach Matt Rhule, who he coached alongside at Temple in 2006.

Under his guidance, quarterback Charlie Brewer was named Baylor's second-ever Freshman Offensive Player of the Year.

A veteran offensive coach with NFL experience, Nixon spent the previous decade coaching at the professional level. He arrived at Baylor from the San Francisco 49ers, where he spent the 2016 season coaching the tight ends.

Previously, Nixon coached for five seasons with the Miami Dolphins, where he mentored the running backs from 2011 to 2015. Under Nixon's guidance, Lamar Miller led the team with 872 rushing yards and tied his career high with eight rushing touchdowns in 2015. Miller also set career highs in receptions (47), receiving yards (347) and touchdown receptions (two).

In 2014, the Dolphins ranked second in the NFL in average yards per carry (4.69). Miller eclipsed the 1,000-yard mark for the first time in his career, rushing for a career-high 1,099 yards, the most by a Dolphins running back since Ricky Williams rushed for 1,121 yards in 2009.

Nixon oversaw a running backs corps led by Miller, who paced the unit with 709 rushing yards in 2013. Daniel Thomas set a career-high with six total touchdowns (four rushing and two receiving).

In 2012, Nixon guided a unit that finished eighth in the AFC in rushing yards per game (112.6) and fourth in rushing touchdowns (15). In his first season with the Dolphins in 2011, Reggie Bush rushed for a career-high 1,086 yards while Thomas led all AFC rookie rushers with 581 yards.

Nixon joined the Dolphins after spending four seasons (2007-2010) as a member of the Philadelphia Eagles coaching staff, assisting special teams and offense, with a focus on the running back position. During his tenure with the Eagles, Nixon helped coach All-Pro running backs Brian Westbrook and LeSean McCoy, as well as All-Pro full back Leonard Weaver. Nixon also helped DeSean Jackson develop into an All-Pro punt returner during his tenure with the Eagles.

Prior to joining the Eagles, Nixon served as the running backs coach at Temple in 2006. From 2003 to 2005, Nixon coached at the University of Tennessee at Chattanooga, where he worked with the running backs and tight ends, and served as a special teams coordinator and recruiting coordinator. Under the tutelage of Nixon, running back Eldra Buckley developed into an All-American and went on to play five years in the NFL.

From 1999 to 2002, Nixon spent four seasons as the running backs coach at Shippensburg University. Nixon coached four all-conference running backs while at Shippensburg, including All-American and eventual Green Bay Packers Pro Bowl fullback John Kuhn.

Nixon coached at Princeton in 1998 as the school's running backs coach after beginning his coaching career in 1997 as a student assistant coach at Penn State.

A New Brighton, Pa., native, Nixon played running back for West Virginia in 1993 and 1994 before transferring to Penn State, where he earned spots on both the Dean's List and the Big Ten Conference All-Academic Team. He earned a degree in elementary education from Penn State in 1998 and a master's degree in education administration from Shippensburg in 2003.

THE NIXON FILE

PERSONAL

Hometown: New Brighton, Pa.
Family: Wife: Laura; Son: William; Daughters: Faith, Hope and Jasmine

EDUCATION

College: Penn State, 1998
Shippensburg, 2003

PLAYING EXPERIENCE

West Virginia (1993-94), running back
Penn State (1996), running back

COACHING EXPERIENCE

1997	Penn State, graduate assistant
1998	Princeton, running backs
1999-2002	Shippensburg, running backs
2003-05	Chattanooga, running backs/tight ends/special teams
2006	Temple, running backs/wide receivers
2007-10	Philadelphia Eagles, offensive/special teams assistant
2011-15	Miami Dolphins, running backs
2016	San Francisco 49ers, tight ends
2017-	Baylor, co-offensive coordinator/running backs

POSTSEASON EXPERIENCE

1993	Sugar Bowl (player, West Virginia)
1994	Carquest Bowl (player, West Virginia)
1996	Fiesta Bowl (player, Penn State)
1998	Outback Bowl (coach, Penn State)
2008	NFC Championship game (coach, Miami)
2009	NFC Wild Card (coach, Miami)
2010	NFC Wild Card (coach, Miami)

COACHING STAFF

GLENN THOMAS

CO-OFFENSIVE COORDINATOR / QUARTERBACKS
TEXAS TECH, 1998

Glenn Thomas is in his second season serving as Baylor's co-offensive coordinator and quarterbacks coach.

In Thomas' first season at Baylor in 2017, he tutored freshman quarterback Charlie Brewer to Big 12 Co-Freshman Offensive Player of the Year honors. It was just the second such award in program history.

Thomas, who spent the previous two seasons as Rhule's offensive coordinator and quarterbacks coach at Temple University, brings to Waco seven years of NFL coaching experience and 11 years of coaching in the state of Texas.

In two years at TU, one as quarterbacks coach and the second as offensive coordinator, Thomas helped the Owls win 20 games and capture the 2016 American Athletic Conference title. Under Thomas' direction in 2016, the offensive production increased 46.9 yards per contest (from 366.7 to 413.6) and 2.6 points per game (from 29.8 to 32.4). In his first season at Temple, Thomas mentored junior quarterback P.J. Walker as he threw for 3,295 yards and 22 touchdowns on 230-of-395 passing. In two seasons working with Walker, Thomas helped the signal caller become Temple's all-time leader in pass attempts (1,410), completions (803), passing yards (10,273), TD passes (72) and total offense (11,100).

Prior to his arrival at Temple, Thomas spent seven seasons in the NFL. He was the Atlanta Falcons quarterbacks coach for three seasons after four seasons as an offensive assistant. During his tenure in Atlanta, the Falcons offense was its most productive in franchise history, and quarterback Matt Ryan soared to new levels each season.

During the three seasons when Thomas guided Ryan, the former first round pick out of Boston College threw for more than 4,500 and 26 touchdowns in each season, earning Pro Bowl honors in 2013 and 2015. Ryan cemented himself as the best quarterback in franchise history, supplanting Steve Bartkowski with 28,166 career passing yards and 181 touchdowns. It was under Thomas that Ryan set career and franchise single-season highs in passing yards (4,719), touchdown passes (32) and completion percentage (68.6) in 2012.

Aside from his work with Ryan, while Thomas was in Atlanta the offense featured perennial All-Pros Roddy White and Julio Jones at wide receiver, Michael Turner at running back, and Tony Gonzalez, arguably the best tight end to play in the NFL.

From 2001-07, Thomas spent his coaching tenure at Midwestern State. As a graduate assistant coaching wide receivers from 2001-04, the Mustangs won the Lone Star North Division Championship in his first season. Thomas oversaw the school's passing game and quarterbacks in the 2004 campaign and helped guide MSU to its first NCAA playoff appearance in school history while recording an 8-3 record.

Thomas transformed Midwestern State's offense into a powerhouse while serving as offensive coordinator from 2005-07. In 2007, his offense led the entire NCAA in total offense (550.0 yards per game) and rushing yards per game (317.0).

Thomas found time to work with the Baltimore Ravens between seasons at Midwestern State. He was responsible for working with wide receivers (2002-03, 2005) and helped with Baltimore's quarterbacks. It was also in Baltimore where he was introduced to Falcons head coach Mike Smith. The two worked together during Smith's tenure with the Jacksonville Jaguars for one season (2004).

Following his graduation from Texas Tech, Thomas began his coaching career as a student assistant at his alma mater from 1998-2001.

A native of Eastland, Texas, Thomas and his wife, Felicia, have two sons, Hayden and Dylan.

THE THOMAS FILE

PERSONAL

Hometown: Eastland, Texas
Family: Wife: Felicia; Sons: Hayden and Dylan

EDUCATION

College: Texas Tech, 1998
Midwestern State, 2004

COACHING EXPERIENCE

1998-01	Texas Tech, student assistant
2001-04	Midwestern State, wide receivers
2005-07	Midwestern State, offensive coordinator
2008-11	Atlanta Falcons, offensive assistant
2012-14	Atlanta Falcons, quarterbacks
2015	Temple, quarterbacks
2016	Temple, offensive coordinator/quarterbacks
2017-	Baylor, co-offensive coordinator/quarterbacks

POSTSEASON EXPERIENCE

1998	Independence Bowl (coach, Texas Tech)
2000	GalleryFurniture.com Bowl (coach, Texas Tech)
2004	D-II Playoffs (coach, Midwestern State)
2006	D-II Playoffs (coach, Midwestern State)
2008	NFC Wild Card (coach, Atlanta)
2010	NFC Divisional (coach, Atlanta)
2011	NFC Wild Card (coach, Atlanta)
2012	NFC Championship Game (coach, Atlanta)
2015	AAC Championship Game (coach, Temple)
2015	Boca Raton Bowl (coach, Temple)
2016	AAC Championship Game (coach, Temple)
2016	Military Bowl (coach, Temple)

COACHING STAFF

SHAWN BELL

ASSISTANT COACH / OFFENSIVE LINE
BAYLOR, 2006

Former Baylor great **Shawn Bell** joined the football staff in December 2016. After serving as an offensive analyst in 2017, he was elevated to offensive line coach in March 2018.

The former record-setting Baylor quarterback returned to his alma mater following 10 seasons on the sidelines at the high school level, the last eight as head coach at Cedar Ridge, Magnolia West and Clifton.

Bell spent the 2016 season at Cedar Ridge High School, in Round Rock, Texas, where he was named District 13-6A Coach of the Year after leading the Raiders to an 11-1 mark and the school's first-ever district championship.

From 2010 to 2015, Bell was head coach at Magnolia West High School in Magnolia, Texas. He led the Mustangs to the postseason every year and compiled a six-year record of 44-27.

His first head coaching stint was in 2009 at Clifton (Texas) High School. In 2008, Bell worked under his father, central Texas coaching icon and long-time China Spring head coach Mark Bell, on the CSHS staff. He began his coaching career in 2007, working with the wide receivers at Stony Point High School in Round Rock.

Bell rewrote the passing records during his time as Baylor's quarterback from 2003-06, owning 28 school records at the conclusion of his career. His 5,666 career yards and 38 career touchdowns currently stand as the fifth most all-time at BU.

He was a 2006 All-Big 12 honorable mention selection following his senior season. Bell's legacy includes an unforgettable Baylor highlight when he threw consecutive completions to Dominique Zeigler for a touchdown and game-winning two-point conversion in overtime to defeat No. 16 Texas A&M, 35-34, in 2004 in only his third career start.

Bell also was a 2006 NFF National Honor Society selection, two-time Baylor Dean's list recipient, two-time first-team Academic All-Big 12 honoree and eight-time member of the Big 12 Commissioner's Honor Roll. He graduated in May 2006 with a degree in education and earned a master's degree in sports management in 2007.

A native of nearby China Spring, Bell was an all-state quarterback under his father at CSHS and finished his prep career ranked third all-time in Texas history with 8,437 passing yards. He and his wife, Hali, have two sons, Cannon and Braxton, and a daughter, Saydi.

THE BELL FILE

PERSONAL

Hometown: China Spring, Texas
Family: Wife: Hali; Sons: Cannon and Braxton; Daughter: Saydi

EDUCATION

College: Baylor, 2006 and 2007

COACHING EXPERIENCE

2007	Stony Point (Texas) High School, wide receivers coach
2008	China Spring (Texas) High School, assistant coach
2009	Clifton (Texas) High School, head coach
2010-15	Magnolia West (Texas) High School, head coach
2016	Cedar Ridge (Texas) High School, head coach
2017	Baylor, offensive analyst
2018-	Baylor, offensive line

COACHING STAFF

EVAN COOPER

ASSISTANT COACH / SECONDARY
TEMPLE, 2009

Evan Cooper is in his second season on the Baylor football staff, and is first as an on-field assistant coach working with the defensive secondary.

Prior to his promotion, Cooper held the title of director of player personnel during the 2017 season. Cooper served as Temple's director of player personnel during the 2015 and 2016 seasons under head coach Matt Rhule.

He spent six months in 2015 at the University of Miami with Al Golden. Prior to that he was a member of Rhule's initial staff as a defensive graduate assistant in 2013 and the director of external operations in 2014.

He spent two seasons as the defensive backs coach at Westminster Academy in Ft. Lauderdale, Fla., while working as a student advisor.

A four-year letterman for the Owls, Cooper received his degree in sport and recreation management from Temple in 2009.

He is married to the former Andisha Hoilett. The couple has a son, Evan III, and a daughter, Madison.

THE COOPER FILE

PERSONAL

Hometown: Delray Beach, Fla.
Family: Wife: Andisha; Son: Evan III; Daughter: Madison

EDUCATION

College: Temple, 2009

COACHING EXPERIENCE

2011-12	Westminster (Fla.) Academy, defensive backs coach
2013	Temple, graduate assistant
2014	Temple, director of external operations
2015	Miami (Fla.), assistant director of player personnel
2015-16	Temple, director of player personnel
2017	Baylor, director for player personnel
2018-	Baylor, secondary

POSTSEASON EXPERIENCE

2015	AAC Championship Game (staff, Temple)
2015	Boca Raton Bowl (staff, Temple)
2016	AAC Championship Game (staff, Temple)
2016	Military Bowl (staff, Temple)

COACHING STAFF

GEORGE DELEONE

SENIOR OFFENSIVE CONSULTANT

UCONN, 1970

George DeLeone is a 48-year coaching veteran in his second season at Baylor. DeLeone serves as the senior offensive consultant after coaching the Bears offensive line in 2017.

He came to Baylor after spending the 2016 season on Matt Rhule's staff at Temple, where he served as the run game coordinator and offensive line coach. He also coached at TU as offensive coordinator in 2006 and 2007, when Rhule moved from a defensive assistant to coach quarterbacks in 2007.

DeLeone, who has six years of experience coaching in the NFL, has spent 41 years on the college sidelines and coached in 14 bowl games, including the Fiesta, Orange, Peach and Sugar Bowls.

Prior to his second stint at Temple, DeLeone spent two seasons (2014-2015) with the Cleveland Browns coaching their offensive line. In 2015, the Browns had two Pro Bowl players, both offensive linemen, center Alex Mack and left tackle Joe Thomas.

DeLeone worked at his alma mater, UConn, from 2011–13, serving as the offensive coordinator and tight ends coach for the first two years before becoming associate head coach and offensive line coach in 2013.

From 2008 to 2010, DeLeone coached tight ends for the Miami Dolphins. Prior to those three seasons in the NFL, he spent two seasons as offensive coordinator at Temple.

In 2005, DeLeone served as the running game coordinator and offensive line coach at Ole Miss.

From 1985 to 2004, with the exception of one season in the NFL, DeLeone spent 19 years at Syracuse. He helped guide the Orange to 12 bowl games (8-3-1 record). While working with the offensive line at SU, five of his players were drafted by the NFL, and as offensive coordinator five players were named first-team All-Americans. SU won three BIG EAST Championships during DeLeone's tenure there (1996, 1998 and 2004).

DeLeone was SU's offensive coordinator for nine years (1987-96), and he built a pro-option attack that ranked as one of the most balanced and productive offenses in the country. In that span, SU earned eight bowl bids and had quarterbacks who ranked among the national leaders in passing every year and in the top six four times. In 1993, Marvin Graves re-wrote the quarterback's section of the SU record book, and DeLeone helped point former SU standout Donovan McNabb in the same direction.

In 2003, DeLeone's offense produced a 1,000-yard rusher for the fourth consecutive season. Walter Reyes gained 1,347 yards, the second-best single-season rushing total in Syracuse history. Reyes accumulated 1,135 yards in 2002, while James Mungro compiled 1,170 rushing yards in 2001, one year after Dee Brown amassed 1,031 yards in 2000.

Following a one-season stint coaching the offensive line for the San Diego Chargers in 1997, DeLeone returned to Syracuse as associate head coach and defensive coordinator in 1998 before becoming associate head coach, offensive coordinator and quarterbacks coach in 1999. For the next five years, DeLeone was associate head coach, offensive coordinator and offensive line coach.

DeLeone came to Syracuse from Holy Cross, where he was the offensive coordinator and offensive line coach for one season in 1984. Prior to Holy Cross, he spent four seasons at Rutgers coaching under Frank Burns from 1980-83. He moved to RU as the defensive line coach in 1980, became defensive coordinator and linebackers coach for two seasons, and moved to offensive line and special teams coach for his final year.

The New Haven, Conn., native began his coaching career at Southern Connecticut in 1970 as an offensive line coach. The 1970 Owls were the Eastern Football Conference Champions. He was promoted to head coach in 1976, a spot DeLeone held through 1979 before moving to the Division I level at Rutgers.

DeLeone graduated from UConn in 1970 with a degree in physical education and earned a master's degree in physical education from Southern Connecticut in 1971. He is a graduate of Fairfield Prep (Conn.) High School. He is the father of two sons, Andy and Mark, and is married to the former Barbara Tringali.

THE DELEONE FILE

PERSONAL

Hometown: New Haven, Conn.
Family: Wife: Barbara; Sons: Andy and Mark

EDUCATION

College: Connecticut, 1970
Southern Connecticut, 1971

COACHING EXPERIENCE

1970-75	Southern Connecticut, offensive line
1976-79	Southern Connecticut, head coach
1980	Rutgers, defensive line
1981-82	Rutgers, defensive coordinator/linebackers
1983	Rutgers, offensive line/special teams
1984	Holy Cross, offensive coordinator/offensive line
1985-86	Syracuse, offensive line
1987-96	Syracuse, offensive coordinator/offensive line
1997	San Diego Chargers, offensive line
1998	Syracuse, defensive coordinator
1999	Syracuse, associate head coach/offensive coordinator/quarterbacks
2000-04	Syracuse, associate head coach/offensive coordinator/offensive line
2005	Ole Miss, running game coordinator/offensive line
2006	Temple, offensive coordinator/quarterbacks
2007	Temple, offensive coordinator/offensive line
2008-10	Miami Dolphins, tight ends
2011-12	UConn, offensive coordinator/tight ends
2013	UConn, associate head coach/offensive line
2014-15	Cleveland Browns, offensive line
2016	Temple, run game coordinator/offensive line
2017	Baylor, offensive line
2018-	Baylor, senior offensive consultant

POSTSEASON EXPERIENCE

1985	Cherry Bowl (coach, Syracuse)
1987	Sugar Bowl (coach, Syracuse)
1988	Hall of Fame Bowl (coach, Syracuse)
1989	Peach Bowl (coach, Syracuse)
1990	Aloha Bowl (coach, Syracuse)
1991	Hall of Fame Bowl (coach, Syracuse)
1992	Fiesta Bowl (coach, Syracuse)
1995	Gator Bowl (coach, Syracuse)
1996	Liberty Bowl (coach, Syracuse)
1998	Orange Bowl (coach, Syracuse)
1999	Music City Bowl (coach, Syracuse)
2008	AFC Wild Card (coach, Miami)
2016	AAC Championship Game (coach, Temple)
2016	Military Bowl (coach, Temple)

COACHING STAFF

FRISMAN JACKSON

ASSISTANT COACH / WIDE RECEIVERS
WESTERN ILLINOIS, 2004

Frisman Jackson is a veteran NFL player and coach in his first season on Matt Rhule's staff at Baylor. Jackson works with the Bears wide receivers.

Jackson spent the 2017 season as the wide receivers coach with the Tennessee Titans as they advanced to the AFC Divisional Round. Under his tutelage, Titans receivers Eric Decker and Rishard Matthews both recorded 50-plus receptions on the season.

From 2015-16, Jackson worked under Rhule as wide receivers coach and passing game coordinator at Temple as the Owls made consecutive bowl trips and won the 2016 AAC Championship. Two of his Temple receivers have spent time on NFL rosters.

Jackson spent two seasons coaching the wide receivers at North Carolina State before his time at Temple. He also had stops as the wide receivers coach at Northern Illinois (2012), Akron (2010-11) and Western Illinois (2008-09).

With Northern Illinois, wide receiver Martel Moore earned All-MAC honors with 1,083 yards, and at Western Illinois, wide receiver Lito Senatus finished in the top 30 in the FCS in receptions. At Northern Illinois both Tommylee Lewis and Da'Ron Brown spent time in the NFL after their time with the Huskies.

As a player, Jackson spent four seasons from 2002-05 in the NFL as a wide receiver for the Cleveland Browns. He totaled 34 games played, 40 receptions, 490 yards and one touchdown during his NFL career. He entered the NFL as a free agent after finishing his college career at Western Illinois in 2001. He played his first three collegiate seasons at North Illinois from 1997-99.

A native of Chicago, Ill., Jackson and his wife, Lindsey, have a daughter, Anya, and a son, Forrest.

THE JACKSON FILE

PERSONAL

Hometown: Chicago, Ill.
Family: Wife: Lindsey; Daughter: Anya; Son: Forrest

EDUCATION

College: Western Illinois, 2004 and 2010

PLAYING EXPERIENCE

Northern Illinois (1997-99), quarterback
Western Illinois (2000-01), quarterback/wide receiver
Cleveland Browns (2002-06), wide receiver
New York Jets (2007), wide receiver

COACHING EXPERIENCE

2008-09	Western Illinois, wide receivers
2010-11	Akron, wide receivers
2012	Northern Illinois, wide receivers
2013-14	North Carolina St., wide receivers
2015-16	Temple, wide receivers/passing game coordinator
2017	Tennessee Titans, wide receivers
2018-	Baylor, wide receivers

POSTSEASON EXPERIENCE

2000	NCAA Division-IAA Playoffs (player, Western Illinois)
2002	AFC Wild Card (player, Cleveland)
2012	MAC Championship Game (coach, Northern Illinois)
2013	Orange Bowl (coach, Northern Illinois)
2014	St. Petersburg Bowl (coach, North Carolina St.)
2015	AAC Championship Game (coach, Temple)
2015	Boca Raton Bowl (coach, Temple)
2016	AAC Championship Game (coach, Temple)
2016	Military Bowl (coach, Temple)
2017	AFC Divisional (coach, Tennessee)

COACHING STAFF

JOEY MCGUIRE

ASSISTANT COACH / TIGHT ENDS
UTA, 1995

Joey McGuire is in his second season on the Baylor coaching staff, where he works with tight ends.

McGuire came to BU after a legendary run as head coach at Cedar Hill (Texas) High School. He led CHHS to three state championships in 14 seasons, including back-to-back titles in 2013 and 2014. He took Cedar Hill, a program that hadn't won a playoff game prior to his tenure, to 12 straight playoff appearances.

McGuire's teams amassed a 141-42 record, won state titles in 2006, 2013 and 2014, made four title appearances (runner-up in 2012), won nine bi-district championships and seven district championships.

McGuire was named the 2013 Texas Coach of the Year by MaxPreps, Dallas Morning News SportsDayHS and Chevy Silverado after leading Cedar Hill to the Class 5A state title. He earned Class 5A Coach of the Year honors in 2013 by the TSWA, Dave Campbell's Texas Football, NFF Dallas Club and the Padilla Poll, and he repeated in the 2014 Padilla Poll. In 2006, he was honored by the Dallas Cowboys as the Coach of the Year.

A two-time district coach of the year honoree (2005-06), he has coached in all but two Under Armour All-American games and was a head coach of the 2013 Semper Fidelis All-American Bowl. He served as head coach for the north in the 2014 THSCA All-Star Football Game.

McGuire was promoted to head coach at Cedar Hill prior to the 2003 season and took over a program that had gone eight years without a winning season. From 1997 to 2002, he served as an assistant at CHHS.

Prior to CHHS, McGuire began his coaching career at his alma mater, Crowley (Texas) High School, where he spent two seasons (1995-96) as an assistant. He earned his bachelor's degree in 1995 from the University of Texas at Arlington in 1995.

McGuire and his wife, Debbie, have two children, daughter Raegan and son Garret. Garret was a quarterback at Cedar Hill and is a walk-on at Baylor.

THE MCGUIRE FILE

PERSONAL

Hometown: Crowley, Texas
Family: Wife: Debbie; Daughter: Raegan; Son: Garret

EDUCATION

College: UT Arlington, 1995

COACHING EXPERIENCE

1994-96 Crowley High School, assistant coach
1997-2002 Cedar Hill High School, assistant coach
2003-2016 Cedar Hill High School, head coach
2017- Baylor, tight ends

POSTSEASON EXPERIENCE

2006 Texas HS State Championship (head coach, Cedar Hill)
2012 Texas HS State Runner-Up (head coach, Cedar Hill)
2013 Texas HS State Championship (head coach, Cedar Hill)
2014 Texas HS State Championship (head coach, Cedar Hill)

COACHING STAFF

FRANK OKAM

ASSISTANT COACH / DEFENSIVE LINE
TEXAS, 2007

Frank Okam is in his first season on the Baylor coaching staff, where he works with the defensive line.

A former All-American and six-year NFL veteran, Okam (OH-cam) came to Baylor following a four-year stint at Rice from 2014-17, the last two seasons as defensive line coach.

Under Okam's leadership in 2017, Rice defensive end Brian Womac was a first team all-conference selection, set a school record with 22 tackles for loss and led Conference USA in tackles for a loss and sacks. Additionally, defensive tackle Roe Wilkins was honorable mention All-Conference USA after posting 6.5 sacks and 8.5 tackles for loss.

Okam was promoted to defensive line coach at Rice prior to the 2016 season after spending two years as a graduate assistant with the Owls.

Okam was drafted in the fifth round of the 2008 NFL Draft by the Houston Texans, where he played for three seasons from 2008-10. He also saw time with Seattle (2010) and Tampa Bay (2010-12). He finished his career with the New York Giants in 2013.

A four-year letterman at defensive tackle at Texas, Okam was a freshman All-American in 2004 and a two-time All-Big 12 honoree for the Longhorns. In 2005, he helped Texas to both Big 12 and BCS National Championships. He earned his degree from Texas in 2007 and a master's degree from Rice in 2017.

Okam, a native of Pine Bluff, Ark., graduated from Lake Highlands High School in Dallas. While at Lake Highlands, he was a Parade and US Army All-American.

THE OKAM FILE

PERSONAL
Hometown: Pine Bluff, Ark.

EDUCATION
College: Texas, 2007
Rice, 2017

PLAYING EXPERIENCE
Texas (2004-07), defensive tackle
Houston Texans (2008-10), defensive tackle
Seattle Seahawks (2010), defensive tackle
Tampa Bay Buccaneers (2010-12), defensive tackle
New York Giants (2013), defensive tackle

COACHING EXPERIENCE

2014-15	Rice, graduate assistant
2016-17	Rice, defensive line
2018-	Baylor, defensive line

POSTSEASON EXPERIENCE

2005	Rose Bowl (player, Texas)
2005	Big 12 Championship Game (player, Texas)
2006	Rose Bowl/BCS National Championship Game (player, Texas)
2006	Alamo Bowl (player, Texas)
2007	Holiday Bowl (player, Texas)
2014	Hawaii Bowl (coach, Rice)

COACHING STAFF

MIKE SIRAVO

ASSISTANT COACH / LINEBACKERS / RECRUITING COORDINATOR
BOSTON COLLEGE, 1998

Mike Siravo is in his second season at Baylor since arriving with head coach Matt Rhule following four seasons at Temple. Siravo guides BU's linebacker corps and serves as the recruiting coordinator.

Siravo served his final four seasons at Temple coaching the linebackers under Rhule and defensive coordinator Phil Snow. He previously spent one season (2006) at Temple under then-head coach Al Golden as recruiting coordinator and linebackers coach.

He coached linebackers for the Owls and served as defensive run coordinator and recruiting coordinator during the American Athletic Conference championship season in 2016. Linebackers Avery Williams and Stephaun Marshall both earned 2016 All-AAC honors and Siravo was named the 2016 national linebackers coach of the year by FootballScoop.

Siravo coached two-time All-American and 2015 Bednarik Award and Nagurski Trophy winner Tyler Matakevich, who also won AAC Defensive Player of the Year honors.

Prior to returning to Temple, Siravo spent six years (2007-12) at Boston College as defensive backs coach and recruiting coordinator. He coached a secondary that helped three B.C. defenses rank in the top 10 nationally in interceptions: 2007 (second, 25), 2008 (first, 26) and 2010 (eighth, 20).

In 2007, Siravo was part of a staff that led Boston College to an 11-3 record and No. 10 final AP ranking. The Eagles ranked second nationally with 25 interceptions. He mentored free safety Jamie Silva, a consensus first-team All-American and Jim Thorpe Award finalist.

During his one-year stint at Temple in 2006, Siravo coordinated the Owls' recruiting class ranked No. 1 in the Mid-American Conference that included future NFL players Steve Maneri and Andre Neblett.

He coached linebackers and served as recruiting coordinator at Columbia from 2003 to 2005.

Siravo began his career as a graduate assistant at Boston College from 1998 to 2000. The former walk-on earned a scholarship and lettered two years at linebacker under head coaches Dan Henning and Tom O'Brien. He earned Academic All-Big East honors as a senior.

A Pawtucket, R.I., native, Siravo earned a bachelor's degree in history from Boston College in 1998. He also earned a master's degree from his alma mater in administrative studies of business in 2000. He and his wife, Alison, are the parents of three children, William, Evelyn and Henry.

THE SIRAVO FILE

PERSONAL

Hometown: Pawtucket, R.I.
Family: Wife: Alison; Sons: William and Henry; Daughter: Evelyn

EDUCATION

College: Boston College, 1998 and 2000

PLAYING EXPERIENCE

Boston College (1995-97), linebacker

COACHING EXPERIENCE

1998-2000	Boston College, graduate assistant
2003-05	Columbia, linebackers/recruiting coordinator
2006	Temple, linebackers/recruiting coordinator
2007-12	Boston College, defensive backs/recruiting coordinator
2013-15	Temple, linebackers
2016	Temple, passing game coordinator/linebackers/recruiting coordinator
2017-	Baylor, linebackers/recruiting coordinator

POSTSEASON EXPERIENCE

1999	Insight.com Bowl (coach, Boston College)
2000	Aloha Bowl (coach, Boston College)
2007	Champs Sports Bowl (coach, Boston College)
2008	Music City Bowl (coach, Boston College)
2009	Emerald Bowl (coach, Boston College)
2010	Kraft Fight Hunger Bowl (coach, Boston College)
2015	AAC Championship Game (coach, Temple)
2015	Boca Raton Bowl (coach, Temple)
2016	AAC Championship Game (coach, Temple)
2016	Military Bowl (coach, Temple)

SUPPORT STAFF

ANDREW ALTHOFF
ASSISTANT AD FOR SPORTS PERFORMANCE
LORAS COLLEGE, 2006

Andrew Althoff joined the Baylor University staff in February 2009 as Assistant Director of Olympic Sports. Currently, he serves as Assistant Athletics Director for Sports Performance integrating the physical, psychological and social aspects of student-athletes' performance into a practical approach. Althoff also works as a performance coach with the football team.

Althoff came from Valdosta State University where he designed and implemented programs for numerous sports including football, which won the national championship in 2007.

Prior to Valdosta State, Althoff was at Loras College. At completion of his collegiate athletic career with football, he became a student coach. There Althoff worked with strength and conditioning, as well as football. He also interned, during summer 2006, at University of Iowa working with the strength and conditioning program for Olympic sports.

He currently holds a masters in education from Valdosta State University and a bachelors degree in sports science with minors in biology and coaching from Loras College. Additionally, he has certifications from the National Strength and Conditioning Association, The Collegiate Strength and Conditioning Coaches Association, USA Weightlifting and is Functional Movement Certified.

Althoff resides in Waco with his wife Chrissie and three sons Tucker, Joel, and Eli.

JARRED ALWAN
GRADUATE ASSISTANT COACH
TEMPLE, 2016

Jarred Alwan joined the Baylor football staff in June 2017. He serves as a defensive graduate assistant.

A native of Cherry Hill, N.J., Alwan was a four-year letterman for Temple at linebacker. He helped the Owls to a 2016 American Athletic Conference championship under head coach Matt Rhule. He played in 50 games in his career with 28 starts. He finished his Temple career with 200 tackles, 44 tackles for loss and 4.5 sacks.

Alwan earned his bachelor's degree from Temple in 2016.

KIRK BRYANT
GRADUATE ASSISTANT COACH
MISSISSIPPI COLLEGE, 2015

Kirk Bryant joined the Baylor football staff in May 2017. He serves as an offensive graduate assistant.

Prior to moving to Baylor, Bryant spent the 2016 season as wide receivers coach and director of operations at East Texas Baptist University. Before ETBU, he served as running backs coach for one season at Mississippi College in 2015.

A native of Bullard, Texas, Bryant played wide receiver and special teams four seasons at Mississippi College. He led Mississippi College in receiving his senior year while scoring one touchdown.

Bryant earned his bachelor's degree from Mississippi College in 2015. He was a member of both the American Southwest Conference All-Academic team and Gulf South Conference Academic Honor Roll during his career.

COREY CAMPBELL
ATHLETICS PERFORMANCE COACH
GEORGIA, 2013

Corey Campbell joined the Baylor staff in April 2017. He serves as an athletics performance coach with the football program.

Campbell enjoyed a brief stint as assistant director of football strength and conditioning at Purdue University prior to moving to Baylor. He spent the 2016 season at Cincinnati, where he worked with the football, cheerleading and golf programs. While with the Bearcats, Campbell assisted with the overall design and coaching of performance training for the football program, and oversaw the internship program.

Prior to Cincinnati, Campbell spent time as a strength and conditioning graduate assistant at Georgia College and as an intern at the University of Georgia.

A two-year letter winner as a fullback and special teams standout at Georgia, Campbell played four seasons (2010-13) for the Bulldogs and was named a game captain four times during his senior year. The Bulldogs went 36-18 during his career and made four bowl appearances.

Campbell graduated from Georgia in 2013 with a bachelor's degree in biological science and earned a master's degree in kinesiology from Georgia College in 2016.

SUPPORT STAFF

JOSH COCHRAN
GRADUATE ASSISTANT COACH
TEXAS, 2014

Josh Cochran joined the Baylor football staff in February 2017. He serves as an offensive graduate assistant.

Cochran spent one season in 2016 as offensive line coach and run game coordinator at East Texas Baptist University. He worked during the 2015 season as offensive line coach at Lindale (Texas) High School.

Cochran spent the 2014 season as a student assistant coach at the University of Texas under offensive line coach Joe Wickline and offensive coordinator Shawn Watson.

A three-year letterman on the offensive line at the University of Texas, Cochran was a freshman All-American in 2011. He played in 31 games with 23 starts before being forced to retire in 2013 due to injury. He was an Academic All-Big 12 first team selection and a four-time member of the Big 12 Commissioner's Honor Roll.

A former high school All-American, Cochran is a native of Hallsville, Texas. He earned his bachelor's degree from the University of Texas in 2015.

JAKE COX
ASSOCIATE DIRECTOR OF ATHLETICS PERFORMANCE
KANSAS, 2008

Jake Cox joined the Baylor staff in January 2017. He serves as associate director for athletic performance with the football program.

Prior to Baylor, Cox spent three seasons as the head football strength and conditioning coach at Villanova from 2014-16. At Villanova, he oversaw all aspects of the Howie Long Sports Performance Center, while directing strength and conditioning for football, including strength training, speed, agility, conditioning, flexibility, mobility, soft tissue work and nutrition.

Cox moved to Villanova after a one-year stint at Temple in 2013, where he worked under head strength and conditioning coach Jeremy Scott and head coach Matt Rhule. He coached the Owl football team in strength, speed and metabolic conditioning methods.

From 2011 to 2013, Cox was the director of nutrition and assistant strength and conditioning coach at Colorado. His first full-time position was at Akron from 2010-2011, where he served as an assistant strength and conditioning coach. Before his position at Akron, Cox was a strength and conditioning graduate assistant at Stephen F. Austin from 2008-2010. He has also held internships at Iowa, Baylor, Mid-America Nazarene and Kansas.

After playing two years at Iowa Central Community College, Cox transferred to Kansas where he was a two-year letterman on the offensive line from 2005-06. Cox graduated from Kansas in 2008 with a bachelor's degree in health. He earned a master's degree in kinesiology from Stephen F. Austin in 2010. Cox is married to the former Jennifer Himmelsbach.

MATTHEW DELGADO
DIRECTOR OF FOOTBALL TECHNOLOGY
SAN JOSE STATE, 2010

Matthew Delgado joined the Baylor football staff in January 2017. He serves as director of football technology.

Delgado came to Baylor from Temple, where he served as video coordinator on head coach Matt Rhule's staff from 2014-16. In that capacity, he coordinated all practice and game tape for the coaching staff, broke down opponent film, oversaw the video library and created video highlights for internal and external use.

Delgado joined the Owls after a three year stint with the University of New Hampshire where he was the director of video operations as well as their NFL/Pro liaison. Prior to his time at UNH, he worked in player personal and was responsible for video operations for the San Jose SaberCats of the Arena Football League.

The Cupertino, Calif., native graduated from San Jose State in May of 2010 with a degree in communications. While at SJSU, Delgado got his start in football interning for the San Francisco 49ers where he worked on draft and other film evaluations for their football operations department.

Delgado is married to the former Meghan Millar.

ROB DVORACEK
DEFENSIVE QUALITY CONTROL
TEMPLE, 2015

Rob Dvoracek joined the Baylor football staff in January 2017. He serves as a defensive quality control coach.

Dvoracek worked as a student assistant coach at Temple University in 2016 under head coach Matt Rhule. It was his third season on the staff and fifth with the football program. Dvoracek was a two-year letterwinner for the Owls in 2012-13 before suffering a career-ending injury and transitioning into coach.

The Allentown, Pa., native attended Parkland High where he was a standout at both fullback and linebacker. He was a two-time conference All-Academic honoree before earning his bachelor's degree in adult and organizational development from Temple in 2015. He completed a master's degree in educational leadership at Temple in 2017.

SUPPORT STAFF

SAMANTHA DIAMOND

ASSOCIATE DIRECTOR OF FOOTBALL ADMINISTRATION
TEMPLE, 2011

Samantha Diamond joined the Baylor football staff in January 2017. She serves as associate director of football administration.

Diamond spent four years working in the Temple athletic department and three years with the football program. Her final season at Temple in 2016, she served as the coordinator of football staff scheduling and special events/external camp liaison assisting in all matters related to scheduling and special events for the head football coach and staff. Her main responsibilities included coordination, securing availability, execution and scheduling of the various obligations required by the coaching staff as it pertains to interactions with Alumni Relations, the Office of the President, Board of Trustees, Advancement/Owl Club, various colleges on campus and Athletic Administration.

From 2015-16, Diamond served as the coordinator of football administration, responsible for managing the team's recruiting database. Diamond moved to Temple football after serving as a sports psychologist for the Temple volleyball team.

Prior to working with Temple volleyball, Diamond spent six months as a mental conditioning coach at IMG Academy in Bradenton, Fla., serving over 1,000 student-athletes and campers.

Diamond earned a bachelor's degree in psychology from Temple in 2011, a master's degree in exercise science and sport psychology from Ithaca College in 2014, and a master's degree in education from Temple in 2016.

JAMES HEISS

ASST. ATHLETICS PERFORMANCE COACH
IUP, 2014

James Heiss joined the Baylor Family in July 2017. He currently serves as an assistant athletic performance coach with the football program.

Prior to joining the Baylor staff, Heiss was a graduate assistant strength and conditioning coach at Akron from 2016-17 working with the football program.

He was an assistant strength and conditioning coach at Duquesne University in Pittsburgh, Penn. From 2015-16. Heiss also completed internships at Robert Morris (2014-15) and Pittsburgh (2014).

A native of Pittsburgh, Heiss graduated from Indiana University of Pennsylvania in 2014, where he also played football from 2011-13.

Prior to competing at IUP, Heiss was a member of the Akron football program from 2009-10. He completed a master's degree from Akron in 2017. He holds NSCA-CSCS certification.

MORGAN FLEMING

ASSISTANT TO THE HEAD FOOTBALL COACH
WAKE FOREST, 2013

Morgan Fleming joined the Baylor football staff in March 2018. She originally joined the Baylor athletics staff in August 2016.

A native of Peoria, Ill., Fleming worked from 2016-18 as a member of Baylor's marketing and fan engagement staffs serving in a lead role with men's basketball, women's soccer and softball.

Prior to moving to Waco, Fleming served as assistant director of marketing at Army from 2013-16. While at the U.S. Military Academy, men's and women's basketball were her primary focus with support roles related to football and hockey.

A 2013 graduate of Wake Forest, Fleming completed internships in marketing and athletic communications while completing her undergraduate degree in communication.

ERIC JOSEPHS

DIRECTOR OF PLAYER PERSONNEL
WISCONSIN, 2011

Eric Josephs joined the Baylor football staff in March 2018. He currently serves as director of player personnel.

Josephs came to Baylor following a two-year stint as Director of Recruiting with the football program at Tennessee from 2016-18. While on Rocky Top, Josephs helped the Vols secure the nation's No. 15 ranked recruiting class in 2017 according to Rivals and ESPN and a top-20 class in 2018.

Prior to his stint at Tennessee, Josephs spent three years at the University of Miami (Fla.) from 2013-15 including his final season in 2015 as Director of Player Personnel under head coach Al Golden.

As Miami's Director of Player Personnel he was responsible for the identification, selection, organization and flow charts of prospective recruits.

He spent 2012 as an intern with the Philadelphia Eagles, where he evaluated free agents and the defensive line, and assisted in the preparation of advance team reports for the scouting department.

Josephs also completed internships with the Dallas Cowboys, New England Patriots and Buffalo Bills.

A native of Teaneck, N.J., Josephs graduated from Wisconsin in 2011 with a degree in management.

SUPPORT STAFF

KEVIN KROBOTH

ATHLETICS PERFORMANCE COACH
TEMPLE, 2012

Kevin Kroboth joined the Baylor staff in January 2017. He serves as an athletics performance coach with the Baylor football program.

Kroboth came to Baylor after five seasons at his alma mater Temple working under the direction of Baylor director of athletic performance Jeremy Scott. His final two years (2015-16) he served as assistant strength and conditioning coach after three years as a graduate assistant.

The Temple football letterman was a member of two bowl teams with the Owls and a member of the school's all-time winningest senior class. A 2011 third-team All-Mid-American Conference honoree at safety, Kroboth started all 13 games as a senior, one of only nine Owls to start every game. He finished the 2011 season second in tackling with 76 stops, a team-best seven break-ups and three interceptions. Kroboth played in the 2011 Casino Del Sol All-Star Game following his senior season. He was named the team's 2008 Special Teams MVP as a true freshman.

Kroboth began his football playing career at Nazareth (Pa.) High School, playing quarterback and safety for the Blue Eagles. The team captain finished his prep career with 692 rushing yards and six touchdowns. A two-time All-Lehigh Valley Conference selection, Kroboth played in the McDonald's All-Star Classic.

The Nazareth, Pa., native earned a both bachelors and master's degrees from Temple. He is married to the former Amber Corbo. The couple has a daughter, Harper Grace.

MATT KUEHL

ATHLETICS TRAINER
MINNESOTA, 2007

Matt Kuehl joined the Baylor staff in August 2017. He serves as an athletics trainer with the football program.

Prior to moving to Baylor, Kuehl spent three seasons at Northern Illinois as the head football athletic trainer from 2014-17. Kuehl also served on the athletic training staff at Kansas from 2010-14.

Kuehl worked as a graduate assistant athletic trainer at Arizona State from 2007-09 and spent one year as a seasonal intern with the New England Patriots in 2009-10.

Kuehl earned a bachelor's degree from Minnesota State-Mankato in 2007 and a master's degree from A.T. Still University in Mesa, Ariz. He was born in Denver, Colo. and played football and wrestled at Luther Preparatory School in Watertown, Wis.

A native of Hartland, Wisc., Kuehl is married to the former Emily Thomas.

MATT LOMBARDI

OFFENSIVE QUALITY CONTROL
DELAWARE, 2013

Matt Lombardi joined the Baylor football staff in February 2017. He serves as a quality control coach on the offensive side of the ball.

Lombardi moved to Baylor after spending three seasons from 2014-16 on the football staff at Louisville. He worked as a graduate assistant with the Cardinals coaching tight ends for two seasons from 2015-16. Lombardi spent his first season at Louisville in 2014 as a special teams quality control assistant.

He spent the 2013 season as a scouting intern with the Cleveland Browns.

His father, Michael, spent three decades working in the NFL including a stint as general manager of the Cleveland Browns from 2013-14. He is currently a football analyst for The Ringer. Lombardi's brother, Mick, is an assistant coach with the New York Jets.

Lombardi graduated from Delaware in 2013. He is married to the former Julie Levites. The couple has a son, Leo.

BOBBY MAFFEI

DEFENSIVE QUALITY CONTROL
NEBRASKA, 2011

Bobby Maffei joined the Baylor football staff in January 2017. He serves as a defensive quality control coach.

Maffei came to Baylor after spending the 2016 season as the cornerbacks coach at Tennessee Tech. Under the guidance of Maffei at TTU, Maleek Hall finished the season with 30 tackles, 10 breakups, two interceptions and one sack. His cornerback group finished with 30 combined PBUs.

Maffei also served as director of community outreach during his stint at Tennessee Tech. During that time, the Golden Eagles completed more than 1,000 hours of community service.

Previously he spent two seasons (2014-2015) on Matt Rhule's staff at Temple as a graduate assistant working with the defense and special teams.

Maffei moved to Temple from Pace University where he was a wide receivers coach and recruiting coordinator in 2014.

Prior to his appointment at Pace, he spent three seasons at Central Connecticut State in a variety of roles. He began as director of football operations where he organized team travel, directed summer camps, and organized recruiting visits. In 2011, along with his operations role he handled quality control for the defense.

In 2012, he became the wide receivers coach and in 2013 added the responsibility of special teams coordinator. Under Maffei's tutelage, Deven Baker earned a training camp spot with the Oakland Raiders in 2012. In 2013, Tyrell Holmes was named to the All-Northeast Conference team at receiver and Rob Hollomon led the NEC in kick-off returns at 29.6 ypr – a total that ranked 10th nationally.

The Trumbull, Conn., native, began his coaching career as a student assistant at Nebraska. He graduated from Nebraska in 2011 with a bachelor's degree in educational and human sciences. He completed a master's degree in educational leadership at Temple in 2016.

SUPPORT STAFF

SEAN PADDEN

ASSOCIATE AD FOR FOOTBALL OPERATIONS
CATHOLIC UNIVERSITY, 1997

Sean Padden joined the Baylor football program in December 2016. He serves on head coach Matt Rhule's staff as associate athletics director for football operations.

Padden spent 2015-16 at Temple as the associate athletics director and chief of staff for director of athletics Pat Kraft and served as sport administrator for football after two seasons with the director of operations title.

Padden returned to collegiate football in 2013 after an eight-year stint in the corporate world. Prior to that he volunteered as the defensive line coach at Monsignor Bonner High School in Drexel Hill, Pa. during the 2012 season. He was a volunteer coach for the West Philly Tarheels youth football team from 2008-10.

Padden served as the defensive line coach at Fordham University during the 2002-2003 seasons. Prior to Fordham, Padden spent two seasons from 2001-02 on the Columbia staff as the outside linebackers coach, winning a Patriot League championship in 2002.

His coaching career began at Albright College, where Padden coached the defensive line for two seasons from 1997-98, working with Rhule who coached the linebackers in 1998. Padden moved to the University of Albany for two seasons, one as the defensive tackles coach and one as wide receivers coach.

A three-year letterman for Catholic University, Padden won the scout team player of the year award as a junior in 1995. He graduated with a bachelor's degree in accounting in 1997 and served as a student assistant for the Cardinals in 1998.

A Norristown, Pa., native, Padden earned a master's degree in higher education administration from Albany in 2005.

ROBERT PEREZ

ASSOCIATE DIRECTOR OF FOOTBALL TECHNOLOGY
BAYLOR, 2010

Robert Perez joined the Baylor staff in October 2010. He currently serves as associate director of football technology.

Perez was hired full-time as video coordinator during the 2010 season. Prior to his promotion, he worked as a student assistant on the football video staff from 2005-09.

A native of Angleton, Texas, Perez earned a bachelor's degree from Baylor in 2010.

RYAN ROSS

ASSISTANT DIRECTOR OF REHAB. SERVICES
UT-CHATTANOOGA, 2009

Ryan Ross joined the Baylor staff in January 2018. He currently serves as assistant director of rehabilitation services.

Prior to his appointment with the Bears, Ross completed year-long internships with the Denver Broncos during the 2016 and 2017 seasons. He was also a summer intern with the franchise in 2015.

Ross also worked four years as a physical therapist in Chattanooga, Tennessee from 2012-16.

A native of Jackson, Tenn., he earned a doctorate of physical therapy (DPT) from the University of Tennessee at Chattanooga in 2012, a masters in athletic training in 2016 from the University of Tennessee at Chattanooga, and he completed his undergraduate degree in Movement Science from the University of Tennessee at Chattanooga in 2009.

Ross is certified as a DPT, is a certified athletic trainer, and holds NASM-CES and NSCA-CSCS certifications.

MARCUS SATTERFIELD

DIRECTOR OF RECRUITING
EAST TENNESSEE ST., 1999

Marcus Satterfield joined the Baylor football staff in April 2018. He serves as director of recruiting.

A former assistant under head coach Matt Rhule at Temple, Satterfield joined the Bears staff from East Tennessee State where he served as offensive coordinator and quarterbacks coach.

Prior to his appointment at ETSU, he served as head coach at Tennessee Tech from 2016-17. In 2016, Satterfield led the Golden Eagles to their first winning conference season since 2011 as Tennessee Tech went 5-3 in the Ohio Valley Conference.

From 2013-15, Satterfield was the offensive coordinator at Temple where he helped guide the Owls to historic marks. In his first year at Temple, Satterfield's offense averaged nearly 400 yards per game, which was the most by an Owl team since 1979. Temple earned the 2015 American Athletic Conference east division title and posted a 10-win season.

Satterfield also held offensive coordinator roles at Chattanooga (2009-12) and UT Martin (2006-07). In 2010, Satterfield's Chattanooga offense averaged 430 yards and scored 49 touchdowns, which ranked 11th nationally. During his time at UT Martin, the Skyhawks led the OVC in scoring offense in 2007 and 2008, while also leading the league in total offense in 2007.

Satterfield began his coaching career at Chattanooga in 1999, before becoming a graduate assistant under Coach Phillip Fulmer at Tennessee from 2002-03. He also had stops as wide receivers coach at Richmond (2004) and Western Carolina (2005).

A native of Greenback, Tenn., Satterfield graduated from East Tennessee State in 1999. He is married to the former Sarah Houser. The couple has a daughter, Harper.

SUPPORT STAFF

JEREMY SCOTT

DIRECTOR OF ATHLETICS PERFORMANCE
LOCK HAVEN, 1996

Jeremy Scott joined the Baylor staff in January 2017 as director of athletics performance for football. He previously worked four years at Temple with Baylor head coach Matt Rhule in the same capacity.

Scott has dedicated his career to career to optimizing the performance of collegiate and professional athletes. He was recognized for his achievements in 2011 with the prestigious designation of Master of Strength and Conditioning Coach.

Prior to Temple, he spent the 2012 season at Princeton.

Scott worked at Penn State for 15 years from 1998-2011 serving as assistant strength and conditioning coach and speed coach including one year as a graduate assistant. At Penn State, he helped train 14 first-team All-Americans and 40 first-team All-Big Ten student-athletes. In addition to his work as a strength coach, Jeremy was responsible for developing players' speed, agility and quickness. His expertise was a valuable resource in preparing players for the drills used at the NFL Combine. Scott has trained hundreds of players for the NFL Combine and NFL Camps, including the number one overall pick in 2000, Courtney Brown, in Penn State's NFL combine prep program. During his tenure, PSU made 11 bowl appearances and won two Big Ten titles.

His work experience also includes designing and implementing a strength training program for the United States Marine Corps Company B Body Bearers (1998), serving as the strength coach for the Penn State Boxing Club (1997-98) and as a personal trainer (1995).

The Wilkes-Barre, Pa. native received his bachelors degree in fitness management from Lock Haven University in 1996 and his masters degree in health education from Penn State in 1999. Scott is married to the former Cory Beth Wickizer, and they have a daughter, Emma, and son, Evan.

DAMIERE SHAW

OFFENSIVE QUALITY CONTROL
TEMPLE, 2016

Damiere Shaw joined the Baylor football staff in January 2017. He serves as an offensive quality control coach.

Shaw spent one year as a student assistant coach for Temple under head coach Matt Rhule in 2016. Shaw previously served as a student assistant with the Owls for three seasons from 2013-15.

Shaw made the transition from player to coach following a head injury as a freshman. While a student assistant, he worked with the wide receivers alongside coaches Terry Smith, Adam DiMichele and Frisman Jackson.

During the 2015 season, Shaw worked closely with former Temple and current New York Jets wide receiver Robby Anderson as he posted the second-most receiving yards in program history.

The Chester, Pa., native earned a bachelor's degree from Temple in 2016. He is married to the former Miah Shockley.

EMILY SMITH

ASSOCIATE DIRECTOR OF FOOTBALL OPERATIONS
AUBURN, 2009

Emily Smith joined the Baylor staff in July 2017 as associate director of football operations.

Prior to moving to Waco, she spent three seasons from 2014-16 as administrative associate for the Kennesaw State football program. While with the Owls, Smith coordinated all day-to-day administrative duties in addition to assisting with on-campus recruiting as KSU completed its first two seasons of competition in 2015 and 2016.

Smith previously served as recruiting operations coordinator at North Carolina State in 2013. While a member of the Wolf Pack football program, Smith was responsible for assisting the director of player personnel in managing daily recruiting operations and logistics. She also assisted the director of high school relations in the organization and operations of all camps and clinics, and managed and coordinated the Student Athletic Hostess program and its involvement in different recruiting functions.

Prior to arriving in Raleigh, N.C., Smith was an assistant account executive/events associate at Atlanta, Ga.-based MELT, LLC for two years. In that role, Smith coordinated site visits with clients and vendors. She also prepared activation for Coke Zero at the 2011 and 2012 NCAA Men's Final Four, and worked with Coke Zero in managing Bracket Town at the 2013 NCAA Men's Final Four.

Smith spent nearly two years as assistant to the director of football operations and head coach at Auburn from July of 2009 to April of 2011 where she assisted the program during its 2010 national championship season. Among her responsibilities, Smith was the primary contact for coaches during Southeastern Conference and national championship events, and played an active support role in top-five recruiting classes in 2010 and 2011.

Smith, who got her start in athletics serving as a student worker in the Auburn Athletics Department from 2007-09, graduated from Auburn in 2009 with a bachelor's degree in communications with a minor in business.

SUPPORT STAFF

DAVE SNYDER
DIRECTOR OF SPORTS MEDICINE
GEORGIA, 2003

Dave Snyder joined the Baylor staff in July 2017. He serves as director of sports medicine working specifically with the football program.

Snyder moved to Baylor after serving as assistant athletics director for sports medicine and head football athletic trainer at Tennessee-Chattanooga from 2012-17.

Prior to his arrival at UTC, Snyder worked as the assistant football athletic trainer for the University of Kansas from 2006-12. During his tenure, the Jayhawks won the 2007 Orange Bowl and the 2008 InSight Bowl.

He earned a master's degree from The Citadel in 2005, where he was a resident assistant with the football team. Snyder completed internships with the Indianapolis Colts (2002) and Tampa Bay Buccaneers (2005).

A native of Ocilla, Ga., Snyder is a certified Athletic Trainer by the NATABOC and holds a certification as a Corrective Exercise Specialist by the NASM. He graduated from the University of Georgia in 2003, where he worked as a student athletic trainer with the football, baseball and volleyball teams and was on the sidelines working with the Bulldogs at the 2001 Music City Bowl.

Snyder is married to the former Erin Daily. The couple has two children, Jack and Hollis.

MIKE WALLACE
ASSOCIATE DIRECTOR OF PLAYER PERSONNEL
TEMPLE, 2016

Mike Wallace joined the Baylor football staff in January 2017. He serves as associate director of player personnel.

Wallace spent three seasons on the Temple football staff under head coach Matt Rhule, working as a student assistant coach from 2014-15 and as a graduate extern in 2016.

He spent the previous seven seasons as the assistant head coach under Hall of Fame coach Ron Cohen at George Washington High School in Philadelphia, Penn. At GW, he coached numerous division one players including two high school All-Americans (defensive linemen Justin Moody and Sharrif Floyd). Floyd was the 23rd pick in the first round of the 2013 NFL Draft by the Minnesota Vikings.

Under the tutelage of Wallace, George Washington High School won four Public League titles during his seven year coaching span, including three straight from 2007-2009, and again in 2011.

A four-year letterman for George Washington High School, Wallace entered the coaching ranks directly from high school, joining the GW staff.

Wallace earned a bachelor's degree from Temple in 2016.

DAVID WETZEL
ASSOCIATE AD FOR FOOTBALL RELATIONS
BAYLOR, 1991

David Wetzel joined the Baylor staff in December 2016. He serves as associate athletics director for football relations.

He returned to his alma mater after 25 seasons coaching at the high school level in Texas, including the final 13 years from 2004-16 as head coach and athletic coordinator at Ronald Reagan High School in San Antonio. He also served as the president of the Texas High School Football Coaches Association at the time of his hiring. His overall head coaching record at three high schools was 163-71.

Wetzel led Reagan to seven district championships and five regional finals over a nine-year span, including undefeated district titles in each of his last four seasons, and amassed a 114-42 record over 13 years. In his second season at Reagan in 2005, he led the Rattlers to the school's first winning season in school history.

Prior to Reagan, Wetzel spent four seasons from 2000-03 as the head coach at Killeen High School. He led the 2000 squad to its first playoff berth since 1994 and the 2001 team to the 5A Division II regional quarterfinals.

He spent the 1998-99 seasons as head coach and athletic director at Hyde Park Baptist High School in Austin, advancing to the state semifinals both years. Wetzel began his coaching career as an assistant at Ellison High School in Killeen from 1992-97, where he served as offensive coordinator, secondary coach and wide receivers coach over his tenure.

Wetzel lettered two seasons at wide receiver for Baylor in 1990 and 1991 under legendary head coach Grant Teaff. He graduated from Goldthwaite High School in 1987 and played on the 1985 state championship football team. He was named all-state as a defensive back and All-West Texas as a receiver.

He and his wife Shana are the parents of three boys, Garren, Skyler and Chase.

CEDRIC WHITAKER
GRADUATE ASSISTANT COACH
TEXAS LUTHERAN, 2015

Cedric Whitaker joined the Baylor football staff in July 2017. He serves as a defensive graduate assistant.

Prior to joining Baylor, Whitaker served on staff at Texas Lutheran University from 2014-2017. He graduated from Texas Lutheran in 2015.

In addition to his work at TLU, Whitaker also served as a defensive back coach with USA Football through regional development camps and international competition.

A native of Houston, Whitaker lettered four years at TLU as a defensive back. He played in 38 games in his career and tallied 86 tackles.

2017 SEASON HONORS

BLAKE BLACKMAR, OL
Dave Campbell All-Texas Second Team (Preseason)
Academic All-Big 12, first team

CHARLIE BREWER, QB
Big 12 Co-Offensive Freshman of the Year (Coaches)
Big 12 Offensive Freshman of the Year (Waco Trib)
Big 12 Offensive Freshman of the Year (Athlon)
Earl Campbell Tyler Rose Award Week 10 HM

KYLE BOYD, FB
Coaches Honorable Mention All-Big 12
Academic All-Big 12, first team

JORDAN FEUERBACHER, TE
Mackey Award Watch List (Preseason)
Lindy's Second-Team All-Big 12 (Preseason)
Phil Steele Fourth-Team All-Big 12 (Preseason)
Dave Campbell All-Texas Second Team (Preseason)

DREW GALITZ, P
Ray Guy Award Punter of the Week (Sept. 18)
Phil Steele Fourth-Team All-Big 12 (Preseason)
Ray Guy Award Watch List

DAVION HALL, S
2018 Reese's Senior Bowl Watch List

HARRISON HAND, CB
Coaches Honorable Mention All-Big 12

JAMYCAL HASTY, RB
Athlon Fourth-Team All-Big 12 (Preseason)

IAIN HUNTER, LB
Academic All-Big 12, first team

TYLER JAYNES, WR
Academic All-Big 12, first team

MICHEAL JOHNSON, DL
Academic All-Big 12, second team

CLAY JOHNSTON, LB
Coaches Honorable Mention All-Big 12

LENOY JONES, LB
Academic All-Big 12, first team

MARQUES JONES, WR
Academic All-Big 12, first team

CHAD KELLY, LB
Academic All-Big 12, first team

CLINT KELLY, LS
Academic All-Big 12, second team

PAT LAWRENCE, OL
Academic All-Big 12, first team

IRA LEWIS, DT
Honorable Mention All-Big 12 (Coaches)
Second Team All-Big 12 (Waco Trib)

CHRIS LUTZEL, LS
Academic All-Big 12, first team

BLAKE LYNCH, CB/WR
Athlon Fourth-Team All-Big 12 (Preseason)
Dave Campbell All-Texas Second Team ((Preseason)

JAMES LYNCH, DT
ESPN Freshman All-America

CONNOR MARTIN, PK
Coaches Honorable Mention All-Big 12
Big 12 Special Teams Player of the Week (Sept. 25)

ROSS MATISCIK, LS
Academic All-Big 12, second team

JAIRON MCVEA, S
Academic All-Big 12, first team

DENZEL MIMS, WR
All-Big 12 Second Team (Coaches)
All-Big 12 Second Team (Waco Trib)
All-Big 12 Second Team (Pro Football Focus)
All-Big 12 Second Team (Athlon)
The Earl Campbell Tyler Rose Award Semifinalist
Biletnikoff Award Watch List
The Earl Campbell Tyler Rose Award HM (Sept. 25)

BLAKE MURPHY, WR
Academic All-Big 12, first team

TONY NICHOLSON, PR
Athlon Second-Team All-Big 12 (Preseason)
Phil Steele First-Team All-Big 12 (Preseason)

OBIM OKEKE, RB
Academic All-Big 12, second team

MO PORTER, OL
Phil Steele Fourth-Team All-Big 12 (Preseason)

WYATT SCHREPFER, RB
Academic All-Big 12, second team

K.J. SMITH, DE
2018 Reese's Senior Bowl Watch List
Bednarik Award Watch List
Nagurski Trophy Watch List
Lott IMPACT Trophy Watch List
Media First-Team All-Big 12 (Preseason)
Athlon First-Team All-Big 12 (Preseason)
Phil Steele First-Team All-Big 12 (Preseason)
Lindy's First-Team All-Big 12 (Preseason)
Dave Campbell All-Texas First Team (Preseason)
Waco Tribune-Herald Preseason All-Big 12 (Preseason)
Lowe's Senior Class Award Watch List (Preseason)

ZACH SMITH, QB
Academic All-Big 12, second team
Davey O'Brien Great 8 (Sept. 25)
Manning Award Star of the Week (Sept. 25)
The Earl Campbell Tyler Rose Award HM (Sept. 25)

SAM TECKLENBURG, OL
Danny Wuerffel Trophy Watch List

VERKEDRIC VAUGHNS, S
Academic All-Big 12, second team

TERENCE WILLIAMS, RB
Athlon Second-Team All-Big 12 (Preseason)
Lindy's Second-Team All-Big 12 (Preseason)
Phil Steele Third-Team All-Big 12 (Preseason)
Dave Campbell All-Texas First Team (Preseason)

ISHMAEL WILSON, OL
Phil Steele Fourth-Team All-Big 12 (Preseason)

TAYLOR YOUNG, LB
Wuerffel Trophy Watch List
Athlon Second-Team All-Big 12 (Preseason)
Phil Steele Second-Team All-Big 12 (Preseason)
Lindy's Second-Team All-Big 12 (Preseason)
Dave Campbell All-Texas Second Team (Preseason)
Waco Tribune-Herald Preseason All-Big 12 (Preseason)

2017 FINAL STATISTICS

RESULTS 1-11 (1-8 BIG 12)

DATE	OPPONENT	RESULT	SCORE	ATTEND.	AP RANK	TV
Sept. 2	LIBERTY	L	45-48	45,784	— —	FS2
Sept. 9	UTSA	L	10-17	41,923	— —	FSN
Sept. 16	at Duke	L	20-34	26,714	— —	ACC
Sept. 23	OKLAHOMA	L	41-49	43,573	— 3	FS1
Sept. 30	at Kansas State	L	20-33	52,293	— —	ESPN2
Oct. 14	at Oklahoma State	L	16-59	56,790	— 14	FS1
Oct. 21	WEST VIRGINIA	L	36-38	45,389	— 23	FS2
Oct. 28	TEXAS	L	7-38	45,656	— —	ESPNU
Nov. 4	at Kansas	W	38-9	21,797	— —	FSN
Nov. 11	vs. Texas Tech	L	24-38	34,482	— —	FSN
Nov. 18	IOWA STATE	L	13-23	40,654	— —	FSN
Nov. 24	at TCU	L	22-45	43,015	— 10	FS1

TEAM STATISTICS

	BAYLOR	OPPONENTS
SCORING	292	431
Points Per Game	24.3	35.9
Points Off Turnovers	20	79
FIRST DOWNS	239	264
Rushing	80	124
Passing	137	125
Penalty	22	15
RUSHING YARDAGE	1407	2279
Yards gained rushing	1877	2588
Yards lost rushing	470	309
Rushing Attempts	414	463
Average Per Rush	3.4	4.9
Average Per Game	117.2	189.9
TDs Rushing	10	22
PASSING YARDAGE	3452	3204
Comp-Att-Int	269-462-14	255-386-3
Average Per Pass	7.5	8.3
Average Per Catch	12.8	12.6
Average Per Game	287.7	267.0
TDs Passing	23	25
TOTAL OFFENSE	4859	5483
Total Plays	876	849
Average Per Play	5.5	6.5
Average Per Game	404.9	456.9
KICK RETURNS: #-Yards	37-662	42-1032
PUNT RETURNS: #-Yards	7-60	20-59
INT RETURNS: #-Yards	3-20	14-172
KICK RETURN AVERAGE	17.9	24.6
PUNT RETURN AVERAGE	8.6	3.0
INT RETURN AVERAGE	6.7	12.3
FUMBLES-LOST	21-11	16-8
PENALTIES-Yards	88-671	79-787
Average Per Game	55.9	65.6
PUNTS-Yards	60-2522	54-2251
Average Per Punt	42.0	41.7
Net punt average	40.7	38.0
KICKOFFS-Yards	59-3512	87-5399
Average Per Kick	59.5	62.1
Net kick average	36.5	40.9
TIME OF POSSESSION/Game	29:48	30:12
3RD-DOWN Conversions	61/186	66/169
3rd-Down Pct	33%	39%
4TH-DOWN Conversions	17/33	10/16
4th-Down Pct	52%	62%
SACKS BY-Yards	22-141	38-266
MISC YARDS	0	0
TOUCHDOWNS SCORED	33	52
FIELD GOALS-ATTEMPTS	20-24	22-27
ON-SIDE KICKS	3-5	0-0
RED-ZONE SCORES	(31-40) 77%	(39-44) 89%
RED-ZONE TOUCHDOWNS	(18-40) 45%	(22-44) 50%
PAT-ATTEMPTS	(30-31) 97%	(51-51) 100%
ATTENDANCE	262978	200609
Games/Avg Per Game	6/43830	5/40122
Neutral Site Games		1/34482

SCORE BY QUARTERS	1st	2nd	3rd	4th	Total
Baylor	47	84	84	77	292
Opponents	100	124	105	102	431

RUSHING

	GP	ATT.	GAIN	LOSS	NET	AVG.	TD	LONG	YPG
Lovett,John	11	98	479	34	445	4.5	5	74	40.5
Hasty,JaMycal	8	76	340	26	314	4.1	1	41	39.2
Williams,Ter.	8	73	271	16	255	3.5	1	39	31.9
Brewer,Charlie	8	65	296	130	166	2.6	0	51	20.8
Ebner,Trestan	11	23	128	7	121	5.3	2	40	11.0
Solomon,Anu	2	16	138	32	106	6.6	0	44	53.0
Nicholson,Tony	11	4	42	1	41	10.2	0	31	3.7
Platt,Chris	5	4	39	3	36	9.0	0	26	7.2
Dixon,Dru	3	10	31	2	29	2.9	0	17	9.7
Atkinson,Jared	12	2	15	0	15	7.5	0	8	1.2
Schrepfer,Wyatt	12	1	9	0	9	9.0	0	9	0.8
Martin,Connor	12	2	16	11	5	2.5	0	16	0.4
Holmes,Gavin	9	1	4	0	4	4.0	1	4	0.4
Okeke,Obim	4	2	5	2	3	1.5	0	5	0.8
Lynch,Blake	12	1	0	1	-1	-1.0	0	0	-0.1
Mims,Denzel	12	1	0	6	-6	-6.0	0	0	-0.5
TEAM	6	5	0	56	-56	-11.2	0	0	-9.3
Smith,Zach	9	30	64	143	-79	-2.6	0	17	-8.8
Total.....	**12**	**414**	**1877**	**470**	**1407**	**3.4**	**10**	**74**	**117.2**
Opponents.....	**12**	**463**	**2588**	**309**	**2279**	**4.9**	**22**	**99**	**189.9**

PASSING

	G	EFF	CMP-ATT-I	PCT	YDS	TD	LONG	AVG/G
Brewer,Charlie	8	146.33	139-204-4	68.1	1562	11	58	195.2
Smith,Zach	9	118.89	105-201-8	52.2	1471	8	79	163.4
Solomon,Anu	2	121.30	24-55-2	43.6	399	4	75	199.5
Atkinson,Jared	12	268.00	1-1-0	100.0	20	0	20	1.7
Nicholson,Tony	11	0.00	0-1-0	0.0	0	0	0	0.0
Total.....	**12**	**131.36**	**269-462-14**	**58.2**	**3452**	**23**	**79**	**287.7**
Opponents.....	**12**	**155.61**	**255-386-3**	**66.1**	**3204**	**25**	**68**	**267.0**

RECEIVING

	G	NO	YDS	AVG	TD	LONG	AVG/G
Mims,Denzel	12	61	1087	17.8	8	71	90.6
Nicholson,Tony	11	41	344	8.4	0	41	31.3
Stricklin,Pooh	11	32	414	12.9	1	49	37.6
Hasty,JaMycal	8	25	105	4.2	0	17	13.1
Ebner,Trestan	11	20	267	13.4	3	58	24.3
Lynch,Blake	12	17	269	15.8	1	54	22.4
Platt,Chris	5	16	401	25.1	5	79	80.2
Holmes,Gavin	9	13	166	12.8	2	56	18.4
Feuerbacher,J.	9	7	73	10.4	1	25	8.1
Lovett,John	11	7	20	2.9	0	6	1.8
Williams,Ter.	8	6	40	6.7	0	8	5.0
Atkinson,Jared	12	5	73	14.6	0	25	6.1
Sneed,R.J.	7	5	53	10.6	0	19	7.6
Wainright,Ish	9	4	34	8.5	2	13	3.8
White,Trevor	12	4	28	7.0	0	11	2.3
Jones,Marques	12	3	35	11.7	0	14	2.9
Brewer,Charlie	8	1	20	20.0	0	20	2.5
Jaynes,Tyler	10	1	12	12.0	0	12	1.2
Clements,Jayson	8	1	11	11.0	0	11	1.4
Total.....	**12**	**269**	**3452**	**12.8**	**23**	**79**	**287.7**
Opponents.....	**12**	**255**	**3204**	**12.6**	**25**	**68**	**267.0**

TOTAL OFFENSE

	G	PLAYS	RUSH	PASS	TOTAL	AVG/G
Brewer,Charlie	8	269	166	1562	1728	216.0
Smith,Zach	9	231	-79	1471	1392	154.7
Solomon,Anu	2	71	106	399	505	252.5
Lovett,John	11	98	445	0	445	40.5
Hasty,JaMycal	8	76	314	0	314	39.2
Williams,Ter.	8	73	255	0	255	31.9
Ebner,Trestan	11	23	121	0	121	11.0
Nicholson,Tony	11	5	41	0	41	3.7
Platt,Chris	5	4	36	0	36	7.2
Atkinson,Jared	12	3	15	20	35	2.9
Dixon,Dru	3	10	29	0	29	9.7
Schrepfer,Wyatt	12	1	9	0	9	0.8
Martin,Connor	12	2	5	0	5	0.4
Holmes,Gavin	9	1	4	0	4	0.4
Okeke,Obim	4	2	3	0	3	0.8
Lynch,Blake	12	1	-1	0	-1	-0.1
Mims,Denzel	12	1	-6	0	-6	-0.5
TEAM	6	5	-56	0	-56	-9.3
Total.....	**12**	**876**	**1407**	**3452**	**4859**	**404.9**
Opponents.....	**12**	**849**	**2279**	**3204**	**5483**	**456.9**

2017 FINAL STATISTICS

SCORING

			PATs						
	TD	FGS	KICK	RUSH	RCV	PASS	DXP	SAF	PTS
Martin,Connor	0	20-24	29-30	0-0	0	0-0	0	0	89
Mims,Denzel	8	0-0	0-0	0-0	0	0-0	0	0	48
Ebner,Trestan	5	0-0	0-0	0-0	0	0-0	0	0	30
Platt,Chris	5	0-0	0-0	0-0	0	0-0	0	0	30
Lovett,John	5	0-0	0-0	0-0	0	0-0	0	0	30
Holmes,Gavin	3	0-0	0-0	0-0	0	0-0	0	0	18
Wainright,Ish	2	0-0	0-0	0-0	0	0-0	0	0	12
Hasty,JaMycal	1	0-0	0-0	0-0	0	0-0	0	0	6
Feuerbacher,J.	1	0-0	0-0	0-0	0	0-0	0	0	6
Stricklin,Pooh	1	0-0	0-0	0-0	0	0-0	0	0	6
Lynch,Blake	1	0-0	0-0	0-0	0	0-0	0	0	6
Williams,Ter.	1	0-0	0-0	0-0	0	0-0	0	0	6
Roy,Bravvion	0	0-0	0-0	0-0	0	0-0	0	1	2
Nicholson,Tony	0	0-0	0-0	0-0	1	0-0	0	0	2
Webster,Peter	0	0-0	1-1	0-0	0	0-0	0	0	1
Smith,Zach	0	0-0	0-0	0-0	0	1-1	0	0	0
Brewer,Charlie	0	0-0	0-0	0-0	0	0-1	0	0	0
Total.....	**33**	**20-24**	**30-31**	**0-0**	**1**	**1-2**	**0**	**1**	**292**
Opponents.....	**52**	**22-27**	**51-51**	**1-1**	**0**	**0-0**	**0**	**0**	**431**

PUNT RETURNS

	NO	YDS	AVG	TD	LONG
Nicholson,Tony	6	70	11.7	0	42
Sneed,R.J.	1	-10	-10.0	0	0
Total.....	**7**	**60**	**8.6**	**0**	**42**
Opponents.....	**20**	**59**	**3.0**	**0**	**34**

KICK RETURNS

	NO	YDS	AVG	TD	LONG
White,Trevor	14	291	20.8	0	29
Lovett,John	7	125	17.9	0	33
Ebner,Trestan	4	52	13.0	0	23
Williams,Ter.	3	46	15.3	0	23
Okeke,Obim	3	31	10.3	0	13
Hasty,JaMycal	2	55	27.5	0	36
Platt,Chris	2	24	12.0	0	14
Kelly,Chad	1	9	9.0	0	9
Dixon,Dru	1	29	29.0	0	29
Total.....	**37**	**662**	**17.9**	**0**	**36**
Opponents.....	**42**	**1032**	**24.6**	**1**	**92**

INTERCEPTIONS

	NO	YDS	AVG	TD	LONG
Black,Henry	1	0	0.0	0	0
Arnold,Grayland	1	20	20.0	0	20
Hand,Harrison	1	0	0.0	0	0
Total.....	**3**	**20**	**6.7**	**0**	**20**
Opponents.....	**14**	**172**	**12.3**	**3**	**43**

FUMBLE RETURNS

	NO	YDS	AVG	TD	LONG
Total.....	**0**	**0**	**0.0**	**0**	**0**
Opponents.....	**3**	**48**	**16.0**	**1**	**31**

ALL-PURPOSE YARDS

	G	RUSH	REC	PR	KOR	IR	TOT	AVG/G
Mims,Denzel	12	-6	1087	0	0	0	1081	90.1
Lovett,John	11	445	20	0	125	0	590	53.6
Hasty,JaMycal	8	314	105	0	55	0	474	59.2
Platt,Chris	5	36	401	0	24	0	461	92.2
Nicholson,Tony	11	41	344	70	0	0	455	41.4
Ebner,Trestan	11	121	267	0	52	0	440	40.0
Stricklin,Pooh	11	0	414	0	0	0	414	37.6
Williams,Ter.	8	255	40	0	46	0	341	42.6
White,Trevor	12	0	28	0	291	0	319	26.6
Lynch,Blake	12	-1	269	0	0	0	268	22.3
Brewer,Charlie	8	166	20	0	0	0	186	23.2
Holmes,Gavin	9	4	166	0	0	0	170	18.9
Solomon,Anu	2	106	0	0	0	0	106	53.0
Atkinson,Jared	12	15	73	0	0	0	88	7.3
Feuerbacher,J.	9	0	73	0	0	0	73	8.1
Dixon,Dru	3	29	0	0	29	0	58	19.3
Sneed,R.J.	7	0	53	-10	0	0	43	6.1
Jones,Marques	12	0	35	0	0	0	35	2.9
Wainright,Ish	9	0	34	0	0	0	34	3.8
Okeke,Obim	4	3	0	0	31	0	34	8.5
Arnold,Grayland	9	0	0	0	0	20	20	2.2
Jaynes,Tyler	10	0	12	0	0	0	12	1.2
Clements,Jayson	8	0	11	0	0	0	11	1.4
Schrepfer,Wyatt	12	9	0	0	0	0	9	0.8
Kelly,Chad	8	0	0	0	9	0	9	1.1
Martin,Connor	12	5	0	0	0	0	5	0.4
TEAM	6	-56	0	0	0	0	-56	-9.3
Smith,Zach	9	-79	0	0	0	0	-79	-8.8
Total.....	**12**	**1407**	**3452**	**60**	**662**	**20**	**5601**	**466.8**
Opponents.....	**12**	**2279**	**3204**	**59**	**1032**	**172**	**6746**	**562.2**

PUNTING

	NO	YDS	AVG	LONG	TB	FC	I20	50+	BLKD
Martin,Connor	39	1572	40.3	58	1	10	10	6	0
Galitz,Drew	21	950	45.2	70	0	9	5	6	0
Total.....	**60**	**2522**	**42.0**	**70**	**1**	**19**	**15**	**12**	**0**
Opponents.....	**54**	**2251**	**41.7**	**58**	**7**	**29**	**18**	**8**	**0**

FIELD GOALS

	FGM-FGA	PCT	01-19	20-29	30-39	40-49	50-99	LG	BLK
Martin,Connor	20-24	83.3	0-0	7-7	7-10	6-7	0-0	48	1

KICKOFFS

	NO	YDS	AVG	TB	OB	RETN	NET	YDLN
Sedwick,Jay	26	1550	59.6	4	1			
Galitz,Drew	24	1414	58.9	8	2			
Martin,Connor	9	548	60.9	1	0			
Total.....	**59**	**3512**	**59.5**	**13**	**3**	**1032**	**36.5**	**28**
Opponents.....	**87**	**5399**	**62.1**	**47**	**2**	**662**	**40.9**	**24**

2017 FINAL STATISTICS

DEFENSIVE STATISTICS

	GP-GS	SOLO	AST	TOTAL	TFL-YDS	SACKS-YDS	INT-YDS	PBU	QBH	FR-YDS	FF	BLOCK	SAFETY
Young,Taylor	11-11	39	21	60	8.0-34	3.0-19	.	1	2	.	.	.	.
Johnston,Clay	8-8	34	20	54	9.0-29	1.0-7	.	.	3	.	1	.	.
Hand,Harrison	12-9	31	11	42	0.5-0	.	1-0	8	.	.	.	.	.
Vaughns,V.	12-6	31	11	42	2.0-8	1.0-4	.	2	.	.	.	.	.
Hall,Davion	11-6	29	11	40	.	.	.	.	.	.	.	.	.
Williams,Jordan	12-3	24	14	38	3.0-10	1.0-6	.	.	.	.	1	.	.
Pitre,Jalen	12-7	29	8	37	3.0-12	1.0-6	.	1	1	.	.	.	.
Arnold,Grayland	9-9	26	9	35	3.0-8	.	1-20	7	.	1-0	1	.	.
Lewis,Ira	12-12	20	14	34	11.5-47	5.5-39	.	.	1	.	.	.	.
Nance,Brian	12-10	22	11	33	8.5-30	2.5-16	.	2	.	.	1	.	.
Roy,Bravvion	12-5	16	15	31	3.0-4	0.5-0	.	.	.	.	.	.	1
Sells,Taion	9-7	18	11	29	1.0-3	.	.	2	.	.	1	.	.
Miller,Chris	11-1	15	13	28	.	.	.	2	.	1-0	.	.	.
Ogor,Eric	10-2	19	8	27	6.5-24	2.0-16	.	1	2	.	.	.	.
Jones Jr.,Lenoy	8-1	16	11	27	2.0-11	1.0-8	.	.	.	.	1	.	.
Black,Henry	12-7	13	12	25	.	.	1-0	.	1	.	.	.	.
Lynch,James	11-0	15	5	20	5.0-21	3.0-18	.	.	.	1-0	.	.	.
Roberts,Greg	12-5	14	5	19	4.0-6	.	.	4	.	.	.	2	.
Lynch,Blake	12-2	13	5	18	.	.	.	6	.	.	.	.	.
Hunt,Tyrone	12-6	13	5	18	3.5-11	.	.	.	1	1-0	.	.	.
Houston,Jameson	11-1	16	2	18	1.0-4	.	.	1	.	.	.	.	.
Waz,Chance	9-0	9	6	15	1.0-7	.	.	.	.	.	.	.	.
Williams,Deonte	9-4	10	5	15	1.5-2	.	.	.	2	1-0	.	.	.
McVea,Jairon	10-1	13	1	14	.	.	.	.	.	.	.	.	.
Preciado,Rajah	11-0	10	3	13	1.0-6	.	.	1	.	.	1	.	.
Davis,Timarcus	11-0	4	6	10	.	.	.	.	.	1-0	1	.	.
Jacobs,Jamie	10-0	5	5	10	.	.	.	.	.	.	.	.	.
Jones,Xavier	4-2	2	4	6	2.0-5	1.5-3	.	.	.	.	.	.	.
Blake,Jourdan	5-2	4	1	5	1.0-1	.	.	1	.	.	.	.	.
Johnson,Micheal	12-1	4	1	5	1.0-4	.	.	.	1	.	.	.	.
Smith,K.J.	1-1	2	2	4	.	.	.	.	.	.	.	.	.
Matiscik,Ross	12-0	3	1	4	.	.	.	.	.	1-0	1	.	.
Thompson,BJ	9-1	2	1	3	1.0-1	.	.	1	.	.	.	.	.
Platt,Chris	5-0	2	.	2	.	.	.	.	.	.	.	.	.
Lovett,John	11-0	2	.	2	.	.	.	.	.	.	.	.	.
Sedwick,Jay	7-0	2	.	2	.	.	.	.	.	.	.	.	.
Kelly,Chad	8-0	2	.	2	.	.	.	.	.	.	.	.	.
Sneed,R.J.	7-0	2	.	2	.	.	.	.	.	.	.	.	.
Morrison,R.	4-0	1	1	2	.	.	.	.	.	.	.	.	.
Jones,Marques	12-0	1	1	2	.	.	.	.	.	1-0	.	.	.
Texada,Raleigh	3-0	2	.	2	.	.	.	.	.	.	.	.	.
Wainright,Ish	9-0	1	.	1	.	.	.	.	.	.	.	.	.
Artis,DJ	6-2	1	.	1	.	.	.	.	1	.	.	.	.
Solomon,Anu	2-0	1	.	1	.	.	.	.	.	.	.	.	.
Blackmar,Blake	12-0	1	.	1	.	.	.	.	.	.	.	.	.
Brewer,Charlie	8-0	1	.	1	.	.	.	.	.	.	.	.	.
Jones,Will	3-0	1	.	1	.	.	.	.	.	.	.	.	.
Galitz,Drew	5-0	1	.	1	.	.	.	.	.	.	.	.	.
Total.....	**12**	**542**	**260**	**802**	**83-288**	**22-141**	**3-20**	**40**	**15**	**8-0**	**9**	**2**	**1**
Opponents.....	**12**	**525**	**183**	**708**	**94.0-398**	**38-266**	**14-172**	**48**	**38**	**11-48**	**12**	**1**	**.**

2017 FINAL STATISTICS

GAME-BY-GAME TEAM STATS

GAME	FINAL SCORE	QUARTERS 1	2	3	4	OT	OT	1ST DOWNS R-P-PE	TOT	RUSHING NO-YDS-TD	PASSING C-A-I	YDS	TD	TOT OFF ATT-YDS	PUNTS NO-AVG	F-FL	PEN NO-YDS	3RD DNS	4TH DNS	RED ZONE	SACKS NO-YDS	FIELD GOALS	POSSESSION TIME 1	2	3	4	TOT
Baylor	**45**	**0**	**17**	**14**	**14**			**10-9-3**	**22**	**34-254-3**	**14-30-2**	**278**	**3**	**64-532**	**4-40.8**	**1-0**	**7-61**	**4-12**	**2-2**	**3-3**	**1-2**	**1-1**	**5:54**	**8:06**	**4:06**	**3:38**	**21:44**
Liberty	48	6	11	17	14			9-21-1	31	43-138-1	44-60-0	447	3	103-585	3-40.2	2-0	8-95	15-24	2-2	6-6	0-0	4-4	9:06	6:54	10:54	11:22	38:16
Baylor	**10**	**0**	**7**	**0**	**3**			**7-5-2**	**14**	**31-137-0**	**11-27-1**	**137**	**1**	**58-274**	**6-42.3**	**2-0**	**10-98**	**2-11**	**1-3**	**2-3**	**3-16**	**1-1**	**6:36**	**2:31**	**4:59**	**7:02**	**21:08**
UTSA	17	0	7	7	3			12-6-2	20	45-220-0	15-20-0	155	2	65-375	5-40.0	1-1	10-75	7-16	0-1	1-1	4-22	1-2	8:24	12:29	10:01	7:58	38:52
Baylor	**20**	**7**	**0**	**13**	**0**			**3-6-0**	**9**	**27-57-0**	**12-34-3**	**263**	**3**	**61-320**	**7-51.4**	**2-1**	**11-100**	**1-12**	**0-3**	**0-0**	**5-36**	**0-0**	**5:49**	**4:37**	**5:44**	**4:53**	**21:03**
at Duke	34	7	7	10	10			14-7-3	24	51-246-3	20-35-1	184	0	86-430	8-40.9	2-1	5-54	4-18	2-2	2-4	3-24	2-3	9:11	10:23	9:16	10:07	38:57
Baylor	**41**	**7**	**10**	**14**	**10**			**2-19-1**	**22**	**35-60-0**	**33-50-0**	**463**	**4**	**95-523**	**4-43.2**	**2-1**	**6-29**	**9-21**	**2-2**	**4-5**	**2-15**	**4-5**	**10:18**	**7:37**	**7:50**	**5:22**	**31:07**
Oklahoma	49	21	7	7	14			12-8-0	20	40-342-4	13-19-0	283	3	59-625	5-46.6	2-1	10-105	4-10	0-0	2-2	3-25	0-0	4:42	7:23	7:10	9:38	28:48
Baylor	**20**	**3**	**0**	**10**	**7**			**4-13-1**	**18**	**27-84-1**	**26-44-1**	**291**	**1**	**71-375**	**3-42.0**	**2-1**	**10-60**	**5-15**	**2-3**	**2-3**	**0-0**	**2-3**	**9:45**	**6:12**	**10:02**	**4:54**	**30:53**
at Kansas State	33	7	13	0	13			13-6-0	19	43-225-2	7-17-0	119	1	60-344	3-48.3	2-1	6-45	4-11	0-0	6-6	3-19	4-4	5:15	8:48	4:58	10:06	29:07
Baylor	**16**	**7**	**3**	**6**	**0**			**11-10-1**	**22**	**46-219-1**	**14-36-2**	**168**	**0**	**82-387**	**5-46.0**	**3-1**	**5-39**	**7-18**	**0-2**	**3-3**	**0-0**	**3-3**	**11:02**	**9:30**	**7:23**	**7:44**	**35:39**
at Oklahoma State	59	7	21	10	14			12-15-2	29	38-276-5	20-33-0	471	3	71-747	1-54.0	2-2	5-40	5-9	1-2	4-4	1-8	1-1	3:58	5:30	7:37	7:16	24:21
Baylor	**36**	**0**	**6**	**7**	**23**			**9-13-8**	**30**	**42-127-2**	**24-40-0**	**370**	**2**	**82-497**	**4-45.8**	**1-0**	**6-20**	**3-15**	**3-5**	**4-4**	**1-10**	**3-3**	**9:04**	**8:01**	**8:16**	**11:28**	**36:49**
West Virginia	38	10	7	21	0			7-15-1	23	29-118-0	26-37-0	375	5	66-493	6-38.2	0-0	11-134	4-11	0-0	3-3	6-54	1-1	5:56	6:59	6:44	3:32	23:11
Baylor	**7**	**0**	**7**	**0**	**0**			**6-5-1**	**12**	**37-31-1**	**21-38-1**	**218**	**0**	**75-249**	**8-39.5**	**2-2**	**6-34**	**4-18**	**1-5**	**1-1**	**3-13**	**0-0**	**8:57**	**6:19**	**6:04**	**9:39**	**30:59**
Texas	38	7	14	3	14			8-11-0	19	35-171-3	27-36-1	256	1	71-427	6-44.5	0-0	7-72	5-15	0-2	3-4	3-35	1-2	6:03	8:41	8:56	5:21	29:01
Baylor	**38**	**0**	**21**	**7**	**10**			**7-13-0**	**20**	**39-120-2**	**24-30-0**	**335**	**3**	**69-455**	**5-37.8**	**0-0**	**7-60**	**7-16**	**2-2**	**5-6**	**3-19**	**1-2**	**7:50**	**8:34**	**7:51**	**9:14**	**33:29**
at Kansas	9	0	6	3	0			8-6-1	15	33-126-0	19-36-1	163	0	69-289	4-41.2	1-1	4-30	3-16	2-3	2-2	2-11	3-4	7:10	6:26	7:09	5:46	26:31
Baylor	**24**	**7**	**0**	**7**	**10**			**7-21-3**	**31**	**29-106-0**	**43-63-1**	**417**	**3**	**92-523**	**2-51.0**	**4-3**	**6-65**	**11-19**	**1-3**	**4-7**	**2-13**	**1-1**	**6:14**	**9:27**	**8:07**	**12:39**	**36:27**
vs. Texas Tech	38	14	7	10	7			7-10-1	18	30-91-1	24-29-0	246	2	59-337	4-41.5	1-1	6-64	4-10	1-1	3-4	1-8	1-1	8:46	5:33	6:53	2:21	23:33
Baylor	**13**	**7**	**3**	**3**	**0**			**10-13-2**	**25**	**38-133-0**	**26-36-1**	**198**	**1**	**74-331**	**5-27.6**	**1-1**	**4-30**	**5-15**	**3-3**	**2-3**	**0-0**	**2-2**	**9:50**	**7:25**	**9:01**	**4:51**	**31:07**
Iowa State	23	7	10	3	3			13-7-1	21	40-214-0	14-28-0	180	2	68-394	4-34.2	1-0	4-50	6-15	2-2	2-3	2-15	3-3	5:10	7:35	5:59	10:09	28:53
Baylor	**22**	**9**	**10**	**3**	**0**			**4-10-0**	**14**	**29-79-0**	**21-34-2**	**314**	**2**	**63-393**	**7-41.1**	**1-1**	**10-75**	**3-14**	**0-0**	**1-2**	**3-18**	**2-3**	**6:29**	**8:15**	**8:49**	**3:41**	**27:14**
at TCU	45	14	7	14	10			9-13-3	25	36-112-3	26-36-0	325	3	72-437	5-41.4	2-0	3-23	5-14	0-1	5-5	8-39	1-2	8:31	6:45	6:11	11:19	32:46

GAME-BY-GAME OFFENSIVE STARTERS

OPPONENT	WR	LT	LG	C	RG	RT	TE	WR	QB	RB	IR	FB	TE	IR
Liberty	Platt	Malin	Tecklenburg	R. Miller	Blackmar	Lawrence	Feuerbacher	Mims	Solomon	Hasty	Nicholson			
UTSA	Platt	Porter	Tecklenburg	R. Miller	Blackmar	Lawrence	Wainright	Mims	Solomon	Lovett	—	Boyd		
at Duke	Platt	Porter	Wilson	Tecklenburg	Blackmar	Lawrence	Saulin	Mims	Z. Smith	Lovett	—	—	Boyd	
Oklahoma	Sneed	Porter	Newman	Tecklenburg	Blackmar	Lawrence	—	Mims	Z. Smith	Lovett	Nicholson	—	—	Platt
at Kansas State	Stricklin	Porter	Newman	Tecklenburg	Blackmar	Lawrence	Feuerbacher	Mims	Z. Smith	T. Williams	Nicholson			
at Oklahoma State	Stricklin	Porter	Newman	Tecklenburg	Blackmar	Lawrence	Feuerbacher	Mims	Z. Smith	Lovett	Nicholson			
West Virginia	Holmes	Porter	Newman	Tecklenburg	Blackmar	Lawrence	Feuerbacher	Mims	Z. Smith	T. Williams	Nicholson			
Texas	Holmes	Porter	Newman	Tecklenburg	Blackmar	Lawrence	—	Mims	Z. Smith	T. Williams	Nicholson	—	—	M. Jones
at Kansas	Holmes	Porter	Newman	Tecklenburg	Blackmar	Lawrence	Feuerbacher	Mims	Brewer	T. Williams	B. Lynch			
vs. Texas Tech	Holmes	Porter	Newman	Tecklenburg	Blackmar	Lawrence	Feuerbacher	Mims	Brewer	T. Williams	—	—	Wainright	
Iowa State	Atkinson	Porter	Newman	Tecklenburg	Blackmar	Lawrence	—	Mims	Brewer	Hasty	B. Lynch	—	—	Nicholson
at TCU	Arkinson	Porter	Lawrence	Tecklenburg	Blackmar	Malin	Wainright	Mims	Brewer	Hasty	B. Lynch			

GAME-BY-GAME DEFENSIVE STARTERS

OPPONENT	DE	NT	DT	RE	WLB	MLB	SLB	CB	SS	FS	CB
Liberty	X. Jones	Lewis	K.J. Smith	Nance	Young	Johnston	Pitre	Hand	C. Miller	McVea	Blake
UTSA	Thompson	Lewis	M. Johnson	D. Williams	Young	Johnston	Pitre	Hand	Black	Hall	Blake
at Duke	X. Jones	Lewis	Roy	D. Williams	Young	Johnston	Pitre	Hand	Black	Hall	Lynch
Oklahoma	X. Jones	Lewis	Roy	Nance	Young	Johnston	D. Williams	Hand	Black	Hall	Arnold
at Kansas State	D. Williams	Lewis	Roy	Nance	Young	Johnston	Pitre	Lynch	Black	Hall	Arnold
at Oklahoma State	Artis	Lewis	Hunt	Nance	Young	Johnston	Black	Hand	Sells	Vaughns	Arnold
West Virginia	Artis	Lewis	Hunt	Nance	Young	Johnston	Black	Hand	Sells	Vaughns	Arnold
Texas	Roberts	Lewis	Hunt	Nance	Young	Johnston	Ogor	Hand	Sells	Vaughns	Arnold
at Kansas	Roberts	Lewis	Hunt	Nance	Pitre	Young	Ogor	Hand	Sells	Vaughns	Arnold
vs. Texas Tech	Roberts	Lewis	Hunt	Nance	J. Williams	Young	Pitre	Houston	Sells	Vaughns	Arnold
Iowa State	Roberts	Lewis	Hunt	Nance	J. Williams	Young	Pitre	Houston	Sells	Hall	Arnold
at TCU	Roberts	Lewis	Roy	Nance	J. Williams	L. Jones	Pitre	Hand	Sells	Hall	Arnold

2017 FINAL STATISTICS

GAME-BY-GAME PASSING

ANU SOLOMON	CMP	ATT	INT	PCT	YDS	TD	LONG	SACKS	EFF.
Liberty	14	29	1	48.3	278	3	75	0	156.04
UTSA	10	26	1	38.5	121	1	28	4	82.55
Last 10 Games		DNP							

CHARLIE BREWER	CMP	ATT	INT	PCT	YDS	TD	LONG	SACKS	EFF.
First 4 Games		DNP							
at Kansas State	0	0	0	—	0	0	0	0	—
at Oklahoma State	3	7	1	42.9	41	0	17	0	63.49
West Virginia	8	13	0	61.5	109	2	52	1	182.74
Texas	17	27	0	63.0	181	0	52	3	119.27
at Kansas	23	29	0	79.3	315	3	56	2	204.69
vs. Texas Tech	43	63	1	68.3	417	3	40	1	136.39
Iowa State	26	36	1	72.2	198	1	19	2	122.03
at TCU	19	29	1	65.5	301	2	58	6	168.57

ZACH SMITH	CMP	ATT	INT	PCT	YDS	TD	LONG	SACKS	EFF.
Liberty	0	1	1	0.0	0	0	0	0	-200.00
UTSA	1	1	0	100.0	16	0	0	0	234.40
at Duke	12	34	3	35.3	263	3	79	3	111.74
Oklahoma	33	50	0	66.0	463	4	72	3	170.18
at Kansas State	26	44	1	59.1	291	1	70	3	117.60
at Oklahoma State	11	28	1	39.3	127	0	21	1	70.24
West Virginia	16	27	0	59.3	261	0	56	5	140.46
Texas	4	11	1	36.4	37	0	21	0	46.44
at Kansas		DNP							
vs. Texas Tech		DNP							
Iowa State		DNP							
at TCU	2	5	1	40.0	13	0	7	2	11.76

GAME-BY-GAME RUSHING (No.-Yards-TDs)

PLAYER	NO-YDS-TD	LU	UTSA	at DUKE	OU	at KSU	at OSU	WVU	UT	at KU	vs. TTU	ISU	at TCU
Lovett, Jon	98-445-5	14-89-2	18-72-0	9-21-0	13-44-0	7-95-1	11-62-0	7-20-1	5-2-1	DNP	4-14-0	9-21-0	1-5-0
Hasty, JaMycal	76-364-1	11-56-1	DNP	DNP	DNP	DNP	6-15-0	10-40-0	5-7-0	5-28-0	13-73-0	17-86-0	9-9-0
Williams, Terence	73-256-1	DNP	DNP	DNP	11-26-0	11-27-0	10-95-0	7-7-0	7-29-0	23-62-1	3-7-0	DNP	1-2-0
Brewer, Charlie	65-166-0	DNP	DNP	DNP	DNP	1-(-1)-0	5-21-0	10-48-0	13-(-9)-0	8-22-0	9-12-0	10-24-0	9-49-0
Smith, Zach	30-(-79)-0	0-0-0	0-0-0	7-10-0	7-(-23)-0	3-(-19)-0	4-(-5)-0	5-(-42)-0	2-10-0	DNP	DNP	DNP	2-(-10)-0
Ebner, Trestan	23-121-1	0-0-0	0-0-0	0-0-0	1-4-0	0-0-0	9-37-1	3-54-1	2-7-0	2-4-0	0-0-0	DNP	6-15-0
Solomon, Anu	16-106-0	6-97-0	10-9-0	DNP	DNP	DNP	DNP	DNP	DNP	DNP	DNP	DNP	DNP
Dixon, Dru	10-29-0	1-1-0	0-0-0	9-28-0	DNP	DNP	DNP	DNP	DNP	DNP	DNP	DNP	DNP
Nicholson, Tony	4-41-0	0-0-0	1-31-0	0-0-0	1-4-0	2-6-0	0-0-0	0-0-0	0-0-0	DNP	0-0-0	0-0-0	0-0-0
Platt, Chris	4-36-0	2-11-0	1-26-0	1-(-1)-0	0-0-0	DNP	DNP	DNP	DNP	DNP	DNP	DNP	DNP
Atkinson, Jared	2-15-0	0-0-0	0-0-0	0-0-0	1-7-0	0-0-0	0-0-0	0-0-0	0-0-0	0-0-0	0-0-0	1-8-0	0-0-0
Martin, Connor	2-5-0	0-0-0	0-0-0	0-0-0	0-0-0	2-5-0	0-0-0	0-0-0	0-0-0	0-0-0	0-0-0	0-0-0	0-0-0
Okeke, Obim	2-3-0	0-0-0	0-0-0	0-0-0	0-0-0	0-0-0	0-0-0	0-0-0	2-3-0	DNP	DNP	DNP	0-0-0
Holmes, Gavin	1-4-1	0-0-0	0-0-0	0-0-0	0-0-0	0-0-0	0-0-0	0-0-0	0-0-0	1-4-1	0-0-0	DNP	DNP
Lynch, Blake	1-(-1)-0	0-0-0	0-0-0	1-(-1)-0	0-0-0	0-0-0	0-0-0	0-0-0	0-0-0	0-0-0	0-0-0	0-0-0	0-0-0
Mims, Denzel	1-(-6)-0	0-0-0	0-0-0	0-0-0	0-0-0	0-0-0	1-(-6)-0	0-0-0	0-0-0	0-0-0	0-0-0	0-0-0	0-0-0
Schrepfer, Qyatt	1-9-0	0-0-0	0-0-0	0-0-0	0-0-0	0-0-0	0-0-0	0-0-0	0-0-0	0-0-0	0-0-0	0-0-0	1-9-0

GAME-BY-GAME RECEIVING (No.-Yards-TDs)

PLAYER	NO-YDS-TD	LU	UTSA	at DUKE	OU	at KSU	at OSU	WVU	UT	at KU	vs. TTU	ISU	at TCU
Mims, Denzel	61-1087-8	2-85-1	3-62-1	2-67-1	11-192-3	7-127-1	2-20-0	7-132-0	4-42-0	5-122-0	12-152-1	4-60-0	2-26-0
Nicholson, Tony	41-344-0	5-28-0	1-7-0	3-29-0	7-74-0	5-24-0	4-57-0	3-20-0	3-38-0	DNP	3-17-0	5-35-0	2-15-0
Stricklin, Pooh	32-414-2	3-60-0	0-0-0	1-2-0	6-85-0	9-102-1	3-41-0	1-9-0	0-0-0	DNP	8-99-1	1-16-0	0-0-0
Hasty, JaMycal	25-105-0	1-3-0	DNP	DNP	DNP	DNP	0-0-0	1-8-0	3-13-0	2-5-0	9-51-0	8-24-0	1-1-0
Ebner, Trestan	20-267-3	0-0-0	0-0-0	1-6-0	1-7-0	2-10-0	0-0-0	5-109-2	2-12-0	3-34-0	0-0-0	DNP	6-89-1
Lynch, Blake	17-269-1	0-0-0	0-0-0	0-0-0	0-0-0	0-0-0	0-0-0	0-0-0	2-51-0	2-10-0	7-77-0	2-21-0	4-110-1
Platt, Chris	16-401-5	3-102-2	4-58-0	4-148-2	5-93-1	DNP	DNP	DNP	DNP	DNP	DNP	DNP	DNP
Holmes, Gavin	13-166-2	0-0-0	0-0-0	0-0-0	0-0-0	0-0-0	1-12-0	5-72-0	0-0-0	4-66-1	3-16-1	DNP	DNP
Feuerbacher, Jordan	7-73-1	0-0-0	DNP	DNP	0-0-0	0-0-0	2-25-0	0-0-0	0-0-0	1-25-1	0-0-0	4-23-0	DNP
Lovett, Jon	7-20-0	0-0-0	3-10-0	0-0-0	1-2-0	0-0-0	1-1-0	1-1-0	0-0-0	DNP	0-0-0	1-6-0	0-0-0
Williams, Terence	6-40-0	DNP	DNP	DNP	0-0-0	2-15-0	0-0-0	0-0-0	0-0-0	4-25-0	0-0-0	DNP	0-0-0
Atkinson, Jared	5-73-0	0-0-0	0-0-0	0-0-0	0-0-0	0-0-0	0-0-0	0-0-0	0-0-0	1-19-0	1-5-0	0-0-0	3-49-0
Sneed, R.J.	5-53-0	0-0-0	0-0-0	1-11-0	2-10-0	1-13-0	0-0-0	1-19-0	DNP	DNP	DNP	DNP	DNP
Wainright, Ish	4-34-2	0-0-0	0-0-0	0-0-0	DNP	DNP	DNP	0-0-0	0-0-0	1-9-1	0-0-0	1-13-1	2-12-0
White, Trevor	4-28-0	0-0-0	0-0-0	0-0-0	0-0-0	0-0-0	0-0-0	0-0-0	4-28-0	0-0-0	0-0-0	0-0-0	0-0-0
Jones, Marques	3-35-0	0-0-0	0-0-0	0-0-0	0-0-0	0-0-0	0-0-0	0-0-0	2-23-0	0-0-0	0-0-0	0-0-0	1-12-0
Brewer, Charlie	1-20-0	DNP	DNP	DNP	DNP	0-0-0	0-0-0	0-0-0	0-0-0	1-20-0	0-0-0	0-0-0	0-0-0
Jaynes, Tyler	1-12-0	0-0-0	0-0-0	0-0-0	0-0-0	0-0-0	1-12-0	DNP	DNP	DNP	0-0-0	0-0-0	0-0-0
Clements, Jayson	1-11-0	0-0-0	0-0-0	0-0-0	0-0-0	0-0-0	0-0-0	0-0-0	1-11-0	DNP	DNP	DNP	0-0-0

GAME-BY-GAME KICKING

CONNOR MARTIN	PAT	ATT	PCT	FG	ATT	PCT	LONG	PTS
Liberty	6	6	100.0	1	1	100.0	39	9
UTSA	1	1	100.0	1	1	100.0	20	4
at Duke	2	3	66.7	0	0	—	—	2
Oklahoma	3	3	100.0	4	5	80.0	46	15
at Kansas State	2	2	100.0	2	3	66.7	38	8
at Oklahoma State	1	1	100.0	3	3	100.0	40	10
West Virginia	3	3	100.0	3	3	100.0	42	12
Texas	1	1	100.0	0	0	—	—	1
at Kansas	4	4	100.0	1	2	50.0	38	7
vs. Texas Tech	3	3	100.0	1	1	100.0	34	6
Iowa State	1	1	100.0	2	2	100.0	47	7
at TCU	2	2	100.0	2	3	66.7	48	8

GAME-BY-GAME PUNTING

DREW GALITZ	NO	YDS	AVG	LONG	I20	TB	50+	60+
Liberty	4	163	40.8	45	0	0	0	0
UTSA	6	254	42.3	53	2	0	2	0
at Duke	7	360	51.4	70	2	0	2	2
Oklahoma	4	173	43.2	53	0	0	2	0
at Kansas State	0	0	—	0	0	0	0	0
Last 7 Games		DNP						

CONNOR MARTIN	NO	YDS	AVG	LONG	I20	TB	50+	60+
Liberty	0	0	—	0	0	0	0	0
UTSA	0	0	—	0	0	0	0	0
at Duke	0	0	—	0	0	0	0	0
Oklahoma	0	0	—	0	0	0	0	0
at Kansas State	3	126	42.0	49	1	0	0	0
at Oklahoma State	5	230	46.0	58	1	0	2	0
West Virginia	4	183	45.8	54	0	1	1	0
Texas	8	316	39.5	51	2	0	1	0
at Kansas	5	189	37.8	43	2	0	0	0
vs. Texas Tech	2	102	51.0	53	0	0	1	0
Iowa State	5	138	27.6	38	1	0	0	0
at TCU	7	288	41.1	52	3	0	1	0

2017 FINAL STATISTICS

GAME-BY-GAME TACKLES (UT-AT-TOT)

PLAYER	UT-AT-TOTAL	LU	UTSA	at DUKE	OU	at KSU	at OSU	WVU	UT	at KU	vs. TTU	ISU	at TCU
Young, Taylor	39-21-60	6-2-8	4-1-5	2-1-3	5-2-7	1-1-2	5-2-7	3-3-6	1-2-3	5-5-10	7-2-9	0-0-0	DNP
Johnston, Clay	34-20-54	3-3-6	9-1-10	6-7-13	7-0-7	4-3-7	0-2-2	5-2-7	0-2-2	DNP	DNP	DNP	DNP
Hand, Harrison	31-11-42	7-4-11	2-0-2	7-0-7	2-0-2	1-1-2	4-0-4	4-0-4	2-3-5	2-1-3	0-0-0	0-1-1	0-1-1
Vaughns, Verkedric	31-11-42	9-1-10	1-0-1	0-2-2	2-0-2	4-1-5	1-1-2	4-0-4	5-1-6	2-0-2	0-2-2	3-0-3	0-3-3
Hall, Davion	29-11-40	DNP	4-0-4	3-3-6	0-1-1	2-3-5	3-0-3	3-3-6	2-0-2	2-0-2	5-0-5	1-1-2	4-0-4
Williams, Jordan	25-13-38	2-1-3	1-0-1	3-3-6	0-0-0	1-0-1	2-0-2	0-0-0	0-2-2	3-3-6	4-1-5	5-1-6	4-2-6
Pitre, Jalen	29-8-37	5-2-7	3-0-3	4-0-4	2-0-2	2-2-4	1-1-2	1-0-1	0-1-1	2-0-2	2-0-2	2-2-4	5-0-5
Arnold, Grayland	26-9-35	DNP	DNP	DNP	3-0-3	0-0-0	2-1-3	3-2-5	3-1-4	3-1-4	4-2-6	3-1-4	5-1-6
Lewis, Ira	20-14-34	3-3-6	2-1-3	4-1-5	0-1-1	0-2-2	2-1-3	1-1-2	3-1-4	1-0-1	1-0-1	1-2-3	2-1-3
Nance, Brian	22-11-33	3-0-3	0-0-0	4-1-5	1-0-1	1-2-3	0-0-0	0-1-1	2-2-4	3-0-3	1-2-3	4-1-5	3-2-5
Roy, Bravvion	16-15-31	2-2-4	1-0-1	3-5-8	1-1-2	0-1-1	3-0-3	0-0-0	2-1-3	0-2-2	1-1-2	3-0-3	0-2-2
Sells, Taion	18-11-29	DNP	DNP	DNP	5-1-6	1-2-3	1-0-1	0-0-0	3-2-5	0-0-0	1-3-4	3-2-5	4-1-5
Miller, Chris	15-13-28	1-0-1	5-1-6	1-4-5	2-1-3	DNP	0-1-1	0-0-0	1-3-4	2-0-2	2-1-3	0-1-1	1-1-2
Ogor, Eric	19-8-27	0-0-0	1-1-2	4-0-4	0-0-0	5-2-7	2-0-2	2-1-3	4-2-6	1-2-3	0-0-0	DNP	DNP
Jones Jr., Lenoy	16-11-27	DNP	DNP	DNP	DNP	0-0-0	4-1-5	2-1-3	2-2-4	1-0-1	0-0-0	3-4-7	4-3-7
Black, Henry	13-12-25	2-0-2	1-1-2	0-0-0	1-1-2	1-1-2	0-0-0	2-1-3	1-2-3	3-1-4	0-1-1	1-1-2	1-3-4
Lynch, James	15-5-20	DNP	0-1-1	0-0-0	0-0-0	0-0-0	1-0-1	2-0-2	3-0-3	0-1-1	1-1-2	3-0-3	5-2-7
Roberts, Greg	14-5-19	3-0-3	0-0-0	1-1-2	0-1-1	0-0-0	2-0-2	1-0-1	1-0-1	0-0-0	2-1-3	2-0-2	2-2-4
Houston, Jameson	16-2-18	DNP	4-0-4	0-1-1	0-0-0	0-0-0	0-0-0	0-0-0	5-1-6	0-0-0	4-0-4	2-0-2	1-0-1
Lynch, Blake	13-5-18	4-0-4	2-2-4	1-1-2	0-0-0	3-1-4	3-0-3	0-1-1	0-0-0	0-0-0	0-0-0	0-0-0	0-0-0
Hunt, Tyrone	13-5-18	3-0-3	0-0-0	1-2-3	2-1-3	1-0-1	1-0-1	1-1-2	1-1-2	3-0-3	0-0-0	0-0-0	0-0-0
Williams, Deonte	10-5-15	0-0-0	4-0-4	0-3-3	0-1-1	1-1-2	DNP	DNP	0-0-0	2-0-2	2-0-2	1-0-1	DNP
McVea, Jairon	13-1-14	6-0-6	1-0-1	1-1-2	1-0-1	0-0-0	DNP	DNP	DNP	3-0-3	0-0-0	1-0-1	0-0-0
Preciado, Rajah	10-3-13	0-0-0	0-0-0	2-1-3	0-0-0	1-0-1	1-0-1	2-0-2	0-0-0	3-2-5	0-0-0	1-0-1	0-0-0
Waz, Chance	8-4-12	3-2-5	0-0-0	0-0-0	DNP	DNP	3-0-3	0-0-0	0-1-1	1-0-1	1-0-1	0-1-1	DNP
Jacobs, Jamie	5-5-10	0-1-1	0-0-0	1-0-1	1-0-1	0-1-1	DNP	DNP	0-0-0	1-0-1	0-1-1	1-1-2	1-1-2
Davis, Timarcus	4-6-10	0-0-0	0-0-0	1-0-1	0-1-1	1-0-1	0-1-1	2-1-3	0-0-0	0-0-0	0-0-0	0-1-1	0-2-2
Jones, Xavier	2-4-6	0-1-1	2-1-3	0-1-1	0-1-1	DNP	DNP	DNP	DNP	DNP	DNP	DNP	DNP
Blake, Jourdan	4-1-5	3-0-3	1-1-2	DNP	0-0-0	0-0-0	DNP	DNP	DNP	DNP	DNP	DNP	DNP
Johnson, Micheal	4-1-5	1-0-1	1-0-1	0-0-0	0-0-0	0-0-0	0-0-0	0-0-0	1-0-1	1-0-1	0-0-0	0-1-1	0-0-0
Matiscik, Ross	3-1-4	0-0-0	0-0-0	1-0-1	0-0-0	1-0-1	0-0-0	0-0-0	1-0-1	0-0-0	0-0-0	0-1-1	0-0-0
Smith, K.J.	2-2-4	2-2-4	DNP	DNP	DNP	DNP	DNP	DNP	DNP	DNP	DNP	DNP	DNP
Thompson, BJ	2-1-3	1-0-1	0-0-0	DNP	DNP	DNP	1-1-2	0-0-0	0-0-0	0-0-0	0-0-0	0-0-0	0-0-0
Platt, Chris	2-0-2	1-0-1	0-0-0	0-0-0	1-0-1	DNP	DNP	DNP	DNP	DNP	DNP	DNP	DNP
Lovett, John	2-0-2	1-0-1	0-0-0	0-0-0	0-0-0	0-0-0	1-0-1	0-0-0	0-0-0	DNP	0-0-0	0-0-0	0-0-0
Sneed, R.J.	2-0-2	0-0-0	0-0-0	0-0-0	0-0-0	0-0-0	2-0-2	0-0-0	DNP	DNP	DNP	DNP	DNP
Sedwick, Jay	2-0-2	DNP	DNP	DNP	DNP	DNP	1-0-1	1-0-1	0-0-0	0-0-0	0-0-0	0-0-0	0-0-0
Kelly, Chad	2-0-2	0-0-0	0-0-0	0-0-0	0-0-0	0-0-0	0-0-0	0-0-0	0-0-0	2-0-2	0-0-0	0-0-0	0-0-0
Jones, Marques	1-1-2	0-0-0	0-0-0	0-0-0	1-1-2	0-0-0	0-0-0	0-0-0	0-0-0	0-0-0	0-0-0	0-0-0	0-0-0
Solomon, Anu	1-0-1	0-0-0	1-0-1	DNP	DNP	DNP	DNP	DNP	DNP	DNP	DNP	DNP	DNP
Blackmar, Blake	1-0-1	0-0-0	0-0-0	1-0-1	0-0-0	0-0-0	0-0-0	0-0-0	0-0-0	0-0-0	0-0-0	0-0-0	0-0-0
Galitz, Drew	1-0-1	0-0-0	0-0-0	0-0-0	1-0-1	0-0-0	DNP	DNP	DNP	DNP	DNP	DNP	DNP
Brewer, Charlie	1-0-1	DNP	DNP	DNP	DNP	0-0-0	0-0-0	0-0-0	1-0-1	0-0-0	0-0-0	0-0-0	0-0-0
Artis, DJ	1-0-1	0-0-0	DNP	DNP	DNP	DNP	0-0-0	0-0-0	0-0-0	0-0-0	1-0-1	DNP	DNP
Morrison, Russell	1-0-1	DNP	DNP	DNP	DNP	DNP	DNP	DNP	DNP	DNP	0-0-0	1-0-1	0-1-1
Wainright, Ishmail	1-0-1	0-0-0	0-0-0	DNP	DNP	DNP	0-0-0	0-0-0	0-0-0	0-0-0	0-0-0	0-0-0	1-0-1
Texada, Raleigh	1-0-1	DNP	DNP	DNP	DNP	DNP	DNP	DNP	DNP	DNP	0-0-0	0-0-0	1-0-1
Jones, Will	1-0-1	DNP	DNP	DNP	DNP	DNP	DNP	DNP	DNP	0-0-0	0-0-0	0-0-0	1-0-1

GAME-BY-GAME TACKLES FOR LOSS (TFL-YADS)

PLAYER	TFL-YDS	LU	UTSA	at DUKE	OU	at KSU	at OSU	WVU	UT	at KU	vs. TTU	ISU	at TCU
Lewis, Ira	11.5-47	1.5-3	0.5-2	2.5-11	0.0-0	0.5-1	0.5-0	0.0-0	2.0-10	1.0-9	1.0-1	0.0-0	2.0-10
Johnston, Clay	9.0-29	2.5-6	1.0-4	3.0-11	1.0-3	1.0-4	0.5-1	0.0-0	0.0-0	DNP	DNP	DNP	DNP
Nance, Brian	8.5-30	0.0-0	0.0-0	2.0-15	0.0-0	1.0-1	0.0-0	0.0-0	1.0-5	0.0-0	1.0-2	1.0-3	2.5-4
Young, Taylor	8.0-34	1.0-4	0.0-0	0.0-0	2.0-15	0.0-0	0.0-0	1.0-1	0.0-0	3.0-13	1.0-1	0.0-0	DNP
Ogor, Eric	6.5-24	0.0-0	1.0-11	2.0-8	0.0-0	1.0-1	1.0-2	0.5-1	1.0-1	0.0-0	0.0-0	0.0-0	DNP
Lynch, James	5.0-21	DNP	0.0-0	0.0-0	0.0-0	0.0-0	0.0-0	1.0-10	2.0-2	0.0-0	1.0-7	0.0-0	1.0-2
Roberts, Greg	4.0-6	1.0-1	0.0-0	0.0-0	0.0-0	0.0-0	0.0-0	1.0-1	0.0-0	0.0-0	1.0-3	0.0-0	1.0-1
Hunt, Tyrone	3.5-11	1.0-3	0.0-0	0.5-0	1.0-2	1.0-6	0.0-0	0.0-0	0.0-0	0.0-0	0.0-0	0.0-0	0.0-0
Pitre, Jalen	3.0-12	0.0-0	1.0-2	0.0-0	0.0-0	0.0-0	1.0-4	0.0-0	0.0-0	1.0-6	0.0-0	0.0-0	0.0-0
Williams, Jordan	3.0-10	0.0-0	0.0-0	0.0-0	0.0-0	0.0-0	0.0-0	0.0-0	0.0-0	1.0-2	1.0-6	0.0-0	1.0-2
Arnold, Grayland	3.0-8	DNP	DNP	DNP	0.0-0	0.0-0	0.0-0	0.5-1	0.0-0	1.0-1	0.0-0	0.0-0	1.5-6
Roy, Bravvion	3.0-4	0.5-1	0.0-0	1.5-2	0.0-0	0.0-0	0.0-0	0.0-0	0.5-1	0.0-0	0.0-0	0.0-0	0.5-0
Jones Jr., Lenoy	2.0-11	DNP	DNP	DNP	DNP	0.0-0	0.0-0	0.0-0	0.5-0	0.0-0	0.0-0	0.0-0	1.5-11
Vaughns, Verkedric	2.0-8	0.0-0	0.0-0	0.0-0	0.0-0	0.0-0	0.0-0	0.0-0	1.0-4	0.0-0	0.0-0	0.0-0	1.0-4
Jones, Xavier	2.0-5	0.5-2	1.5-3	0.0-0	0.0-0	DNP	DNP	DNP	DNP	DNP	DNP	DNP	DNP
Williams, Deonte	1.5-2	0.0-0	0.0-0	0.5-1	0.0-0	0.0-0	DNP	DNP	0.0-0	0.0-0	1.0-1	0.0-0	DNP
Waz, Chance	1.0-7	1.0-7	0.0-0	0.0-0	DNP	DNP	0.0-0	0.0-0	0.0-0	0.0-0	0.0-0	0.0-0	DNP
Preciado, Rajah	1.0-6	0.0-0	0.0-0	0.0-0	0.0-0	0.0-0	0.0-0	1.0-6	0.0-0	0.0-0	0.0-0	0.0-0	0.0-0
Johnson, Micheal	1.0-4	0.0-0	1.0-4	0.0-0	0.0-0	0.0-0	0.0-0	0.0-0	0.0-0	0.0-0	0.0-0	0.0-0	0.0-0
Houston, Jameson	1.0-4	DNP	0.0-0	0.0-0	0.0-0	0.0-0	0.0-0	0.0-0	0.0-0	0.0-0	1.0-4	0.0-0	0.0-0
Sells, Taion	1.0-3	DNP	DNP	DNP	0.0-0	0.0-0	0.0-0	0.0-0	0.0-0	0.0-0	0.0-0	1.0-3	0.0-0
Blake, Jourdan	1.0-1	1.0-1	0.0-0	DNP	0.0-0	0.0-0	DNP	DNP	DNP	DNP	DNP	DNP	DNP
Thompson, BJ	1.0-1	0.0-0	0.0-0	DNP	DNP	DNP	1.0-1	0.0-0	0.0-0	0.0-0	0.0-0	0.0-0	0.0-0
Hand, Harrison	0.5-0	0.0-0	0.0-0	0.0-0	0.0-0	0.5-0	0.0-0	0.0-0	0.0-0	0.0-0	0.0-0	0.0-0	0.0-0

GAME-BY-GAME SACKS (SACKS-YADS)

PLAYER	SACKS-YARDS	LU	UTSA	at DUKE	OU	at KSU	at OSU	WVU	UT	at KU	vs. TTU	ISU	at TCU
Lewis, Ira	5.0-37	1.0-2	0.5-2	1.0-9	0.0-0	0.0-0	0.0-0	0.0-0	1.0-8	1.0-9	0.0-0	0.0-0	1.0-9
Young, Taylor	3.0-21	0.0-0	0.0-0	0.0-0	2.0-15	0.0-0	0.0-0	0.0-0	0.0-0	1.0-4	0.0-0	0.0-0	DNP
Lynch, James	3.0-18	DNP	0.0-0	0.0-0	0.0-0	0.0-0	0.0-0	1.0-10	1.0-1	0.0-0	1.0-7	0.0-0	0.0-0
Nance, Brian	2.5-16	0.0-0	0.0-0	2.0-15	0.0-0	0.0-0	0.0-0	0.0-0	0.0-0	0.0-0	0.0-0	0.0-0	0.5-1
Ogor, Eric	2.0-16	0.0-0	1.0-11	1.0-5	0.0-0	0.0-0	0.0-0	0.0-0	0.0-0	0.0-0	0.0-0	0.0-0	DNP
Jones, Xavier	1.5-3	0.0-0	1.5-3	0.0-0	0.0-0	DNP	DNP	DNP	DNP	DNP	DNP	DNP	DNP
Jones Jr., Lenoy	1.0-8	DNP	DNP	DNP	DNP	0.0-0	0.0-0	0.0-0	0.0-0	0.0-0	0.0-0	0.0-0	1.0-8
Johnston, Clay	1.0-7	0.0-0	0.0-0	1.0-7	0.0-0	0.0-0	0.0-0	0.0-0	0.0-0	DNP	DNP	DNP	DNP
Pitre, Jalen	1.0-6	0.0-0	0.0-0	0.0-0	0.0-0	0.0-0	0.0-0	0.0-0	0.0-0	1.0-6	0.0-0	0.0-0	0.0-0
Williams, Jordan	1.0-6	0.0-0	0.0-0	0.0-0	0.0-0	0.0-0	0.0-0	0.0-0	0.0-0	0.0-0	1.0-6	0.0-0	0.0-0
Vaughns, Verkedric	1.0-4	0.0-0	0.0-0	0.0-0	0.0-0	0.0-0	0.0-0	0.0-0	1.0-4	0.0-0	0.0-0	0.0-0	0.0-0
Roy, Bravvion	0.5-0	0.0-0	0.0-0	0.0-0	0.0-0	0.0-0	0.0-0	0.0-0	0.0-0	0.0-0	0.0-0	0.0-0	0.5-0

2017 FINAL STATISTICS

SCORING DRIVES

OPPONENT	PLAYS	YDS	DRIVE TIME	QTR/ CLOCK	DRIVE START	PLAY
Liberty	9	75	3:36	2nd/13:59	BU25	Mims 45 pass from Solomon
Liberty	6	75	2:00	2nd/9:38	BU25	Hasty 14 run
Liberty	14	68	5:05	2nd/0:12	BU10	Martin 39 FG
Liberty	3	75	0:22	3rd/13:13	BU25	Platt 20 pass from Solomon
Liberty	1	75	0:11	3rd/5:37	BU25	Platt 75 pass from Solomon
Liberty	4	75	1:32	4th/10:39	BU25	Lovett 3 run
Liberty	3	43	1:12	4th/5:00	LU43	Lovett 34 run
UTSA	1	20	0:06	2nd/8:33	UTSA20	Mims 20 pass from Solomon
UTSA	9	41	3:33	4th/2:40	UTSA3	Martin 20 FG
at Duke	2	39	0:14	1st/14:28	DU39	Mims 44 pass from Smith
at Duke	2	75	0:42	3rd/11:30	BU25	Platt 73 pass from Smith
at Duke	2	80	0:48	3rd/0:05	BU20	Platt 79 pass from Smith
Oklahoma	1	19	0:05	1st/0:25	OU19	Mims 19 pass from Smith
Oklahoma	9	31	2:26	2nd/12:39	OU45	Martin 32 FG
Oklahoma	3	75	1:18	2nd/8:48	BU25	Mims 71 pass from Smith
Oklahoma	2	75	0:45	3rd/14:15	BU25	Platt 72 pass from Smith
Oklahoma	11	56	3:57	3rd/8:22	BU20	Martin 41 FG
Oklahoma	7	40	2:13	3rd/2:45	BU31	Martin 46 FG
Oklahoma	8	57	1:51	4th/7:04	BU25	Martin 36 FG
Oklahoma	11	85	2:30	4th/1:41	BU15	Mims 6 pass from Smith
at Kansas State	13	53	7:11	1st/6:01	BU26	Martin 38 FG
at Kansas State	16	65	7:15	3rd/7:45	BU25	Martin 27 FG
at Kansas State	4	85	1:04	3rd/3:31	BU15	Lovett 74 run
at Kansas State	4	79	1:38	4th/13:07	BU21	Mims 70 pass from Smith
at Oklahoma State	12	75	6:37	1st/8:23	BU25	Ebner fumble recovery in endzone
at Oklahoma State	11	55	5:25	2nd/9:18	BU25	Martin 38 FG
at Oklahoma State	10	51	2:52	3rd/11:47	BU26	Martin 40 FG
at Oklahoma State	8	66	2:28	3rd/6:56	BU22	Martin 29 FG
West Virginia	8	69	4:53	2nd/10:36	BU25	Martin 23 FG
West Virginia	7	60	2:07	2nd/4:08	BU15	Martin 42 FG
West Virginia	4	80	2:14	3rd/7:39	BU20	Lovett 7 run
West Virginia	3	80	0:33	4th/14:31	BU20	Ebner 52 pass from Brewer
West Virginia	2	49	0:41	4th/13:50	WVU49	Ebner 40 run
West Virginia	13	69	6:01	4th/6:07	BU25	Martin 23 FG
West Virginia	16	86	4:17	4th/0:17	BU14	Ebner 9 pass from Brewer
Texas	3	55	1:04	2nd/8:38	BU45	Lovett 2 run
at Kansas	3	75	1:09	2nd/13:15	BU25	Holmes 26 pass from Brewer
at Kansas	9	74	4:31	2nd/7:03	BU26	Feuerbacher 25 pass from Brewer
at Kansas	5	56	1:42	2nd/2:29	BU44	Holmes 4 run
at Kansas	10	54	4:39	3rd/2:51	BU46	T. Williams 1 run
at Kansas	8	35	4:28	4th/8:45	BU44	Martin 38 FG
at Kansas	9	49	4:46	4th/2:31	KU49	Wainright 9 pass from Brewer
vs. Texas Tech	12	75	4:18	1st/10:28	BU25	Holmes 4 pass from Brewer
vs. Texas Tech	10	75	3:34	3rd/1:08	BU25	Stricklin 6 pass from Brewer
vs. Texas Tech	10	64	2:42	4th/7:57	BU19	Martin 34 FG
vs. Texas Tech	13	80	3:52	4th/1:33	BU20	Mims 3 pass from Brewer
Iowa State	6	66	2:04	1st/10:59	BU34	Wainright 13 pass from Brewer
Iowa State	19	74	7:19	2nd/13:50	BU17	Martin 27 FG
Iowa State	6	45	2:36	3rd/12:24	BU25	Martin 47 FG
*at TCU	—	—	—	1st/14:10	—	Roy safety
at TCU	2	60	0:37	1st/13:26	BU40	Lynch 54 pass from Brewer
at TCU	3	60	1:26	2nd/5:23	BU40	Ebner 58 pass from Brewer
at TCU	8	42	2:41	2nd/0:00	BU28	Martin 48 FG
at TCU	6	59	2:36	3rd/9:56	BU35	Martin 23 FG
AVERAGE DRIVE	**7.2**	**62.2**	**2:45**			

* - not counted toward average drive length

DRIVES SUPERLATIVES

MOST PLAYS:	19 (FG vs. ISU)	**FEWEST PLAYS:**	1 (TD; 3 times)
MOST YARDS:	86 (TD vs. WVU)	**FEWEST YARDS:**	19 (TD vs. OU)
LONGEST TIME:	7:19 (FG vs. ISU)	**SHORTEST TIME:**	0:05 (TD vs. OU)

LONG PLAYS FROM SCRIMMAGE (25-Plus Yards)

YDS	PLAY	OPPONENT (QTR)
79	Platt pass from Smith [TD]	at Duke (3rd)
75	Platt pass from Solomon [TD]	Liberty (3rd)
74	Lovett run [TD]	at Kansas State (3rd)
73	Platt pass from Smith [TD]	at Duke (3rd)
72	Platt pass from Smith [TD]	Oklahoma (3rd)
71	Mims pass from Smith [TD]	Oklahoma (2nd)
70	Mims pass from Smith [TD]	at Kansas State (4th)
58	Ebner pass from Brewer [TD]	at TCU (2nd)
56	Holmes pass from Smith	West Virginia (3rd)
56	Mims pass from Brewer	at Kansas (2nd)
54	Lynch pass from Brewer	at TCU (1st)
52	Ebner pass from Brewer [TD]	West Virginia (4th)
52	Lynch pass from Brewer	Texas (2nd)
51	Brewer run	at TCU (3rd)
49	Stricklin pass from Solomon	Liberty (2nd)
45	Mims pass from Solomon [TD]	Liberty (2nd)
45	Mims pass from Smith	West Virginia (2nd)
44	Solomon run	Liberty (4th)
44	Mims pass from Smith [TD]	at Duke (1st)
42	Hasty run	Iowa State (1st)
41	Nicholson pass from Smith	Oklahoma (4th)
40	Mims pass from Solomon	Liberty (3rd)
40	Ebner run [TD]	West Virginia (4th)
40	Lynch pass from Brewer	vs. Texas Tech (3rd)
40	Lynch pass from Brewer	at TCU (2nd)
39	T. Williams run	at Oklahoma State (3rd)
35	Mims pass from Brewer	vs. Texas Tech (1st)
34	Lovett run [TD]	Liberty (4th)
32	Stricklin pass from Smith	Oklahoma (3rd)
31	Nicholson run	UTSA (1st)
31	Stricklin pass from Smith	at Kansas State (4th)
30	Mims pass from Brewer	at Kansas (2nd)
28	Platt pass from Solomon	UTSA (4th)
28	Stricklin pass from Brewer	vs. Texas Tech (2nd)
27	Mims pass from Solomon	UTSA (3rd)
27	Mims pass from Brewer	vs. Texas Tech (4th)
26	Platt run	UTSA (3rd)
26	Mims pass from Smith	West Virginia (2nd)
26	Holmes pass from Brewer [TD]	at Kansas (2nd)
25	Mims pass from Smith	Oklahoma (4th)
25	Feuerbacher pass from Brewer [TD]	at Kansas (2nd)
25	Atkinson pass from Brewer	at TCU (3rd)

2017 FINAL STATISTICS

BAYLOR SUPERLATIVES

INDIVIDUAL

Rushes	23	Williams,Ter. at Kansas (Nov 04, 2017)
Yards Rushing	97	Solomon,Anu vs LIBERTY (Sep 02, 2017)
TD Rushes	2	Lovett,John vs LIBERTY (Sep 02, 2017)
Long Rush	74	Lovett,John at Kansas State (Sep 30, 2017)
Pass attempts	63	Brewer,Charlie vs Texas Tech (Nov 11, 2017)
Pass completions	43	Brewer,Charlie vs Texas Tech (Nov 11, 2017)
Yards Passing	463	Smith,Zach vs Oklahoma (Sep 23, 2017)
TD Passes	4	Smith,Zach vs Oklahoma (Sep 23, 2017)
Long Pass	79	Smith,Zach at Duke (Sep 16, 2017)
Receptions	12	Mims,Denzel vs Texas Tech (Nov 11, 2017)
Yards Receiving	192	Mims,Denzel vs Oklahoma (Sep 23, 2017)
TD Receptions	3	Mims,Denzel vs Oklahoma (Sep 23, 2017)
Long Reception	79	Platt,Chris at Duke (Sep 16, 2017)
Field Goals	4	Martin,Connor vs Oklahoma (Sep 23, 2017)
Long Field Goal	48	Martin,Connor at TCU (Nov 24, 2017)
Punts	8	Martin,Connor vs Texas (Oct 28, 2017)
Punting Avg	51.4	Galitz,Drew at Duke (Sep 16, 2017)
Long Punt	70	Galitz,Drew at Duke (Sep 16, 2017)
Punts inside 20	3	Galitz,Drew at Duke (Sep 16, 2017)
		Martin,Connor at TCU (Nov 24, 2017)
Long Punt Return	42	Nicholson,Tony vs Oklahoma (Sep 23, 2017)
Long Kickoff Return	36	Hasty,JaMycal at Kansas (Nov 04, 2017)
Tackles	13	Johnston,Clay at Duke (Sep 16, 2017)
Sacks	2.0	Nance,Brian at Duke (Sep 16, 2017)
		Young,Taylor vs Oklahoma (Sep 23, 2017)
Tackles For Loss	3.0	Johnston,Clay at Duke (Sep 16, 2017)
		Young,Taylor at Kansas (Nov 04, 2017)
Interceptions	1	Black,Henry at Duke (Sep 16, 2017)
		Arnold,Grayland vs Texas (Oct 28, 2017)
		Hand,Harrison at Kansas (Nov 04, 2017)

TEAM

Rushes	46	at Oklahoma State (Oct 14, 2017)
Yards Rushing	254	vs LIBERTY (Sep 02, 2017)
Yards Per Rush	7.5	vs LIBERTY (Sep 02, 2017)
TD Rushes	3	vs LIBERTY (Sep 02, 2017)
Pass attempts	63	vs Texas Tech (Nov 11, 2017)
Pass completions	43	vs Texas Tech (Nov 11, 2017)
Yards Passing	463	vs Oklahoma (Sep 23, 2017)
Yards Per Pass	11.2	at Kansas (Nov 04, 2017)
TD Passes	4	vs Oklahoma (Sep 23, 2017)
Total Plays	92	vs Texas Tech (Nov 11, 2017)
Total Offense	532	vs LIBERTY (Sep 02, 2017)
Yards Per Play	8.3	vs LIBERTY (Sep 02, 2017)
Points	45	vs LIBERTY (Sep 02, 2017)
Sacks By	5	at Duke (Sep 16, 2017)
First Downs	31	vs Texas Tech (Nov 11, 2017)
Penalties	11	at Duke (Sep 16, 2017)
Penalty Yards	100	at Duke (Sep 16, 2017)
Turnovers	4	at Duke (Sep 16, 2017); vs Texas Tech (Nov 11, 2017)
Interceptions By	1	three times
Punts	8	vs Texas (Oct 28, 2017)
Punting Avg	51.4	at Duke (Sep 16, 2017)
Long Punt	70	at Duke (Sep 16, 2017)
Punts inside 20	3	at Duke (Sep 16, 2017); at TCU (Nov 24, 2017)
Long Punt Return	42	vs Oklahoma (Sep 23, 2017)

OPPONENT SUPERLATIVES

INDIVIDUAL

Rushes	28	Mosley, C., vs LIBERTY (Sep 02, 2017)
Yards Rushing	176	Wilson, S, at Duke (Sep 16, 2017)
TD Rushes	2	Wilson, S, at Duke (Sep 16, 2017)
		Sermon, Trey, vs Oklahoma (Sep 23, 2017)
Long Rush	99	Adams, Abdul, vs Oklahoma (Sep 23, 2017)
Pass attempts	60	Calvert, S., vs LIBERTY (Sep 02, 2017)
Pass completions	44	Calvert, S., vs LIBERTY (Sep 02, 2017)
Yards Passing	459	Rudolph, Mason, at Oklahoma State (Oct 14, 2017)
TD Passes	5	Grier, Will, vs West Virginia (Oct 21, 2017)
Long Pass	68	Rudolph, Mason, at Oklahoma State (Oct 14, 2017)
Receptions	13	Gandy-Golden,A., vs LIBERTY (Sep 02, 2017)
Yards Receiving	235	Washington, J., at Oklahoma State (Oct 14, 2017)
TD Receptions	3	Sills V, David, vs West Virginia (Oct 21, 2017)
Long Reception	68	Washington, J., at Oklahoma State (Oct 14, 2017)
Field Goals	4	Probert, A., vs LIBERTY (Sep 02, 2017)
		McCrane, M., at Kansas State (Sep 30, 2017)
Long Field Goal	49	McCrane, M., at Kansas State (Sep 30, 2017)
Punts	7	Parker, A, at Duke (Sep 16, 2017)
Punting Avg	54.0	Sinor, Zach, at Oklahoma State (Oct 14, 2017)
Long Punt	58	Walsh, Nick, at Kansas State (Sep 30, 2017)
Punts inside 20	3	Routsas, vs UTSA (Sep 09, 2017)
		Dickson, Michae, vs Texas (Oct 28, 2017)
Long Punt Return	34	Pringle, Byron, at Kansas State (Sep 30, 2017)
Long Kickoff Return	92	Coutee, Keke, vs Texas Tech (Nov 11, 2017)
Tackles	12	Giles-Harris, J, at Duke (Sep 16, 2017)
Sacks	5.5	Boesen, Mat, at TCU (Nov 24, 2017)
Tackles For Loss	5.5	Boesen, Mat, at TCU (Nov 24, 2017)
Interceptions	1	14 players

TEAM

Rushes	51	at Duke (Sep 16, 2017)
Yards Rushing	342	vs Oklahoma (Sep 23, 2017)
Yards Per Rush	8.6	vs Oklahoma (Sep 23, 2017)
TD Rushes	5	at Oklahoma State (Oct 14, 2017)
Pass attempts	60	vs LIBERTY (Sep 02, 2017)
Pass completions	44	vs LIBERTY (Sep 02, 2017)
Yards Passing	471	at Oklahoma State (Oct 14, 2017)
Yards Per Pass	14.9	vs Oklahoma (Sep 23, 2017)
TD Passes	5	vs West Virginia (Oct 21, 2017)
Total Plays	103	vs LIBERTY (Sep 02, 2017)
Total Offense	747	at Oklahoma State (Oct 14, 2017)
Yards Per Play	10.6	vs Oklahoma (Sep 23, 2017)
Points	59	at Oklahoma State (Oct 14, 2017)
Sacks By	8	at TCU (Nov 24, 2017)
First Downs	31	vs LIBERTY (Sep 02, 2017)
Penalties	11	vs West Virginia (Oct 21, 2017)
Penalty Yards	134	vs West Virginia (Oct 21, 2017)
Turnovers	2	at Duke (Sep 16, 2017)
		at Oklahoma State (Oct 14, 2017)
		at Kansas (Nov 04, 2017)
Interceptions By	3	at Duke (Sep 16, 2017)
Punts	8	at Duke (Sep 16, 2017)
Punting Avg	54.0	at Oklahoma State (Oct 14, 2017)
Long Punt	58	at Kansas State (Sep 30, 2017)
Punts inside 20	3	vs UTSA (Sep 09, 2017); vs Texas (Oct 28, 2017)
Long Punt Return	34	at Kansas State (Sep 30, 2017)

2017 FINAL STATISTICS

RED ZONE

OPPONENT	SCORE	TIMES IN RED ZONE	SCORES	POINTS	TDS	RUSH TDS	PASS TDS	FGS	FAILED TO SCORE INSIDE 20 FGA	DOWNS	INT	FUM	HALF	GAME
Liberty	45-48	3	3	21	3	2	1	0	0	0	0	0	0	0
UTSA	10-17	3	2	10	1	0	1	1	1	1	0	0	0	0
at Duke	20-34	0	0	0	0	0	0	0	0	0	0	0	0	0
Oklahoma	41-49	5	4	20	2	0	2	2	3	0	0	0	0	0
at Kansas State	20-33	3	2	6	0	0	0	2	3	0	0	0	0	0
at Oklahoma State	16-59	3	3	13	1	1	0	2	2	0	0	0	0	0
West Virginia	36-38	4	4	19	2	1	1	2	2	0	0	0	0	0
Texas	7-38	1	1	7	1	1	0	0	0	0	0	0	0	0
at Kansas	38-9	6	5	31	4	2	2	1	2	0	0	0	0	0
vs. Texas Tech	24-38	7	4	24	3	0	3	1	1	1	1	1	0	0
Iowa State	13-23	3	2	10	1	0	1	1	1	0	1	0	0	0
at TCU	22-45	2	1	3	0	0	0	1	2	0	0	0	0	0
Totals		**40**	**31**	**164**	**18**	**7**	**11**	**13**	**17**	**2**	**2**	**1**	**0**	**0**
Opponents		**44**	**39**	**205**	**22**	**12**	**10**	**17**	**19**	**0**	**1**	**1**	**0**	**1**

SEASON PCT. (OVERALL): 31 of 40 (77.5%) **SEASON PCT. (TDS):** 18 of 40 (45.0%)
SEASON PCT. (NO SCORE): 9 of 40 (22.5%) **SEASON PCT. (FGS):** 13 of 40 (32.5%)

MISCELLANEOUS INFORMATION

OPPONENT	BAYLOR CAPTAINS	COIN TOSS	BAYLOR KO/REC	BAYLOR FIRST PLAY	OPP. FIRST POSSESSION	KICKOFF TIME (SITE)	GAME LENGTH	BU UNIFORM	GAME TIME TEMP	SURFACE	RESULT
Liberty	Feuerbacher, Nance, K.J. Smith, Young	LU	KO	Solomon to Platt, inc.	FG	6:05 p.m.	3:48	Green/Green/Green	93	Turf	L, 45-48
UTSA	Clements, Platt, Porter	BU	REC	Lovett 12 yd run	Punt	7:05 p.m.	3:17	Black/Green/Black	86	Turf	L, 10-17
at Duke	Blackmar, Hall, Z. Smith, Young	BU	KO	Smith to Platt, inc.	Fumble	12:30 p.m.	3:25	Gold/White/Gold	82	Grass	L, 20-34
Oklahoma	Lawrence, K.J. Smith, T. Williams	BU	KO	Smith to Nicholson, 0 yds	TD	5:42 p.m.	3:54	Black/Black/Black	93	Turf	L, 41-49
at Kansas State	Arnold, Mims, Tecklenburg, Young	BU	KO	Smith to Stricklin, 8 yds	TD	2:35 p.m.	3:24	White/White/White	80	Turf	L, 20-33
at Oklahoma State	Feuerbacher, Sells, Z. Smith, Vaughs	OSU	REC	Lovett 1 yd run	Punt	2:30 p.m.	3:25	Green/White/Green	89	Turf	L, 16-59
West Virginia	Arnold, Johnston, Lynch, T. Williams	WVU	REC	Smith to Mims, 16 yds	FG	7:05 p.m.	3:41	Gold/Green/Gold	86	Turf	L, 36-38
Texas	Blackmar, Hunt, Nance, Nicholson	UT	REC	Smith to Mims, inc.	Punt	11:02 a.m.	3:16	Gray/Green/Gray	52	Turf	L, 7-38
at Kansas	Hall, Roy, Sells, Young	KU	REC	T. Williams 1 yd run	Missed FG	11:05 a.m.	3:16	White/White/Green	47	Turf	W, 38-9
vs. Texas Tech	Feuerbacher, Murphy, Simmons, Young	BU	KO	Brewer to Holmes, inc.	Kick Return TD	11:05 a.m.	3:38	Chrome/Black/Black	Indoors	Turf	L, 24-38
Iowa State	Arnold, Lewis, Mims, Tecklenburg	BU	KO	Brewer 3 yd run	Punt	1:36 p.m.	3:16	Green/Gray/Green	70	Turf	L, 13-23
at TCU	Nance, Young, Sells	BU	KO	Brewer to Lynch, 6 yds	Safety	11:05 a.m.	3:26	White/White/White	66	Grass	L, 22-45

GAME RECAPS

LIBERTY 48, BAYLOR 45

MCLANE STADIUM • WACO, TEXAS

SEPT. 2, 2017 • ATTENDANCE: 45,784

Anu Solomon threw for 278 yards and three touchdowns, adding 97 yards on six rushes, but Baylor came up short, falling 48-45 to the Liberty Flames in the season opener.

Solomon was 14 of 29 on passing, connecting once with **Denzel Mims** and twice with **Chris Platt.**

Platt finished with a team-high 102 yards on just three total receptions, while Mims totalted 85 on two catches.

Baylor's ground game stacked up 254 rushing yards and three touchdowns, with Solomon's efforts complemented by true freshman **John Lovett** and sophomore **JaMycal Hasty**.

Lovett had 89 yards rushing and two touchdowns, while Hasty finished with 56 yards rushing and and one touchdown.

POSTGAME NOTES

• Solomon surpassed the 7,000-career passing yards milestone, throwing for 278 yards (14-29) vs. Liberty. His career total stands at (7,200).
• Junior Chris Platt scored a career-high-tying two touchdowns, surpassing the 100-yards receiving mark with 102 total yards for the second time in his career (114 vs. Oklahoma State on Sept. 24, 2016).
• Freshman Johnathan Lovett is Baylor's first true freshmen to rush for two touchdowns in a single game since quarterback Nick Florence vs. Kent State on Oct. 3, 2009.
• Freshman Harrison Hand led the Baylor defense with 11 tackles, including seven solo stops, in his debut.

SCORING SUMMARY

LIBERTY	6	11	17	14	--	48
BAYLOR	0	17	14	14	--	45

1st	11:27	LU	Probert, Alex 27 yd field goal
	02:35	LU	Probert, Alex 41 yd field goal
2nd	13:59	BU	Mims, Denzel 45 yd pass from Solomon, Anu (Martin, Connor kick)
	11:38	LU	Gandy-Golden, Antonio 40 yd pass from Calvert, Stephen (Lewis, M. rush)
	09:38	BU	Hasty, JaMycal 14 yd run (Martin, Connor kick)
	05:17	LU	Probert, Alex 33 yd field goal
	00:12	BU	Martin, Connor 39 yd field goal
3rd	13:53	LU	Turner, Chris 32 yd interception return (Probert, Alex kick)
	13:31	BU	Platt, Chris 20 yd pass from Solomon, Anu (Martin, Connor kick)
	05:48	LU	Probert, Alex 31 yd field goal
	05:37	BU	Platt, Chris 75 yd pass from Solomon, Anu (Martin, Connor kick)
	00:24	LU	Gandy-Golden, Antonio 13 yd pass from Calvert, Stephen (Probert, Alex kick)
4th	12:11	LU	Calvert, Stephen 8 yd run (Probert, Alex, kick)
	10:39	BU	Lovett, John 3 yd run (Martin, Connor kick)
	06:12	LU	Jones, Spencer 26 yd pass from Calvert, Stephen (Probert, Alex kick)
	05:00	BU	Lovett, John 34 yd run (Martin, Connor kick)

STATISTICS

TEAM STATS	LU	BU
FIRST DOWNS	31	22
RUSHES-YARDS (NET)	43-138	34-254
PASSING YDS (NET)	447	278
Passes Att-Comp-Int	60-44-0	30-14-2
TOTAL OFFENSE PLAYS-YARDS	103-585	64-532
Fumble Returns-Yards	0-0	0-0
Punt Returns-Yards	0-0	0-0
Kickoff Returns-Yards	2-44	3-53
Interception Returns-Yards	2-30	0-0
Punts (Number-Avg)	3-40.3	4-40.8
Fumbles-Lost	2-0	1-0
Penalties-Yards	8-95	7-61
Possession Time	38:16	21:44
Third-Down Conversions	15 of 24	4 of 12
Fourth-Down Conversions	2 of 2	2 of 2
Red-Zone Scores-Chances	6-6	3-3
Sacks By: Number-Yards	0-0	1-2

INDIVIDUAL STATISTICS

RUSHING: LU-MOSLEY, Carrington 28-122; HICKSON, Frankie 8-17; CALVERT, Stephen 6-0; TEAM 1-minus 1. BU-Solomon,Anu 6-97; Lovett,John 14-89; Hasty,JaMycal 11-56; Platt,Chris 2-11; Dixon,Dru 1-1.
PASSING: LU-CALVERT, Stephen 44-60-0-447. BU-Solomon,Anu 14-29-1-278; Smith,Zach 0-1-1-0.
RECEIVING: LU-GANDY-GOLDEN,Antonio 13-192; KING, Damian 10-66; FITZGERALD, Marquis 6-47; REDDICK, Cephas 4-48; STUBBS, DJ 3-19; MOSLEY, Carrington 2-18; MATTHEWS, Kentory 2-4; JONES, Spencer 1-26; MCCONNELL, Lionell 1-12; KENNEDY, Thomas 1-9; FOUTZ, Zac 1-6. BU-Nicholson,Tony 5-28; Platt,Chris 3-102; Stricklin,Pooh 3-60; Mims,Denzel 2-85; Hasty,JaMycal 1-3.
INTERCEPTIONS: LU-TURNER, Chris 1-32; TILLMON, Brandon 1-minus 2. BU-None.
FUMBLES: LU-CALVERT, Stephen 1-0; KING, Damian 1-0. BU-Solomon,Anu 1-0.
SACKS (UA-A): LU-None. BU-Lewis,Ira 1-0.
TACKLES (UA-A): Liberty-PETERS, Jeremy 6-1; BROWN, Dia'Vante 3-1; DAVIS, Rion 3-1; TILLMON, Brandon 3-1; WELLS, Juwan 2-2; JACKSON, Corbin 1-3; AVERY, Tolen 3-0; MATTHEWS, Malik 3-0; BENTON, Elijah 2-0; TURNER, Chris 2-0; RUSINS, Ralfs 2-0; MCGINTY, Solomon 1-1; FAULKS, Jimmy 1-1; MCKINNEY, Jaylyn 0-2; IRONS, Lucas 1-0; STOREY, Gregg 0-1. Baylor-Hand,Harrison 7-4; Vaughns,Verkedric 9-1; Young,Taylor 6-2; Pitre,Jalen 5-2; McVea,-Jairon 6-0; Lewis,Ira 3-3; Johnston,Clay 3-3; Waz,Chance 3-2; Lynch,Blake 4-0; Smith,K.J. 2-2; Roy,Bravvion 2-2; Roberts,Greg 3-0; Hunt,Tyrone 3-0; Blake,Jourdan 3-0; Nance,Brian 3-0; Williams,Jordan 2-1; Black,Henry 2-0; Miller,Chris 1-0; Johnson,Micheal 1-0; Lovett,John 1-0; Platt,Chris 1-0; Thompson,BJ 1-0; Jones,Xavier 0-1; Jacobs,Jamie 0-1.

UTSA 17, BAYLOR 10

MCLANE STADIUM • WACO, TEXAS

SEPT. 9, 2016 • ATTENDANCE: 41,923

True freshman **John Lovett** carried the load for the offense, pounding out 72 yards on the ground in a 17-10 loss for Baylor (0-2) to the UTSA Roadrunners (1-0).

Anu Solomon passed for 121 yards and a touchdown on 10 of 26 passing, connecting with **Denzel Mims** on the lone Baylor touchdown in the game.

Mims finished with 62 receiving yards on three receptions, followed closely behind by Chris Platt's 58 yards on four catches.

After the Bears struck first with the Solomon-Mims touchdown in the second quarter, 17 unanswered points by UTSA proved to be too much to overcome for BU.

POSTGAME NOTES

• Senior linebacker Taylor Young leads Baylor with 31 career starts. He closed the game with five total tackles and four solo stops.
• Freshman running back Johnathan Lovett has amassed 161 rushing yards in the first two games of the season, which is the sixth-best rushing start to a season at Baylor since 2000.
• Sophomore linebacker Clay Johnston recorded a new career-high in tackles in the first half alone with eight. He finished the game with 10 stops, including a career-best nine solo tackles.
• Junior wide receiver Chris Platt leads the Baylor receiving corps with a reception in eight consecutive games and in 14 of the last 15 contests.
• Junior defensive lineman Xavier Jones set a career-high with 1.5 sacks.
• Six of Baylor's seven touchdown scoring drives this season have occurred in 2:00 or less.

SCORING SUMMARY

UTSA	0	7	7	3	--	17
BAYLOR	0	7	0	3	--	10

2nd	08:33	BU	Mims, Denzel 20 yd pass from Solomon, Anu (Martin, Connor kick)
	00:27	UTSA	Stewart, Josh 7 yd pass from Sturm, Dalton (Falcon, Victor kick)
3rd	13:15	UTSA	Thomas Jr., Kerry 29 yd pass from Sturm, Dalton (Falcon, Victor kick)
4th	14:12	UTSA	Falcon, Victor 38 yd field goal
	02:40	BU	Martin, Connor 20 yd field goal

STATISTICS

TEAM STATS	UTSA	BU
FIRST DOWNS	20	14
RUSHES-YARDS (NET)	45-220	31-137
PASSING YDS (NET)	155	137
Passes Att-Comp-Int	20-15-0	27-11-1
TOTAL OFFENSE PLAYS-YARDS	65-375	58-274
Fumble Returns-Yards	0-0	0-0
Punt Returns-Yards	1--1	1-1
Kickoff Returns-Yards	2-25	2-31
Interception Returns-Yards	1-2	0-0
Punts (Number-Avg)	5-40.0	6-42.3
Fumbles-Lost	1-1	2-0
Penalties-Yards	10-75	10-98
Possession Time	38:52	21:08
Third-Down Conversions	7 of 16	2 of 11
Fourth-Down Conversions	0 of 1	1 of 3
Red-Zone Scores-Chances	1-1	2-3
Sacks By: Number-Yards	4-22	3-16

INDIVIDUAL STATISTICS

RUSHING: UTSA-Jalen Rhodes 20-103; Dalton Sturm 12-98; Tyrell Clay 9-25; Brett Winnegan 1-minus 2; Team 3-minus 4. BU-Lovett,John 18-72; Nicholson,Tony 1-31; Platt,Chris 1-26; Solomon,Anu 10-9; TEAM 1-minus 1.
PASSING: UTSA-Dalton Sturm 15-20-0-155. BU-Solomon,Anu 10-26-1-121; Smith,Zach 1-1-0-16.
RECEIVING: UTSA-Josh Stewart 5-54; Kerry Thomas Jr. 4-59; Dannon Cavil 2-25; Greg Campbell Jr. 2-13; Brady Jones 1-3; Jalen Rhodes 1-1. BU-Platt,Chris 4-58; Mims,Denzel 3-62; Lovett,John 3-10; Nicholson,Tony 1-7.
INTERCEPTIONS: UTSA-Nate Gaines 1-2. BU-None.
FUMBLES: UTSA-Matt Guidry 1-1. BU-Solomon,Anu 2-0.
SACKS (UA-A): UTSA-Eric Banks 1-0; Marcus Davenport 1-0; La'Kel Bass 0-1; Josiah Tauaefa 0-1; Kevin Strong Jr. 1-0. BU-Jones,Xavier 1-1; Ogor,Eric 1-0; Lewis,Ira 0-1.
TACKLES (UA-A): UTSA-Carl Austin III 4-2; C.J. Levine 2-3; Devron Davis 4-0; Darryl Godfrey 2-2; Eric Banks 3-0; Marcus Davenport 2-1; La'Kel Bass 2-1; Nate Gaines 2-0; Brenndan Johnson 2-0; Andrew Martel 1-1; Austin Jupe 1-1; Josiah Tauaefa 1-1; Javontavius Mosley 0-2; Les Maruo 1-0; Blaze Moorhead 1-0; Kevin Strong Jr. 1-0; Jarrod Carter-McLin 0-1; King Newton 0-1; Dannon Cavil 0-1; DeQuarius Henry 0-1. BU-Johnston,Clay 9-1; Miller,Chris 5-1; Young,Taylor 4-1; Williams,Deonte 4-0; Houston,Jameson 4-0; Hall,Davion 4-0; Lynch,Blake 2-2; Pitre,Jalen 3-0; Lewis,Ira 2-1; Jones,Xavier 2-1; Hand,Harrison 2-0; Black,Henry 1-1; Blake,Jourdan 1-1; Ogor,Eric 1-1; Vaughns,Verkedric 1-0; McVea,Jairon 1-0; Johnson,Micheal 1-0; Roy,Bravvion 1-0; Solomon,Anu 1-0; Williams,Jordan 0-1; Lynch,James 0-1.

GAME RECAPS

DUKE 34, BAYLOR 20

WALLACE WADE STADIUM • DURHAM, N.C.

SEPT. 16, 2017 • ATTENDANCE: 26,714

Zach Smith made his first start of the 2017 season, throwing for 263 yards and three touchdowns, but Baylor (0-3) couldn't overcome its four turnovers, falling 34-20 to the Duke Blue Devils (3-0).

The big-play potential for the Bears was on full display, with Smith connecting with **Denzel Mims** on a 44-yard touchdown and **Chris Platt** on 73- and 79-yard scoring bombs.

Platt totaled 148 yards and two touchdowns on just four receptions.

Baylor's defense continued making strides, piling up five sacks, two turnovers, and holding Duke to just 4 for 18 on third-down conversions.

In the closing seconds of the third quarter, Platt's second touchdown of the game brought BU back to within four entering the fourth. Duke went on to score 10 unanswered points, halting the BU comeback bid.

POSTGAME NOTES

• Baylor held Duke to 4-of-18 on third-down conversions. Duke entered the game ranked 8th nationally going 21-of-36 on third-down conversions.
• Baylor forced its first turnover under Rhule on a fumble recovery by Deonte Williams in the first quarter.
• QB Zach Smith, who started for the first time this season, made his fifth career start and has thrown for at least 200 yards and 2 TDs in every start
• WR Chris Platt had a career-high 148 receivng yards for his second career 100-yard receiving game.
• WR Platt caught a 73-yard TD pass and 79-yard TD pass for his third and fourth TD catches of the season and second and third TD catches of 70 or more yards. He has nine career TD catches and four TDs of more than 70 yards.
• Underclassmen have accounted for 64% (157 of 245) of Baylor's tackles through three games. Underclassmen had 63 of 89 tackles (71%) at Duke.

SCORING SUMMARY

BAYLOR			**7**	**0**	**13**	**0**	**--**	**20**
DUKE			**7**	**7**	**10**	**10**	**--**	**34**

1st	14:28	BU	Mims, Denzel 44 yd pass from Smith, Zach (Martin, Connor kick)
	13:36	DU	Wilson, Shaun 50 yd run (Parker, Austin kick)
2nd	14:21	DU	Brown, Brittain 34 yd run (Parker, Austin kick)
3rd	12:12	DU	Wilson, Shaun 65 yd run (Parker, Austin kick)
	11:30	BU	Platt, Chris 73 yd pass from Smith, Zach (Martin, Connor kick)
	05:09	DU	Parker, Austin 45 yd field goal
	00:05	BU	Platt, Chris 79 yd pass from Smith, Zach (Martin, Connor kick failed)
4th	11:31	DU	Humphreys, Ben 22 yd interception return (Parker, Austin kick)
	04:57	DU	Parker, Austin 26 yd field goal

STATISTICS

TEAM STATS	BU	DU
FIRST DOWNS	9	24
RUSHES-YARDS (NET)	27-57	51-246
PASSING YDS (NET)	263	184
Passes Att-Comp-Int	34-12-3	35-20-1
TOTAL OFFENSE PLAYS-YARDS	61-320	86-430
Fumble Returns-Yards	0-0	0-0
Punt Returns-Yards	0-0	3--12
Kickoff Returns-Yards	1-13	3-63
Interception Returns-Yards	1-0	3-49
Punts (Number-Avg)	7-51.4	8-40.9
Fumbles-Lost	2-1	2-1
Penalties-Yards	11-100	5-54
Possession Time	21:03	38:57
Third-Down Conversions	1 of 12	4 of 18
Fourth-Down Conversions	0 of 3	2 of 2
Red-Zone Scores-Chances	0-0	2-4
Sacks By: Number-Yards	5-36	3-24

INDIVIDUAL STATISTICS

RUSHING: Baylor-Dixon,Dru 9-28; Lovett,John 9-21; Smith,Zach 7-10; Platt,Chris 1-minus 1; Lynch,Blake 1-minus 1. Duke-Wilson, S 18-176; Brown, B 18-86; Harris, Q 2-2; TEAM 2-minus 4; Jones, D 11-minus 14.
PASSING: Baylor-Smith,Zach 12-34-3-263. Duke-Jones, D 20-35-1-184.
RECEIVING: Baylor-Platt,Chris 4-148; Nicholson,Tony 3-29; Mims,Denzel 2-67; Sneed,R.J. 1-11; Ebner,Trestan 1-6; Stricklin,Pooh 1-2. Duke-Wilson, S 5-33; Brown, B 4-71; Rahming, T.J. 4-28; Lloyd, J 3-26; Taylor, C 1-8; Koppenhaver, D 1-8; Chambers, Q 1-7; Bracey, S 1-3.
INTERCEPTIONS: Baylor-Black,Henry 1-0. Duke-Humphreys, B 1-22; McDuffie, J 1-17; Giles-Harris, J 1-10.
FUMBLES: Baylor-Smith,Zach 2-1. Duke-Wilson, S 1-1; Jones, D 1-0.
SACKS (UA-A): Baylor-Nance,Brian 2-0; Johnston,Clay 1-0; Ogor,Eric 1-0; Lewis,Ira 1-0. Duke-Ramsay, M 1-0; Carter II, M 1-0; McSwain, T 1-0.
TACKLES (UA-A): Baylor-Johnston,Clay 6-7; Roy,Bravvion 3-5; Hand,Harrison 7-0; Williams,Jordan 3-3; Hall,Davion 3-3; Nance,Brian 4-1; Lewis,Ira 4-1; Miller,Chris 1-4; Ogor,Eric 4-0; Pitre,Jalen 4-0; Preciado,Rajah 2-1; Young,Taylor 2-1; Hunt,Tyrone 1-2; Williams,Deonte 0-3; Roberts,Greg 1-1; McVea,Jairon 1-1; Lynch,Blake 1-1; Vaughns,Verkedric 0-2; Matiscik,Ross 1-0; Blackmar,Blake 1-0; Davis,Timarcus 1-0; Jacobs,Jamie 1-0; Jones,Xavier 0-1; Houston,James-on 0-1. Duke-Giles-Harris, J 6-6; Humphreys, B 4-2; Ramsay, M 4-1; Fields Jr., B 3-0; McDuffie, J 2-1; Hayes, J 1-2; Saxton II, A 1-2; Hornbuckle, T 0-2; Dimukeje, V 0-2; Gilbert, M 1-0; McSwain, T 1-0; Jordan, D 1-0; Tangelo, D 1-0; Feamster, B 1-0; Carter II, M 1-0.

#3 OKLAHOMA 49, BAYLOR 41

MCLANE STADIUM • WACO, TEXAS

SEPT. 23, 2017 • ATTENDANCE: 43,573

Baylor (0-4) found its stride on offense, putting up record numbers in the passing game, but ultimately falling to the third-ranked Sooners (4-0), 49-41.

QB **Zach Smith** making his second start for the Bears, threw for a career-high 463 yards and four touchdowns, going 33-for-55 with zero interceptions.

Smith's primary target was WR **Denzel Mims**, with the duo connecting on 11 receptions for 192 yards and three touchdowns.

Baylor's upset bid peaked in the third quarter when the Bears took a 31-28 lead. After a 21-point swing for the Sooners, BU took 10 points back, trailing by eight and driving in the fourth quarter.

The drive was cut short by a fumble forced on a sack by the Sooners, leaving the Bears one score down.

POSTGAME NOTES

• QB Zach Smith tallied his third career 300-yard passing game with career-high 463 yards, the fourth-most single-game yards in program history and 18th 400-yard effort by a BU QB.
• WR Denzel Mims posted his first career 100-yard receiving game with career highs in yards (192), catches (11) and TDs (3)
• LB Taylor Young (14.5 career sacks) jumped from No. 9 to No. 4 on Baylor's career sacks list with two sacks.
• K Connor Martin made a career-high four field goals, including career-long 41-yarder and 46-yarder, along with three PATs for career-high 15 points.

SCORING SUMMARY

OKLAHOMA			**21**	**7**	**7**	**14**	**--**	**49**
BAYLOR			**7**	**10**	**14**	**10**	**--**	**41**

1st	14:08	OU	Andrews, Mark 24 yd pass from Mayfield, Baker (Seibert, Austin kick)
	07:55	OU	Flowers, D. 52 yd pass from Mayfield, Baker (Seibert, Austin kick)
	00:25	BU	Mims,Denzel 19 yd pass from Smith,Zach (Martin,Connor kick)
	00:05	OU	Adams, Abdul 99 yd run (Seibert, Austin kick)
2nd	12:39	BU	Martin,Connor 32 yd field goal
	10:06	OU	Flowers, D. 3 yd run (Seibert, Austin kick)
	08:48	BU	Mims,Denzel 71 yd pass from Smith,Zach (Martin,Connor kick)
3rd	14:15	BU	Platt,Chris 72 yd pass from Smith,Zach (Nicholson,Tony pass from Smith,Zach)
	08:22	BU	Martin,Connor 41 yd field goal
	02:45	BU	Martin,Connor 46 yd field goal
	00:55	OU	Badet, Jeff 48 yd pass from Mayfield, Baker (Seibert, Austin kick)
4th	10:31	OU	Sermon, Trey 34 yd run (Seibert, Austin kick)
	08:55	OU	Sermon, Trey 9 yd run (Seibert, Austin kick)
	07:04	BU	Martin,Connor 36 yd field goal
	01:41	BU	Mims,Denzel 6 yd pass from Smith,Zach (Martin,Connor kick)

STATISTICS

	OU	BU
FIRST DOWNS	20	22
RUSHES-YARDS (NET	40-342	35-60
PASSING YDS (NET)	283	463
Passes Att-Comp-Int	19-13-0	50-33-0
TOTAL OFFENSE PLAYS-YARDS	59-625	85-523
Fumble Returns-Yards	0-0	0-0
Punt Returns-Yards	1-2	2-47
Kickoff Returns-Yards	6-155	0-0
Interception Returns-Yards	0-0	0-0
Punts (Number-Avg	5-46.6	4-43.2
Fumbles-Lost	2-1	2-1
Penalties-Yards	10-105	6-29
Possession Time	28:53	31:07
Third-Down Conversions	4 of 10	9 of 21
Fourth-Down Conversions	0 of 0	2 of 2
Red-Zone Scores-Chances	2-2	4-5
Sacks By: Number-Yards	3-25	2-15

INDIVIDUAL STATISTICS

RUSHING: OU-Adams, Abdul 11-164; Sermon, Trey 12-148; Mayfield, Baker 8-30; Sutton, M. 5-3; Flowers, D. 1-3; TEAM 3-minus 6. BU-Lovett,John 13-44; Williams,Ter. 11-26; Atkinson,Jared 1-7; Nicholson,Tony 1-4; Ebner,Trestan 1-4; TEAM 1-minus 2; Smith,Zach 7-minus 23.
PASSING: OU-Mayfield, Baker 13-19-0-283. BU-Smith,Zach 33-50-0-463.
RECEIVING: OU-Andrews, Mark 3-72; Lamb, CeeDee 3-68; Brown, Marquise 3-27; Badet, Jeff 2-57; Flowers, D. 1-52; Adams, Abdul 1-7. BU-Mims,Denzel 11-192; Nicholson,Tony 7-74; Stricklin,Pooh 6-85; Platt,Chris 5-93; Sneed,R.J. 2-10; Ebner,Trestan 1-7; Lovett,John 1-2.
INTERCEPTIONS: OU-None. BU-None.
FUMBLES: OU-Brown, Marquise 1-1; Badet, Jeff 1-0. Baylor-Nicholson,Tony 1-0; Smith,Zach 1-1.
SACKS (UA-A): OU-Ward, DJ 0-2; Mann, Kenneth 1-1; Gallimore, N. 0-1; Okoronkwo, O. 1-0. BU-Young,Taylor 2-0.
TACKLES (UA-A): OU-Murray, Kenneth 8-0; Beal, Emmanuel 6-2; Okoronkwo, O. 5-1; Thomas, Jordan 5-1; Overton, M. 4-2; Parker, Steven 4-1; Kelly, Caleb 4-1; Mann, Kenneth 2-3; Motley, Parnell 3-1; Ward, DJ 2-2; Haughton, K. 2-1; Norwood, Tre 2-0; Gallimore, N. 1-1; Brown, Tre 1-0; Sylvie, Chanse 1-0; Bolton, Curtis 1-0. BU-Johnston,Clay 7-0; Young,Taylor 5-2; Sells,Taion 5-1; Arnold,Grayland 3-0; Hunt,Tyrone 2-1; Miller,Chris 2-1; Vaughns,V. 2-0; Hand,Harrison 2-0; Pitre,Jalen 2-0; Roy,Bravvion 1-1; Jones,Marques 1-1; Black,Henry 1-1; Nance,Brian 1-0; Platt,Chris 1-0; Galitz,Drew 1-0; Jacobs,Jamie 1-0; McVea,Jairon 1-0; Hall,Davion 0-1; Roberts,Greg 0-1; Lewis,Ira 0-1; Davis,Timarcus 0-1; Williams,Deonte 0-1; Jones,Xavier 0-1.

GAME RECAPS

KANSAS STATE 33, BAYLOR 20

BILL SNYDER FAMILY STADIUM • MANHATTAN, KAN.
SEPT. 30, 2017 • ATTENDANCE: 52,293

Baylor (0-5) outgained the K-State offense, 375-344, but the 225 rushing yards gained by the Wildcats proved to be the difference maker in a 33-20 win for Kansas State (3-1).

Zach Smith made his third start of the season and worked an efficient game, going 26-for-44 with 291 yards and a touchdown.

After digging into a 17-3 deficit going into the half, Baylor was driving with a chance to tie in the closing minute of the third quarter, but a high snap over the head of Zach Smith resulted in a turnover, icing the Bears' comeback attempt.

POSTGAME NOTES

• Of Baylor's 110 starters through five games, 51 have been freshmen or sophomores, including 13-of-22 (six offense, seven defense) at Kansas State.
• Baylor has scored in a school-record 130 straight games — the previous school record was 89 games from Dec. 31, 1979 - Oct. 23, 1987.
• Baylor had 30:53 time of possession, the first time the Bears won the TOP battle vs. Kansas State since 2010.
• QB Zach Smith had one pass of 60 or more yards and one of 70 or more yards. He entered the game ranked tied for first in FBS with four passes of 60 or more and four of 70 or more yards.
• WR Denzel Mims has had at least one TD catch in each of the first five games this season (Corey Coleman had one or more in the first eight games in 2015).
• WR Pooh Stricklin had his career-first 100-yard receiving game with a career-high 102 receiving yards on a career-high 9 receptions.

SCORING SUMMARY

BAYLOR	3	0	10	7	--	20
KANSAS STATE	7	13	0	13	--	33

1st	13:17	KS	Zuber, Isaiah 16 yd pass from Ertz, Jesse (McCrane, Matthew kick)
	06:01	BU	Martin,Connor 38 yd field goal
2nd	14:13	KS	McCrane, Matthew 37 yd field goal
	06:35	KS	Dimel, Winston 1 yd run (McCrane, Matthew kick)
	00:04	KS	McCrane, Matthew 21 yd field goal
3rd	07:45	BU	Martin,Connor 27 yd field goal
	03:31	BU	Lovett,John 74 yd run (Martin,Connor kick)
4th	14:52	KS	Ertz, Jesse 15 yd run (McCrane, Matthew kick)
	13:07	BU	Mims,Denzel 70 yd pass from Smith,Zach (Martin,Connor kick)
	08:06	KS	McCrane, Matthew 49 yd field goal
	04:57	KS	McCrane, Matthew 23 yd field goal

STATISTICS

TEAM STATS	BU	KS
FIRST DOWNS	18	19
RUSHES-YARDS (NET)	27-84	43-225
PASSING YDS (NET)	291	119
Passes Att-Comp-Int	44-26-1	17-7-0
TOTAL OFFENSE PLAYS-YARDS	71-375	60-344
Fumble Returns-Yards	0-0	0-0
Punt Returns-Yards	1-3	2-45
Kickoff Returns-Yards	5-56	3-71
Interception Returns-Yards	0-0	1-2
Punts (Number-Avg)	3-42.0	3-48.3
Fumbles-Lost	2-1	2-1
Penalties-Yards	10-60	6-45
Possession Time	30:53	29:07
Third-Down Conversions	5 of 15	4 of 11
Fourth-Down Conversions	2 of 3	0 of 0
Red-Zone Scores-Chances	2-3	6-6
Sacks By: Number-Yards	0-0	3-19

INDIVIDUAL STATISTICS

RUSHING: Baylor-Lovett,John 7-95; Williams,Terence 11-27; Nicholson,Tony 2-6; Martin,Connor 2-5; Brewer,Charlie 1-minus 1; Smith,Zach 3-minus 19; TEAM 1-minus 29. Kansas State-Ertz, Jesse 12-95; Barnes, Alex 13-80; Delton, Alex 3-23; Silmon, Justin 6-16; Warmack, Dalvin 3-8; Dimel, Winston 4-8; TM 2-minus 5.
PASSING: Baylor-Smith,Zach 26-44-1-291. Kansas State-Ertz, Jesse 7-17-0-119.
RECEIVING: Baylor-Stricklin,Pooh 9-102; Mims,Denzel 7-127; Nicholson,Tony 5-24; Williams,Terence 2-15; Ebner,Trestan 2-10; Sneed,R.J. 1-13. Kansas State-Zuber, Isaiah 4-79; Dimel, Winston 1-21; Schoen, Dalton 1-10; Warmack, Dalvin 1-9.
INTERCEPTIONS: Baylor-None. Kansas State-Adams, Kendall 1-2.
FUMBLES: Baylor-TEAM 1-1; Martin,Connor 1-0. Kansas State-Reed, D.J. 2-1.
SACKS (UA-A): Baylor-None. Kansas State-Geary, Will 2-0; Clark, Davis 1-0.
TACKLES (UA-A): Baylor-Ogor,Eric 5-2; Johnston,Clay 4-3; Vaughns,Verkedric 4-1; Hall,Davion 2-3; Lynch,Blake 3-1; Pitre,Jalen 2-2; Sells,Taion 1-2; Nance,Brian 1-2; Hand,Harrison 1-1; Black,Henry 1-1; Williams,Deonte 1-1; Young,Taylor 1-1; Lewis,Ira 0-2; Preciado,Rajah 1-0; Hunt,Tyrone 1-0; Davis,Timarcus 1-0; Matiscik,Ross 1-0; Williams,Jordan 1-0; Roy,Bravvion 0-1; Jacobs,Jamie 0-1. Kansas State-Adams, Kendall 6-2; Reed, D.J.6-1; Kirby, Jayd 4-3; Wood, Tanner 3-3; Shelley, Duke 5-0; Tanking, Trent 4-1; Goolsby, Denzel 3-0; Geary, Will 3-0; Ball, Kyle 2-0; Walker, Reggie 1-1; Sullivan, E. 1-1; Clark, Davis 1-1; Neil Jr., W. 0-2; Parker, AJ 1-0; Durham, J. 1-0; Burns, Tyler 1-0; Walker, Eli 0-1; Rudzik, Ian 0-1; Barry, Brogan 0-1; Moore, Colby 0-1; Moore, Cre 0-1.

#14 OKLAHOMA STATE 59, BAYLOR 16

BOONE PICKENS STADIUM • STILLWATER, OKLA.
OCT. 14, 2017 • ATTENDANCE: 56,790

Baylor (0-6) pounded out 219 yards on the ground, but three turnovers and a slow week in the passing game failed to keep up with the high-powered Oklahoma State (5-1) offense, falling 59-16 to the Cowboys.

After a decisive opening drive for the Bears to take a 7-0 lead, the Baylor defense made a stop and recovered a fumble in OSU territory with great field position. A stripped sack turnover gave the ball back to the Cowboys, who outscored the Bears 35-3 in the remainder of the first half.

POSTGAME NOTES

• 15 of Baylor's 18 touchdown-scoring drives and 18 of 31 scoring drives this season have lasted two minutes or less. BU has scored in 48 seconds or less on eight of those drives.
• Baylor had 4.0 TFLs. BU entered the game leading the Big 12 and now has 41.0 TFLs on the season.
• Baylor's offense scored seven points in the first quarter, marking just the 20th point given up by Oklahoma State in the first quarter (OSU 80-20 first quarter edge).
• QB Zach Smith, who started for the fourth time this season, made his eighth career start. This was the first start when he didn't throw for at least 200 yards and a touchdown.
• LB Taylor Young (199 career solo tackles) moved into a tie for 7th place with Rodney Smith (1996-99) on Baylor's career solo tackles list.
• RB Terence Williams rushed for 95 yards, tying the most in a game by a Baylor running back this season.

SCORING SUMMARY

BAYLOR	7	3	6	0	--	16
OKLAHOMA STATE	7	28	10	14	--	59

1st	08:23	BU	Ebner,Trestan 0 yd fumble recovery (Martin,Connor kick)
	03:06	OSU	Ateman, Marcell 38 yd pass from Rudolph, Mason (Ammendola, Matt kick)
2nd	14:44	OSU	McCleskey,Jalen 25 yd pass from Rudolph, Mason (Ammendola, Matt kick)
	09:18	BU	Martin,Connor 38 yd field goal
	08:43	OSU	Hill, Justice 79 yd run (Ammendola, Matt kick)
	05:14	OSU	Rudolph, Mason 1 yd run (Ammendola, Matt kick)
	00:37	OSU	King, J.D. 1 yd run (Ammendola, Matt kick)
3rd	11:47	BU	Martin,Connor 40 yd field goal
	09:24	OSU	Ammendola, Matt 40 yd field goal
	06:56	BU	Martin,Connor 29 yd field goal
	06:24	OSU	Washington, J. 68 yd pass from Rudolph, Mason (Ammendola, Matt kick)
4th	14:55	OSU	Washington, J. 2 yd run (Ammendola, Matt kick)
	10:37	OSU	Cornelius, T. 40 yd run (Ammendola, Matt kick)

STATISTICS

TEAM STATS	BU	OSU
FIRST DOWNS	22	29
RUSHES-YARDS (NET)	46-219	38-276
PASSING YDS (NET	168	471
Passes Att-Comp-Int	36-14-2	33-20-0
TOTAL OFFENSE PLAYS-YARDS	82-387	71-747
Fumble Returns-Yards	0-0	0-0
Punt Returns-Yards	0-0	2-0
Kickoff Returns-Yards	6-85	3-62
Interception Returns-Yards	0-0	2-15
Punts (Number-Avg	5-46.0	1-54.0
Fumbles-Lost	3-1	2-2
Penalties-Yards	5-39	5-40
Possession Time	35:39	24:21
Third-Down Conversions	7 of 18	5 of 9
Fourth-Down Conversions	0 of 2	1 of 2
Red-Zone Scores-Chances	3-3	4-4
Sacks By: Number-Yards	0-0	1-8

INDIVIDUAL STATISTICS

RUSHING: Baylor-Williams,Terence 10-95; Lovett,John 11-62; Ebner,Trestan 9-37; Brewer,Charlie 5-21; Hasty,JaMycal 6-15; Smith,Zach 4-minus 5; Mims,Denzel 1-minus 6. Oklahoma State-Hill, Justice 14-117; Cornelius, T. 3-66; King, J.D. 9-47; Brown, LD 2-19; Wilson, Ja'Ron 6-14; Rudolph, Mason 3-11; Washington, J. 1-2.
PASSING: Baylor-Smith,Zach 11-28-1-127; Brewer,Charlie 3-7-1-41; Nicholson,Tony 0-1-0-0. Oklahoma State-Rudolph, Mason 19-31-0-459; Cornelius, T. 1-2-0-12.
RECEIVING: Baylor-Nicholson,Tony 4-57; Stricklin,Pooh 3-41; Feuerbacher,Jordan 2-25; Mims,Denzel 2-20; Holmes,Gavin 1-12; Jaynes,Tyler 1-12; Lovett,John 1-1. Oklahoma State-Washington, J. 6-235; Ateman, Marcell 4-119; McCleskey,Jalen 4-49; Johnson, Tyron 3-39; Alexander, T. 1-12; Lacy, Chris 1-10; Hill, Justice 1-7.
INTERCEPTIONS: Baylor-None. Oklahoma State-Akem, Gyasi 1-15; Mwaniki, Thabo 1-0.
FUMBLES: Baylor-Smith,Zach 2-1; Williams,Terence 1-0. Oklahoma State-McCleskey,Jalen 1-1; Washington, J. 1-1.
SACKS (UA-A): Baylor-None. Oklahoma State-Phillips,Justin 1-0.
TACKLES (UA-A): Baylor-Young,Taylor 5-2; Jones Jr.,Lenoy 4-1; Hand,Harrison 4-0; Hall,Davion 3-0; Waz,Chance 3-0; Lynch,Blake 3-0; Roy,Bravvion 3-0; Lewis,Ira 2-1; Arnold,Grayland 2-1; Sneed,R.J. 2-0; Roberts,Greg 2-0; Ogor,Eric 2-0; Williams,Jordan 2-0; Vaughns,Verkedric 1-1; Pitre,Jalen 1-1; Thompson,BJ 1-1; Johnston,Clay 0-2; Sedwick,Jay 1-0; Lynch,James 1-0; Lovett,John 1-0; Sells,Taion 1-0; Preciado,Rajah 1-0; Hunt,Tyrone 1-0; Miller,Chris 0-1; Davis,Timarcus 0-1. Oklahoma State-Brailford, J. 1-6; Phillips,Justin 5-1; Flowers, Tre 3-3; Green, A.J. 4-1; Whitener, Chad 3-2; Williams, R. 3-2; Bundage, Calvin 3-0; Richards, Ramon 3-0; Mwaniki, Thabo 2-1; Edison-McGruder 2-1; Harper, Devin 2-0; Ogbongbemiga 2-0; Tucker, Kirk 2-0; Akem, Gyasi 2-0; Osborne, D. 1-1; Kearse, Malik 1-0; Cook, Chance 1-0; Walterscheid 1-0; Grant, Triston 1-0; Murray, Cameron 1-0; Morrow, Jerel 1-0; Carter, Trey 1-0; Balous, Bryce 1-0; Curry, Darius 1-0; McCleskey,Jalen 1-0; Webber, Tralund 0-1; Daniels,Darrion 0-1.

GAME RECAPS

#23 WEST VIRGINIA 38, BAYLOR 36

MCLANE STADIUM • WACO, TEXAS

OCT. 21, 2017 • ATTENDANCE: 45,389

Baylor (0-7) nearly pulled off some homecoming magic, but a failed two-point conversion to tie the game in the closing minute left the Bears on the short end of a 38-36 loss to No. 23 West Virginia (5-2).

Rallying for 23 unanswered points in the fourth quarter, the late push for the Bears was led by true freshman QB **Charlie Brewer**, who checked in on the final play of the third quarter. Brewer composed four scoring drives for BU, passing for two touchdowns in the quarter.

Trailing by eight with just under five minutes left, the Bears drove 86 yards when Brewer found fellow true freshman RB **Trestan Ebner** for a nine-yard TD. On the ensuing two-point attempt, Brewer was tracked down by the Mountaineer defense, sacking the upset hopes for the Baylor squad.

POSTGAME NOTES

• In the fourth quarter, Baylor's defense allowed no points, one first down, 11 rushing yards, zero passing yards, forced two punts and recovered an onside kick.
• In the fourth quarter, Baylor's offense scored 23 points, gained 13 first downs, 121 rushing yards, 109 passing yards and had no punts.
• Baylor has had 17 true freshmen appear in a game in 2017, the fourth most in FBS.
• RB Trestan Ebner set career highs with five catches for 109 yards and had three rushes for a career-high 54 yards with both a rushing and receiving TD -- career firsts.
• QB Charlie Brewer set career highs with 13 passes, eight completions, 109 yards and two TDs while also rushing a career-high 10 times for a career-best 48 yards.
• LB Taylor Young (202 career solo tackles) tied for sixth with Bryce Hager on Baylor's career solo tackles list and moved into fifth on Baylor's career TFLs list with 35.0 in his collegiate career.

SCORING SUMMARY

BAYLOR			**3**	**0**	**10**	**7**	**--**	**20**
KANSAS STATE			**7**	**13**	**0**	**13**	**--**	**33**
1st	07:03	WVU	Molina, Mike 27 yd field goal					
	00:29	WVU	Sills V, David 35 yd pass from Grier, Will (Molina, Mike kick)					
2nd	10:36	BU	Martin,Connor 23 yd field goal					
	04:08	BU	Martin,Connor 42 yd field goal					
	00:01	WVU	Sills V, David 16 yd pass from Grier, Will (Molina, Mike kick)					
3rd	14:42	WVU	Sills V, David 53 yd pass from Grier, Will (Molina, Mike kick)					
	07:39	BU	Lovett,John 7 yd run (Martin,Connor kick)					
	06:00	WVU	Simms, Marcus 40 yd pass from Grier, Will (Molina, Mike kick)					
	02:47	WVU	White, Ka'Raun 6 yd pass from Grier, Will (Molina, Mike kick)					
4th	14:31	BU	Ebner,Trestan 52 yd pass from Brewer,Charlie (Martin,Connor kick)					
	13:50	BU	Ebner,Trestan 40 yd run (Martin,Connor kick)					
	06:07	BU	Martin,Connor 23 yd field goal					
	00:17	BU	Ebner,Trestan 9 yd pass from Brewer,Charlie (Brewer,Charlie pass failed)					

STATISTICS

TEAM STATS	WVU	BU
FIRST DOWNS	23	30
RUSHES-YARDS (NET	29-118	42-127
PASSING YDS (NET	375	370
Passes Att-Comp-Int	37-26-0	40-24-0
TOTAL OFFENSE PLAYS-YARDS	66-493	82-497
Fumble Returns-Yards	0-0	0-0
Punt Returns-Yards	2-0	2-4
Kickoff Returns-Yards	4-125	5-97
Interception Returns-Yards	0-0	0-0
Punts (Number-Avg	6-38.2	4-45.8
Fumbles-Lost	0-0	1-0
Penalties-Yards	11-134	6-20
Possession Time	23:11	36:49
Third-Down Conversions	4 of 11	3 of 15
Fourth-Down Conversions	0 of 0	3 of 5
Red-Zone Scores-Chances	3-3	4-4
Sacks By: Number-Yards	6-54	1-10

INDIVIDUAL STATISTICS

RUSHING: West Virginia-McKoy, Kennedy 7-55; Crawford, Justin 10-30; Bush, Tevin 1-16; Pettaway, Martell 4-16; Wellman, Elijah 2-9; TEAM 1-minus 2; Grier, Will 4-minus 6. Baylor-Ebner,Trestan 3-54; Brewer,Charlie 10-48; Hasty,-JaMycal 10-40; Lovett,John 7-20; Williams,Terence 7-7; Smith,Zach 5-minus 42.
PASSING: West Virginia-Grier, Will 26-37-0-375. Baylor-Smith,Zach 16-27-0-261; Brewer,Charlie 8-13-0-109.
RECEIVING: West Virginia-Jennings Jr., Gary 8-116; Sills V, David 7-136; White, Ka'Raun 4-33; Simms, Marcus 3-71; McKoy, Kennedy 2-19; Crawford, Justin 2-0. Baylor-Mims,Denzel 7-132; Ebner,Trestan 5-109; Holmes,Gavin 5-72; Nicholson,Tony 3-20; Sneed,R.J. 1-19; Stricklin,Pooh 1-9; Hasty,JaMycal 1-8; Lovett,John 1-1.
INTERCEPTIONS: West Virginia-None. Baylor-None.
FUMBLES: West Virginia-None. Baylor-Sneed,R.J. 1-0.
SACKS (UA-A): West Virginia-Benton, Al-Rasheed 1-1; Preston, Xavier 1-0; Donahue, Reese 1-0; Rose, Ezekiel 0-1; Shuler II, Adam 1-0; McDougle, Lamont 1-0. Baylor-Lynch,James 1-0.
TACKLES (UA-A): West Virginia-White, Kyzir 6-3; Benton, Al-Rasheed 7-1; Battle, Elijah 6-1; Long Jr., David 4-2; Daniels Jr., Mike 4-1; Winfield, Corey 4-1; Donahue, Reese 3-2; Shuler II, Adam 4-0; Preston, Xavier 2-2; Askew-Henry, Dravon 3-0; McDougle, Lamont 3-0; Harvey, Jalen 2-0; Avery, Toyous 1-0; Commodore, Shane 1-0; Gross Jr., Marvin 1-0; Pitts Jr., Derrek 1-0; Tonkery, Dylan 1-0; Rose, Ezekiel 0-1. Baylor-Johnston,Clay 5-2; Hall,Davion 3-3; Young,Taylor 3-3; Arnold,Grayland 3-2; Hand,Harrison 4-0; Vaughns,Verkedric 4-0; Davis,Timarcus 2-1; Jones Jr.,Lenoy 2-1; Black,Henry 2-1; Ogor,Eric 2-1; Waz,Chance 1-2; Lynch,James 2-0; Preciado,Rajah 2-0; Hunt,Tyrone 1-1; Lewis,Ira 1-1; Sedwick, Jay 1-0; Roberts,Greg 1-0; Pitre,Jalen 1-0; Lynch,Blake 0-1; Nance,Brian 0-1.

TEXAS 38, BAYLOR 7

MCLANE STADIUM • WACO, TEXAS

OCT. 28, 2017 • ATTENDANCE: 45,656

Baylor (0-8) couldn't find its stride on offense to keep pace with Texas (4-3), falling to the Longhorns, 38-7.

After cutting the UT lead down to 14-7 in the second quarter, Baylor was bottled up for the remainder of the game, while the Longhorns would go on to score 24 unanswered points to put the lead out of reach for BU.

The Bears split the quarterback duties between **Zach Smith**, making his sixth start of the season, and true freshman **Charlie Brewer**, who carried the bulk of the snaps and finished with 181 passing yards.

POSTGAME NOTES

• Baylor has had 17 true freshmen appear in a game in 2017, the fourth most in FBS.
• Baylor's 25 first-time starters, including 10 freshman, thus far in 2017 are the second most in FBS.
• Underclassmen have accounted for 62.5% (341 of 545) of Baylor's tackles through eight games. Underclassmen had 46 of 74 tackles (62%) vs. Texas.
• LB Taylor Young (203 career solo tackles) moved into sixth on Baylor's career solo tackles list.
• CB Grayland Arnold made his first career interception and returned it for 20 yards.
• DE Greg Roberts blocked his second field goal of his career and season. He is one of 13 FBS players with two or more blocked FGs this season.

SCORING SUMMARY

TEXAS			**7**	**14**	**3**	**14**	**--**	**38**
BAYLOR			**0**	**7**	**0**	**0**	**--**	**7**
1st	14:06	UT	Elliott, DeShon 43 yd interception return (Rowland, Joshua kick)					
2nd	09:42	UT	Humphrey, Lil'J 15 yd pass from Buechele, Shane (Rowland, Joshua kick)					
	08:38	BU	Lovett,John 2 yd run (Martin,Connor kick)					
	03:51	UT	Buechele, Shane 28 yd run (Rowland, Joshua kick)					
3rd	05:55	UT	Rowland, Joshua 18 yd field goal					
4th	14:55	UT	Carter, Toneil 19 yd run (Rowland, Joshua kick)					
	01:57	UT	Young, Daniel 31 yd run (Rowland, Joshua kick)					

STATISTICS

TEAM STATS	UT	BU
FIRST DOWNS	19	12
RUSHES-YARDS (NET)	35-171	37-31
PASSING YDS (NET)	256	218
Passes Att-Comp-Int	36-27-1	38-21-1
TOTAL OFFENSE PLAYS-YARDS	71-427	75-249
Fumble Returns-Yards	1-13	0-0
Punt Returns-Yards	2--1	1-5
Kickoff Returns-Yards	2-55	4-95
Interception Returns-Yards	1-43	1-20
Punts (Number-Avg	6-44.5	8-39.5
Fumbles-Lost	0-0	2-2
Penalties-Yards	7-72	6-34
Possession Time	29:01	30:59
Third-Down Conversions	5 of 15	4 of 18
Fourth-Down Conversions	0 of 2	1 of 5
Red-Zone Scores-Chances	3-4	1-1
Sacks By: Number-Yards	3-35	3-13

INDIVIDUAL STATISTICS

RUSHING: Texas-Carter, Toneil 15-70; Young, Daniel 7-60; Buechele, Shane 9-42; Warren III, C. 2-3; Humphrey, Lil'J 1-0; TEAM 1-minus 4. Baylor-Williams,Terence 7-29; Smith,Zach 2-10; Ebner,Trestan 2-7; Hasty,JaMycal 5-7; Okeke,Obim 2-3; Lovett,John 5-2; Brewer,Charlie 13-minus 9; TEAM 1-minus 18.
PASSING: Texas-Buechele, Shane 27-34-1-256; Humphrey, Lil'J 0-1-0-0; Warren III, C. 0-1-0-0. Baylor-Brewer,Charlie 17-27-0-181; Smith,Zach 4-11-1-37.
RECEIVING: Texas-Johnson, Collin 6-36; Humphrey, Lil'J 5-55; Joe, Lorenzo 4-53; Leonard, Dorian 3-25; Young, Daniel 2-23; Brewer, Cade 2-18; Foreman, Armant 2-12; Burt, John 1-25; Carter, Toneil 1-7; Warren III, C. 1-2. Baylor-Mims,-Denzel 4-42; White,Trevor 4-28; Nicholson,Tony 3-38; Hasty,JaMycal 3-13; Lynch,Blake 2-51; Jones,Marques 2-23; Ebner,Trestan 2-12; Clements,Jayson 1-11.
INTERCEPTIONS: Texas-Elliott, DeShon 1-43. Baylor-Arnold,Grayland 1-20.
FUMBLES: Texas-None. Baylor-Lovett,John 1-1; Williams,Terence 1-1.
SACKS (UA-A): Texas-Jefferson, Mali 1-1; Bonney, John 0-1; McCulloch, Jeff 1-0. Baylor-Lewis,Ira 1-0; Vaughns,Verkedric 1-0; Lynch,James 1-0.
TACKLES (UA-A): Texas-Elliott, DeShon 7-1; Jefferson, Mali 6-2; Johnson, Gary 5-1; Hill, Holton 5-1; Hager, Breckyn 5-0; Locke III, P.J. 2-3; Jones, Brandon 2-2; Davis, Antwuan 2-1; Bonney, John 1-2; Freeman, Edwin 2-0; McCulloch, Jeff 2-0; Nelson, Chris 2-0; Omenihu, Charle 1-1; Wheeler, Anthon 1-0; Brown, Chris 1-0; Boyd, Kris 1-0; Roach, Malcolm 1-0; Thompson, Josh 1-0; Ford, Poona 1-0; Graham, Ta'Quon 1-0. Baylor-Houston,Jameson 5-1; Vaughns,Verkedric 5-1; Ogor,Eric 4-2; Sells,Taion 3-2; Hand,Harrison 2-3; Lewis,Ira 3-1; Arnold,Grayland 3-1; Nance,Brian 2-2; Jones Jr.,Lenoy 2-2; Miller,Chris 1-3; Lynch,James 3-0; Roy,Bravvion 2-1; Black,Henry 1-2; Young,Taylor 1-2; Hall,Davion 2-0; Hunt,Tyrone 1-1; Johnston,Clay 0-2; Williams,Jordan 0-2; Matiscik,Ross 1-0; Johnson,Micheal 1-0; Brewer,Charlie 1-0; Roberts,Greg 1-0; Waz,Chance 0-1; Pitre,Jalen 0-1.

GAME RECAPS

BAYLOR 38, KANSAS 9

MCLANE STADIUM • WACO, TEXAS

NOV. 4, 2017 • ATTENDANCE: 21,797

Baylor (1-8) got its first win under head coach Matt Rhule, dominating in all three phases to take a 38-9 victory over Kansas (1-8) in Lawrence.

True freshman QB **Charlie Brewer** made his starting debut, throwing for 315 yards on 23-of-29 passing with three touchdowns.

The Baylor defense flexed its muscle, holding the Jayhawks without a touchdown, a program-first for the Bears in a Big 12 road game.

After a scoreless first quarter, the Bears scored 21 points in the second frame and 17 in the second half to finish off the win.

POSTGAME NOTES

• Baylor won its first game under first-year head coach Matt Rhule and first regular season game since topping Kansas in Waco 49-7 on Oct. 15, 2016.
• Baylor held a Big 12 opponent without a TD for the first time ever in a conference road game, and the first time in a conference matchup since a 17-3 win over Kansas State in Waco on Sept. 30, 2006
• With Jared Atkinson's first quarter, Charlie Brewer's second quarter receptions, and Ish Wainright's fourth quarter TD reception, Baylor has had 19 different players catch a pass this season.
• QB Charlie Brewer made his first career start and is one of five quarterbacks to throw for 300-plus yards and two or more TDs in his starting debut since 2000.
• TE Ish Wainright recorded his first reception and touchdown on a nine-yard receiving TD in the fourth quarter.
• LB Young (15.5 career sacks) moved into second place on Baylor's career list, making his first ever start at MLB.

SCORING SUMMARY

BAYLOR			**0**	**21**	**7**	**10**	**--**	**38**
KANSAS			**0**	**6**	**3**	**0**	**--**	**9**
2nd	14:24	KU	Rui,Gabriel 38 yd field goal					
	13:15	BU	Holmes,Gavin 26 yd pass from Brewer,Charlie (Martin,Connor kick)					
	07:03	BU	Feuerbacher,J. 25 yd pass from Brewer,Charlie (Martin,Connor kick)					
	04:18	KU	Rui,Gabriel 40 yd field goal					
	02:29	BU	Holmes,Gavin 4 yd run (Martin,Connor kick)					
3rd	10:39	KU	Rui,Gabriel 43 yd field goal					
	02:51	BU	Williams,Ter. 1 yd run (Martin,Connor kick)					
4th	08:45	BU	Martin,Connor 38 yd field goal					
	02:31	BU	Wainright,Ish 9 yd pass from Brewer,Charlie (Martin,Connor kick)					

STATISTICS

TEAM STATS	BU	KU
FIRST DOWNS	20	15
RUSHES-YARDS (NET)	39-120	33-126
PASSING YDS (NET)	335	163
Passes Att-Comp-Int	30-24-0	36-19-1
TOTAL OFFENSE PLAYS-YARDS	69-455	69-289
Fumble Returns-Yards	0-0	0-0
Punt Returns-Yards	0-0	0-0
Kickoff Returns-Yards	2-59	7-179
Interception Returns-Yards	1-0	0-0
Punts (Number-Avg)	5-37.8	4-41.2
Fumbles-Lost	0-0	1-1
Penalties-Yards	7-60	4-30
Possession Time	33:29	26:31
Third-Down Conversions	7 of 16	3 of 16
Fourth-Down Conversions	2 of 2	2 of 3
Red-Zone Scores-Chances	5-6	2-2
Sacks By: Number-Yards	3-19	2-11

INDIVIDUAL STATISTICS

RUSHING: Baylor-Williams,Ter. 23-62; Hasty,JaMycal 5-28; Brewer,Charlie 8-22; Holmes,Gavin 1-4; Ebner,Trestan 2-4. Kansas-Herbert,Khalil 10-71; Martin,Taylor 3-26; Williams,Dom 7-23; Moos,Cole 1-11; Sims,Steven 1-11; Stanley,Carter 9-minus 2; Bender,Peyton 1-minus 6; Schadler,Ryan 1-minus 8.
PASSING: Baylor-Brewer,Charlie 23-29-0-315; Atkinson,Jared 1-1-0-20. Kansas-Stanley,Carter 17-33-1-155; Bender,Peyton 2-3-0-8.
RECEIVING: Baylor-Mims,Denzel 5-122; Holmes,Gavin 4-66; Williams,Ter. 4-25; Ebner,Trestan 3-34; Lynch,Blake 2-10; Hasty,JaMycal 2-5; Feuerbacher,J. 1-25; Brewer,Charlie 1-20; Atkinson,Jared 1-19; Wainright,Ish 1-9. Kansas-Sims,Steven 7-42; Schadler,Ryan 3-30; Patrick,Tyler 3-17; Fairs,Evan 2-40; Harrell,Chase 2-30; Johnson,Ben 1-5; Herbert,Khalil 1-minus 1.
INTERCEPTIONS: Baylor-Hand,Harrison 1-0. Kansas-None.
FUMBLES: Baylor-None. Kansas-Schadler,Ryan 1-1.
SACKS (UA-A): Baylor-Young,Taylor 1-0; Lewis,Ira 1-0; Pitre,Jalen 1-0. Kansas-Ogbebor,Osaze 1-0; Dineen,Joe 1-0.
TACKLES (UA-A): Baylor-Young,Taylor 5-5; Williams,Jordan 3-3; Preciado,Rajah 3-2; Black,Henry 3-1; Arnold,Grayland 3-1; Hunt,Tyrone 3-0; McVea,Jairon 3-0; Nance,Brian 3-0; Hand,Harrison 2-1; Ogor,Eric 1-2; Kelly,Chad 2-0; Hall,-Davion 2-0; Vaughns,V. 2-0; Miller,Chris 2-0; Williams,Deonte 2-0; Pitre,Jalen 2-0; Roy,Bravvion 0-2; Jones Jr.,Lenoy 1-0; Lewis,Ira 1-0; Johnson,Micheal 1-0; Jacobs,Jamie 1-0; Waz,Chance 1-0; Lynch,James 0-1. Kansas-Dineen,Joe 10-1; Mayberry,Kyle 6-1; Lee,Mike 4-3; Defense,Hasan 5-0; Torneden,Bryce 4-1; Miller,Tyrone 4-1; Loneker,Keith 4-1; Ogbebor,Osaze 3-1; Armstrong,D. 3-0; Richmond,S. 3-0; Wise,Daniel 2-1; Holmes,J.J. 2-0; Simmons,K. 2-0; Ford,DeAnte 1-0; Jones,Liam 1-0.

TEXAS TECH 38, BAYLOR 24

AT&T STADIUM • ARLINGTON, TEXAS

NOV. 11, 2017 • ATTENDANCE: 34,482

Baylor (1-9) had one of its best offensive outputs of the season, but costly mistakes and red zone mishaps kept the Bears from adding another mark in the win column, falling 38-24 to Texas Tech (5-5).

True freshman QB **Charlie Brewer** set program records in both completions (43) and pass attempts (63), but three empty possessions on red zone trips and three turnovers kept BU from keeping pace with the Red Raiders.

The Bears had flashes of efficiency on offense, with Brewer's strong outing complimented by a breakout performance from RB **JaMycal Hasty** (73 rushing yards, 51 receiving yards) and WR **Denzel Mims** (152 receiving yards).

POSTGAME NOTES

• Baylor went over 400 yards of total offense for the fourth time this season and second straight game.
• Baylor's defense on third down in last 34 quarters has held opponents to 33-for-106 after allowing foes to go 22-of-34 in first six quarters.
• After allowing nine sacks over its first three games, Baylor's offensive line has allowed 10 sacks over the last seven games.
• QB Charlie Brewer notched his first 400-yard passing game, setting program records for completions (43) and pass attempts (63).
• Denzel Mims became the 10th receiver in BU history to post a 1,000 yard season, the first under Rhule.
• WR Blake Lynch had a career high seven catches and 77 yards.
• LB Taylor Young (39.0 career TFLs) moved into third place on Baylor's career list (John Garrett, 38.5, 2000-2003).

SCORING SUMMARY

BAYLOR			**0**	**21**	**7**	**10**	**--**	**38**
KANSAS			**0**	**6**	**3**	**0**	**--**	**9**
1st	14:46	TTU	Coutee, Keke 92 yd kickoff return (Hatfield, Clayton kick)					
	10:28	BU	Holmes,Gavin 4 yd pass from Brewer,Charlie (Martin,Connor kick)					
	08:14	TTU	King, Tre 1 yd run (Hatfield, Clayton kick)					
2nd	12:11	TTU	Vasher, T.J. 5 yd pass from Shimonek, Nic (Hatfield, Clayton kick)					
3rd	04:42	TTU	Hatfield, Clayton 39 yd field goal					
	01:08	BU	Stricklin,Pooh 6 yd pass from Brewer,Charlie (Martin,Connor kick)					
	00:44	TTU	Batson, Cameron 30 yd pass from Shimonek, Nic (Hatfield, Clayton kick)					
4th	07:57	BU	Martin,Connor 34 yd field goal					
	05:25	TTU	Coleman, Douglas 31 yd fumble recovery (Hatfield, Clayton kick)					
	01:33	BU	Mims,Denzel 3 yd pass from Brewer,Charlie (Martin,Connor kick)					

STATISTICS

TEAM STATS	TTU	BU
FIRST DOWNS	18	31
RUSHES-YARDS (NET)	30-91	29-106
PASSING YDS (NET)	246	417
Passes Att-Comp-Int	29-24-0	63-43-1
TOTAL OFFENSE PLAYS-YARDS	59-337	92-523
Fumble Returns-Yards	1-31	0-0
Punt Returns-Yards	2-9	0-0
Kickoff Returns-Yards	3-122	2-39
Interception Returns-Yards	1-0	0-0
Punts (Number-Avg)	4-41.5	2-51.0
Fumbles-Lost	1-1	4-3
Penalties-Yards	6-64	6-65
Possession Time	23:33	36:27
Third-Down Conversions	4 of 10	11 of 19
Fourth-Down Conversions	1 of 1	1 of 3
Red-Zone Scores-Chances	3-4	4-7
Sacks By: Number-Yards	1-8	2-13

INDIVIDUAL STATISTICS

RUSHING: Texas Tech-King, Tre 20-67; Nisby, Desmond 4-18; Shorts, Quan 1-14; Felton, Demarcus 1-4; Team 1-minus 1; Shimonek, Nic 3-minus 11. Baylor-Hasty,JaMycal 13-73; Lovett,John 4-14; Brewer,Charlie 9-12; Williams,Terence 3-7.
PASSING: Texas Tech-Shimonek, Nic 24-29-0-246. Baylor-Brewer,Charlie 43-63-1-417.
RECEIVING: Texas Tech-Cantrell, Dylan 11-94; Batson, Cameron 4-50; Vasher, T.J. 4-42; King, Tre 3-22; Coutee, Keke 2-38. Baylor-Mims,Denzel 12-152; Hasty,JaMycal 9-51; Stricklin,Pooh 8-99; Lynch,Blake 7-77; Nicholson,Tony 3-17; Holmes,Gavin 3-16; Atkinson,Jared 1-5.
INTERCEPTIONS: Texas Tech-Dorsey, Vaughnte 1-0. Baylor-None.
FUMBLES: Texas Tech-King, Tre 1-1. Baylor-Brewer,Charlie 3-2; Nicholson,Tony 1-1.
SACKS (UA-A): Texas Tech-Barnes, Zach 1-0. Baylor-Lynch,James 1-0; Williams,Jordan 1-0.
TACKLES (UA-A): Texas Tech-Allen, Dakota 4-5; Lane, Jaylon 8-0; Fields, DaMarcus 6-2; Dorsey, Vaughnte 3-5; Brooks, Jordyn 4-1; Johnson, Jah'Shawn 3-2; Parker, Justus 4-0; Jones, Tony 2-2; Jeffers, Riko 3-0; Washington, B. 2-1; Coleman, Douglas 2-0; Allen, Kisean 1-1; Thomas, Mychealon 1-1; Hill, Kolin 1-0; Smith, Desmon 1-0; Barnes, Zach 1-0; Howard, Eli 1-0. Baylor-Young,Taylor 7-2; Arnold,Grayland 4-2; Hall,Davion 5-0; Williams,Jordan 4-1; Houston,Jameson 4-0; Sells,Taion 1-3; Roberts,Greg 2-1; Miller,Chris 2-1; Nance,Brian 1-2; Pitre,Jalen 2-0; Williams,Deonte 2-0; Lynch,James 1-1; Roy,Bravvion 1-1; Vaughns,Verkedric 0-2; Lewis,Ira 1-0; Texada,Raleigh 1-0; Artis,DJ 1-0; Waz,Chance 1-0; Jacobs,Jamie 0-1; Black,Henry 0-1.

GAME RECAPS

IOWA STATE 23, BAYLOR 13

MCLANE STADIUM • WACO, TEXAS

NOV. 18, 2017 • ATTENDANCE: 40,653

Baylor (1-10) played another tight contest to close out its 2017 home schedule, but ultimately the offense was unable to make a final late push, falling 23-13 to Iowa State (7-4).

The Bears held pace with the Cyclones through the first half, trailing by 10 at the intermission.

Both defenses held firm in the second half, with BU's D allowing just two field goals and the Cylones allowing one.

Trailing by seven in the fourth quarter, the Bears turned the ball over on the two yard line on a fumble, shutting down the potential game-tying score. BU had two more chances in the quarter to cut into the lead, but a punt and interception kept ISU out of reach.

POSTGAME NOTES

• Of Baylor's 242 starters through 11 games, 121 have been freshmen or sophomores, including 12-of-22 (seven offense, five defense) vs. Iowa State.
• Baylor's 26 first-time starters, including 11 freshman, thus far in 2017 are the second most in FBS.
• After allowing nine sacks over its first three games, Baylor's offensive line has allowed 10 sacks over the last eight games.
• QB Charlie Brewer has the highest completion percentage (71.8%) for a Baylor QB in his first three Big 12 starts.
• RB JaMycal Hasty had over 100 total yards (110 yards) in consecutive games.
• TE Ishmail Wainright caught his second touchdown of the season and his career, and second in last three games, on a season- and career-long 13-yard grab for his second catch of the season.
• K/P Connor Martin (18 season FGs made) moved into a tie for second place on Baylor's single-season list.

SCORING SUMMARY

IOWA STATE			**7**	**10**	**3**	**3**	**--**	**23**
BAYLOR			**7**	**3**	**3**	**0**	**--**	**13**
1st	10:59	BU	Wainright,Ish 13 yd pass from Brewer,Charlie (Martin,Connor kick)					
	06:09	ISU	Lazard, Allen 36 yd pass from Noland, Zeb (Owens, Garrett kick)					
2nd	13:50	BU	Martin,Connor 27 yd field goal					
	08:05	ISU	Owens, Garrett 34 yd field goal					
	02:19	ISU	Butler, Hakeem 67 yd pass from Noland, Zeb (Owens, Garrett kick)					
3rd	12:24	BU	Martin,Connor 47 yd field goal					
	06:25	ISU	Owens, Garrett 22 yd field goal					
4th	07:01	ISU	Owens, Garrett 45 yd field goal					

STATISTICS

TEAM STATS	ISU	BU
FIRST DOWNS	21	25
RUSHES-YARDS (NET)	40-214	38-133
PASSING YDS (NET)	180	198
Passes Att-Comp-Int	28-14-0	36-26-1
TOTAL OFFENSE PLAYS-YARDS	68-394	74-331
Fumble Returns-Yards	0-0	0-0
Punt Returns-Yards	1-0	0-0
Kickoff Returns-Yards	3-55	2-44
Interception Returns-Yards	1-31	0-0
Punts (Number-Avg)	4-34.2	5-27.6
Fumbles-Lost	1-0	1-1
Penalties-Yards	4-50	4-30
Possession Time	28:53	31:07
Third-Down Conversions	6 of 15	5 of 15
Fourth-Down Conversions	2 of 2	3 of 3
Red-Zone Scores-Chances	2-3	2-3
Sacks By: Number-Yards	2-15	0-0

INDIVIDUAL STATISTICS

RUSHING: Iowa State-Montgomery, David 27-144; Croney, Sheldon 4-45; Lanning, Joel 7-27; TEAM 2-minus 2. Baylor-Hasty,JaMycal 17-86; Brewer,Charlie 10-24; Lovett,John 9-21; Atkinson,Jared 1-8; TEAM 1-minus 6.
PASSING: Iowa State-Noland, Zeb 14-28-0-180. Baylor-Brewer,Charlie 26-36-1-198.
RECEIVING: Iowa State-Ryen, Trever 5-14; Eaton, Matthew 3-28; Lazard, Allen 2-52; Butler, Hakeem 1-67; Montgomery, David 1-14; Jones, Deshaunte 1-3; Croney, Sheldon 1-2. Baylor-Hasty,JaMycal 8-24; Nicholson,Tony 5-35; Mims,Denzel 4-60; Feuerbacher,Jordan 4-23; Lynch,Blake 2-21; Stricklin,Pooh 1-16; Wainright,Ishmail 1-13; Lovett,John 1-6.
INTERCEPTIONS: Iowa State-Wilkerson, Reggie 1-31. Baylor-None.
FUMBLES: Iowa State-TEAM 1-0. Baylor-Lovett,John 1-1.
SACKS (UA-A): Iowa State-Harvey, Willie 1-0; Lanning, Joel 1-0. Baylor-None.
TACKLES (UA-A): Iowa State-Peavy, Brian 9-1; Spears, Marcel 7-1; Wilkerson, Reggie 6-2; Cotton-Moya, Kamari 5-0; Lanning, Joel 4-0; Alexander, Mackenro 4-0; Ruth, De'Monte 3-1; Lima, Ray 2-0; Harvey, Willie 1-1; McMillen, Bobby 1-0; Uwazurike, Eyioma 1-0; Waggoner, J.D. 1-0; Bailey, JaQuan 1-0; Payne, D'Andre 1-0; Soehner, Dylan 1-0; Edwards, Evrett 0-1. Baylor-Jones Jr.,Lenoy 3-4; Williams,Jordan 5-1; Nance,Brian 4-1; Sells,Taion 3-2; Arnold,Grayland 3-1; Pitre,Jalen 2-2; Lynch,James 3-0; Roy,Bravvion 3-0; Vaughns,Verkedric 3-0; Lewis,Ira 1-2; Roberts,Greg 2-0; Houston,Jameson 2-0; Jacobs,Jamie 1-1; Black,Henry 1-1; Hall,Davion 1-1; Morrison,Russell 1-0; McVea,Jairon 1-0; Preciado,Rajah 1-0; Williams,Deonte 1-0; Miller,Chris 0-1; Hand,Harrison 0-1; Waz,Chance 0-1; Johnson,Micheal 0-1; Matiscik,Ross 0-1; Davis,Timarcus 0-1.

#12 TCU 45, BAYLOR 22

AMON G. CARTER STADIUM • FT. WORTH, TEXAS

NOV. 24, 2017 • ATTENDANCE: 43,015

In what amounted to the Bears' bowl game in a disappointing 1-11 season, they jumped out to a 9-0 lead on 10th-ranked TCU in the first 94 seconds, trailed by just two at the break and were still within a single score until the last two minutes of the third quarter of Friday's season finale at Amon G. Carter Stadium.

Already bowl-eligible for a fourth consecutive year, TCU (10-2, 7-2) punched its ticket for next week's Big 12 Championship game and a rematch with No. 3 Oklahoma by scoring 17 unanswered points in an eight-minute stretch and defeating Baylor, 45-22, before a crowd of 43,015.

POSTGAME NOTES

• Baylor is the first team to score points in the second half against TCU since Kansas State scored three on Oct. 14, 2017, ending a span of five straight scoreless second halves for TCU.
• Baylor recorded its first safety since a team safety on Sept. 16, 2006 at Washington State (punt snapped out of end zone).
• With Blake Lynch's 100-yard receiving game, Baylor had five different players go over the 100-yard mark in 2017 (Trestan Ebner, Denzel Mims, Chris Platt, Pooh Stricklin) for the first time since 2014 (KD Cannon, Corey Coleman, Antwan Goodley, Lynx Hawthorne, Jay Lee).
• OL Patrick Lawrence and Blake Blackmar made their 25th and 24th consecutive starts, respectively. Lawrence started at LG for fi rst time and fi rst time not playing RT in career.
• Baylor had 33 different freshmen or sophomores start a game in 2017.

SCORING SUMMARY

BAYLOR			**9**	**10**	**3**	**0**	**--**	**22**
TCU			**14**	**7**	**14**	**10**	**--**	**45**
1st	14:10	BU	Bravvion Roy safety					
	13:26	BU	Lynch,Blake 54 yd pass from Brewer,Charlie (Martin,Connor kick)					
	8:59	TCU	Hicks, Kyle 4 yd run (Bunce, Cole kick)					
	00:26	TCU	Stewart, J. 7 yd pass from Hill, Kenny (Bunce, Cole kick)					
2nd	11:30	TCU	Olonilua, Sewo 32 yd run (Bunce, Cole kick)					
	5:23	BU	Ebner,Trestan 58 yd pass from Brewer,Charlie (Martin,Connor kick)					
	00:00	BU	Martin, Connor 48 yd field goal					
3rd	12:32	TCU	White, Desmon 14 yd pass from Hill, Kenny (Bunce, Cole kick)					
	9:56	BU	Martin, Connor 23 yd field goal					
	1:39	TCU	Reagor, Jalen 30 yd pass from Hill, Kenny (Bunce, Cole kick)					
4th	13:36	TCU	Hill, Kenny 3 yd run (Bunce, Cole kick)					
	8:45	TCU	Bunce, Cole 23 yd field goal					

STATISTICS

TEAM STATS	BU	TCU
FIRST DOWNS	14	25
RUSHES-YARDS (NET)	29-79	36-112
PASSING YDS (NET)	314	325
Passes Att-Comp-Int	34-21-2	36-26-0
TOTAL OFFENSE PLAYS-YARDS	63-393	72-437
Fumble Returns-Yards	1-1	2-0
Punt Returns-Yards	0-0	4-17
Kickoff Returns-Yards	5-90	4-76
Interception Returns-Yards	0-0	2-0
Punts (Number-Avg)	7-41.1	5-41.4
Fumbles-Lost	0-0	1-4
Penalties-Yards	10-75	3-23
Possession Time	27:14	32:46
Third-Down Conversions	3 of 14	5 of 14
Fourth-Down Conversions	0 of 0	0 of 1
Red-Zone Scores-Chances	1-2	5-5
Sacks By: Number-Yards	3-18	8-39

INDIVIDUAL STATISTICS

RUSHING: Baylor-Brewer,Charlie 9-49; Ebner,Trestan 6-15; Schrepfer,Wyatt 1-9; Hasty,JaMycal 9-9; Lovett,John 1-5; Williams,Terence 1-2; Smith,Zach 2-minus 10. TCU-Olonilua, Sewo 10-71; Hill, Kenny 9-20; Turpin, K. 1-18; Hicks, Kyle 10-11; Snell, Kenedy 3-2; Muehlstein, G. 1-minus 2; Boyd, Stacy 1-minus 2; Slanina, Ty 1-minus 6.
PASSING: Baylor-Brewer,Charlie 19-29-1-301; Smith,Zach 2-5-1-13. TCU-Hill, Kenny 26-36-0-325.
RECEIVING: Baylor-Ebner,Trestan 6-89; Lynch,Blake 4-110; Atkinson,Jared 3-49; Mims,Denzel 2-26; Nicholson,Tony -15; Wainright,Ishmail 2-12; Jones,Marques 1-12; Hasty,JaMycal 1-1. TCU-Stewart, J. 6-72; White, Desmon 4-69; Reagor, Jalen 4-39; Olonilua, Sewo 3-40; Slanina, Ty 2-33; Austin, Jaelan 2-18; Hicks, Kyle 1-26; Diarse, John 1-17; Williams, Taj 1-7; Hunt, Cole 1-4; Thomas, Dylan 1-0.
FUMBLES: Baylor-Brewer,Charlie 1-1. TCU-Hill, Kenny 1-0; White, Desmon 1-0.
SACKS (UA-A): Baylor-Lewis,Ira 1-0; Nance,Brian 0-1; Roy,Bravvion 0-1; Jones Jr.,Lenoy 1-0. TCU-Boesen, Mat 5-1; Broadnax, J. 0-1; Summers, Ty 1-0; Banogu, Ben 1-0.
TACKLES (UA-A): Baylor-Lynch,James 5-2; Jones Jr.,Lenoy 4-3; Arnold,Grayland 5-1; Williams,Jordan 4-2; Pitre,Jalen 5-0; Sells,Taion 4-1; Nance,Brian 3-2; Hall,Davion 4-0; Roberts,Greg 2-2; Black,Henry 1-3; Lewis,Ira 2-1; Vaughns,Verkedric 0-3; Jacobs,Jamie 1-1; Miller,Chris 1-1; Roy,Bravvion 0-2; Davis,Timarcus 0-2; Houston,Jameson 1-0; Jones,Will 1-0; Texada,Raleigh 1-0; Wainright,Ishmail 1-0; Hand,Harrison 0-1; Morrison,Russell 0-1. TCU-Boesen, Mat 8-2; Summers, Ty 7-1; Issahaku, R. 6-0; Simmons, M. 4-0; Douglas, Sammy 4-0; Bradley, Chris 2-2; Orr, Nick 2-1; Bethley, Corey 2-0; Blacklock, Ross 1-1; Porter, Emanuel 1-1; Evans, Arico 0-2; Texada, R. 1-0; Stewart, J. 1-0; Banogu, Ben 1-0; Epley, Michael 1-0; Downing, M. 1-0; Gladney, Jeff 1-0; James, Tony 1-0; Scott, Vernon 1-0; Broadnax, J. 0-1; Hights, T. 0-1.

PROGRAM HISTORY

Baylor's football program celebrates its 120th year of existence and its 117th season in 2018. The school has fielded a varsity team each year since 1899 save the 1906, 1943 and 1944 seasons.

Baylor first began playing football in 1899 and started putting together a history that was not all that bad considering the times. Baylor's first five teams all finished with better than .500 records. After 14 years of football, and there was one season (1906) when Baylor did not field a team, the university was on the topside of the scoreboard with an overall mark of 50-44-11 while being tutored by 10 different head coaches. It had not won any conference championships but then there was no way it could do so; it did not compete in a conference.

However, several outcomes prior to formation of the Southwest Conference should be mentioned by anyone exploring a history of Baylor football.

In that first year of Baylor football, the University's gridiron representatives played TCU to a 0-0 tie. The game was played in Waco and for an excellent reason. Both schools were located in Waco. However, TCU in that era was known as "AddRan" College; the school's name was not officially changed to "Texas Christian University" until 1902, and by then the team's nickname was already "Horned Frogs." When the two schools met in 1901, Baylor won a 39-0 victory on Nov. 23 and later that season defeated TCU (or AddRan), 42-9.

TCU finally defeated Baylor for the first time in 1904, 5-0, but in 1907 came the strangest verdict of all. The TCU record book shows a victory for the Frogs, 11-10. But for a number of years the Baylor record book listed that outcome as a victory for Baylor, 10-9. In his history of the Southwest Conference ("*Football, Texas Style*") published by Doubleday & Company in 1964, **Kern Tips**, the man widely regarded as the greatest radio voice SWC football ever knew, offered this explanation:

"At issue is whether or not TCU actually tackled a Baylor ball carrier in his own end zone for a safety late in the game. Reports say that the officials disagreed among themselves, as the goal line had disappeared in the dusty action, and were still debating the issue while the teams and spectators went home to supper with their own convictions about the final score."

Another interesting Baylor-TCU outcome (and remember, at this time both institutions were located in Waco; TCU did not move to Fort Worth until 1910 after the school's main building in Waco had burned) came in 1908. TCU had already won the first two games played between the two schools that season. They decided to play a third one on Nov. 26 (Thanksgiving Day). TCU led at halftime, 8-6. Baylor, by then downright hungry for a victory over the Frogs, did an unusual thing. **John Fouts**, Baylor's star left end, put on blue stockings (blue was then a TCU color) but kept on his Baylor gray jersey. Then, according to the Tips' accounting, "after the second-half kickoff he raced to the sidelines, snatched off his gray jersey and was revealed in a blue one that, like his stockings, matched TCU's uniforms. As he rejoined his mates on the field, it appeared that TCU had provided Baylor with its 11th man.

"TCU objected; Baylor's captain **Babe Gantt** smilingly observed there was no law against it, and demurred. With its 'wild card' from the coloring book in the game, Baylor rallied to win the game, 23-8, amid what was reported to be 'bitterness and confusion' on the part of the TCU team and its supporters. The city of Waco was a little noisy that evening. This, by the way, is a report from the files of TCU. No reference to Mr. Fouts strip act is to be found in the Baylor book."

One more Baylor game from that era demands attention. In 1910, Baylor met Texas in Waco. Baylor was coached by **Ralph Glaze**, a former All-America end at Dartmouth. Texas had a new coach, William S. ("Billy") Wasmund, a former quarterback at Michigan for Fielding "Hurry Up" Yost. The Baylor and Texas coaches clashed fiercely before the game about which of the officials should be the referee and run the game. Wasmund won the argument and his choice was Vanderbilt ex Dan Blake, who had played for a coach at Vanderbilt who also was a Yost product.

The game was tied at 6-6 in the first half but as Baylor players and their coach saw it, Blake was giving Texas all the better of it in his calls. On one occasion, Baylor had a chance to score and go ahead after getting a Texas fumble. But Blake got in the way of the Baylor player who appeared to be touchdown bound and slowed him up just enough for a Texas player to run him down from behind at the UT 18. Later in the game, with Texas in possession at the Baylor 12, UT quarterback Arnold Kirkpatrick dropped the ball while trying to pass and Baylor end **Riley Hefley** picked up the ball and started to run with it. According to a history of Longhorn football written by longtime *Austin American-Statesman* **Lou Mayself**, "Referee Blake jumped in and stopped him, declaring the play was dead because the ball had struck Blake. Two of the other three officials sided with Baylor but Blake stuck to his decision, whereupon Glaze refused to let his team continue and eventually took it off the field."

Or as Tips puts it in his history, "Owing to a rank decision by an official, Coach Glaze refused to continue and took his team off the field, ending the game."

Texas went home with a victory now officially recorded as a 1-0 win although the Baylor record book for years listed it as a 6-6 tie. But a postscript is worth noting. Baylor had a mighty lineman that season, a future Rhodes Scholar named **E.T. Adams,** better known as "Bull" Adams. He had scored Baylor's only touchdown in that game when he grabbed a Texas fumble and ran 20 yards with it. When Glaze decided to take his team off the field, the raging and defiant Adams initially refused to go. As folklore has it, he challenged Texas to run its future plays only between the tackles. If the Longhorns would do so, he would take on the visitors by himself.

Texas declined and went home with its 1-0 victory. And Baylor was left with its only defeat that season.

Glaze would not enjoy another winning season before turning the football program over to **Norman Paine** for one season (1913). Paine in turn gave up the reins the next season to **C.P. "Bubs" Mosley**, who had been an outstanding player in his own right for Baylor. Mosley, who was inducted into the Baylor Athletic Hall of Fame in 1964, thus took over in 1914 as the team was becoming known as Bears and Baylor itself was becoming part of a new conference, the Southwest Conference.

The new league was formed on May 6 of that year with football competition scheduled to begin in 1915. Baylor, Oklahoma, Arkansas, Texas, Texas A&M, Oklahoma A&M and Southwestern University were charter members. Rice was accepted provisionally and did participate in 1915, but then backed out for 1916 and 1917 before joining the league to stay in 1918.

Mosley did not have a good season in his inaugural year as head coach in Baylor's final season as an independent. Indeed, his team was only 3-5-2. Perhaps his inheritance was not all that great. The previous season the team tied as many games as it won (three). So Mosley's first season was hardly an accurate signal of things to come. He stayed around as head coach for six seasons, guiding the Bears through the 1919 campaign, and his overall record was 30-18-4. His winning pace of 62.5 percent would be exceeded by only his successor, **Frank Bridges** (66 percent) and by **George Sauer** (1950-55) who won at a 64 percent rate.

But Mosley did something that would become a rarity in Baylor football coaching circles; he won a share of the conference championship in 1915 while leading the newly-named Bears to a 7-1 record overall and a 3-0 mark in league play. Unbeaten Oklahoma had much the better overall record (10-0) but the Sooners also were 3-0 in league competition and thus Baylor and Oklahoma were declared the new league's co-champions.

Alas, that decision did not stand. Baylor officials did some checking and discovered one of their players was a transfer from another college and thus not eligible to have played that season. According to Tips' history, Baylor offered to turn back the title but Oklahoma, "knowing this, made no effort to claim the title in dispute for itself; and aside from the fact that, for want of a second to Baylor's offer to quit-claim the championship, the conference did then and still does list the Bears as the first conference champions."

However, while the two teams continued to be listed at the top of the 1915 standings, the roster and record book published by the SWC in later years noted that "Baylor forfeited claim to co-championship for using ineligible player."

It was a zany start for the new league.

The following season brought another zany development. Texas was 5-1 for league play and 7-2 overall. Baylor was 3-1 in conference competition (the lone loss being to Texas A&M, 3-0), but 9-1 for the season. The league decided no champion would be recognized.

Baylor would not enjoy another really banner season until the early 1920s and by then the Bears were under the direction of **Frank Bridges**, of whom it was written (by the longtime regional sports editor of The Associated Press, Harold V. Ratliff, in his book, "*I Shook the Hand*"): "Cocky little Frank Bridges qualified as the puck of sportdom. His bag of tricks in football brought championships and humorous incidents; his mischievousness not only gave others laughs but sometimes got Frank into predicaments ... Bridges came into the Southwest Conference to bewilder opponents with such shenanigans as the hidden ball trick and the kickoff from the sidelines, and to bring to

PROGRAM HISTORY

football the eight-man offensive line and the spin play."

And, Ratliff wrote in his book (published in 1948), "He won the only conference championships Baylor University ever knew in football. They still talk about his tackle-around play and they still chuckle at the old ivy-covered school at the colorful antics of this half-pint with the tart tongue."

Of course, Baylor is no longer an ivy-covered school. And the University has won other football championships than the ones Bridges brought to the school in 1922 and 1924. But, no question, he was something special as a coach in his day, and his teams were something special. As was noted in a book concerning the Texas Sports Hall of Fame and its members, "Name all the trick plays you've ever heard about. Frank Bridges almost certainly used them first."

They still laugh about the time in 1924 when Baylor was playing SMU, trailing 7-0, and desperately needing a touchdown late in the game to tie the score and sew up the championship. Bridges kept sending in players with instructions to call for the use of Baylor's famed spread formation. They kept failing to do so. So finally Bridges called time, walked out on the field himself, and said: "Now, Mr. Referee, when we spread out we want the fans to be quiet so we can hear the signals." The referee assured him the fans would be kept quiet. The Baylor quarterback got the hint, called a play using the spread, Baylor scored, tied the game and won the title.

Bridges' first title came in 1922 and featured a sensational back named **Wesley Bradshaw** (5-11, 170). Bradshaw came to Baylor from Burleson College in Greenville, and made all-conference in both 1921 and '22. In 1922 he became a one-man gang. He scored 30 points against Arkansas in one game and that year he scored 119 points, a total that still ranks as the Baylor record. He lettered in four sports: football, basketball, baseball and track. Hall of Fame coach **Warren Woodson** once called him "the greatest open field runner I have ever seen perform."

Baylor was undefeated in league play in 1922 and 8-3 overall. Bears other than Bradshaw who won consensus All-SWC recognition that year included tackle **Russell Blailock**, guard **Cop Weathers** and back **John Tanner**.

By 1924 Bradshaw was gone but Bridges was undeterred. His Bears won the championship again, posting a 4-0-1 record (7-2-1 overall), beating out SMU which had a 2-0-4 mark. That Baylor team had such consensus All-SWC players as guards **Jack Sisco** and **Bear Walker** and backs **Ralph Pittman** and **Bill Coffey**, but mainly it had sophomore tackle/end/back **Sam Coates** (6-2, 225), a remarkable athlete who first played at Waco High and then moved across town to the Baylor campus and became one of the first players in league history to win consensus All-SWC recognition for three straight seasons.

According to Tips, on Baylor's drive for a tying touchdown against SMU in 1924, Coates gained 10 yards on a tackle-around play, moved to end and caught a pass for a 50-yard gain, and then a few plays later, in the role of ball carrier, swept SMU's end for the tying touchdown. "Somebody else kicked the tying point, though," wrote Tips.

Two conference championships in a span of three years, those were heady times for the Baylor Bears. But they didn't last. Bridges resigned following the 1925 season after becoming involved in a dispute with the university's president, Samuel P. Brooks. Also, there were reports in various newspapers that claimed Bridges had turned down two $10,000-a-year coaching jobs. Brooks called Bridges in and told him he could never expect to make that much at Baylor. "Why, I only receive $10,000," Brooks is said to have told Bridges. "That's all right, Doc," the puckish Bridges is quoted as replying. "I'll get you a raise."

Brooks laughed at the remark, "but that was the first inkling I had that he didn't like me," Bridges later said.

He left after compiling a six-year record of 35-18-6. **Morley Jennings**, who had compiled an impressive record of his own while coaching at Ouachita College in Arkansas, succeeded him, and stayed around for 15 years, guiding the Baylor program through the challenging times brought on by the Great Depression, compiling an overall record of 83-60-6, coming close to capturing the crown three times (second-place finishes in 1926, 1930 and 1933), tutoring perhaps the greatest lineman in Baylor history (**Barton "Botchey" Koch**) and giving Waco some of the most exciting times it had ever experienced in 1937.

Koch's greatest season came in 1930 when he became the first Southwest Conference player in history to win consensus All-America recognition. Koch was 5-11 and 220, and in the words of Hall of Fame coach **Ray Morrison**, "I've never seen a guard who could spend as much time in his opponents' backfield as Koch does." Koch's time at Baylor coincided with that of back **Jake Wilson**, a mighty mite of 5-10 and 147, a two-year all-conference selection and a true triple threat. Wilson and Koch made the Bears a strong team in 1930, but their 3-1-1 mark in SWC play finished a half-game behind Texas' 4-1-0 mark.

The Bears were good again in 1933 (4-2-0 mark in SWC play) with such all-conference selections as end **Jim Tom Petty**, guard **Harold Clem** and back **Joe Jack Pearce**, but again they finished as a runner-up to Arkansas. They were 6-3-1 and tied for third in the SWC race in 1936 as **Lloyd Russell** won all-star honors.

But it was in 1937 that they got Baylor ranks and the Central Texas population buzzing in a way not seen in decades. SMU and TCU had set the stage in 1935, both remaining undefeated until they clashed for the national championship on Nov. 30 in a game that commanded the presence of big-name sportswriters from all parts. SMU won that game and received an invitation to become the first Southwest Conference team ever to play in the Rose Bowl.

When Baylor won its first six games in 1937, defeating defending champion Arkansas and well-armed TCU and A&M, the Bears zoomed up to No. 4 in The Associated Press poll. Talk broke out all over the state: "Baylor to the Rose Bowl." Coming up next was Texas, destined to finish in the cellar that season in the SWC.

The Bears in that era were playing their games in Waco's relatively new Municipal Stadium, which had a capacity of 12,000, or maybe 15,000 if the place was jammed. It was jammed on that Saturday afternoon of Nov. 6 when Bears and Longhorns lined up for the kickoff. Also jammed was the radio booth where the ranks of broadcasters had been increased by the presence of a famous sports voice from New York.

Before the game, a representative of the *Baylor Lariat*, the campus newspaper, approached the famed visitor and asked him how he thought the game would go. "Young man, I get paid for my opinions," the visitor loftily replied. Standing nearby and hearing the conversation was Jinx Tucker, famed in his own right as longtime sports editor of the *Waco Tribune-Herald*. "Hal, here," said Tucker, fishing in his pocket and coming up with a nickel. "Give him this and let's find out all he knows."

If anyone in the vicinity thought Texas was going to score a shocking upset that day, he kept such an opinion to himself. But the Longhorns did, ambushing the Bears, 9-6, and not only ending all that Rose Bowl talk but also puncturing the Bears' dreams of winning the conference title. They wound up a 3-3 team in league play.

But not even defeat could diminish the brilliance of Baylor's famed twosome of back **Billy Patterson** and end **Sam Boyd**. Both were two-year consensus All-SWC selections, both were early Baylor Athletic Hall of Fame inductees, and both had NFL career possibilities until World War II intervened.

Patterson was especially outstanding by any measure. He had been outstanding as a high school player at Hillsboro. "In all my years of coaching, I guess the boy I wanted most and didn't get was Billy Patterson," famed TCU coach **Leo (Dutch) Meyer** once said. Meyer couldn't complain, of course. He did get the likes of all-time college great Sammy Baugh and the first Heisman Trophy winner from west of the Mississippi, Davey O'Brien.

Patterson wound up at Baylor although some of the civic leaders in Hillsboro had him primed to go to Texas. As Patterson told the story later, "Jack Chevigny was the coach at Texas and I had an appointment to meet him one day at the old Andrews Café in Hillsboro. I waited around awhile and he never showed up. When we (Baylor) went to Austin my sophomore year and beat Texas by scoring 21 points in the fourth quarter, and I was fortunate enough to make a few big plays, a delegation from Hillsboro went to Chevigny en masse after the game and told him, 'The kid who did so much in that last drive to beat you is the one you stood up in Hillsboro.'"

Patterson showed his true ability when Baylor upset Arkansas in 1937. He ran 71 yards for a touchdown, he threw a pass for 71 years and another touchdown, and he intercepted a pass and then threw for the winning touchdown as the Bears beat the defending champions, 20-14. Three Saturdays later he threw a long pass to Boyd for the touchdown that beat a powerful TCU team that was led by O'Brien, 6-0.

Jennings also had good teams in 1938 and '39. The Bears finished well above .500 both seasons (7-2-1 in '38 and 7-3 in '39). If the situation then had been what it is today, they would have gone to bowls both years. But instead they stayed home as first TCU and then Texas A&M won national championships with teams that were

PROGRAM HISTORY

unbeaten and untied and seldom challenged. Then the 1940 campaign marked the end of the Jennings era. Morley, widely admired, seldom blessed with the resources or talent of his adversaries, posted a 4-6 record that year as the Texas Aggies remained No. 1 in the national polls and stretched their long winning streak to Thanksgiving Day before Texas upset them, 7-0, and knocked a Rose Bowl invitation right out of their hands.

Meanwhile, Texas Tech, which had been campaigning for several years for membership in the Southwest Conference, hired Jennings at the end of the 1940 season to leave Baylor, move to Lubbock and head up the Red Raiders' athletic program and the school's bid for a place in the SWC. BU hired **Frank Kimbrough**, older brother of A&M's All-America fullback John Kimbrough, to succeed Jennings.

Kimbrough's tenure stretched over six years but included only four football seasons because of the school's decision to withdraw from football competition for the 1943 and 1944 seasons because of World War II. His second season (1942) produced encouraging results (6-4-1 overall, 3-2-1 in conference play) but it was his first season that produced one of the biggest shockers in the history of Baylor football.

The SWC had produced a mythical national champion (SMU) in 1935, the year before the annual Associated Press poll was started, and the AP's national champion in both 1938 (TCU) and 1939 (A&M). Then A&M came within the late season loss to Texas of repeating its national championship in 1940. So conversation about national titles was becoming old hat to SWC fans. When Texas won its first six games in 1941, and all the victories coming by at least a 28-point margin, the Longhorns took over first place in the AP poll and critics labeled coach D.X. Bible's masterpiece the greatest team in Southwest Conference history.

Baylor, on the other hand, was far from a masterpiece. When injuries sidelined the Bears' outstanding back, **Jack Wilson**, Kimbrough's team became less than ordinary. It lost to Texas A&M, 48-0, and the following week it lost to TCU, 23-12, and experts saw no hope for the Bears against mighty Texas. *Waco Tribune-Herald* sage Jinx Tucker predicted a 50-0 Baylor defeat and advised fans to get to the game early, otherwise they would miss UT's first touchdown.

Playing in the same stadium where Texas had snuffed out Baylor's Rose Bowl talk in 1937, the Bears got their revenge. Their revved-up defense, paced by tackle **Bubo Barnett**, held Texas' superb breakaway back Jack Crain to a net gain of three yards for the afternoon.

But with two minutes to play, Texas held a 7-0 lead, thanks to a Baylor punt that had slanted out of bounds on the BU 10-yard line. Then, with time running short, the Bears took over on their own 28 and started moving downfield, mainly with the passes of Wilson's substitute, sophomore **Kit Kittrell**. A product of nearby McGregor High School, Kittrell drove the Bears to the Texas 18, where it was fourth-and-four with 18 seconds left. Kittrell, the tailback in Kimbrough's single wing formation, took the snap and began to roam around. His primary target, **Willie Coleman**, all 5 feet 8 inches and 155 pounds, suddenly emerged in the clear from a crowd of Longhorns. Kittrell's pass was high but Coleman leaped and came down with the ball and the Bears had a touchdown. And then Wilson, adhesive tape covering his sprained ankle, hobbled onto the field and kicked the extra point that gave BU a 7-7 tie that was almost universally hailed as a victory.

Two decades later, a panel of Texas sports writers voted that 7-7 tie "the greatest upset in Southwest Conference history." Incidentally, Texas was so staggered the Longhorns lost their next game, too, to TCU. End of Rose Bowl talk, end of championship hopes. But the Longhorns, who eventually lost out on all the bowls, did leave the state talking, slaughtering Oregon, 71-7, in their season finale on Dec. 6. The next day the Japanese attacked Pearl Harbor and people quit talking about both the Longhorns and the Rose Bowl.

Baylor resumed football competition in 1945 with a team that finished 5-5-1, but when Kimbrough's 1946 team could win only one game in nine tries and none in league play, a hue and cry arose that a coaching change had to be made.

Exit Kimbrough, enter **Bob Woodruff**. And as former Baylor athletic faculty rep, then president and finally chancellor **Abner McCall** once said, it was only then, in 1947, that Baylor really got serious about football.

Woodruff, who had been one of Bobby Dodds' principal assistants at Georgia Tech, brought with him a former Georgia Tech standout named **Frank Broyles** to help him, and in their second year on the job they got the Bears respectable, highly competitive and into a bowl, Baylor's first. That 1948 team, sparked by junior college transfer quarterback **Adrian Burk** and all-conference linemen **Buddy Tinsley** and **Bentley Jones**, finished in a tie for third in the conference race, 6-3-2 overall, and beat Wake Forest, 20-7, in the "Dixie Bowl" in Birmingham, Ala. Tinsley, at 6-3 and 240 (and later a super star in Canadian football), was the heaviest man on the consensus all-conference team, and Jones, a 5-10, 165-pound guard, was the lightest.

The 1948 Baylor team was a good one. The 1949 team was great, one of the greatest in Baylor history. It won its first six games, climbed to No. 6 in the AP poll (before losing to Texas), finished second at 8-2 behind an outstanding Rice team that was unbeaten in league play, and became the catalyst for the drive that resulted in 1950 in Baylor building a new 50,000-seat stadium.

That 1949 Baylor team had a superlative end named **J.D. Ison**, an all-conference guard named **Don Mouser**, and quarterback Burk, who both punted and passed in an All-America manner. Burk led the nation in passing that season, completing 57.6 percent of his 191 throws for 1,428 yards (which ranked second in SWC history at that time) and 14 touchdowns. He was never better than he was on Nov. 19 of that season when Baylor beat SMU for the first time since 1936.

SMU that season was led by Hall of Fame coach Matty Bell and featured such stars as former Heisman Trophy winner Doak Walker, future All-Pro Kyle Rote and other Mustangs who had been instrumental in SMU winning the conference crown the two previous years. The game was played at the Cotton Bowl (by then SMU's home stadium) before a crowd of 63,337, the biggest crowd ever to watch the Bears play up to that time. Burk threw an 80-yard touchdown pass to back Dudley Parker on the first play from scrimmage, and after that the game just got wilder and wilder.

Baylor assistant **Frank Broyles**, the excitable sort, was in a scouting booth in the press box, watching the teams exchange touchdowns in rapid fire order. Finally the time arrived for him to leave his place in the scouting booth and go to ground level to be with the team at halftime. He caught the slow-moving press box elevator, and as it made its way downward, Broyles heard a huge roar coming from the stands. Upon reaching the ground, he ran up the nearest ramp, grabbed a fan and demanded, "What happened, what happened?"

Came the exasperated reply: "Those guys scored again."

Unenlightened, Broyles quickly posed another question: "Yes, yes, but which ones."

Baylor had the last word (and last score) in that game, winning a 35-26 verdict and moving back up to No. 9 in the AP poll. Doak Walker caught a touchdown pass in that game while lying on his back in the end zone. But alas, the Bears lost to Rice in their final game, 21-7, and shortly after that Woodruff accepted Florida's offer to come coach the Gators. And he took Broyles with him.

Baylor's response was to hire **George Sauer**, who had coached with great success at Kansas and then with some success at Navy. Sauer, a former All-America fullback at Nebraska, coached six years at Baylor and gave the Bears some of the most exciting football the school has enjoyed in its history of playing the game.

"That was our Golden Era," declares **Gale Galloway**, a co-captain of the 1951 team and an outstanding linebacker who probably would have made it big in the pros if it had not been for the Korean War. Instead, he wound up as chief executive officer of several Fortune 500 companies and became one of Baylor's major benefactors. Galloway would include the 1949 team when making that "Golden Era" assessment.

Sauer arrived just in time to direct the Bears in their new stadium. His first team (1950) was a fine one, posting a 7-3 record and finishing second in the SWC title chase; his second team was even better. It finished a half game out of first place after being upset by eventual champion TCU. But it also wound up in Baylor's first "major" bowl, the Orange Bowl, where it lost to Georgia Tech, 17-14.

Those were teams featuring the wondrous wizardry of quarterback **Larry Isbell** (All-America in 1951 and generally recognized as the finest quarterback in Baylor history), the pass catching of All-America **Stan Williams** and **Harold Riley**, the running of fullback **Richard Parma** and the defensive work of Galloway, tackle **Ken Casner** and guard **Bill Athey**. The 1951 Bears finished ninth in the AP poll, the highest ever for a Baylor team.

Sauer's Bears were back knocking at the door again in 1953, finishing a game out of a share of the title after winning their first six games and attaining the highest ranking ever for a Baylor team — No. 3 in the AP poll before beating TCU and again before losing by a single point to Texas in Austin. That team featured what became known as the "Fearsome Foursome" backfield

PROGRAM HISTORY

comprised of C**otton Davidson** at quarterback, **Jerry Coody** and **L.G. Dupre** at the halfbacks and **Allen Jones** at fullback. They formed an explosive package, but after getting upset by Texas the Bears lost their focus. Still ranked No. 9, they went down with a thud to Houston (37-7) and finished the season by losing to Rice, 41-19.

But even as the season fell apart, the Baylor freshman team, quarterbacked by lethal passer **Doyle Traylor**, was rampaging through its schedule unbeaten and winning praise as the greatest Baylor Cub team in history. When the 1954 season rolled around, the players from that team moved up to augment the varsity, making for another elite Baylor team.

It started with a bang, avenging its 1953 loss to Houston by trouncing the Cougars, 53-13, in its season opener. That truly was a revenge game for the Bears. The year before, Houston millionaire Hugh Roy Cullen had given the Cougars a multi-million dollar gift for upsetting Baylor, and in 1954 the Bears proved they had not forgotten.

Guided by All-SWC quarterback **Billy Hooper** and bolstered by All-America tackle **Jim Ray Smith**, they got up to No. 10 in the AP poll before losing back-to-back road games to Miami (19-13) and Arkansas (21-20), but then they reeled off five victories in a row. After beating conference leader SMU, 33-21, before 47,000 in Dallas, they returned home to take on Rice. A victory over the Owls would give them a share of that elusive crown. They didn't get it. Although Baylor's terrific sophomore back, **Del Shofner**, got loose on a run that carried to the Rice 6-yard line late in the game, the Bears were unable to cash in. They lost, 20-14, leaving them tied with Rice for third. Their consolation prize: an invitation to play Auburn in the Gator Bowl. And in Jacksonville, Fla., the Tigers of Auburn stomped them, 33-13.

But they had one of their greatest seasons in Baylor history two years later. By then Sauer had become athletic director only, turning the football reins over to assistant coach **Sam Boyd**, the 1937-38 Baylor hero. And Boyd's team, blessed with the talent and depth few Baylor teams have ever had, quickly made waves. They won their first four games while surrendering only a total of 13 points, and they were ranked No. 8 in the land when they took on coach Bear Bryant's No. 7-ranked Aggies at Baylor Stadium.

The result was the biggest crowd I personally have ever seen at that stadium. Although the crowd was officially announced as 49,500, the stands were full, both end zones were full, and dozens of fans were standing on the field just beyond the end zone. The result also was a game that was bitterly fought and physical to an extreme. Bryant later said: "The Baylor-A&M game in 1956 was the bloodiest, meanest, most brutal game one of my teams was ever in."

The Aggies, led by future Heisman Trophy winner John David Crow, won the game, 19-13, and Baylor fans left the stadium talking darkly about a critical call made by one of the officials, a controversial call that overturned the Baylor recovery of an A&M fumble late in the game. Then the next week the Bears, still waiting for their offense to develop, went to Fort Worth and lost to TCU, 7-6.

After that game their offense came alive. They did not lose again. They mauled Nebraska, 26-7; blanked SMU, 26-0; and just wore out old nemesis Rice, 46-13. Those scores caught the eye of the Sugar Bowl, which invited them to play No. 2-ranked Tennessee on Jan. 1 in New Orleans.

By then the Bears were truly a powerhouse featuring the likes of do-it-all back Shofner, quarterbacks **Bobby Jones** and **Buddy Humphrey** (**Doyle Traylor** had become one of Baylor's hard-luck stories of all time, twice losing seasons because of broken bones), ends **Jerry Marcontell** and **Earl Wayne Miller**, and such superlative Bears up front as All-America **Bill Glass**, **Clyde Letbetter**, **Charley Horton** and **Bill Parsley**. But Tennessee had tradition, a perfect record, that No. 2 ranking, and All-America tailback Johnny Majors.

The Volunteers were strongly favored. The Bears won the game, 13-7, Baylor's greatest bowl victory of all time.

Boyd, in his first year at the Baylor football helm, had reached the highest point he would attain. Lacking Shofner's speed and most of that muscle up front, his 1957 team finished in the SWC cellar, and his 1958 team, although exciting because of the power running of fullback **Larry Hickman** and the throwing of Humphrey (No. 1 nationally in number of completions), finished last again.

John Bridgers, who had been an assistant coach on the staff of the NFL champion Baltimore Colts, was brought in to replace Boyd as head coach and Sauer as athletic director. He brought with him the Baltimore Colt offense, which generated plenty of excitement, pass completions and a strong presence in the headlines, but only near-misses in runs at the SWC championship.

The 1960 team, featuring **Ronnie Bull**, **Ronnie Goodwin**, **Tommy Minter** and **Ronnie Stanley** in the backfield, beat 1958 national champion LSU in Baton Rouge and eventual SWC champion Arkansas in Fayetteville, and got up to No. 7 in the polls before losing to TCU, 14-6, in Fort Worth, and 12-7, to Texas in Waco. The Bears finished with an 8-2 record, one game behind Arkansas, but then got nosed out again in the Gator Bowl, losing to Florida, 13-12.

Injuries ruined the 1961 team, which had been one of the pre-season SWC favorites, but the Bears still made it to the new Gotham Bowl played at the old Polo Grounds in New York City. In that game they soundly defeated a Merlin Olsen-led Utah State team, 24-9.

The bowl's promoters were novices at such things, and when informed the day before the game that it was customary for a bowl to present the players and coaches involved with some kind of momento — a blanket, a wristwatch or such — they scurried around and came up with a special gift for all concerned: a shoeshine kit.

Baylor's 1963 team would challenge the '61 team as Bridgers' masterpiece. It featured an All-America battery of quarterback **Don Trull** and wideout **Lawrence Elkins**, it had an offensive line that provided great pass protection for Trull, and it had an underrated but effective defense. It won five of its first six games and was unbeaten in league play when it went to Austin on Nov. 9 to take on No. 1-ranked, undefeated Texas.

The Longhorns won that game, 7-0, but coach Darrell Royal's team had to withstand a withering Baylor challenge that carried inside the Texas 20 in the final seconds before quarterback Duke Carlisle, left in the lineup for defensive purposes on Baylor's last big drive, dashed across the end zone and intercepted a pass that Elkins all but had in his eager mitts. Such a reception would have left Baylor in position to tie the game and claim priority on going to the Cotton Bowl as the league's co-champion.

Left frustrated in Austin, the Bears won the remainder of their games, accepted an invitation to play LSU in the Bluebonnet Bowl, and there they beat the Bengal Tigers more decisively than the 14-7 final score indicated.

Bridgers was never able to get the Bears better than 5-5 during the remainder of his 10-year tenure, but the 1966 season did provide two special highlights. The first came in the Bears' opening game which was nationally televised on ABC. Meeting a seventh-ranked Syracuse team that was armed with both Floyd Little and Larry Csonka in the backfield, the underdog Bears just romped and stomped. Final score: Baylor 35, Syracuse 12. Also, Baylor became the first school in the nine-member Southwest Conference to play an African-American player in a football game. With 31,000 people in attendance, **John Hill Westbrook**, a Baylor running back from Elgin, Texas, entered the Syracuse game in the fourth quarter and broke the color barrier in SWC football.

A month later, the Bears went to Fayetteville to take on an Arkansas team that had won back-to-back SWC titles and boasted a long regular season winning streak. But it lost that day. The Bears, led by All-America defensive guard **Greg Pipes**, shut out the favored Hogs, 7-0.

When Bridgers' contract ran out after the 1968 season, Baylor decided not to renew it. Instead, **Bill Beall** was brought in from LSU. Beall had been an assistant under Jess Neely at Rice and then Charlie McClendon at LSU but he was not the answer at Baylor. His teams only won three games in three seasons and Baylor's decision makers decided a change had to be made.

By then a revered name from Baylor's past, **Jack Patterson**, who had won three SWC track and field championships over a four-year span for the Bears before accepting a similar post at Texas, agreed to return to Baylor as the school's new athletic director. When Beall was fired, Patterson was put in total charge of the hunt to find an acceptable successor. His choice after several disappointments: **Grant Teaff**, the head coach at Angelo State.

Baylor's choice of Teaff was questioned on several fronts and ridiculed on others. But the scoffing stopped the first year. Teaff coached the tissue-thin Bears to a 5-6 record and won Southwest Conference Coach of the Year honors. And his fine defensive end, **Roger Goree**, won consensus All-America recognition. But when his 1973 team sought to produce a suitable encore, it fell flat. The Bears finished 2-9 and failed to win a single conference game.

So when 1974 rolled around, Baylor was the popular choice to finish last or next to last again. The team had a young offensive line, a quarterback who had a speech impediment and a tailback who was about 5 feet 7 inches tall. But when the 43-point underdogs went to Norman to open their season against No. 1-ranked Okla-

PROGRAM HISTORY

homa, and wound up giving the Sooners about all they could handle (OU led by only a 7-5 score going into the fourth quarter) before losing, 28-11, even Oklahoma coach Barry Switzer came to their dressing room after the game to tell them what a great game they had played.

They let victory slip through their fingers the next week against Missouri, but when they returned to Waco and beat No. 8-ranked Oklahoma State the following Saturday, everyone knew **Neal Jeffrey** was quite a quarterback, **Steve Beaird** was a real dynamo at tailback and never mind his short stature, and the Bear defense was for real.

The season became one Baylor fans will never forget. True, they stumbled against Texas A&M in a 20-0 game but they did not stumble again. After getting behind by 17 points at halftime against No. 12 Texas, against a coach (Darrell Royal) that Baylor had never beaten, and then forging a mighty second-half comeback that produced 27 unanswered points and a resounding 34-24 victory, the Bears put together a Miracle on the Brazos that would not be denied.

When great Baylor football victories are discussed, the Baylor-Texas game of 1974 usually tops the list. Royal came to the Baylor locker room after the game to congratulate the Bears and urge them to go on now and win that long-sought conference crown. And Oklahoma's Switzer sent Teaff a telegram, telling him the rest of the country now was finding out what OU found out in that season opener.

Baylor let the scoreboard lights burn all night after that remarkable victory, and several members of the Baylor administration, along with at least one regent, secured their bedrolls and spent the night at the stadium.

When the Bears beat Rice amid blizzard-like conditions at Baylor Stadium on Nov. 30, they nailed down something no other Baylor team had managed in 50 years: an undisputed SWC football championship.

That feat took them to the Cotton Bowl to play Penn State, and while they lost that game by a 41-20 score (after leading at halftime), Baylor fans hardly noticed. They had finally made it to Big D on New Year's Day, that was all that mattered.

Linebacker **Derrel Luce** and center **Aubrey Schulz** won All-America honors that season; Jeffrey, Beaird and defensive back **Ron Burns** won All-SWC recognition; and Teaff was named National Coach of the Year. The Bears had come from last to first in one short season. And Beaird had become the first Baylor back ever to rush for 1,000 yards (actually, 1,104) in a season.

They had a good season in 1976 (7-3-1) but a bowl invitation escaped them. Although four-touchdown underdogs, they scored the most points any Baylor team had ever scored against UT in 1978 while beating the Longhorns, 38-14.

The next season they pieced together an 8-4 season that was flavored by a 24-18 Peach Bowl victory over No. 18 Clemson, and then in 1980 they pushed all the right buttons again. They won their first seven games, climbed to No. 10 in the national polls, and after allowing themselves to get upset by San Jose State they won the remainder of their games to win the conference title by a record-tying three full games.

The key victory was a thrilling comeback win over SMU (32-28) but one that old Baylor fans still like to talk about was the 46-7 trouncing of Texas A&M at College Station in a game that was played in a monsoon.

They actually wound up their regular season by blanking No. 20 Texas, 16-0, and that Nov. 22, 1980, victory was the last shutout suffered by the Texas Longhorns until 2004.

While no Baylor team will ever replace the 1974 Bears in the hearts of Baylor fans, that 1980 team surely ranks No. 1 in terms of pure accomplishment. It not only won the crown by three full games, it led the league in both total offense and total defense and put no fewer than eight players (a record for a Baylor team) on the consensus all-conference team. And it put on the field the player who has become the most decorated player in Baylor's football history: linebacker **Mike Singletary**.

Singletary joined wideout **Lawrence Elkins** as the only two-year consensus All-America selections ever to wear the green and gold. They both have been inducted in the National College Football Hall of Fame. But Singletary also was a three-year All-SWC choice (Elkins made the honor team two seasons), and he went on to be chosen on the Football Writers' 25-year All-America team (one of only three players to win the honor from the SWC, the other two being offensive lineman Jerry Sisemore of Texas and Tony Franklin of A&M), and to become a multiple All-NFL choice in the NFL while playing with the Chicago Bears. Truly, **Mike Singletary** was one of a kind.

He was one of those nine Bears who won consensus All-SWC recognition in 1980. The others were offensive guard **Frank Ditta** (also named All-America), quarterback **Jay Jeffrey** (younger brother of Neal), running backs **Walter Abercrombie** and **Dennis Gentry**, defensive linemen **Charles Benson** and **Joe Campbell**, linebacker **Doak Field** and defensive back **Vann McElroy**.

Abercrombie, who led the league in rushing that season with 1,187 yards, would become Baylor's all-time leading rusher before winding up his college career the following season and then becoming a first-round draft choice of the Pittsburgh Steelers.

Baylor's domination of the league in 1980 paid off in a trip to the Cotton Bowl to play Bear Bryant's Alabama Crimson Tide. That game became a defensive struggle for the longest time before the Bears finally cracked and Alabama went home with a 30-2 victory.

The Bears had a good season in 1983 (7-4-1), winning their way to the Bluebonnet Bowl to play Oklahoma State (they lost, 24-14), but that was but a prelude for the excellent teams they fielded in 1985 and 1986. They tied for second both seasons after breaking in front early, and they climaxed both seasons with bowl victories — 21-7 over LSU in the Liberty Bowl in '85 and 21-9 over Colorado in the Bluebonnet the following season.

Those teams also featured some favorite Baylor names starting with quarterbacks **Cody Carlson** and **Tom Muecke**. In 1986, on Oct. 18, the Bears met a Jackie Sherrill-coached A&M team in a game that was later voted the SWC's best game of the decade. Baylor roared out to a 17-0 lead in that game but the No. 11 Aggies came back to have the last word in a 31-30 stem-winder. That verdict knocked the Bears out of the championship and kept them out of the Cotton Bowl.

The Bears struggled to stay on the topside of .500 for the remainder of the decade but they punctuated a 5-6 season in their final game of the 1980s by going to Austin and beating Texas by the historic margin of 50-7. In doing so they gave Teaff the victory on UT turf that he had always declared he would win before he ended his Baylor coaching career.

The Bears stirred hopes that they would become something special in 1991, winning their first five games (including a 16-14 victory over defending national champion Colorado on the Buffaloes' own turf in Boulder, ending what had been an impressive CU winning streak there) and rising to No. 8 in the national polls. But then they lost to Rice and A&M in succession, and later to Texas Tech. The final result was an 8-3 season that yielded a trip to the Copper Bowl, but there they went flat, losing to Indiana, 24-0.

Before the 1992 season started, Teaff let it be known that the coming season would be his last one. And the Bears, sparked by quarterback **J.J. Joe**, made it a memorable one for him, beating visiting Georgia Tech in an intersectional game, nosing out Texas in their final regular season game, and then upsetting No. 22 Arizona, 20-15, in the Sun Bowl.

The Hall of Fame-bound Teaff thus was left with a 128-105-6 mark for his 21 seasons at BU.

His offensive coordinator, **Chuck Reedy**, succeeded him, and in 1994 coached the Bears to a 7-4 record overall and a 4-3 mark in conference play. The 4-3 mark, oddly enough, proved to be good enough to give the Bears a piece of the five-way split of the championship after A&M, unbeaten but ineligible for title consideration because of rules violations, was left in limbo. The Bears, led by such All-SWC players as tackle **Fred Miller** on offense and **LaCurtis Jones** and **Adrian Robinson** on defense, wound up their season by losing to Washington State, 10-3, in the Alamo Bowl.

Reedy's 1995 team was 7-4 overall and 5-2 in conference play, good enough for a three-way share of second place, but the entire season was overshadowed by a more momentous development. The Southwest Conference was breaking up. Baylor was joining A&M, Texas and Texas Tech in a new league that would be known as the Big 12. Athletic relations going back to the early years of the 20th century were about to be severed.

Reedy's final season at Baylor was the school's first in the Big 12. The Bears were 4-7 that season and posted a 1-7 mark in Big 12 play after opening the year with wins over Louisiana Tech, at Louisville and at home against Oregon State.

Dave Roberts guided the program for the 1997 and 1998 seasons before giving way to **Kevin Steele**'s four-year campaign.

Steele was replaced by **Guy Morriss**, who guided the program to more success than it had previously enjoyed during the Big 12 era; however, the bowl drought and losing-season streak both continued. Morriss' tenure did not come without highlights, though. In his first Big 12 game, the Bears upset defending north division champion Colorado on national television.

The following season (2004) saw the Bears end a 20-year winless famine against Texas

PROGRAM HISTORY

A&M. After a wild fourth quarter, the game went to overtime. Texas A&M quickly scored, but the Bears answered immediately on a **Shawn Bell**-to-**Dominique Zeigler** touchdown pass. Morriss decided to put the game away right then and there, going for an all-or-nothing two-point conversion. Bell and Zeigler connected again, giving the Bears the victory and sparking a celebration Floyd Casey Stadium had not seen in years.

The Bears enjoyed their best season in a decade in 2005, going 5-6 and posting multiple conference wins for the first time in the Big 12 era. In 2006, Baylor went 3-5 in conference play, but three costly losses in early season non-league games sent Baylor to a 4-8 record. The Bears dropped to 3-9 in 2007 and suffered their first winless conference season since 2003.

Baylor ushered in a new era in 2008 under first-year head coach **Art Briles**. The Bears finished 4-8 overall and 2-6 in Big 12 play, but promise of a brighter future was evident. Briles' innovative offense and the emergence of Freshman All-America quarterback R**obert Griffin III** brought new optimism to the program. The Bears lost four games by 10 points or less, including a three-point loss to nationally ranked Missouri and a one-touchdown loss at seventh-ranked Texas Tech.

At season's end, several Bears earned postseason honors, including first-team All-Big 12 selections **Jason Smith** (offensive tackle), **Joe Pawelek** (linebacker) and **Jordan Lake** (safety). Griffin was named Big 12 Freshman of the Year, and Smith earned All-America honors from several outlets. Smith also was selected by the St. Louis Rams with the second overall pick in the 2009 NFL Draft, tying for the highest-drafted player in Baylor history regardless of sport.

After a promising start, the 2009 season suffered injury setbacks in the season's first month, including the season-ending loss of superstar quarterback and face-of-the-program Griffin III in the third game (all told, eight different starters missed games in 2009 due to injury). The Bears remained competitive, but a season that began with a road win over ACC power Wake Forest and the team receiving votes in the AP Top 25 poll ended with a 4-8 record. The Bears notched a second impressive road victory in 2009, upsetting Missouri 40-32 in Columbia.

Year three of the Briles era marked Baylor's return to the postseason landscape in 2010. Baylor entered the 2010 season as owners of the seventh-longest active bowl drought among NCAA Division I FBS schools. It also entered the season with the return of Griffin III, who missed the 2009 season's final nine games with a torn ACL. Baylor opened the season with back-to-back home victories over Sam Houston State and Buffalo. Following a 45-10 setback at eventual Rose Bowl champion TCU in the third week, the Bears returned to the win column with a decisive 30-13 road win at Rice.

With a 3-1 record, Baylor opened Big 12 play at Floyd Casey Stadium against Kansas. Griffin III and the Bears re-wrote the Baylor record book with a record-setting 55-7 win over the Jayhawks. RG3 threw for a then-career-best 380 yards and connected with **Josh Gordon**, who turned a short pass into a school-record 94-yard TD reception. It was also Baylor's most lopsided conference victory ever.

The following week, Baylor and Texas Tech met in the Dallas/Fort Worth Metroplex — this time at Cotton Bowl Stadium. Griffin III set a new career high with 384 passing yards and four touchdowns, but the Red Raiders held on for a 45-38 victory. Baylor RB **Terrance Ganaway** became a YouTube sensation after returning a Texas Tech onside kick 38 yards for a score.

In the final meeting as Big 12 rivals, Baylor fended off a late Colorado charge, defeating the Buffaloes 31-25 in Boulder, pushing the Bears' record to 5-2 overall. Baylor's 47-42 Homecoming victory Oct. 23 against Kansas State marked its sixth win of the season, making the Bears bowl-eligible for the first time since 1995. Once the clock his 0:00, fans stormed the field in celebration of Baylor snapping its 16-year bowl drought. Following its bowl-eligibility-clinching win, Baylor returned to the Top 25 polls for the first time in more than a decade. Baylor debuted at No. 25 in the AP Top 25 — it's first AP ranking since 1993, while jumping into the ESPN/USA TODAY Top 25 Coaches' poll (No. 24) for the first time since 1995.

The Bears defended their new rankings with a 30-22 win at longtime rival Texas, earning its first win in Austin since 1991.

At 7-2, the Bears closed the regular season with three nationally ranked Big 12 South foes — Oklahoma State, Texas A&M and Oklahoma — and were on the losing side of all three.

On Sunday, Dec. 5, Baylor accepted an invitation to play Illinois in the 2010 Texas Bowl Bowl at Reliant Stadium in Houston, snapping a 16-year bowl drought.

And while it had been a long wait for Baylor to make it back to a bowl game, the Bears were unable to stop Illinois' backfield duo of Mikel Leshoure and Nathan Scheelhasse. Illinois handled the Bears, 38-14, in front of a pro-Baylor crowd at Reliant Stadium. In the loss, though, **Jay Finley** broke **Walter Abercrombie**'s single-season school rushing record, finishing the 2010 season with 1,218 rushing yards. Griffin III also became Baylor's all-time leading passer, breaking the previous mark held by **J.J. Joe**.

Two Baylor players — **Phil Taylor** and **Danny Watkins** — were drafted in the first round of the 2011 NFL Draft, giving the Bears two first-round draft picks for the first time since 1957.

During a historic record-breaking 2011 season, Briles led Baylor to a school-record 10 wins and its highest final ranking (12th) since 1986, earned the school's first bowl victory in 19 years and coached the first Heisman Trophy winner in program history - quarterback **Robert Griffin III.**

Briles' accomplishments were recognized when he was named a 2011 Paul "Bear" Bryant Coach of the Year Award finalist. The Bears finished the 2011 season with a 10-3 record, including a memorable 67-56 Alamo Bowl win over Washington, and ranked 12th (coaches) and 13th (AP) nationally. Baylor's offense set or tied 108 school records and three Bears -- national player of the year RG3, all-time receiving leader **Kendall Wright** and single-season rushing leader **Terrance Ganaway** -- earned All-America honors.

The Bears finished 2011 on a six-game winning streak. In that streak, Baylor beat No. 5 Oklahoma for the first time in program history, defeated Texas for the second consecutive season for the first time since 1991-92, knocked off Texas Tech for the first time in Big 12 play and pulled off the program's largest comeback ever with a 21-point fourth quarter rally to win in overtime at Kansas.

Briles' powerful offense ranked No. 2 nationally in 2011, averaging 587.1 yards per game, and was the only offensive unit nationally to rank in the top 10 in both passing (fourth, 351.5 ypg) and rushing (10th, 235.6 ypg).

The Bears shattered records at the turnstiles in 2011 as well, as school records for attendance (289,574 in seven games) and average attendance (41,368) were set in 2011. Baylor finished a perfect 7-0 at Floyd Casey Stadium, just the third perfect record in the stadium's history and a school record for home wins in a single season.

For the second consecutive season, two Baylor players —Griffin III and Wright —were selected in the first round of the 2012 NFL Draft. Griffin III, drafted No. 2 overall, and Wright, drafted 21st overall, were among five BU players taken in the draft.

Despite the departure of Griffin III and the four other NFL Draft picks from its record-breaking 2011 squad, the Bears opened 2012 just how they had finished 2011—winning.

Baylor notched victories in each of its first three contests to rack up the second-longest winning streak in school history at nine. However, the defeats piled up quickly after that as BU fell to 3-4 with four straight losses to open Big 12 play.

From that point, the Bears would win five of their next six games, including a thrashing of No. 1-ranked Kansas State, 52-45, (the school's first-ever win over the nation's top-ranked team) to finish the season 8-5.

Following the win over K-State, Baylor knocked off Texas Tech at Cowboys Stadium, 52-45, in an overtime thriller to become bowl-eligible for a third straight year.

The Bears took care of Oklahoma State in the final regular season game to record three straight years of at least seven wins for the first time since 1949-51. In total, Baylor had won 25 games over the previous three years, the most in any three-year in school history.

Playing in a third consecutive bowl game for the first time in school history, Baylor produced a dominating 49-26 Holiday Bowl win over No. 17 UCLA.

The 2012 Bears finished second nationally in total offense (572.3 ypg), and boasted offensive standouts QB **Nick Florence** (second in nation in total offense - 375.2 ypg), unanimous All-American and Biletnikoff Award finalist **Terrance Williams** (led the nation with 1,832 receiving yards) and All-American offensive lineman **Cyril Richardson**.

Williams was picked in the third round of the NFL Draft by the Dallas Cowboys, giving BU four receivers drafted in the four years.

The 2013 season provided a perfect final chapter for Floyd Casey Stadium as the Bears won their first Big 12 championship in their last season at the facility.

Before conference action, Baylor grabbed national headlines with an electrifying offense that powered the Bears to home wins over Wofford (69-3), Buffalo (70-13) and ULM (70-7).

PROGRAM HISTORY

The scoring did not stop once Big 12 play started as the Bears set league and school records for points in a 73-42 win over West Virginia. Next, Baylor took its show on the road and picked up its first-ever win in Manhattan, Kan., with a 35-25 victory vs. Kansas State. Baylor returned to Waco and won a school record seventh-straight Big 12 game, in a 71-7 Homecoming romp over Iowa State, before setting a school record with its 11th-consecutive victory overall in a 59-14 triumph at Kansas.

Facing its first ranked foe of the season, Baylor wowed a crowd of 50,437 at Floyd Casey Stadium by dominating 12th-ranked Oklahoma, 41-12, to start the season 8-0 for the first time in school history.

BU beat Texas Tech for a third straight year at AT&T Stadium in Arlington, Texas, 63-34. Following that game, the Bears achieved their highest AP rank since 1953 of No. 3.

Baylor's school-record marks of 13-straight wins and 10-consecutive Big 12 victories came to an end with with a 49-17 setback at No. 10 Oklahoma State in below freezing temperatures. The Bears rebounded with a 41-38 win at TCU for a school-record tying 10th victory on the season.

In the final game of the regular season and the final game at Floyd Casey Stadium, Baylor took out Texas for the third time in four years, 30-10, to win the Big 12 title outright. With the largest crowd (51,728) in Floyd Case Stadium history in attendance BU set school records for total season attendance (321,639) and season average attendance (45,948).

Baylor finished a perfect 7-0 at Floyd Casey Stadium, just the fourth perfect record in the stadium's history, tying a school record for home wins in a single season. Baylor's all-time record at "The Case" finished at 191-146-5.

The Big 12 title qualified the Bears for a BCS game, the Tostitos Fiesta Bowl, for the first time in school history. In its fourth consectuive bowl appearance, Baylor dropped a 52-42 decision to No. 15 UCF.

The 2013 Bears finished No. 1 nationally in total offense (618.8 ypg), and set an NCAA record with 681 total points in a 13-game season. Individually, a program-best five players earned All-America honors, including S **Ahmad Dixon**, WR **Antwan Goodley**, QB **Bryce Petty**, **Richardson** and P **Spencer Roth**.

Dixon and Richardson, along with CB **Demetri Goodson**, WR **Tevin Reese** and RB **Lache Seastrunk** were drafted in May's NFL draft.

After closing down Floyd Casey Stadium in style in 2013, Baylor opened up state-of-the-art McLane Stadium with another Big 12 Conference title in 2014.

In the inaugural game at the $260-million Jewel of the Brazos, Baylor shutout SMU 45-0 with former president George W. Bush on hand for the ceremonial coin toss.

In two other non-league games, Baylor rolled to wins over Northwestern State (70-6) and at Buffalo (63-21).

From there, BU opened up Big 12 play with road victories at Iowa State (49-28) and Texas (28-7).

The Bears had been ranked No. 10 in the preseason, their first such designation since 1986, and then rose to No. 5 heading into a showdown with No. 9 TCU in Waco - only the second top-10 game in the city's history.

In one of the greatest games in all of college football for 2014, the Bears scored 24-straight points in the final 11 minutes of the game, capped by **Chris Callahan**'s 28-yard field goal as time expired to beat the Horned Frogs, 61-58.

The win pushed Baylor to a 6-0 start for a second-straight season, the first time for that accomplishment in school history.

Despite peaking at No. 4 in the AP poll, the Bears fell in their next game at West Virginia, 41-28.

Baylor returned home to cruise to a Homecoming victory, 60-14, over Kansas as fans striped McLane Stadium in green and gold.

Back out on the road, the Bears won their first-ever game in Norman, Okla., by blowing past 16th-ranked Oklahoma, 48-14, with BU scoring the final 45 points of the game to snap a 37-game losing streak in road games against ranked opponents.

BU ended conference play on a five-game win streak, after taking care of Oklahoma State, 49-28, Texas Tech, 48-46, and Kansas State, 38-27.

In that final game of the regular season against the Wildcats with a Big 12 title on the line, Baylor pleased the largest crowd of the season at McLane Stadium, 47,934, by hoisting its second-straight league trophy.

In the first year of the College Football Playoff, the Bears were the final team left out of the four-team tournament, settling instead to play at the Goodyear Cotton Bowl. In its fifth consectuive bowl appearance, Baylor dropped a 42-41 decision to No. 7 Michigan State, despite jumping out to a 41-21 lead.

The 2014 Baylor squad finished No. 1 nationally in total offense (581.5 ypg) and scoring (48.2), while tying a school-record with 11 wins and ending the year with a program-high ranking of No. 7 (AP) and No. 8 (coaches).

Individually, a program-best tying five players earned All-America honors, including WR **Corey Coleman**, OL **Spencer Drango**, LB **Bryce Hager**, DE **Shawn Oakman** and QB Petty.

Hager and Petty were drafted in May's NFL draft, allowing Baylor to have the most pro selections in the state of Texas over the last four years (16).

After winning two-straight Big 12 titles, Baylor rolled into the 2015 season with highest preseason rankings in school history at No. 4 in both the AP Top 25 and Amway Coaches Poll.

The Bears dominated their opening non-conference games, winning at SMU (56-21) and then besting Lamar (66-31) and Rice (70-17).

BU opened up Big 12 play by taking care of Texas Tech for a fifth-striaght year, 63-35, at AT&T Stadium in Arlington. Big wins at Kansas (66-7) and against West Virginia (62-38) pushed the Bears up to a program-best No. 2 in both polls heading into a Homecoming contest Iowa State.

On a rain-soaked afternoon, Baylor built a 35-0 lead on the Cyclones in the second quarter and cruised to a 45-27 victory, but lost record-setting QB **Seth Russell** to a season-ending neck injury during the game.

With true freshman QB **Jarrett Stidham** at the helm, the Bears raced out to a 31-10 lead at Kansas State and then held on for a 31-24 triumph in Manahattan.

The following week, BU suffered its first-ever loss at McLane Stadium to No. 12/11/12 Oklahoma, 44-34. The defeat snapped a nation's best 20-game home win streak. The Bears bounced back a week later to upset No. 4/4/6 Oklahoma State, 45-35, in Stillwater to halt an 11-game losing streak to the Cowboys on the road. With Stidham sidelined with a season-ending injury in the first half, third-string QB **Chris Johnson** accounted for three TDs to lead BU to victory.

With the injuries mounting, Baylor went on to lose its final two games of the regular season. First at TCU in double overtime, 28-21, in the midst of a frigid rain storm that limited the Bears to only one completed pass after halftime. Next at home to Texas, 23-17. With Johnson out of the game due to a concussion, the Bears switched to a "Wild Bear" offense in the second half and rallied from a 20-0 defiict to cut the margin to 20-17, but RB **Johnny Jefferson**'s heave at the end of regulation fell short.

Earning a school-record sixth-straight trip to a bowl game, the Bears faced No. 10/11/10 North Carolina in the Russell Athletic Bowl in Orlando, Fla. Without Russell or Stidham or leading RB **Shock Linwood** and leading WR Coleman, Baylor rolled to a NCAA bowl-record 645 yards of rushing to upset the Tar Heals, 45-35. Jefferson was named the game's MVP after compiling a school record 299 yards rushing.

The 2015 Baylor squad finished No. 1 nationally in total offense (616.2 ypg) and scoring (48.1), and ended the year with rankings of No. 13 (AP) and No. 13 (coaches).

On the merits of a record-setting year, Coleman won the Biletnikoff Award as the nation's top receiver after catching 74 passes for 1,363 yards and 20 TDs in 12 games. The 20 TDs were most in a single-season in BU history, third-most in Big 12 history and ninth-most in NCAA history.

Individually, three Bears earned All-America honors, including Coleman and Outland Trophy finalist **Spencer Drango**, who was just the sixth two-time All-American in program history and DT **Andrew Billings**.

Billings, Coleman and Drango along with CB **Xavien Howard** and LS **Jimmy Landes** were all drafted in May's NFL draft.

Under interim head coach **Jim Grobe**, the 2016 season featured the Bears earning their program-record seventh-straight bowl berth as Baylor defeated Boise State 31-12 in the Motel 6 Cactus Bowl at Chase Field in Phoenix, Ariz. The Bears finished the season 7-6.

On December 6, 2016, **Matt Rhule** was hired as the 27th football coach in Baylor history following a stellar four-year run as the coach at Temple.

– by Dave Campbell

CONFERENCE CHAMPIONSHIPS

1915 SOUTHWEST CONFERENCE

	CONFERENCE						OVERALL					
SCHOOL	W	L	T	PCT.	PF	PA	W	L	T	PCT.	PF	PA
BAYLOR	**3**	**0**	**0**	**1.000**	**48**	**6**	**7**	**1**	**0**	**.875**	**188**	**22**
Oklahoma	3	0	0	1.000	63	20	10	0	0	1.000	370	54
Arkansas	1	1	0	.500	14	32	4	2	1	.643	121	55
Texas	2	2	0	.500	117	27	6	3	0	.667	335	69
Texas A&M	1	1	0	.500	13	7	6	2	0	.750	182	34
Rice	1	2	0	.333	7	85	5	3	0	.625	122	143
Oklahoma A&M	0	3	0	.000	22	52	4	5	1	.450	161	93
Southwestern	0	2	0	.000	0	55	4	3	0	.571	46	82

1922 SOUTHWEST CONFERENCE

	CONFERENCE						OVERALL					
SCHOOL	W	L	T	PCT.	PF	PA	W	L	T	PCT.	PF	PA
BAYLOR	**5**	**0**	**0**	**1.000**	**138**	**20**	**8**	**3**	**0**	**.727**	**295**	**128**
Texas	2	1	0	.667	55	21	7	2	0	.778	202	68
Texas A&M	2	2	0	.500	51	37	5	4	0	.556	166	69
SMU	2	2	0	.500	49	45	6	3	1	.650	235	69
Oklahoma A&M	2	3	0	.400	47	61	5	4	1	.550	137	86
Arkansas	1	3	0	.250	29	104	5	4	0	.556	138	123
Rice	1	4	0	.200	31	112	4	4	0	.500	74	122

1924 SOUTHWEST CONFERENCE

	CONFERENCE						OVERALL					
SCHOOL	W	L	T	PCT.	PF	PA	W	L	T	PCT.	PF	PA
BAYLOR	**4**	**0**	**1**	**.900**	**80**	**33**	**7**	**2**	**1**	**.750**	**149**	**66**
SMU	2	0	4	.667	57	47	5	1	4	.700	92	59
Rice	2	2	0	.500	41	39	4	4	0	.500	85	69
Texas A&M	2	2	1	.500	55	.5	7	2	1	.750	229	35
Oklahoma A&M	1	1	1	.500	43	30	6	1	2	.778	117	50
Texas	2	3	0	.400	42	57	5	3	1	.611	109	64
Arkansas	1	2	1	.333	34	47	7	2	1	.750	227	69
TCU	1	5	0	.167	20	84	4	5	0	.445	86	96

1974 SOUTHWEST CONFERENCE

	CONFERENCE						OVERALL					
SCHOOL	W	L	T	PCT.	PF	PA	W	L	T	PCT.	PF	PA
BAYLOR	**6**	**1**	**0**	**.857**	**148**	**95**	**8**	**4**	**0**	**.667**	**252**	**223**
Texas	5	2	0	.714	240	107	8	4	0	.667	367	202
Texas A&M	5	2	0	.714	139	74	8	3	0	.727	222	131
Arkansas	3	3	1	.500	153	122	6	4	1	.591	285	164
SMU	3	3	1	.500	140	151	6	4	1	.591	221	240
Texas Tech	3	4	0	.429	111	107	6	4	2	.583	193	158
Rice	2	5	0	.286	83	153	2	8	1	.227	117	222
TCU	0	7	0	.000	50	255	1	10	0	.091	79	345

1980 SOUTHWEST CONFERENCE

	CONFERENCE						OVERALL					
SCHOOL	W	L	T	PCT.	PF	PA	W	L	T	PCT.	PF	PA
BAYLOR	**8**	**0**	**0**	**1.000**	**208**	**77**	**10**	**2**	**0**	**.833**	**317**	**159**
SMU	5	3	0	.625	168	100	8	4	0	.667	324	192
Houston	5	3	0	.625	157	127	7	5	0	.583	236	190
Texas	4	4	0	.500	170	168	7	5	0	.583	267	214
Rice	4	4	0	.500	141	154	5	6	0	.455	175	215
Arkansas	3	5	0	.375	165	184	7	5	0	.583	262	236
Texas Tech	3	5	0	.375	112	155	5	6	0	.455	178	188
Texas A&M	3	5	0	.375	128	172	4	7	0	.364	160	259
TCU	1	7	0	.125	116	228	1	10	0	.091	143	295

1994 SOUTHWEST CONFERENCE

	CONFERENCE						OVERALL					
SCHOOL	W	L	T	PCT.	PF	PA	W	L	T	PCT.	PF	PA
BAYLOR	**4**	**3**	**0**	**.571**	**220**	**197**	**7**	**5**	**0**	**.583**	**362**	**277**
Rice	4	3	0	.571	130	114	5	6	0	.455	206	203
Texas	4	3	0	.571	223	172	8	4	0	.667	366	291
TCU	4	3	0	.571	170	176	7	5	0	.583	302	301
Texas Tech	4	3	0	.571	195	94	6	6	0	.500	312	246
Houston	1	6	0	.143	95	267	1	10	0	.091	115	402
SMU	0	6	1	.071	115	233	1	9	1	.136	197	343
x-Texas A&M	6	0	1	.929	198	93	10	0	1	.955	319	147

2013 BIG 12 CONFERENCE

	CONFERENCE						OVERALL					
SCHOOL	W	L	T	PCT.	PF	PA	W	L	T	PCT.	PF	PA
BAYLOR	**8**	**1**	**0**	**.889**	**430**	**231**	**11**	**2**	**0**	**.846**	**681**	**306**
Oklahoma	7	2	0	.778	262	215	11	2	0	.846	427	287
Oklahoma State	7	2	0	.778	341	199	10	3	0	.769	508	281
Texas	7	2	0	.778	274	215	8	5	0	.615	381	336
Kansas State	5	4	0	.556	295	226	8	5	0	.615	432	298
Texas Tech	4	5	0	.444	293	331	8	5	0	.615	465	397
TCU	2	7	0	.222	188	232	4	8	0	.333	301	303
West Virginia	2	7	0	.222	251	339	4	8	0	.333	316	400
Iowa State	2	7	0	.222	219	356	3	9	0	.250	298	432
Kansas	1	8	0	.111	126	335	3	9	0	.250	184	382

2014 BIG 12 CONFERENCE

	CONFERENCE						OVERALL					
SCHOOL	W	L	T	PCT.	PF	PA	W	L	T	PCT.	PF	PA
BAYLOR	**8**	**1**	**0**	**.889**	**408**	**263**	**11**	**0**	**2**	**.846**	**627**	**332**
TCU	8	1	0	.889	428	223	12	0	1	.923	604	247
Kansas	7	2	0	.778	303	197	9	0	4	.692	465	301
Oklahoma	5	4	0	.556	333	264	8	0	5	.615	473	337
Texas	5	4	0	.556	209	211	6	0	7	.462	278	310
West Virginia	4	4	0	.556	281	244	7	0	6	.538	435	359
Oklahoma State	4	5	0	.444	215	311	7	0	6	.538	359	406
Texas Tech	2	7	0	.222	266	385	4	0	8	.333	366	495
Kansas	1	8	0	.111	153	320	3	0	9	.250	214	399
Iowa State	0	9	0	.000	207	385	2	0	10	.167	278	466

x-ineligible for SWC championship

ALL-TIME RESULTS

NOTE: The rankings indicated from 1936 through 2015 in all instances are at game time, based on The Associated Press poll. Baylor's ranking is listed first, the opponent's ranking second. Early season games from 1936 through 1949 have no dash because the first polls in those seasons were not taken until after the season began. From 1936 to 1960 and again from 1968 until 1988, the AP ranked the top 20 teams, from 1961 to 1967 the top 10 and since 1989, the top 25. The source for the weekly rankings from Oct. 19, 1936, through Jan. 3, 1984, was *Football Rankings, College Teams in The Associated Press Poll, 1936-1984*, compiled by Lowell R. Greunke (Jefferson, N.C., McFarland & Co., Inc., 1984).

T — Thanksgiving Day
HC — Homecoming
* — conference game

R.H. HAMILTON 1899-1900 5-1-1

1899 R.H. HAMILTON 2-1-1

Team Captain: Tom E. Cranfill

DATE	OPPONENT	RESULT	
	TOBY'S BUSINESS	W	20-0
	TEXAS A&M	L	0-33
	TOBY'S BUSINESS	W	6-0
	TCU	T	0-0

1900 R.H. HAMILTON 3-0

Team Captain: Homer B. "Buck" Fisher

DATE	OPPONENT	RESULT	
11/4	at Austin College	W	11-0
	TRINITY	W	17-0
11/30	WEATHERFORD	W	16-0

W.J. RITCHIE 1901 5-3

1901 W.J. RITCHIE 5-3

Team Captain: Homer B. "Buck" Fisher

DATE	OPPONENT	RESULT	
10/6	ST. EDWARDS	W	23-0
	Texas A&M (Dallas)	W	17-6
10/26	OKLAHOMA	L	6-17
10/29	TEXAS	L	0-23
11/5	at Texas A&M	L	0-6
11/23	TCU	W	39-0
11/28	TEXAS A&M (T)	W	47-0
	TCU	W	42-9

J.C. EWING 1902 3-4-2

1902 J.C. EWING 3-4-2

Team Captain: C.D. Lester

DATE	OPPONENT	RESULT	
9/27	Trinity (Dallas)	L	5-17
10/10	Texas A&M (Dallas)	L	6-11
10/14	at Texas A&M	L	0-22
10/18	DEAF SCHOOL	T	6-6
10/27	Trinity (Waxahachie)	L	0-33
11/1	TCU	T	0-0
11/22	TCU	W	6-0
11/27	ST. EDWARDS (T)	W	28-0
12/1	TCU	W	20-0

R.N. WATTS 1903 4-3-1

1903 R.N. WATTS 4-3-1

Team Captain: E.T. Wicker

DATE	OPPONENT	RESULT	
10/3	TCU	W	12-0
10/17	FORT WORTH UNIV.	W	23-0
10/24	at Texas	L	0-48
11/7	TEXAS A&M	T	0-0
11/14	TEXAS A&M	L	0-16
	at Texas A&M	L	0-5
11/27	TCU	W	5-0
11/30	DEAF SCHOOL	W	6-0

SOL METZGER 1904 2-5-1

1904 SOL METZGER 2-5-1

Team Captain: W.S. Morrow

DATE	OPPONENT	RESULT	
10/1	TCU	T	0-0
10/15	TEXAS A&M	L	0-5
10/22	TRINITY	L	0-22
10/31	ARKANSAS	W	17-6
11/5	TEXAS A&M	L	0-10
11/12	TCU	W	17-0
11/19	at Texas	L	0-58
11/24	TCU (T)	L	0-5

ARCHIE WEBB 1905 1-6

1905 ARCHIE WEBB 1-6

Team Captain: C.D. Lester

DATE	OPPONENT	RESULT	
9/30	TCU	L	0-16
10/14	Trinity (Waxahachie)	L	0-22
10/21	at Texas	L	0-39
10/28	TEXAS A&M	L	0-42
11/10	TCU	W	10-0
11/19	at Texas A&M	L	5-17
11/29	TCU	L	0-17

1906 NO TEAM

LUTHER BURLESON 1907 4-3-1

1907 LUTHER BURLESON 4-3-1

Team Captain: J.J. McCasland

DATE	OPPONENT	RESULT	
10/5	TCU	T	6-6
10/12	DEAF SCHOOL	W	33-0
10/19	Fort Worth Univ. (Dallas)	W	11-5
10/26	TRINITY	W	4-0
11/9	at Texas	L	11-27
11/11	TCU	L	10-11
11/28	TCU (T)	W	16-8
12/6	at LSU	L	0-48

ALL-TIME RESULTS

E.J. MILLS 1908-1909 8-8

1908 E.J. MILLS 3-5

Team Captain: Charles A. Gantt

DATE	OPPONENT	RESULT	
10/3	TCU	L	0-15
10/10	at Texas A&M	W	6-5
10/17	at Texas	L	5-27
10/24	TCU	L	6-10
11/7	at Tulane	L	2-10
11/10	at LSU	L	0-89
11/21	TULANE	W	6-0
11/26	TCU (T)	W	23-8

1909 E.J. MILLS 5-3

Team Captain: T.P. Robinson

DATE	OPPONENT	RESULT	
10/4	TEXAS STATE	W	55-0
10/9	TRINITY	W	17-6
10/16	TCU	L	0-9
10/20	HASKELL INSTITUTE	W	12-0
10/30	TEXAS A&M	L	6-9
11/5	TCU	L	0-11
11/16	at Hardin-Simmons	W	16-3
11/25	TCU (T) (HC)	W	6-3

RALPH GLAZE 1910-1912 12-10-3

1910 RALPH GLAZE 6-1-1

Team Captain: T.P. Robinson

DATE	OPPONENT	RESULT	
10/1	Daniel Baker (Brownwood)	T	0-0
10/8	AUSTIN COLLEGE	W	31-0
10/18	HASKELL INSTITUTE	W	52-3
10/24	TCU	W	52-0
10/29	POLYTECHNIC	W	39-0
11/8	TEXAS †	L	0-1
11/18	at TCU	W	10-3
11/24	SOUTHWESTERN (T)	W	27-5

† - *Baylor left field at halftime with scored tied 6-6 due to dispute with the referee.*

1911 RALPH GLAZE 3-4-2

Team Captain: W.A. "Jack" Little

DATE	OPPONENT	RESULT	
	POLYTECHNIC	T	0-0
	AUSTIN COLLEGE	L	0-9
10/24	at Texas	L	0-11
11/4	LSU	L	0-6
	TCU	W	12-0
	WINCHESTER	W	63-0
	at Southwestern	T	5-5
	at Texas A&M	L	11-22
	TRINITY	W	12-0

1912 RALPH GLAZE 3-5

Team Captain: L.L. Cooper

DATE	OPPONENT	RESULT	
10/5	AUSTIN COLLEGE	L	6-8
10/12	POLYTECHNIC	W	12-8
10/19	at TCU	L	0-22
10/28	ARKANSAS	W	6-0
11/4	TEXAS	L	7-19
11/11	SOUTHWESTERN	L	6-13
11/16	TRINITY	W	41-0
11/28	Texas A&M (T) (Dallas)	L	0-53

NORMAN PAINE 1913 3-4-3

1913 NORMAN PAINE 3-4-3

Team Captain: Floyd F. Fouts

DATE	OPPONENT	RESULT	
9/28	HOWARD PAYNE	W	15-6
10/4	TEXAS STATE	W	9-7
10/11	POLYTECHNIC	T	0-0
10/16	at Texas	L	0-77
10/23	at LSU	L	0-50
10/25	at Arkansas	L	0-34
10/30	Trinity (Waxahachie)	T	6-6
	DANIEL BAKER	W	6-0
11/21	at Texas A&M	T	14-14
	SOUTHWESTERN	L	7-14

CHARLES P. MOSLEY 1914-1919 30-18-4

1914 CHARLES P. MOSLEY 3-5-2

Team Captain: J.D. "Eli" Isaacks

DATE	OPPONENT	RESULT	
10/3	HOWARD PAYNE	W	9-0
10/10	at Texas	L	0-57
	Trinity (Dallas)	L	0-7
10/17	AUSTIN COLLEGE	T	0-0
10/20	at Oklahoma State	L	0-60
10/27	TCU	W	28-14
11/7	DANIEL BAKER	W	14-0
11/14	TRINITY	T	0-0
11/20	at RICE	L	13-14
11/26	SOUTHWESTERN (T)	L	6-7

1915 CHARLES P. MOSLEY 7-1 • 3-0 SWC

SOUTHWEST CONFERENCE CHAMPIONS

Team Captain: Jack R. Norris

DATE	OPPONENT	RESULT	
10/3	HOWARD PAYNE	W	3-0
10/8	*at Rice	W	26-0
10/16	Trinity (Dallas)	W	49-0
10/23	*at Southwestern	W	10-0
11/8	SEWANEE	L	3-16
11/13	*OKLAHOMA STATE	W	12-6
11/20	DANIEL BAKER	W	34-0
11/25	TCU (T) (HC)	W	51-0

1916 CHARLES P. MOSLEY 9-1 • 3-1 SWC

Team Captain: Theron J. Fouts

DATE	OPPONENT	RESULT	
9/30	TEXAS STATE	W	75-0
10/7	SMU	W	62-0
10/14	Trinity (Dallas)	W	37-0
10/18	at Howard Payne	W	46-0
10/28	*at Texas	W	7-3
11/4	*SOUTHWESTERN	W	20-0
11/11	*TEXAS A&M	L	0-3
11/18	*at Oklahoma State	W	10-7
	AUSTIN COLLEGE	W	26-0
11/27	at TCU	W	32-14

ALL-TIME RESULTS

1917 CHARLES P. MOSLEY — 6-2-1 • 2-1 SWC

Team Captain: Jack Roach

DATE	OPPONENT	RESULT	
9/29	HOWARD PAYNE	W	17-0
10/13	Trinity (Dallas)	W	55-0
10/20	*OKLAHOMA STATE	W	17-0
10/27	HARDIN-SIMMONS	W	103-0
11/3	*TEXAS	W	3-0
11/10	*TEXAS A&M	L	0-7
11/17	at SMU	T	0-0
11/23	at Southwestern	W	26-0
11/29	at TCU (T)	L	0-34

1918 CHARLES P. MOSLEY — 0-6 • 0-2 SWC

Team Captain: Ross M. Sams

DATE	OPPONENT	RESULT	
10/18	McARTHUR FIELD	L	6-7
10/25	BARRON FIELD	L	0-26
11/9	*TEXAS A&M	L	0-19
11/16	*at SMU	L	0-14
11/23	SOUTHWESTERN	L	6-14
12/5	TCU	L	7-12

1919 CHARLES P. MOSLEY — 5-3-1 • 0-3-1 SWC

Team Captain: Howard C. Wilson

DATE	OPPONENT	RESULT	
10/4	RUSK	W	61-0
10/11	*RICE	L	0-8
10/18	AUSTIN COLLEGE	W	17-12
10/25	*at Texas	L	13-29
11/1	SOUTHWESTERN	W	20-0
11/8	*TEXAS A&M	L	0-10
11/17	SEWANEE	W	21-7
11/22	*SMU	T	7-7
11/27	at TCU (T)	W	7-0

FRANK BRIDGES 1920-1925 — 35-18-6

1920 FRANK BRIDGES — 4-4-1 • 1-2-1 SWC

Team Captain: E.M. Dotson

DATE	OPPONENT	RESULT	
10/2	AUSTIN COLLEGE	W	9-0
10/9	*at Rice	L	0-28
10/16	TRINITY	W	20-6
10/21	*at Oklahoma State	W	7-0
10/31	SOUTHWESTERN	L	0-7
11/6	*TEXAS A&M	L	0-24
11/13	TCU	L	9-21
11/20	HOWARD PAYNE	W	20-3
11/25	*at SMU (T)	T	0-0

1921 FRANK BRIDGES — 8-3 • 2-2 SWC

Team Captain: Guy B. Weathers

DATE	OPPONENT	RESULT	
9/30	JOHN TARLETON	W	35-0
10/1	at Austin College	W	17-13
10/8	*RICE	W	17-14
10/15	Boston College (Dallas)	L	7-23
10/22	PHILLIPS	W	34-6
10/29	SOUTHWESTERN	W	16-0
11/5	*TEXAS A&M	L	3-14
11/11	HARDIN-SIMMONS	W	21-0
11/18	*at Arkansas	L	12-13
11/24	*SMU (T)	W	28-0
12/3	Mississippi College (Dallas)	W	24-0

1922 FRANK BRIDGES — 8-3 • 5-0 SWC

SOUTHWEST CONFERENCE CHAMPIONS

Team Captain: Wesley Bradsaw

DATE	OPPONENT	RESULT	
9/30	NORTH TEXAS	W	55-0
10/7	HARDIN-SIMMONS	W	42-0
10/14	*at Rice	W	31-0
10/21	*ARKANSAS (First Game)	W	60-13
	PHILLIPS (Second Game)	L	0-47
10/28	MISSISSIPPI COLLEGE	W	40-7
11/4	*TEXAS A&M	W	13-7
11/11	at Boston College	L	0-33
11/18	*at Oklahoma State	W	10-0
11/30	*at SMU (T)	W	24-0
12/9	Haskell Institute (San Antonio)	L	20-21

1923 FRANK BRIDGES — 5-1-2 • 1-1-2 SWC

Team Captain: Roy Carter Williamson

DATE	OPPONENT	RESULT	
9/29	HARDIN-SIMMONS	W	14-0
10/6	NORTH TEXAS	W	33-7
10/13	HOWARD PAYNE	W	20-6
10/20	*at Arkansas	W	14-0
10/27	OUACHITA	W	16-3
11/3	*TEXAS A&M	T	0-0
11/10	*TEXAS	T	7-7
11/29	*at SMU (T)	L	0-16

1924 FRANK BRIDGES — 7-2-1 • 4-0-1 SWC

SOUTHWEST CONFERENCE CHAMPIONS

Team Captain: Ralph D. Pittman

DATE	OPPONENT	RESULT	
9/27	HARDIN-SIMMONS	W	10-6
10/4	NORTH TEXAS	W	30-0
10/11	C. Okla. Teachers (Dallas)	L	6-13
10/18	*ARKANSAS	W	13-0
10/25	AUSTIN COLLEGE	L	3-7
11/1	*TEXAS A&M (HC)	W	15-7
11/8	*at Texas	W	28-10
11/15	*at SMU	T	7-7
11/21	ST. EDWARDS	W	30-7
11/27	*at Rice (T)	W	17-9

1925 FRANK BRIDGES — 3-5-2 • 0-3-2 SWC

Team Captain: Homer D. Walker

DATE	OPPONENT	RESULT	
9/26	at Notre Dame	L	0-41
10/3	NORTH TEXAS	W	20-6
10/13	*TCU (Dallas)	T	7-7
10/17	TRINITY	L	3-10
10/24	HOWARD PAYNE	W	20-4
10/31	*TEXAS A&M (HC)	L	0-13
11/7	*at Texas	L	3-13
11/14	*at SMU	L	6-7
11/20	ST. EDWARDS	W	13-7
11/26	*at Rice (T)	T	7-7

ALL-TIME RESULTS

MORLEY JENNINGS 1926-1940 83-60-6

1926 MORLEY JENNINGS 6-3-1 • 3-1-1 SWC

Team Captain: George Morris

DATE	OPPONENT	RESULT	
9/25	SOUTHWESTERN	W	7-0
10/2	at Loyola (La.)	L	10-13
10/12	*TCU (Dallas)	T	7-7
10/16	TRINITY	W	14-0
10/23	HOWARD PAYNE	W	23-7
10/30	*TEXAS A&M (HC)	W	20-9
11/6	*TEXAS	W	10-7
11/13	*at SMU	L	3-31
11/18	ST. EDWARDS	L	0-12
11/25	*at Rice (T)	W	9-7

1927 MORLEY JENNINGS 2-7 • 0-5 SWC

Team Captain: Wesley Weed

DATE	OPPONENT	RESULT	
9/24	SOUTHWESTERN	L	6-19
9/30	Trinity (Waxahachie)	W	20-12
10/8	*at Arkansas	L	6-13
10/15	ST. EDWARDS	W	12-6
10/22	CENTENARY	L	6-9
10/29	*TCU (HC)	L	0-14
11/5	*at Texas	L	12-13
11/12	*at SMU	L	0-34
11/24	*at Rice (T)	L	12-19

1928 MORLEY JENNINGS 8-2 • 3-2 SWC

Team Captain: A.E. "Pete" Jones

DATE	OPPONENT	RESULT	
9/22	STEPHEN F. AUSTIN	W	31-0
9/29	NORTH TEXAS	W	45-0
10/6	TRINITY	W	33-0
10/13	*at Arkansas (Texarkana)	L	0-14
10/20	at Centenary	W	28-7
10/27	ST. EDWARDS	W	48-7
11/3	*at TCU	W	7-6
11/10	*TEXAS (HC)	L	0-6
11/17	*SMU	W	2-0
11/29	*at Rice (T)	W	25-14

1929 MORLEY JENNINGS 7-3-1 • 2-2-1 SWC

Team Captain: Charles Weldon Lucas

DATE	OPPONENT	RESULT	
9/21	STEPHEN F. AUSTIN	W	88-0
9/28	NORTH TEXAS	W	32-0
10/5	TRINITY	W	43-0
10/12	ST. EDWARDS	W	19-0
10/19	*ARKANSAS	W	31-20
10/26	at Centenary	L	13-27
11/2	TEXAS TECH	W	34-0
11/9	*at Texas	T	0-0
11/16	*at SMU	L	6-25
11/23	*TCU (HC)	L	7-34
11/30	*at Rice	W	19-0

1930 MORLEY JENNINGS 6-3-1 • 3-1-1 SWC

Team Captain: Barton "Botchey" Koch

DATE	OPPONENT	RESULT	
9/27	NORTH TEXAS	W	33-0
10/4	at Purdue	L	7-20
10/11	TRINITY	W	54-0
10/18	*SMU	T	14-14
10/25	at Centenary	L	2-7
11/1	at Oklahoma Baptist	W	31-0
11/8	*TEXAS (HC)	L	0-14
11/15	*at Arkansas	W	22-7
11/22	*at TCU	W	35-14
11/29	*RICE	W	35-14
11/30	*at Rice	W	19-0

1931 MORLEY JENNINGS 3-6 • 1-5 SWC

Team Captain: Maurice S. Pierce

DATE	OPPONENT	RESULT	
10/2	ST. EDWARDS	W	23-0
10/10	at Centenary	L	13-24
10/17	*ARKANSAS	W	19-7
10/24	*at Texas A&M	L	7-33
10/31	TEXAS TECH	W	32-0
11/7	*at Texas	L	0-25
11/14	*at SMU	L	0-6
11/21	*TCU (HC)	L	6-19
11/28	*at Rice	L	0-20

1932 MORLEY JENNINGS 3-5-1 • 1-4-1 SWC

Team Captain: Arthur "Dub" Norton

DATE	OPPONENT	RESULT	
10/1	ST. EDWARDS	W	32-0
10/7	at Loyola (La.)	W	18-0
10/15	*at Arkansas (Little Rock)	L	6-20
10/22	*TEXAS A&M (HC)	T	0-0
10/29	*at TCU	L	0-27
11/5	*TEXAS	L	0-19
11/11	at Texas Tech	L	2-14
11/19	*SMU	W	19-0
11/26	*at Rice	L	0-12

1933 MORLEY JENNINGS 6-4 • 4-2 SWC

Team Captain: Frank James, Jim Tom Petty

DATE	OPPONENT	RESULT	
9/30	ST. EDWARDS	W	19-6
10/7	at Centenary	L	0-20
10/14	*at Arkansas (Little Rock)	L	7-19
10/21	HARDIN-SIMMONS	W	21-0
10/28	*at Texas A&M	L	7-14
11/4	*TCU (HC)	W	7-0
11/12	*at Texas	W	3-0
11/17	at Texas Tech	L	0-13
11/25	*at SMU	W	13-7
12/2	*RICE	W	7-6

1934 MORLEY JENNINGS 3-7 • 1-5 SWC

Team Captain: Joe Jack Pierce, Warren "Red" Weathers

DATE	OPPONENT	RESULT	
9/28	ST. EDWARDS	W	33-0
10/5	at Texas Tech	L	7-14
10/13	*at Arkansas (Little Rock)	L	0-6
10/20	at Hardin-Simmons	W	13-6
10/27	*TEXAS A&M (HC)	L	7-10
11/3	*at TCU	L	12-34
11/10	*at Texas	L	6-25
11/17	at Centenary	L	0-7
11/24	*SMU	W	13-6
12/1	*RICE	L	0-32

1935 MORLEY JENNINGS 8-3 • 3-3 SWC

Team Captain: Wendell W. Simpson

DATE	OPPONENT	RESULT	
9/21	SOUTHWESTERN	W	39-0
9/28	HARDIN-SIMMONS	W	14-0
10/5	TAMU-KINGSVILLE	W	6-0
10/12	*ARKANSAS	W	13-6
10/19	at Oklahoma City	W	2-0
10/26	*at Texas A&M	W	14-6
11/2	*TCU (HC)	L	0-28
11/9	*TEXAS	L	6-25
11/16	at Centenary	W	20-0
11/23	*at SMU	L	0-10
11/30	*at Rice	W	8-0

ALL-TIME RESULTS

1936 MORLEY JENNINGS — 6-3-1 • 3-2-1 SWC

Team Captain: Lloyd O. Russell

DATE	OPPONENT	RESULT		AP RANK	
9/26	HARDIN-SIMMONS	W	13-0		
10/3	Centenary (Tyler, Texas)	L	0-10		
10/10	*at Arkansas	L	10-14		
10/17	*at Texas	W	21-18		
10/24	*TEXAS A&M (HC)	T	0-0	—	14
10/31	*at TCU	L	0-28	—	—
11/7	OKLAHOMA CITY	W	48-6	—	—
11/14	at Oklahoma State	W	13-0	—	—
11/21	*SMU	W	13-7	—	—
11/28	*at Rice	W	10-7	—	—

1937 MORLEY JENNINGS — 7-3 • 3-3 SWC

Team Captain: Carl Brazell

DATE	OPPONENT	RESULT		AP RANK	
9/25	SOUTHWESTERN	W	39-2	—	—
10/2	at Oklahoma City	W	33-0	—	—
10/9	*ARKANSAS	W	20-14	—	—
10/16	at Centenary	W	20-0	—	—
10/23	*TEXAS A&M	W	13-0	15	13
10/30	*TCU (HC)	W	6-0	5	—
11/6	*TEXAS	L	6-9	4	—
11/13	*at SMU	L	7-13	13	—
11/20	Loyola Marymount (Beaumont)	W	27-13	—	—
11/27	*at Rice	L	7-13	—	—

1938 MORLEY JENNINGS — 7-2-1 • 3-2-1 SWC

Team Captain: Sam Boyd, Billy J. Patterson

DATE	OPPONENT	RESULT		AP RANK	
9/24	SOUTHWESTERN	W	33-0	—	—
10/1	Oklahoma State (Wichita Falls)	W	20-6	—	—
10/8	*at Arkansas	W	9-6	—	—
10/15	Centenary	W	14-0	—	—
10/22	*TEXAS A&M (HC)	T	6-6	17	—
10/29	*at TCU	L	7-39	—	4
11/5	*at Texas	W	14-3	—	—
11/11	at Loyola Marymount	W	35-2	—	—
11/19	*SMU	L	6-21	—	—
11/26	*at Rice	W	21-6	—	—

1939 MORLEY JENNINGS — 7-3 • 4-2 SWC

Team Captain: Bobby R. Taylor

DATE	OPPONENT	RESULT		AP RANK	
9/30	SOUTHWESTERN	W	34-0	—	—
10/7	at Oklahoma State	W	13-0	—	—
10/14	*ARKANSAS	W	19-7	—	—
10/21	at Nebraska	L	0-20	19	16
10/28	*at Texas A&M	L	0-20	—	5
11/4	*TCU (HC)	W	27-0	—	—
11/11	*TEXAS	W	20-0	—	—
11/18	at Centenary	W	13-6	—	—
11/25	*at SMU	L	0-21	—	—
12/2	*at Rice	W	10-7	—	—

1940 MORLEY JENNINGS — 4-6 • 0-6 SWC

Team Captain: Robert C. Nelson, Milton S. Merka

DATE	OPPONENT	RESULT		AP RANK	
9/27	NORTH TEXAS	W	27-20	—	—
10/5	at Denver	W	14-7	—	—
10/12	*at Arkansas	L	6-12	—	—
10/19	Villanova (San Antonio)	W	7-0	—	—
10/26	*TEXAS A&M (HC)	L	7-14	—	4
11/2	*at TCU	L	12-14	—	—
11/9	*at Texas	L	0-13	—	—
11/16	TULSA	W	20-6	—	—
11/23	*SMU	L	4-7	—	18
11/30	*at Rice	L	12-21	—	—

FRANK KIMBROUGH 1941-1946 — 15-23-3

1941 FRANK KIMBROUGH — 3-6-1 • 1-4-1 SWC

Team Captain: Jack W. Wilson

DATE	OPPONENT	RESULT		AP RANK	
9/28	HARDIN-SIMMONS	W	20-0	—	—
10/3	at Denver	W	14-0	—	—
10/11	*ARKANSAS	W	20-7	—	—
10/17	at Villanova	L	6-14	—	—
10/25	*at Texas A&M	L	0-48	—	9
11/1	*TCU (HC)	L	12-23	—	—
11/8	*TEXAS	T	7-7	—	1
11/15	at Tulsa	L	13-20	—	—
11/22	*at SMU	L	0-14	—	—
11/29	*at Rice	L	14-28	—	—

1942 FRANK KIMBROUGH — 6-4-1 • 3-2-1 SWC

Team Captain: Milton Crain, Bill Coleman

DATE	OPPONENT	RESULT		AP RANK	
	BLACKLAND AAF	W	68-0	—	—
9/26	HARDIN-SIMMONS	L	6-13	—	—
10/3	Oklahoma State (Oklahoma City)	W	18-12	—	—
10/10	*at Arkansas	W	20-7	—	—
10/17	at Texas Tech	W	14-7	—	—
10/24	*TEXAS A&M (HC)	W	6-0	—	—
10/31	*at TCU	W	10-7	—	9
11/7	*at Texas	L	0-20	16	14
11/14	at Tulsa	L	0-24	—	—
11/21	*SMU	T	6-6	—	—
11/28	*at Rice	L	0-20	—	—

1943 NO TEAM — WORLD WAR II

1944 NO TEAM — WORLD WAR II

1945 FRANK KIMBROUGH — 5-5-1 • 2-4 SWC

Team Captain: Jack O. Price, Richard "Bull" Johnson

DATE	OPPONENT	RESULT		ATTEND.	AP RANK	
9/22	BLACKLAND AAF	W	40-0		—	—
9/29	WEST TEXAS A&M	W	32-0		—	—
10/6	*TCU (HC)	L	6-7		—	—
10/13	*ARKANSAS	W	23-13		—	—
10/20	at Texas Tech	T	7-7		—	—
10/27	*at Texas A&M	L	13-19		—	—
11/3	SOUTHWESTERN	W	19-0		—	—
11/10	*at Texas	L	14-21		—	17
11/17	at Tulsa	L	7-26	15,000	—	19
11/24	*SMU	L	0-34	10,000	—	—
12/1	*at Rice	W	17-14		—	—

1946 FRANK KIMBROUGH — 1-8 • 0-6 SWC

Team Captain: Olan Runnels, Wenzell A. Gandy

DATE	OPPONENT	RESULT		ATTEND.	AP RANK	
9/21	SOUTHWESTERN	W	21-7		—	—
9/28	*at TCU	L	16-19	16,000	—	—
10/12	*at Arkansas	L	0-13		—	18
10/19	at Texas Tech	L	0-13		—	—
10/26	*TEXAS A&M (HC)	L	0-17		—	—
11/9	*TEXAS	L	7-22		—	6
11/16	at Tulsa	L	0-17	12,000	—	—
11/23	*at SMU	L	0-35	15,000	—	—
11/30	*at Rice	L	6-38	20,000	—	13

ALL-TIME RESULTS

BOB WOODRUFF — 1947-1949 — 19-10-2

1947 BOB WOODRUFF — 5-5 • 1-5 SWC

Team Captain: James W. Griffin

DATE	OPPONENT	RESULT		ATTEND	AP RANK BU	AP RANK OPP	BAYLOR FD	BAYLOR RUSHING ATT-YDS-TD	BAYLOR PASSING C-A-I	BAYLOR PASSING YDS	BAYLOR PASSING TD	BAYLOR TOTAL NO-YDS	OPPONENT FD	OPPONENT RUSHING ATT-YDS-TD	OPPONENT PASSING C-A-I	OPPONENT PASSING YDS	OPPONENT PASSING TD	OPPONENT TOTAL NO-YDS	TV
9/19	STEPHEN F. AUSTIN	W	34-0	9,000			11	42-288-2	4-11-1	104	2	53-392	10	36-47-0	7-22-4	64	0	58-111	
9/26	at Miami, Fla.	W	18-7	31,771			15	49-187-2	9-18-0	80	0	67-267	6	28-116-1	3-12-4	17	0	40-133	
10/11	* ARKANSAS	W	17-9	15,000	—	—	15	52-254-1	6-12-1	42	0	64-296	6	29-76-0	7-12-3	72	1	41-148	
10/18	at Texas Tech	W	32-6	13,106	—	—	16	52-323-3	5-11-1	54	2	63-377	6	32-16-1	6-16-2	137	0	48-153	
10/25	* at Texas A&M	L	0-24	22,000	17	—	10	36-131-0	8-23-3	85	0	59-216	7	42-71-1	14-27-0	137	2	69-208	
11/1	* TCU (HC)	L	7-14	17,000	—	—	10	51-183-0	7-15-0	87	1	66-270	7	42-112-1	5-10-0	48	1	52-160	
11/8	* at Texas	L	7-28	39,000	—	8	5	31-151-1	2-11-1	14	0	42-165	18	52-271	11-23-1	155	1	75-426	
11/15	at Tulsa	W	7-6	12,500	—	—	7	30-148-0	3-15-2	26	0	45-174	18	57-209-0	6-20-4	119	1	77-328	
11/22	* SMU	L	0-10	12,000	—	3	4	35-72-0	0-4-4	0	0	39-72	12	40-141-1	4-12-3	27	0	52-168	
11/29	* at Rice	L	6-34	20,000	—	18	9	35-106-1	15-28-2	144	0	63-250	11	45-166-3	7-11-0	173	2	56-339	

1948 BOB WOODRUFF — 6-3-2 • 3-2-1 SWC

Team Captain: Robert "Buddy" Tinsley, Bentley M. Jones

DATE	OPPONENT	RESULT		ATTEND	AP RANK BU	AP RANK OPP	BAYLOR FD	BAYLOR RUSHING ATT-YDS-TD	BAYLOR PASSING C-A-I	BAYLOR PASSING YDS	BAYLOR PASSING TD	BAYLOR TOTAL NO-YDS	OPPONENT FD	OPPONENT RUSHING ATT-YDS-TD	OPPONENT PASSING C-A-I	OPPONENT PASSING YDS	OPPONENT PASSING TD	OPPONENT TOTAL NO-YDS	TV
9/25	TULSA	W	42-19	14,000	—	—	13	32-140-4	9-17-1	185	1	49-325	18	41-102-3	12-22-2	187	0	63-289	
10/2	Miss. State (Memphis, Tenn.)	T	7-7	24,000	—	—	11	40-76-1	11-20-1	89	0	60-165	6	39-118-0	2-10-2	15	0	49-133	
10/9	* at Arkansas	W	23-7		—	13	9	36-81-0	9-12-0	79	2	48-160	12	46-160-1	7-16-1	84	0	62-244	
10/16	TEXAS TECH	W	13-0	9,000	19	—	12	55-212-2	1-2-0	7	0	57-219	9	34-112-0	3-13-1	54	0	47-166	
10/23	* TEXAS A&M (HC)	W	20-14	20,000	—	—	19	43-214-2	9-18-0	128	1	61-342	12	43-122-1	11-21-1	101	1	64-223	
10/30	* at TCU	W	6-3	25,000	20	—	12	47-144-0	6-11-0	37	1	58-181	16	39-165-0	10-18-1	83	0	57-248	
11/6	* TEXAS	L	10-13	20,000	—	—	7	46-107-1	4-10-1	20	0	56-127	12	42-172-1	7-12-1	88	1	54-260	
11/13	at Tulane	L	13-35	45,000	—	—	7	23-39-0	14-24-3	129	2	47-168	18	62-292-4	9-14-1	102	1	76-394	
11/20	* at SMU	L	6-13	58,000	—	10	8	42-77-1	6-16-2	38	0	58-115	13	53-241-2	3-11-3	39	0	64-280	
11/27	* at Rice	T	7-7	22,000	—	—	10	39-92-1	9-16-1	78	0	55-170	19	54-253-1	5-10-2	54	0	64-307	
DIXIE BOWL • LEGION FIELD • BIRMINIGHAM, ALA.																			
1/1	Wake Forest	W	20-7	15,000	—	—	11	136-2	6-15-0	76	1	212	17	191-1	10-24-2	86	0	2775	

1949 BOB WOODRUFF — 8-2 • 4-2 SWC — TIED 20TH AP

Team Captain: Don Mouser

DATE	OPPONENT	RESULT		ATTEND	AP RANK BU	AP RANK OPP	BAYLOR FD	BAYLOR RUSHING ATT-YDS-TD	BAYLOR PASSING C-A-I	BAYLOR PASSING YDS	BAYLOR PASSING TD	BAYLOR TOTAL NO-YDS	OPPONENT FD	OPPONENT RUSHING ATT-YDS-TD	OPPONENT PASSING C-A-I	OPPONENT PASSING YDS	OPPONENT PASSING TD	OPPONENT TOTAL NO-YDS	TV
9/24	SOUTH CAROLINA	W	20-6	15,000			10	32-78-0	11-14-0	145	3	46-223	17	46-152-1	7-24-0	78	0	70-230	
10/1	at Mississippi State	W	14-6	15,000			12	57-151-0	10-24-3	111	2	81-262	8	35-134-0	3-15-2	27	0	50-161	
10/8	* ARKANSAS	W	35-13		—	—	17	54-241	9-15-0	94	1	69-335	10	43-125	9-23-2	146	1	66-271	
10/15	at Texas Tech	W	28-7	19,000	20	—	20	40-207-2	16-24-1	181	2	64-388	14	44-142-0	6-14-0	134	1	58-276	
10/22	* at Texas A&M	W	21-0		11	—	16	56-127	13-22-2	188	1	78-315	7	43-126-0	3-6-2	40	0	49-166	
10/29	* TCU (HC)	W	40-14	20,000	10	—	13	47-121	13-23-1	216	2	70-337	8	32-25	7-27-9	61	1	59-86	
11/5	* at Texas	L	0-20	60,000	6	—	10	36-90-0	11-25-0	71	0	61-161	12	54-164-2	6-15-2	65	1	69-229	
11/12	WYOMING	W	32-7		—	—	15	46-200	12-25-0	153	0	71-353	10	42-142	8-19-2	29	0	61-171	
11/19	* at SMU	W	35-26	63,000	15	10	9	35-107-2	9-16-1	240	3	51-347	21	53-208-3	12-23-2	164	1	76-372	
11/26	* at Rice	L	7-21	32,000	9	7	12	34-94-0	11-22-1	110	1	56-204	16	55-239-2	6-13-2	66	1	68-305	

GEORGE SAUER — 1950-1955 — 38-21-3

1950 GEORGE SAUER — 7-3 • 4-2 SWC — TIED 15TH UPI

Team Captain: Frank Boydstun

DATE	OPPONENT	RESULT		ATTEND	AP RANK BU	AP RANK OPP	BAYLOR FD	BAYLOR RUSHING ATT-YDS-TD	BAYLOR PASSING C-A-I	BAYLOR PASSING YDS	BAYLOR PASSING TD	BAYLOR TOTAL NO-YDS	OPPONENT FD	OPPONENT RUSHING ATT-YDS-TD	OPPONENT PASSING C-A-I	OPPONENT PASSING YDS	OPPONENT PASSING TD	OPPONENT TOTAL NO-YDS	TV
9/23	at Wyoming	L	0-7	17,268	—	—	17	53-187-0	7-18-2	88	0	71-275	11	43-121-1	5-13-0	51	0	56-172	
9/30	# HOUSTON	W	34-7	25,000	—	—	17	62-145	16-27-0	171	3	89-316	8	58-105	6-13-3	43		48-148	
10/7	Miss. State (Shreveport, La.)	W	14-7		—	—	12	43-93	9-13-0	108	0	56-201	10	52-223-1	5-10-2	32	0	62-255	
10/14	* at Arkansas	L	6-27		—	—	7	45-79	5-27-1	58	0	72-137	11	56-276	6-15-4	70	1	71-346	
10/21	* TEXAS TECH	W	26-12		—	—	17	46-198	12-23-2	163	1	69-361	14	38-238	8-23-2	82	0	61-320	
10/28	* TEXAS A&M (HC)	W	27-20	34,000	—	13	14	46-240-0	13-23-0	200	4	64-440	13	46-300	6-18-3	81	1	64-381	
11/4	* at TCU	W	20-14		—	—	21	300	10-23-1	120		420	17	84	19-30-2	246		330	
11/11	* TEXAS	L	20-27	35,000	—	5	18	40-162-1	14-26-3	163	2	66-325	10	44-76-2	7-13-1	99	1	57-175	
11/18	* at SMU	W	3-0	50,500	—	15	19	55-220-0	9-21-0	94	0	76-314	18	36-80-0	15-27-1	171	0	63-251	
12/2	* RICE	W	33-7	20,000	—	—	15	49-209-1	12-19-1	186	3	68-395	12	49-124-1	7-19-2	68	0	67-192	

— first game at Floyd Casey Stadium

ALL-TIME RESULTS

1951 GEORGE SAUER — 8-2-1 • 4-1-1 SWC — 9TH AP • 9TH UPI

Team Captain: Gale Galloway, Stanley Williams

					AP RANK		BAYLOR RUSHING		BAYLOR PASSING			BAYLOR TOTAL	OPPONENT RUSHING		OPPONENT PASSING			OPPONENT TOTAL	
DATE	OPPONENT	RESULT		ATTEND	BU	OPP	FD	ATT-YDS-TD	C-A-I	YDS	TD	NO-YDS	FD	ATT-YDS-TD	C-A-I	YDS	TD	NO-YDS	TV
9/22	at Houston	W	19-0	60,000	13	—	16	39-208-2	8-23-2	178	1	62-386	13	49-180-0	8-21-4	53	0	70-233	
10/6	at Tulane	W	27-14	40,000	19	—	14	41-191-2	12-27-3	136	1	68-327	7	40-33-2	8-19-2	95	0	59-128	
10/13	* ARKANSAS	W	9-7	25,000	12	—	11	54-100-0	7-14-1	102	1	68-202	7	37-100-1	9-28-4	113	0	65-213	
10/20	* TEXAS TECH	W	40-20	22,000	10	—	18	53-123-3	18-25-1	250	3	78-373	6	38-131-3	9-20-3	89	0	58-220	
10/27	* at TEXAS A&M	T	21-21		7	16	22	48-219	14-31-2	184	2	78-403	13	39-255	10-20-2	154	0	59-409	
11/3	* TCU (HC)	L	7-20	37,000	8	—	11	40-119-1	11-28-5	126	0	68-245	11	52-91-3	10-18-2	144	0	70-235	
11/10	* at Texas	W	18-6	58,000	16	10	15	60-208-3	8-13-0	59	0	73-267	12	47-166-0	3-6-1	47	1	53-213	
11/17	WAKE FOREST	W	42-0	20,000	10	—	19	64-331-4	13-19-1	155	2	83-486	4	37-111-0	6-20-4	42	0	57-153	
11/24	* SMU	W	14-13	30,000	10	—	16	56-189-2	7-16-2	144	0	72-333	11	34-94-2	11-22-4	138	0	56-232	
12/1	* at Rice	W	34-13	45,000	9	—	21	66-226-3	12-25-1	191	1	91-417	10	37-82-0	9-16-1	148	2	53-230	
ORANGE BOWL • ORANGE BOWL STADIUM • MIAMI, FLA.																			
1/1	Georgia Tech	L	14-17	65,837	9	5	17	60-206-2	8-18-3	93	0	78-299	9	35-132-1	6-14-1	84	1	49-216	

1952 GEORGE SAUER — 4-4-2 • 1-3-2 SWC

Team Captain: Dick Parma, C.O. Brocato

					AP RANK		BAYLOR RUSHING		BAYLOR PASSING			BAYLOR TOTAL	OPPONENT RUSHING		OPPONENT PASSING			OPPONENT TOTAL	
DATE	OPPONENT	RESULT		ATTEND	BU	OPP	FD	ATT-YDS-TD	C-A-I	YDS	TD	NO-YDS	FD	ATT-YDS-TD	C-A-I	YDS	TD	NO-YDS	TV
9/20	WAKE FOREST	W	17-14	16,000	—	—	12	40-117-1	10-21-2	202	1	61-319	10	42-77-1	8-23-2	123	1	65-200	
10/4	WASHINGTON STATE	W	31-7		—	—	24	53-330-5	10-21-1	149	0	74-479	13	52-140-1	3-11-3	47	0	63-187	
10/11	* Arkansas (Little Rock, Ark.)	L	17-20		—	—	13	42-169-1	4-15-2	96	1	57-265	18	57-184-1	11-29-3	143	2	86-327	
10/18	at Texas Tech	W	21-10	20,000	—	—	16	42-233-3	8-20-3	132	0	62-365	14	55-183-1	8-16-0	89	0	71-272	
10/25	* TEXAS A&M (HC)	W	21-20		—	—	16	48-205-2	7-14-1	109	1	62-314	14	52-191-3	6-14-0	43	0	66-234	
11/1	* at TCU	T	20-20		—	—	13	50-211-3	4-15-3	59	0	65-270	12	50-205-2	2-14-2	28	1	64-233	
11/8	* TEXAS	L	33-35	32,000	—	13	17	52-205-3	8-18-0	119	1	70-324	17	49-307-4	12-24-1	174	1	73-481	
11/15	at Houston	L	6-28	33,000	—	—	11	34-66-1	10-35-5	111	0	69-177	12	63-272	3-7-0	50	0	70-322	
11/22	* at SMU	T	7-7	30,000	—	—	9	46-116-1	7-22-2	107	0	68-223	11	41-58-1	7-18-3	88	0	59-146	
11/29	* RICE	L	14-20		—	—	7	49-208-2	3-16-4	6	0	65-214	19	61-247	6-15-2	123	0	76-370	

1953 GEORGE SAUER — 7-3 • 4-2 SWC

Team Captain: Bob Knowles, Ralph "Pete" Erben

					AP RANK		BAYLOR RUSHING		BAYLOR PASSING			BAYLOR TOTAL	OPPONENT RUSHING		OPPONENT PASSING			OPPONENT TOTAL	
DATE	OPPONENT	RESULT		ATTEND	BU	OPP	FD	ATT-YDS-TD	C-A-I	YDS	TD	NO-YDS	FD	ATT-YDS-TD	C-A-I	YDS	TD	NO-YDS	TV
9/19	at California	W	25-0	34,000	20	14	21	55-178-4	8-15-0	236	0	70-414	14	38-192-0	7-16-2	91	0	54-283	
10/2	at Miami, Fla.	W	21-13		10	—	16	55-185-2	6-11-1	86	1	66-271	13	34-76	8-15-0	149	1	49-225	
10/10	* ARKANSAS	W	14-7	25,000	9	—	20	58-238-1	7-19-1	77	1	77-315	10	31-86-0	8-16-2	103	1	47-189	
10/17	VANDERBILT	W	47-6	17,000	8	—	24	62-308-6	16-22-1	193	1	84-501	10	25-71-0	10-22-2	109	1	47-180	
10/24	* at Texas A&M	W	14-13		6	15	13	47-193-2	5-15-1	77	0	62-270	15	36-93-1	11-19-1	168	1	55-261	
10/31	* TCU (HC)	W	25-7	30,000	3	—	17	58-243-1	12-22-1	152	3	80-395	12	31-84-0	7-14-3	163	1	45-247	
11/7	* at Texas	L	20-21	54,000	3	19	14	35-203-2	8-15-2	111	1	50-314	19	59-216-2	6-14-0	93	1	73-309	
11/14	HOUSTON	L	7-37	15,000	9	—	14	41-91-1	5-16-2	74	0	57-165	23	52-376-4	4-7-0	54	0	59-430	
11/21	* SMU	W	27-21	30,000	—	—	17	43-139-2	15-29-4	198	2	72-337	11	39-213-1	6-14-4	129	2	53-342	
11/28	* at Rice	L	19-41	68,000	17	8	15	34-105-1	16-35-5	188	1	69-293	19	53-353-6	5-12-2	55	0	65-408	

1954 GEORGE SAUER — 7-4 • 4-2 SWC

Team Captain: James Ray Smith, Charles Smith

					AP RANK		BAYLOR RUSHING		BAYLOR PASSING			BAYLOR TOTAL	OPPONENT RUSHING		OPPONENT PASSING			OPPONENT TOTAL	
DATE	OPPONENT	RESULT		ATTEND	BU	OPP	FD	ATT-YDS-TD	C-A-I	YDS	TD	NO-YDS	FD	ATT-YDS-TD	C-A-I	YDS	TD	NO-YDS	TV
9/18	HOUSTON	W	53-13	22,000	—	—	17	48-270-6	9-18-0	192	2	66-462	14	41-172	11-17-0	182	0	58-354	
9/25	at Vanderbilt	W	25-19	22,500	10	—	20	56-278-3	3-6-0	80	1	62-358	12	36-92-2	8-17-3	122	0	53-214	
10/1	at Miami, Fla.	L	13-19	35,600	10	—	12	38-140-2	4-14-4	18	0	52-158	14	56-226	6-12-0	57	0	68-283	
10/9	* at Arkansas	L	20-21	18,000	—	—	17	46-232-3	9-16-1	97	0	62-329	10	46-164	3-6-1	55	1	52-219	
10/16	WASHINGTON	W	34-7	22,000	—	—	12	50-168-2	10-22-2	254	3	72-422	11	34-128-1	10-22-2	188	0	56-316	
10/23	* TEXAS A&M (HC)	W	20-7	34,000	—	—	15	41-137-0	11-13-0	126	3	54-263	16	51-171-0	6-12-1	64	1	63-235	
10/30	* at TCU	W	12-7	32,000	—	17	14	52-198-1	2-10-3	59	0	62-257	11	43-130	5-16-1	127	0	59-257	
11/6	* TEXAS	W	13-7	31,000	20	—	18	58-278-2	7-14-1	57	0	72-335	7	39-85-1	4-12-3	68	0	51-153	ABC
11/13	* at SMU	W	33-21	47,000	20	11	15	51-244-4	8-14-0	132	0	65-376	13	34-179-2	7-18-4	99	1	52-278	
11/27	* RICE	L	14-20	24,000	9	—	14	51-286-2	5-14-5	51	0	65-337	17	61-270	2-4-0	31	0	65-301	
GATOR BOWL • FAIRFIELD STADIUM • JACKSONVILLE, FLA.																			
12/31	Auburn	L	13-33	34,408	18	13	16	33-105-2	10-18-1	134	0	51-239	25	61-423-4	3-7-0	53	1	68-476	

ALL-TIME RESULTS

1955 GEORGE SAUER — 5-5 • 2-4 SWC

Team Captain: Henry Gremminger, Weldon W. Holley

					AP RANK		BAYLOR RUSHING		BAYLOR PASSING			BAYLOR TOTAL	OPPONENT RUSHING		OPPONENT PASSING			OPPONENT TOTAL	
DATE	OPPONENT	RESULT		ATTEND	BU	OPP	FD	ATT-YDS-TD	C-A-I	YDS	TD	NO-YDS	FD	ATT-YDS-TD	C-A-I	YDS	TD	NO-YDS	TV
9/17	HARDIN-SIMMONS	W	35-7	20,000	—	—	16	56-261-5	5-14-0	56	0	70-317	11	32-61-0	13-24-1	115	1	56-176	
9/24	at Villanova	W	19-2	63,409	18	—	10	42-183-2	2-7-2	28	0	49-211	11	29-52-0	12-27-2	144	0	56-196	
10/1	MARYLAND	L	6-20	39,000	20	1	13	34-73-1	14-25-5	175	0	59-248	11	38-145-0	6-12-1	105	3	50-250	
10/8	* ARKANSAS	W	25-20	28,000	—	—	15	33-120-3	8-17-3	168	1	50-288	15	53-262-2	4-12-2	36	0	65-298	
10/15	at Washington	W	13-7	42,000	—	12	15	58-212-1	8-10-1	61	1	68-273	11	35-112-1	4-12-1	42	0	47-154	
10/22	* at Texas A&M	L	7-19	37,000	16	12	8	23-34-1	9-17-4	134	0	40-168	17	67-264-3	1-9-0	22	0	76-286	
10/29	* TCU (HC)	L	6-28	34,000	—	14	16	50-212-1	7-18-2	119	0	68-331	17	48-310-4	4-5-0	53	0	53-363	
11/5	* at Texas	L	20-21	40,000	—	—	17	50-180-1	7-14-1	83	2	64-263	14	43-184-2	5-11-1	112	1	54-296	
11/19	* SMU	L	0-12	20,000	—	—	11	43-119-0	6-10-0	64	0	53-183	15	47-185-0	6-10-1	101	2	57-286	
11/26	* at Rice	W	15-7	33,000	—	—	12	45-153-1	5-13-2	111	1	58-264	11	44-168-1	4-11-1	27	0	55-195	

SAM BOYD — 1956-1958 — 15-15-1

1956 SAM BOYD — 9-2 • 4-2 SWC — 11TH AP • 11TH UPI

Team Captain: Robert T. Jones, Tony DeGrazier

					AP RANK		BAYLOR RUSHING		BAYLOR PASSING			BAYLOR TOTAL	OPPONENT RUSHING		OPPONENT PASSING			OPPONENT TOTAL	
DATE	OPPONENT	RESULT		ATTEND	BU	OPP	FD	ATT-YDS-TD	C-A-I	YDS	TD	NO-YDS	FD	ATT-YDS-TD	C-A-I	YDS	TD	NO-YDS	TV
9/22	at California	W	7-6		—	—	16	51-255-1	2-7-1	9	0	58-264	15	42-107-0	17-25-1	188	1	67-295	
9/29	TEXAS TECH	W	27-0	15,000	—	—	17	55-245-2	8-17-3	162	2	72-407	8	39-141-0	6-18-2	52	0	51-193	NBC
10/6	at Maryland	W	14-0	25,000	16	—	15	53-155-2	4-6-0	46	0	59-201	13	55-192-0	3-8-2	25	0	63-217	
10/13	* at Arkansas	W	14-7	20,000	10	—	13	49-141-2	9-20-0	72	0	69-213	14	69-285-1	3-8-0	11	0	77-296	
10/27	* TEXAS A&M (HC)	L	13-19	49,500	8	7	15	54-169-2	2-9-2	26	0	63-195	15	52-218-2	5-7-1	84	1	59-302	
11/3	* at TCU	L	6-7		15	—	5	39-95-0	2-8-2	41	1	47-136	9	55-142-1	0-1-1	0	0	56-142	
11/10	* TEXAS	W	10-7	21,000	—	—	9	56-243-1	7-13-0	78	0	69-321	11	45-138-0	6-18-4	49	1	63-187	
11/17	at Nebraska	W	26-7	30,000	—	—	18	61-286-3	4-9-0	44	0	70-330	13	52-144-1	4-15-1	54	0	67-198	
11/24	* at SMU	W	26-0	28,000	16	—	17	80-269-3	9-14-0	93	1	94-362	6	30-52-0	4-15-2	49	0	45-101	
12/1	* RICE	W	46-13		15	—	18	51-234-4	4-16-1	92	1	67-326	23	43-150-2	18-33-4	227	0	76-377	
SUGAR BOWL • TULANE STADIUM • NEW ORLEANS, LA.																			
1/1	Tennessee	W	13-7	81,000	11	2	14	64-275-1	3-11-0	24	1	75-299	11	39-146-1	1-10-4	16	0	49-162	ABC (n)

1957 SAM BOYD — 3-6-1 • 0-5-1 SWC

Team Captain: Doyle Traylor, Jerry Marcontell

					AP RANK		BAYLOR RUSHING		BAYLOR PASSING			BAYLOR TOTAL	OPPONENT RUSHING		OPPONENT PASSING			OPPONENT TOTAL	
DATE	OPPONENT	RESULT		ATTEND	BU	OPP	FD	ATT-YDS-TD	C-A-I	YDS	TD	NO-YDS	FD	ATT-YDS-TD	C-A-I	YDS	TD	NO-YDS	TV
9/21	VILLANOVA	W	7-0	20,000	7	—	19	58-269-1	3-13-2	19	0	71-288	15	53-138-0	7-14-2	88	0	67-226	
9/28	HOUSTON	W	14-6	22,000	11	—	17	45-166-2	15-23-1	142	0	68-308	12	50-118-0	1-5-1	3	1	55-181	
10/5	at Miami, Fla.	L	7-13	42,000	11	—	9	19-17-0	12-31-5	135	1	50-152	17	72-388-2	0-3-0	0	0	75-388	
10/12	* ARKANSAS	L	17-20	29,000	—	11	23	64-253-0	10-20-1	138	2	84-391	14	39-149-2	7-8-0	132	1	47-281	
10/19	at Texas Tech	W	15-12	23,000	—	—	17	63-232-1	5-11-0	44	1	74-276	14	53-236-2	5-10-1	64	0	63-300	
10/26	* at Texas A&M	L	0-14	42,000	—	2	11	43-121-0	7-16-2	53	0	59-174	16	56-228-2	5-13-0	60	0	69-288	
11/2	* TCU (HC)	L	6-19	30,000	—	—	17	50-221-1	5-12-1	58	0	62-279	15	59-225-3	2-4-1	19	0	63-244	
11/9	* at Texas	T	7-7	43,000	—	—	18	58-43-1	9-17-1	148	0	75-272	14	34-47-0	14-19-1	196	1	53-224	
11/23	* SMU	L	7-14	15,000	—	—	15	41-167-1	9-17-1	90	0	58-257	14	24-18-1	18-22-0	211	1	46-229	
11/30	* at Rice	L	0-20	43,000	—	9	18	54-189-0	10-21-1	99	0	75-288	14	47-186-0	5-7-1	72	2	54-158	

1958 SAM BOYD — 3-7 • 1-5 SWC

Team Captain: Buddy Humphrey, Billy Joe Kelly

					AP RANK		BAYLOR RUSHING		BAYLOR PASSING			BAYLOR TOTAL	OPPONENT RUSHING		OPPONENT PASSING			OPPONENT TOTAL	
DATE	OPPONENT	RESULT		ATTEND	BU	OPP	FD	ATT-YDS-TD	C-A-I	YDS	TD	NO-YDS	FD	ATT-YDS-TD	C-A-I	YDS	TD	NO-YDS	TV
9/20	* Arkansas (Little Rock, Ark.)	W	12-0	38,000	—	—	13	46-195-2	10-18-1	98	2	64-293	3	26-48-0	3-13-2	12	0	39-60	
9/27	HARDIN-SIMMONS	W	14-7	16,000	—	—	17	44-178-1	9-19-0	83	1	63-261	16	37-146-1	22-41-3	184	0	78-330	
10/4	MIAMI, FLA.	L	8-14	20,000	—	—	15	35-94-0	14-27-0	175	1	62-269	20	69-244-1	8-14-0	87	1	83-331	
10/11	at Duke	L	7-12		—	—	12	43-127-0	10-17-0	74	1	60-201	22	75-251-2	6-8-0	64	0	83-315	
10/18	at Texas Tech	W	26-7	24,000	—	—	18	65-209-3	14-23-1	171	1	88-380	7	32-91-0	4-15-1	89	1	47-180	NBC
10/25	* TEXAS A&M (HC)	L	27-33	38,000	—	—	22	55-243-4	7-16-0	84	0	71-327	19	35-132-2	13-24-3	228	3	59-360	
11/1	* at TCU	L	0-22		—	18	17	44-126-0	13-35-2	142	0	79-268	17	48-208-0	6-17-3	79	3	65-287	
11/8	* TEXAS	L	15-20	28,000	—	—	18	45-175-1	18-27-2	189	1	72-364	16	53-160-2	8-15-0	99	1	68-259	
11/22	* at SMU	L	29-33	26,500	—	—	21	43-142-2	23-33-1	277	2	76-419	15	33-153-3	11-24-2	250	2	57-403	
11/29	* RICE	L	21-33	18,000	—	—	28	43-187-1	22-38-4	387	2	81-574	15	51-203-3	9-17-0	123	2	68-326	

ALL-TIME RESULTS

JOHN D. BRIDGERS 1959-1968 49-53-1

1959 JOHN D. BRIDGERS 4-6 • 2-4 SWC

Team Captain: Albert Witcher, Gayle Watkins, Austin Gonsoulin

					AP RANK		BAYLOR						OPPONENT						
							RUSHING		PASSING		TOTAL		RUSHING		PASSING		TOTAL		
DATE	OPPONENT	RESULT		ATTEND	BU	OPP	FD	ATT-YDS-TD	C-A-I	YDS	TD	NO-YDS	FD	ATT-YDS-TD	C-A-I	YDS	TD	NO-YDS	TV
9/26	at Colorado	W	15-7	29,000	—	—	10	31-98-1	14-22-1	92	1	53-190	12	42-86-1	13-28-3	133	0	70-219	
10/3	LSU (Shreveport, La.)	L	0-22	34,000	—	1	8	32-26-0	12-25-2	79	0	57-105	16	49-228-0	7-20-3	79	2	69-307	
10/10	* ARKANSAS	L	7-23	24,000	—	19	22	49-198-1	16-23-3	165	0	72-363	10	38-140-2	3-6-0	37	1	44-177	
10/17	TEXAS TECH	W	14-7	20,000	—	—	12	50-171-2	4-12-1	39	0	62-210	9	37-67-0	9-20-1	84	1	57-151	
10/24	* at Texas A&M	W	13-0	17,500	—	—	12	41-150-1	9-13-0	107	1	54-235	13	48-137-0	4-14-2	49	0	62-186	
10/31	* TCU (HC)	L	0-14	26,000	—	15	14	34-69-0	16-28-2	208	0	62-277	15	55-220-2	4-5-0	41	0	60-261	
11/7	* at Texas	L	12-13	40,000	—	3	16	31-106-1	15-26-0	153	1	57-259	15	70-253-2	2-8-1	27	0	78-280	
11/14	at Southern California	L	8-17	43,832	—	4	11	36-3-0	14-23-1	120	1	59-123	11	57-168-1	4-12-3	21	0	69-189	
11/21	* SMU	L	14-30	25,000	—	—	10	28-(-9)-0	14-32-2	201	2	60-192	11	37-78-1	10-18-2	181	3	55-259	
11/28	* at Rice	W	23-21	30,000	—	—	19	59-253-2	7-15-2	93	1	74-346	15	53-198-3	4-7-0	57	0	60-255	

1960 JOHN D. BRIDGERS 8-3 • 5-2 SWC 12TH AP • TIED 11TH UPI

					AP RANK		BAYLOR						OPPONENT						
							RUSHING		PASSING		TOTAL		RUSHING		PASSING		TOTAL		
DATE	OPPONENT	RESULT		ATTEND	BU	OPP	FD	ATT-YDS-TD	C-A-I	YDS	TD	NO-YDS	FD	ATT-YDS-TD	C-A-I	YDS	TD	NO-YDS	TV
9/24	COLORADO	W	26-0	29,000	—	—	13	47-124-3	8-15-1	120	0	62-244	8	32-84-0	7-19-3	57	0	51-141	
10/1	at LSU	W	7-3	59,000	—	—	9	45-164-1	4-9-1	56	0	54-220	12	42-80-0	11-18-1	138	0	60-218	
10/8	* at Arkansas	W	28-14	39,000	20	9	24	52-250-2	10-18-1	137	2	70-387	8	40-115-1	2-7-0	32	0	47-147	
10/15	* at Texas Tech	W	14-7	29,000	7	—	18	51-151-1	8-18-4	147	1	69-298	9	45-143-1	4-13-1	18	0	58-161	
10/22	* TEXAS A&M (HC)	W	14-0	40,000	7	—	15	48-145-1	12-23-0	155	0	71-300	8	48-179-0	0-8-1	0	0	56-179	
10/29	* at TCU	L	6-14	35,000	7	—	14	33-95-0	10-20-4	110	1	53-205	14	54-119-1	9-15-1	82	1	62-201	
11/5	* TEXAS	L	7-12	50,000	11	—	20	37-38-0	16-40-2	267	1	77-305	11	54-203-2	3-7-1	70	0	61-273	
11/12	SOUTHERN CALIFORNIA	W	35-14	23,000	—	—	18	41-99-3	14-20-1	255	2	61-354	18	46-138-0	13-25-0	237	2	71-375	
11/19	* at SMU	W	20-7	23,000	—	—	20	39-107-2	15-26-0	192	1	65-299	16	38-134-0	10-20-4	154	1	58-288	
11/26	* RICE	W	12-7	30,000	19	12	17	40-145-0	12-16-0	179	1	56-324	15	51-175-1	5-11-0	57	0	62-232	
GATOR BOWL • FAIRFIELD STADIUM • JACKSONVILLE, FLA.																			
12/31	Florida	L	12-13	50,112	12	18	15	37-43-1	13-27-0	211	1	64-254	11	52-176-1	5-8-0	57	0	60-233	CBS (n)

1961 JOHN D. BRIDGERS 6-5 • 2-5 SWC

Team Captain: Ronald T. Stanley, Bill Hicks, Bobby A. Lane

					AP RANK		BAYLOR						OPPONENT						
							RUSHING		PASSING		TOTAL		RUSHING		PASSING		TOTAL		
DATE	OPPONENT	RESULT		ATTEND	BU	OPP	FD	ATT-YDS-TD	C-A-I	YDS	TD	NO-YDS	FD	ATT-YDS-TD	C-A-I	YDS	TD	NO-YDS	TV
9/23	WAKE FOREST	W	31-0	28,000	—	—	23	52-292-2	11-24-2	150	2	76-442	10	36-72-0	6-10-1	55	0	46-127	
9/30	at Pittsburgh	W	16-13	41,194	—	—	19	54-210-0	10-23-3	102	2	77-312	14	39-176-1	8-20-0	72	0	59-248	
10/14	* ARKANSAS	L	13-23	34,000	9	—	10	27-27-0	13-21-0	138	2	48-165	15	57-209-0	6-10-0	86	3	67-295	
10/21	* at Texas Tech	L	17-19	32,500	—	—	18	38-137-1	14-24-1	173	1	63-310	10	46-112-1	5-14-0	122	0	60-234	
10/28	* at Texas A&M	L	0-23	29,000	—	—	9	24-70-0	8-27-3	63	0	51-133	17	68-203-2	7-11-1	79	1	79-282	
11/4	* TCU (HC)	W	28-14	23,000	—	—	22	47-220-4	12-20-2	129	0	67-349	12	38-89-1	8-14-0	116	1	52-205	
11/11	* at Texas	L	7-33	62,000	—	1	12	34-86-0	14-35-3	145	1	69-231	9	48-250-2	3-13-0	32	2	61-282	
11/18	AIR FORCE	W	31-7	22,000	—	—	20	48-310-2	6-13-1	98	2	61-408	17	48-182-1	7-16-2	93	0	64-275	
11/25	* SMU	W	31-6	17,000	—	—	14	39-176-2	14-24-0	137	2	63-313	14	40-71-1	12-20-1	130	0	40-201	
12/2	* at Rice	L	14-26	30,000	—	—	14	35-25-0	12-23-1	179	2	58-204	17	52-195-3	9-18-1	142	0	70-337	
GOTHAM BOWL • THE POLO GROUNDS • NEW YORK, N.Y.																			
12/9	Utah State	W	24-9	15,123	—	10	14	26-113-2	14-30-1	153	1	56-266	10	33-153-1	3-14-3	41	0	47-194	

1962 JOHN D. BRIDGERS 4-6 • 3-4 SWC

Team Captain: Robert Burk

					AP RANK		BAYLOR						OPPONENT						
							RUSHING		PASSING		TOTAL		RUSHING		PASSING		TOTAL		
DATE	OPPONENT	RESULT		ATTEND	BU	OPP	FD	ATT-YDS-TD	C-A-I	YDS	TD	NO-YDS	FD	ATT-YDS-TD	C-A-I	YDS	TD	NO-YDS	TV
9/22	at Houston	L	0-19	32,000	—	—	14	34-21-0	12-32-5	151	0	66-172	13	46-103-3	7-10-2	96	0	56-199	
9/29	PITTSBURGH	L	14-24	25,000	—	—	16	29-84-0	14-29-1	194	2	58-278	23	72-353-2	2-6-0	21	1	78-374	
10/13	* at Arkansas	L	21-28	32,000	—	8	19	37-46-1	16-27-1	224	2	64-270	20	58-188-4	11-16-1	145	0	74-333	
10/20	* TEXAS TECH	W	28-6	16,000	—	—	19	54-292-3	12-21-1	114	1	76-406	10	32-90-0	10-23-3	88	1	55-178	
10/27	* TEXAS A&M (HC)	L	3-6	35,000	—	—	14	38-91-0	14-26-1	158	0	64-249	12	45-118-0	2-15-1	61	0	60-179	
11/3	* at TCU	L	26-28	20,000	—	—	14	32-71-1	13-27-0	208	2	59-279	21	47-171-2	14-26-1	192	2	73-363	
11/10	* TEXAS	L	12-27	30,000	—	5	18	24-63-1	20-37-1	235	1	61-298	25	59-242-2	11-24-0	195	2	83-437	
11/17	at Air Force	W	10-3	18,600	—	—	13	39-105-0	9-17-1	131	1	56-236	13	59-175-0	4-19-4	38	0	78-213	
11/24	* at SMU	W	17-13	12,000	—	—	19	56-230-1	6-12-1	54	1	68-284	15	45-188-2	7-16-2	78	0	61-266	
12/1	* RICE	W	28-15	16,000	—	—	21	35-166-2	17-26-2	245	2	61-411	16	42-142-0	10-27-2	113	2	69-255	

ALL-TIME RESULTS

1963 JOHN D. BRIDGERS — 8-3 • 6-1 SWC — 20TH UPI

Team Captain: Bobby Crenshaw, Don Trull

					AP RANK		BAYLOR RUSHING		BAYLOR PASSING			BAYLOR TOTAL	OPPONENT RUSHING		OPPONENT PASSING			OPPONENT TOTAL	
DATE		OPPONENT	RESULT	ATTEND	BU	OPP	FD	ATT-YDS-TD	C-A-I	YDS	TD	NO-YDS	FD	ATT-YDS-TD	C-A-I	YDS	TD	NO-YDS	TV
9/28		HOUSTON	W 27-0	20,000	—	—	20	42-220-4	14-24-0	144	0	66-364	9	32-71-0	14-25-0	112	0	57-183	
10/5		Oregon St. (Portland, Ore.)	L 15-22	24,342	—	—	19	40-125-1	16-28-1	246	1	68-371	17	39-156-2	11-22-1	190	1	61-346	
10/12	*	ARKANSAS	W 14-10	33,000	—	—	18	35-55-0	21-34-2	241	2	69-296	13	41-99-1	10-21-1	126	0	62-225	
10/19	*	at Texas Tech	W 21-17	32,000	—	—	17	37-115-0	19-32-2	262	3	69-377	9	49-153-0	2-6-1	16	1	55-169	
10/26	*	at Texas A&M	W 34-7	21,000	—	—	19	34-133-1	19-39-3	244	4	73-377	7	36-62-1	10-28-1	108	0	64-170	
11/2	*	TCU (HC)	W 32-13	36,000	—	—	27	39-157-4	20-40-0	273	1	79-430	11	35-154-1	7-14-1	62	1	49-216	
11/9	*	at Texas	L 0-7	64,530	—	1	13	18-6-0	19-39-2	204	0	57-210	17	63-242-1	5-8-0	60	0	71-302	
11/16		KENTUCKY	L 7-19	18,000	—	—	19	42-112-0	17-30-3	248	1	72-360	13	39-102-1	7-15-1	171	1	54-273	
11/30	*	at Rice	W 21-12	40,000	—	—	17	38-104-3	18-33-0	187	0	71-291	16	37-207-1	8-17-1	161	1	54-368	
12/7	*	SMU	W 20-6	26,000	—	—	20	40-164-2	14-21-0	110	1	61-274	14	44-138-1	8-20-0	94	0	64-232	
BLUEBONNET BOWL • RICE STADIUM • HOUSTON, TEXAS																			
12/21		LSU	W 14-7	50,000	—	—	27	42-130-0	26-37-1	130	2	79-255	4	32-95-1	1-5-0	13	0	37-108	CBS (n)

1964 JOHN D. BRIDGERS — 5-5 • 4-3 SWC

Team Captain: Bobby R. Maples, James W. Rust

					AP RANK		BAYLOR RUSHING		BAYLOR PASSING			BAYLOR TOTAL	OPPONENT RUSHING		OPPONENT PASSING			OPPONENT TOTAL	
DATE		OPPONENT	RESULT	ATTEND	BU	OPP	FD	ATT-YDS-TD	C-A-I	YDS	TD	NO-YDS	FD	ATT-YDS-TD	C-A-I	YDS	TD	NO-YDS	TV
9/26		at Washington	L 14-35	57,302	—	7	16	26-(-11)-0	20-42-1	327	2	68-316	15	51-188-4	9-13-0	95	0	64-283	
10/3		OREGON STATE	L 6-13	23,000	—	—	15	25-47-0	16-35-2	261	1	59-308	14	45-196-1	9-13-1	117	0	58-313	
10/10	*	Arkansas (Little Rock, Ark.)	L 6-17	41,000	—	9	12	17-89-0	11-22-3	155	1	39-244	20	74-257-2	6-11-1	85	0	85-342	
10/17	*	TEXAS TECH	W 28-10	19,165	—	—	19	43-169-3	13-25-1	197	1	68-366	17	50-175-1	8-18-2	94	0	68-269	
10/24	*	TEXAS A&M (HC)	W 20-16	29,687	—	—	18	36-98-1	17-30-3	229	1	66-327	15	47-199-2	6-16-1	72	0	63-271	
10/31	*	at TCU	L 14-17	22,119	—	—	10	16-57-0	11-21-1	154	2	37-211	23	73-288-1	6-14-0	72	1	87-360	
11/7	*	TEXAS	L 14-20	39,686	—	6	18	35-(-21)-0	20-33-4	266	2	68-245	13	46-138-1	7-12-0	107	1	58-245	
11/14		at Kentucky	W 17-15	28,000	—	—	14	44-216-2	8-21-3	95	0	65-311	14	36-155-2	9-19-2	120	0	55-275	
11/21	*	at SMU	W 16-13	15,000	—	—	15	49-121-1	11-24-2	148	1	73-269	7	41-118-1	2-13-1	23	0	54-141	
11/28	*	RICE	W 27-20	22,338	—	—	15	38-69-2	14-29-1	191	2	67-260	13	49-203-3	3-11-1	67	0	60-270	

1965 JOHN D. BRIDGERS — 5-5 • 3-4 SWC

Team Captain: Mike V. Bourland, Bill Ferguson

					AP RANK		BAYLOR RUSHING		BAYLOR PASSING			BAYLOR TOTAL	OPPONENT RUSHING		OPPONENT PASSING			OPPONENT TOTAL	
DATE		OPPONENT	RESULT	ATTEND	BU	OPP	FD	ATT-YDS-TD	C-A-I	YDS	TD	NO-YDS	FD	ATT-YDS-TD	C-A-I	YDS	TD	NO-YDS	TV
9/18		at Auburn	W 14-8	25,000	—	—	13	41-70-1	17-30-1	205	1	71-275	8	31-85-0	8-18-0	154	1	49-239	
9/25		WASHINGTON	W 17-14	22,000	—	—	19	40-117-0	19-35-1	271	2	75-388	10	42-85-1	9-21-1	108	1	63-193	
10/2		at Florida State	L 7-9	28,900	—	—	15	44-146-0	12-33-2	151	1	77-297	8	35-89-0	10-29-2	160	1	64-249	
10/9	*	ARKANSAS	L 7-38	33,246	—	3	6	28-52-0	9-23-6	79	1	51-131	22	59-201-3	4-17-1	89	1	76-290	
10/23	*	at Texas A&M	W 31-0	26,000	—	—	24	49-190-2	20-27-0	286	2	76-476	7	28-41-0	9-22-0	58	0	63-99	
10/30	*	TCU (HC)	L 7-10	32,000	—	—	15	31-79-1	15-36-4	175	0	67-254	12	47-125-0	11-15-1	94	1	62-219	
11/6	*	at Texas	L 14-35	57,500	—	—	20	35-102-1	18-47-4	224	1	82-326	21	58-230-1	11-20-0	197	4	78-427	
11/13	*	at Texas Tech	L 22-34	45,619	—	—	18	38-150-2	16-34-3	184	1	72-334	20	45-156-2	19-33-2	258	3	78-414	
11/20	*	SMU	W 20-10	20,000	—	—	17	39-66-0	18-38-2	166	1	77-232	13	44-100-1	8-23-4	55	0	67-155	
11/27	*	at Rice	W 17-13	20,000	—	—	18	44-164-2	13-22-2	128	0	66-292	18	41-137-0	14-24-1	179	2	68-316	

1966 JOHN D. BRIDGERS — 5-5 • 3-4 SWC

Team Captain: Dwight Hood, Terry Southall

					AP RANK		BAYLOR RUSHING		BAYLOR PASSING			BAYLOR TOTAL	OPPONENT RUSHING		OPPONENT PASSING			OPPONENT TOTAL	
DATE		OPPONENT	RESULT	ATTEND	BU	OPP	FD	ATT-YDS-TD	C-A-I	YDS	TD	NO-YDS	FD	ATT-YDS-TD	C-A-I	YDS	TD	NO-YDS	TV
9/10		SYRACUSE	W 35-12	31,000	—	7	16	33-52-0	15-30-0	258	5	63-310	16	46-154-1	11-20-1	89	1	66-243	ABC
9/24		COLORADO	L 7-13	29,000	10	—	17	31-72-0	18-38-4	170	1	69-242	13	52-175-2	6-17-1	94	0	69-269	
10/1		at Washington State	W 20-14	19,775	—	—	19	42-204-2	11-25-3	180	1	67-384	14	46-119-1	12-21-2	115	0	67-234	
10/8	*	at Arkansas	W 7-0	39,518	—	5	17	35-112-0	13-33-2	161	1	68-273	20	49-180-0	10-29-0	112	0	78-292	
10/22	*	TEXAS A&M (HC)	L 13-17	33,481	—	—	15	25-98-1	15-36-5	199	1	61-297	19	53-129-1	16-26-1	156	1	79-285	
10/29	*	at TCU	L 0-6	24,848	—	—	16	36-88-0	15-37-3	157	0	73-245	9	41-140-0	3-15-1	16	0	56-156	
11/5	*	TEXAS	L 14-26	37,511	—	—	13	28-76-0	25-36-0	188	2	64-264	18	59-333-4	5-8-1	59	0	67-392	
11/12	*	at Texas Tech	W 29-14	28,965	—	—	22	51-126-2	24-42-3	219	2	93-345	11	31-107-1	11-35-2	115	1	66-222	
11/19	*	at SMU	L 22-24	30,000	—	—	29	36-103-1	29-50-2	350	2	86-453	16	51-258-1	4-16-3	114	0	67-372	
11/26	*	RICE	W 21-14	17,216	—	—	15	30-87-1	18-36-1	244	2	66-331	19	51-154-2	11-22-2	160	0	73-314	

ALL-TIME RESULTS

1967 JOHN D. BRIDGERS — 1-8-1 • 0-6-1 SWC

Team Captain: Greg Pipes, Randy Behringer

					AP RANK		BAYLOR						OPPONENT						
							RUSHING		PASSING			TOTAL		RUSHING		PASSING		TOTAL	
DATE	OPPONENT	RESULT		ATTEND	BU	OPP	FD	ATT-YDS-TD	C-A-I	YDS	TD	NO-YDS	FD	ATT-YDS-TD	C-A-I	YDS	TD	NO-YDS	TV
9/16	at Colorado	L	7-27	31,400	—	10	10	49-107-0	8-20-3	106	1	69-213	19	43-211-4	13-27-1	164	0	70-375	
9/23	at Syracuse	L	0-7	31,457	—	—	10	28-4-0	12-31-1	113	0	59-117	22	57-243-1	11-20-2	111	0	77-324	
10/7	WASHINGTON STATE	W	10-7	20,000	—	—	11	53-172-0	6-17-1	79	1	66-251	17	49-171-1	9-24-5	116	0	73-287	
10/14	* ARKANSAS	T	10-10	32,000	—	—	15	48-181-1	7-21-2	117	0	69-298	15	52-169-1	8-12-1	89	0	64-258	
10/28	* at Texas A&M	L	3-21	37,720	—	—	21	40-118-0	20-36-6	282	0	76-400	12	50-151-1	7-12-0	105	2	62-256	
11/4	* TCU (HC)	L	7-29	25,000	—	—	12	43-73-0	10-25-3	197	1	68-270	30	72-404-4	9-22-3	133	0	94-537	
11/11	* at Texas	L	0-24	34,000	—	—	11	34-52-0	10-34-3	136	0	68-188	18	57-159-2	13-28-4	244	1	85-403	
11/18	* at Texas Tech	L	29-31	34,000	—	—	27	48-235-0	15-27-2	213	4	75-448	19	48-217-3	14-21-0	233	1	69-450	
11/25	* SMU	L	10-16	20,000	—	—	21	46-158-1	14-24-2	179	0	70-337	19	27-76-2	25-35-1	268	0	62-344	
12/2	* at Rice	L	25-27	18,000	—	—	22	48-186-0	14-30-2	123	2	78-309	18	52-236-4	8-21-2	89	0	73-325	

1968 JOHN D. BRIDGERS — 3-7 • 3-4 SWC

Team Captain: Jackie Allen, Pinkie Palmer

					AP RANK		BAYLOR						OPPONENT						
							RUSHING		PASSING			TOTAL		RUSHING		PASSING		TOTAL	
DATE	OPPONENT	RESULT		ATTEND	BU	OPP	FD	ATT-YDS-TD	C-A-I	YDS	TD	NO-YDS	FD	ATT-YDS-TD	C-A-I	YDS	TD	NO-YDS	TV
9/21	at Indiana	L	36-40	44,382	—	15	26	52-152-3	17-37-3	236	1	89-388	30	60-348-3	15-21-2	260	2	81-608	
9/28	at Michigan State	L	10-28	64,826	—	—	21	44-146-1	15-32-3	197	0	76-343	20	61-223-3	9-17-2	197	1	78-420	
10/5	at LSU	L	16-48	67,931	—	10	14	36-121-0	9-31-3	104	1	67-225	25	69-259-5	11-18-0	156	1	87-415	
10/12	* at Arkansas	L	19-35	41,000	—	14	24	55-186-2	17-28-2	214	1	83-400	22	41-159-3	22-35-2	260	1	76-419	
10/26	* TEXAS A&M (HC)	W	10-9	40,000	—	—	17	54-230-0	11-28-1	158	1	82-388	24	30-129-0	22-49-3	278	1	79-407	
11/2	* at TCU	L	14-47	23,078	—	—	18	27-90-1	17-42-7	234	1	69-324	24	74-305-6	4-7-0	58	0	81-363	
11/9	* TEXAS	L	26-47	33,000	—	10	19	43-182-2	13-29-1	200	1	92-382	38	82-557-7	5-15-2	100	0	95-657	
11/16	* TEXAS TECH	W	42-28	20,000	—	—	27	54-244-4	17-33-3	219	2	87-463	17	54-135-3	6-18-2	71	1	72-206	
11/23	* at SMU	L	17-33	22,000	—	—	19	41-60-0	14-39-5	197	1	80-257	29	44-164-2	26-51-2	348	3	95-512	
11/30	* RICE	W	16-7		—	—	14	59-287-2	3-16-2	27	0	72-314	18	70-317-1	1-3-0	(-3)	0	73-314	

BILL BEALL — 1969-1971 — 3-28

1969 BILL BEALL — 0-10 • 0-7 SWC

Team Captain: Gordon Utgard, Ed Marsh

					AP RANK		BAYLOR						OPPONENT						
							RUSHING		PASSING			TOTAL		RUSHING		PASSING		TOTAL	
DATE	OPPONENT	RESULT		ATTEND	BU	OPP	FD	ATT-YDS-TD	C-A-I	YDS	TD	NO-YDS	FD	ATT-YDS-TD	C-A-I	YDS	TD	NO-YDS	TV
9/20	KANSAS STATE	L	15-45	30,000	—	—	7	23-27-0	12-35-2	110	0	58-137	23	63-312-3	18-29-1	173	3	92-485	
9/27	at Georgia Tech	L	10-17	37,776	—	—	11	41-31-0	12-26-3	217	1	67-248	14	46-144-0	11-22-2	111	1	68-255	
10/4	at LSU	L	8-63	65,000	—	16	15	33-20-0	15-38-3	192	1	71-212	30	71-349-8	15-23-0	195	1	94-544	
10/11	* ARKANSAS	L	7-21	30,000	—	3	13	53-116-1	8-24-1	87	0	77-203	17	57-213-3	7-14-2	133	0	71-346	
10/25	* at Texas A&M	L	0-24	37,190	—	—	7	43-123-0	7-23-4	64	0	66-187	18	62-235-2	8-23-0	103	0	85-338	
11/1	* TCU (HC)	L	14-31	25,000	—	—	12	46-192-2	6-24-2	92	0	70-284	23	54-286-2	19-30-2	214	2	84-500	
11/8	* at Texas	L	14-56	51,000	—	2	12	38-93-2	8-27-5	110	0	63-203	31	67-388-7	12-23-0	167	1	90-555	
11/15	* at Texas Tech	L	7-41	32,000	—	—	9	52-144-1	3-14-2	36	0	66-180	20	54-172-2	14-30-1	151	3	84-323	
11/22	* SMU	L	6-12	20,000	—	—	16	49-181-0	9-22-3	101	0	71-282	20	45-208-1	19-37-2	193	0	82-401	
11/29	* at Rice	L	6-34	17,000	—	—	16	43-157-0	12-29-6	112	1	72-263	14	52-207-5	16-27-2	191	0	79-398	

1970 BILL BEALL — 2-9 • 1-6 SWC

Team Captain: Derek Davis, David Jones

					AP RANK		BAYLOR						OPPONENT						
							RUSHING		PASSING			TOTAL		RUSHING		PASSING		TOTAL	
DATE	OPPONENT	RESULT		ATTEND	BU	OPP	FD	ATT-YDS-TD	C-A-I	YDS	TD	NO-YDS	FD	ATT-YDS-TD	C-A-I	YDS	TD	NO-YDS	TV
9/11	at Missouri	L	0-38	32,000	—	11	11	42-46-0	6-21-2	75	0	63-121	22	50-207-3	15-32-0	220	2	82-421	
9/19	at Army	W	10-7	36,539	—	—	9	63-212-1	2-11-0	5	0	74-217	15	35-89-0	15-32-3	194	1	67-283	
9/26	PITTSBURGH	L	10-15	20,000	—	—	13	46-135-1	7-15-0	49	0	61-184	24	62-207-2	12-21-2	162	0	83-369	
10/3	at LSU	L	10-31	60,000	—	—	10	32-104-0	9-22-1	116	1	54-220	29	57-184-3	22-39-1	357	1	96-541	
10/10	* Arkansas (Little Rock, Ark.)	L	7-41	53,000	—	10	11	26-40-0	14-38-1	175	1	64-215	24	63-226-3	14-29-1	171	1	92-397	
10/24	* TEXAS A&M (HC)	W	29-24	41,000	—	—	19	41-110-2	14-29-3	211	1	70-321	19	58-121-2	11-18-2	201	2	76-322	
10/31	* at TCU	L	17-24	21,817	—	—	10	38-55-0	7-29-3	213	1	67-268	16	71-274-3	4-13-2	40	0	84-314	
11/7	* TEXAS	L	14-21	36,000	—	1	15	50-148-0	6-18-1	114	1	68-262	17	66-244-3	3-9-0	65	0	75-309	
11/14	* TEXAS TECH	L	3-7	19,000	—	—	10	49-116-0	5-15-0	81	0	64-197	19	64-267-0	8-15-1	71	1	79-338	
11/21	* at SMU	L	10-23	22,963	—	—	10	53-187-1	2-21-4	21	0	74-208	13	41-63-3	20-36-3	286	0	77-349	
11/28	* RICE	L	23-28	22,000	—	—	22	54-220-1	11-24-4	166	2	78-386	16	47-203-3	10-20-1	107	0	67-310	

ALL-TIME RESULTS

1971 BILL BEALL 1-9 • 0-7 SWC

Team Captain: Gary Sutton, Phil Beall, Glen Chmelar

					AP RANK		BAYLOR RUSHING	BAYLOR PASSING			BAYLOR TOTAL	OPPONENT RUSHING	OPPONENT PASSING			OPPONENT TOTAL	
DATE	OPPONENT	RESULT		ATTEND	BU	OPP	FD ATT-YDS-TD	C-A-I	YDS	TD	NO-YDS	FD ATT-YDS-TD	C-A-I	YDS	TD	NO-YDS	TV
9/18	at Kansas	L	0-22	32,500	—	—	12 54-91-0	3-17-3	45	0	71-136	17 55-177-1	8-15-0	96	1	70-273	
9/25	INDIANA	W	10-0	27,500	—	—	9 47-154-0	3-16-2	41	0	63-195	12 51-94-0	9-28-1	96	0	79-190	
10/1	at Miami, Fla.	L	15-41	26,876	—	—	11 34-69-1	7-28-4	81	1	62-151	20 56-208-3	10-24-1	161	1	80-369	
10/9	* ARKANSAS	L	7-35	33,000	—	17	11 49-172-0	2-14-5	74	1	63-246	23 59-270-3	11-20-3	188	2	79-458	
10/23	* at Texas A&M	L	9-10	28,662	—	—	7 45-107-1	2-7-0	34	0	52-141	11 57-189-1	4-12-1	39	0	61-228	
10/30	* TCU (HC)	L	27-34	30,000	—	—	16 52-209-4	5-12-1	94	0	64-303	23 67-330-3	2-5-2	21	2	72-351	
11/6	* at Texas	L	0-24	58,000	—	15	7 37-39-0	4-17-2	63	0	54-102	19 67-306-3	3-10-0	24	0	77-330	
11/13	* at Texas Tech	L	0-27	32,169	—	—	5 40-83-0	1-12-3	5	0	52-88	27 62-215-2	15-28-2	184	1	90-399	
11/20	* SMU	L	6-20	25,000	—	—	9 43-70-1	3-11-1	76	0	54-146	15 48-163-0	10-18-1	108	2	66-271	
11/27	* at Rice	L	0-23	15,000	—	—	14 44-156-0	2-20-4	38	0	64-194	22 56-157-0	17-31-1	204	2	87-361	

GRANT TEAFF 1972-1992 128-105-6

1972 GRANT TEAFF 5-6 • 3-4 SWC

Team Captain: Harold Rodgers, Ira Dean, Tommy Stewart, Gene Wilson, Roger Goree, Glen Chmelar

					AP RANK		BAYLOR RUSHING	BAYLOR PASSING			BAYLOR TOTAL	OPPONENT RUSHING	OPPONENT PASSING			OPPONENT TOTAL	
DATE	OPPONENT	RESULT		ATTEND	BU	OPP	FD ATT-YDS-TD	C-A-I	YDS	TD	NO-YDS	FD ATT-YDS-TD	C-A-I	YDS	TD	NO-YDS	TV
9/16	at Georgia	L	14-24	53,201	—	16	20 39-131-1	18-32-1	183	0	71-314	12 45-132-2	5-12-0	135	1	57-267	
9/23	at Missouri	W	27-0	42,000	—	—	14 62-229-2	7-11-0	72	1	73-301	15 53-134-0	5-19-4	111	0	72-245	
10/7	MIAMI, FLA.	W	10-3	35,000	—	—	20 53-208-0	12-16-0	136	1	69-344	19 47-247-0	12-30-2	159	0	77-386	
10/14	* at Arkansas	L	20-31	41,670	—	20	11 44-139-2	9-21-4	124	1	65-263	22 56-259-3	11-28-1	140	1	84-399	
10/21	at Oklahoma State	L	7-20	39,000	—	—	14 57-107-1	10-21-3	112	0	78-219	12 66-195-1	1-5-0	27	1	71-222	
10/28	* TEXAS A&M (HC)	W	15-13	40,000	—	—	13 56-156-1	6-16-2	77	0	72-233	10 41-130-1	8-24-2	113	0	65-243	
11/4	* at TCU	W	42-9	22,925	—	—	21 57-169-5	16-27-2	232	1	84-401	7 45-109-1	6-19-6	44	0	64-153	
11/11	* TEXAS	L	3-17	48,394	—	9	15 52-141-0	7-20-2	87	0	72-228	16 58-263-2	3-14-0	33	0	72-296	
11/18	* TEXAS TECH	L	7-13	18,000	—	—	19 47-213-0	5-16-2	60	1	63-273	20 72-329-1	1-6-0	18	0	78-347	
11/25	* at SMU	L	7-12	18,035	—	—	18 50-223-1	5-11-1	53	0	61-276	19 59-217-2	5-10-1	78	0	69-295	
12/2	* RICE	W	28-14	26,000	—	—	20 58-192-3	9-11-0	87	1	69-279	18 33-113-0	15-32-2	157	1	65-270	

1973 GRANT TEAFF 2-9 • 0-7 SWC

Team Captain: Richard Mason, Cary Dorman

					AP RANK		BAYLOR RUSHING	BAYLOR PASSING			BAYLOR TOTAL	OPPONENT RUSHING	OPPONENT PASSING			OPPONENT TOTAL	
DATE	OPPONENT	RESULT		ATTEND	BU	OPP	FD ATT-YDS-TD	C-A-I	YDS	TD	NO-YDS	FD ATT-YDS-TD	C-A-I	YDS	TD	NO-YDS	TV
9/15	OKLAHOMA	L	14-42	46,000	—	11	10 46-120-0	9-22-3	113	2	68-233	25 72-480-5	3-7-0	39	0	79-519	
9/22	at Pittsburgh	W	20-14	28,332	—	—	24 77-323-3	5-5-0	68	0	82-391	15 39-174-1	10-16-0	99	1	55-273	
9/29	at Colorado	L	28-52	48,041	—	—	15 52-229-1	14-29-2	168	3	81-397	20 43-270-2	12-20-1	224	4	63-454	
10/6	FLORIDA STATE	W	21-14	22,025	—	—	12 54-307-3	4-8-0	45	0	62-352	14 45-183-0	12-29-3	179	2	74-362	
10/13	* ARKANSAS	L	7-13	28,000	—	—	25 43-165-1	23-36-2	342	0	79-507	15 59-354-2	1-3-0	9	0	62-363	
10/27	* at Texas A&M	L	22-28	44,182	—	—	15 43-126-1	8-17-0	139	2	60-265	20 69-312-3	2-3-0	21	0	72-333	
11/3	* TCU (HC)	L	28-34	30,257	—	—	21 43-110-1	20-34-2	336	3	77-446	21 68-315-5	5-10-2	92	0	78-407	
11/10	* at Texas	L	6-42	64,500	—	13	21 36-110-0	16-30-3	178	1	66-288	26 62-420-6	7-13-1	70	0	75-490	
11/17	* at Texas Tech	L	24-55	35,102	—	12	29 46-190-1	22-40-1	290	2	86-480	23 57-412-5	7-12-0	128	3	69-540	ABC (r)
11/24	* SMU	L	22-38	23,000	—	—	20 53-267-2	8-20-3	106	1	73-373	23 58-342-3	3-6-0	110	1	64-452	
12/1	* at Rice	L	0-27	14,000	—	—	19 40-200-0	13-29-2	198	0	69-398	20 47-150-1	16-30-2	228	2	77-378	

1974 GRANT TEAFF 8-4 • 6-1 SWC SOUTHWEST CONFERENCE CHAMPIONS • 14TH AP • 14TH UPI

Team Captain: Derrel Luce, Neal Jeffrey, Aubrey Schulz, Joe Johnson

					AP RANK		BAYLOR RUSHING	BAYLOR PASSING			BAYLOR TOTAL	OPPONENT RUSHING	OPPONENT PASSING			OPPONENT TOTAL	
DATE	OPPONENT	RESULT		ATTEND	BU	OPP	FD ATT-YDS-TD	C-A-I	YDS	TD	NO-YDS	FD ATT-YDS-TD	C-A-I	YDS	TD	NO-YDS	TV
9/14	at Oklahoma	L	11-28	61,826	—	1	12 52-128-0	9-17-3	93	1	69-221	25 63-438-4	6-11-0	116	0	74-554	
9/21	at Missouri	L	21-28	43,752	—	—	16 48-142-1	10-17-1	97	1	65-239	18 57-281-2	8-15-1	63	1	72-344	
9/28	OKLAHOMA STATE	W	31-14	30,000	—	12	17 48-156-1	10-20-0	167	3	68-323	9 44-85-1	8-16-0	97	0	60-182	
10/5	at Florida State	W	21-17	25,262	—	—	18 48-227-3	9-20-2	116	0	68-343	15 43-159-2	15-26-0	140	0	69-299	
10/12	* at Arkansas	W	21-17	43,300	—	14	18 54-207-2	11-16-0	128	1	60-335	13 59-225-1	2-4-0	72	1	63-297	
10/26	* TEXAS A&M (HC)	L	0-20	51,200	—	8	4 30-105-0	4-12-3	44	0	42-149	18 61-310-1	5-9-0	35	0	70-345	
11/2	* at TCU	W	21-7	18,792	—	—	18 52-173-2	10-17-0	165	1	69-338	20 39-144-0	17-29-2	256	1	68-400	
11/9	* TEXAS	W	34-24	43,100	—	12	24 46-125-2	20-32-2	351	2	78-476	17 58-273-3	4-31-3	54	0	71-327	
11/16	* TEXAS TECH	W	17-10	32,000	—	20	18 57-211-2	7-13-1	97	0	90-308	13 50-185-1	3-12-1	16	0	62-201	
11/23	* at SMU	W	31-14	40,168	16	—	22 53-279-4	12-18-0	173	0	71-452	15 48-150-1	8-20-2	134	1	68-284	
11/30	* RICE	W	24-3	40,500	16	—	19 58-223-3	9-18-2	168	0	76-391	13 42-108-0	9-28-2	138	0	70-246	
COTTON BOWL • COTTON BOWL STADIUM • DALLAS, TEXAS																	
1/1	Penn State	L	20-41	68,500	12	7	16 42-138-1	10-23-2	175	2	65-313	21 56-265-3	10-20-	226	1	76-491	CBS (n)

ALL-TIME RESULTS

1975 GRANT TEAFF 3-6-2 • 2-5 SWC

Team Captain: Tim Black, Mark Jackson, Warton Foster, Pat McNeil

					AP RANK		BAYLOR RUSHING		BAYLOR PASSING			BAYLOR TOTAL	OPPONENT RUSHING		OPPONENT PASSING			OPPONENT TOTAL	
DATE	OPPONENT	RESULT		ATTEND	BU	OPP	FD	ATT-YDS-TD	C-A-I	YDS	TD	NO-YDS	FD	ATT-YDS-TD	C-A-I	YDS	TD	NO-YDS	TV
9/6	OLE MISS	W	20-10	43,600	—	—	21	53-340-2	7-16-2	67	0	69-407	10	40-85-1	10-14-0	107	0	54-192	
9/20	AUBURN	T	10-10	46,300	—	—	13	47-148-0	9-21-0	102	1	68-250	18	54-245-0	5-14-2	63	0	68-308	
9/27	at Michigan	T	14-14	104,248	—	9	21	60-221-2	11-20-0	117	0	80-338	15	60-221-2	3-10-2	53	0	63-216	
10/4	at South Carolina	L	13-24	44,192	18	—	24	57-330-0	9-18-2	87	1	75-417	21	56-302-3	7-15-0	79	0	71-381	
10/11	* ARKANSAS	L	3-41	47,200	—	—	21	52-210-0	10-27-2	134	0	79-344	20	68-460-6	1-6-0	16	0	74-476	
10/25	* at Texas A&M	L	10-19	53,693	—	5	9	41-62-0	5-12-1	111	1	53-173	17	66-245-1	3-8-1	42	0	74-287	
11/1	* TCU (HC)	W	24-6	41,500	—	—	25	57-371-2	5-13-3	103	1	70-474	19	41-169-0	11-20-1	135	1	61-302	
11/8	* at Texas	L	21-37	75,500	—	7	19	47-155-2	11-20-2	189	1	67-344	21	68-311-5	2-5-0	45	0	73-356	
11/15	* at Texas Tech	L	10-33	36,594	—	—	13	40-205-1	10-19-0	97	0	59-302	27	72-346-3	5-11-1	50	0	83-396	ABC (r)
11/22	* SMU	L	31-34	27,300	—	—	22	65-359-4	5-7-0	144	0	72-503	29	56-261-1	14-27-1	227	4	83-488	
11/29	* at Rice	W	25-7	10,000	—	—	23	76-321-1	6-15-0	87	1	91-408	10	25-77-1	8-24-4	79	0	49-156	

1976 GRANT TEAFF 7-3-1 • 4-3-1 SWC — TIED 19TH UPI

Team Captain: Flynn Bucy, James Tipton

					AP RANK		BAYLOR RUSHING		BAYLOR PASSING			BAYLOR TOTAL	OPPONENT RUSHING		OPPONENT PASSING			OPPONENT TOTAL	
DATE	OPPONENT	RESULT		ATTEND	BU	OPP	FD	ATT-YDS-TD	C-A-I	YDS	TD	NO-YDS	FD	ATT-YDS-TD	C-A-I	YDS	TD	NO-YDS	TV
9/11	* HOUSTON	L	5-23	37,500	—	—	13	44-176-0	7-15-2	67	0	59-243	16	62-254-4	5-12-0	47	0	74-301	ABC (r)
9/18	at Auburn	W	15-14	50,000	—	—	22	51-136-1	14-27-0	142	1	78-278	16	46-187-0	9-16-0	172	2	62-359	
9/25	at Illinois	W	34-19	44,481	—	14	21	67-272-4	3-15-1	28	0	82-300	16	42-149-1	10-28-2	132	2	70-281	
10/2	SOUTH CAROLINA	W	18-17	34,500	—	—	21	46-161-1	12-18-1	147	1	64-308	15	62-182-2	5-12-0	49	0	74-231	
10/9	* SMU	W	27-20	25,000	—	—	25	72-319-3	8-20-1	70	0	92-389	9	32-75-3	7-15-0	145	0	47-220	
10/16	* at Texas A&M	L	0-24	52,241	—	—	16	48-93-0	9-30-3	91	0	78-184	12	50-177-1	6-13-1	79	1	63-256	
11/6	* ARKANSAS (HC)	T	7-7	47,900	—	12	16	53-175-1	9-15-0	91	0	68-266	11	49-154-0	1-3-0	41	1	52-195	
11/13	* at Rice	W	38-6	10,000	—	—	25	72-267-4	18-31-0	256	1	103-513	12	12-(-2)-0	12-34-1	155	0	46-153	
11/20	* TEXAS	W	20-10	45,500	—	—	18	63-198-1	7-17-1	94	1	80-292	7	37-14-0	4-6-1	138	0	43-152	
11/27	* at TCU	W	24-19	11,480	—	—	20	56-215-1	8-18-2	72	2	74-287	18	42-107-0	17-30-0	230	2	72-337	
12/4	* at Texas Tech	L	21-24	37,105	18	9	21	54-251-2	14-21-1	160	1	75-411	13	41-223-3	9-16-1	122	0	57-345	

1977 GRANT TEAFF 5-6 • 3-5 SWC

Team Captain: Tommy Davidson, Gary Hutchinson, Gary Blair, Ron Burns

					AP RANK		BAYLOR RUSHING		BAYLOR PASSING			BAYLOR TOTAL	OPPONENT RUSHING		OPPONENT PASSING			OPPONENT TOTAL	
DATE	OPPONENT	RESULT		ATTEND	BU	OPP	FD	ATT-YDS-TD	C-A-I	YDS	TD	NO-YDS	FD	ATT-YDS-TD	C-A-I	YDS	TD	NO-YDS	TV
9/10	* TEXAS TECH	L	7-17	38,604	—	8	9	45-192-1	5-11-1	32	0	56-224	13	46-242-1	6-12-0	29	1	58-272	
9/17	KENTUCKY	W	21-6	30,000	—	—	18	57-189-2	10-17-0	80	0	74-269	21	56-218-1	8-17-0	69	0	83-287	
9/24	at Nebraska	L	10-31	76,231	—	14	9	35-77-0	9-27-2	105	1	62-182	18	66-300-2	8-18-0	114	1	84-414	
10/1	* at Houston	L	24-28	37,421	—	19	19	50-151-0	9-14-0	102	3	64-253	21	60-303-2	4-11-0	120	2	71-423	
10/8	* SMU	W	9-6	30,300	—	—	23	65-372-0	6-17-1	47	0	82-419	12	41-141-0	5-18-0	21	0	59-162	
10/15	* TEXAS A&M	L	31-38	45,000	—	13	13	54-226-4	9-23-3	82	0	77-308	16	65-313-2	4-10-1	94	3	75-407	
10/22	AIR FORCE (HC)	W	38-7	30,350	—	—	22	53-335-2	12-21-1	141	2	74-476	21	36-75-0	22-41-5	311	1	77-386	
11/5	* Arkansas (Little Rock)	L	9-35	53,620	—	8	12	59-171-1	5-14-2	34	0	73-205	15	41-97-1	14-25-1	223	3	66-325	
11/12	* RICE	W	24-14	25,000	—	—	26	66-308-3	13-15-0	151	0	81-459	15	31-79-1	20-37-4	218	1	68-297	
11/19	* at Texas	L	7-29	60,000	—	1	10	40-50-0	6-16-1	132	1	56-182	25	72-310-3	8-14-0	124	1	86-434	ABC (r)
11/26	* TCU	W	48-9	15,000	—	—	25	60-381-5	15-26-1	147	1	86-528	18	42-158-0	9-23-2	97	1	65-255	

1978 GRANT TEAFF 3-8 • 3-5 SWC

Team Captain: Not Available

					AP RANK		BAYLOR RUSHING		BAYLOR PASSING			BAYLOR TOTAL	OPPONENT RUSHING		OPPONENT PASSING			OPPONENT TOTAL	
DATE	OPPONENT	RESULT		ATTEND	BU	OPP	FD	ATT-YDS-TD	C-A-I	YDS	TD	NO-YDS	FD	ATT-YDS-TD	C-A-I	YDS	TD	NO-YDS	TV
9/16	at Georgia	L	14-16	43,000	—	—	19	38-168-1	15-24-0	178	1	62-346	20	58-224-1	5-12-1	60	0	70-284	ABC (r)
9/23	at Kentucky	L	21-25	57,793	—	—	18	39-124-2	17-36-3	249	1	75-373	20	54-187-2	16-26-3	182	1	80-369	
9/30	at Ohio State	L	28-34	87,998	—	13	19	33-156-1	17-34-1	249	3	77-397	26	81-373-3	3-9-2	97	1	90-470	
10/7	* HOUSTON	L	18-20	35,000	—	—	18	50-196-2	15-34-3	171	0	84-367	13	51-201-3	7-14-0	115	0	65-326	
10/14	* SMU	L	21-28	36,500	—	—	19	66-187-3	8-16-1	95	0	82-282	23	29-66-0	32-43-1	335	4	72-401	
10/21	* at Texas A&M	W	24-6	55,458	—	12	12	43-241-1	5-13-0	122	2	56-363	26	59-221-0	13-22-1	140	0	81-361	
10/28	* at TCU	W	28-21	16,722	—	—	24	63-302-3	12-19-3	105	1	82-407	13	44-168-2	15-29-2	139	0	73-307	
11/4	* at Texas Tech	L	9-27	48,895	—	—	14	34-145-0	10-24-3	143	1	58-288	22	71-359-1	8-15-1	147	2	86-506	
11/11	* ARKANSAS (HC)	L	14-27	45,000	—	16	15	41-155-0	11-22-2	156	2	63-311	22	70-241-3	7-11-1	116	0	81-363	
11/18	* at Rice	L	10-24	13,000	—	—	19	60-261-1	6-20-3	39	0	80-300	17	41-113-2	27-37-0	214	0	78-327	
11/25	* TEXAS	W	38-14	31,500	—	9	14	68-196-3	6-16-2	84	2	84-280	13	39-95-0	9-30-6	116	1	69-211	

ALL-TIME RESULTS

1979 GRANT TEAFF — 8-4 • 5-3 SWC — 14TH AP • 15TH UPI

Team Captain: Mike Singletary, Mickey Elam, Keith Bishop

					AP RANK		BAYLOR RUSHING		BAYLOR PASSING			BAYLOR TOTAL	OPPONENT RUSHING		OPPONENT PASSING			OPPONENT TOTAL	
DATE	OPPONENT	RESULT		ATTEND	BU	OPP	FD	ATT-YDS-TD	C-A-I	YDS	TD	NO-YDS	FD	ATT-YDS-TD	C-A-I	YDS	TD	NO-YDS	TV
9/8	LAMAR	W	20-7	25,000	—	—	24	68-279-2	5-13-0	113	1	81-360	15	32-169-1	15-27-3	132	0	59-301	
9/15	* TEXAS A&M	W	17-7	48,500	—	—	19	77-315-2	2-9-1	36	0	86-351	16	50-191-1	8-14-1	68	0	63-259	
9/22	Alabama (Birmingham, Ala.)	L	0-45	77,512	—	2	6	32-67-0	5-22-6	72	0	54-139	24	82-431-5	2-11-1	16	0	93-447	
9/29	* TEXAS TECH	W	27-17	35,800	—	—	13	51-231-1	4-6-1	55	1	57-286	19	52-218-1	9-28-2	73	1	80-291	
10/6	* at Houston	L	10-13	37,142	—	6	5	41-94-0	3-13-2	100	1	53-194	18	58-226-0	9-13-0	106	1	71-332	
10/13	* at SMU	W	24-21	65,101	—	—	17	59-316-3	7-15-2	154	0	74-470	18	64-220-1	9-16-0	89	1	80-309	
10/20	at Army	W	55-0	32,591	—	—	25	63-331-4	9-19-1	281	3	82-612	18	48-166-0	10-36-5	137	0	84-303	
10/27	* TCU (HC)	W	16-3	36,250	—	—	13	56-193-0	5-15-0	37	0	71-230	13	42-76-0	14-34-2	193	0	76-269	
11/10	* at Arkansas	L	20-29	43,284	17	9	19	60-274-2	7-20-2	147	0	80-421	15	44-143-0	13-28-4	189	2	72-332	
11/17	* RICE	W	45-14	28,500	20	—	28	71-432-5	3-10-0	78	1	81-510	19	42-72-2	15-33-3	188	0	75-260	
11/24	* at Texas	L	0-13	63,288	17	6	2	35-54-0	3-10-2	33	0	45-87	21	62-216-0	12-24-0	270	1	86-486	
PEACH BOWL • ATLANTA-FULTON COUNTY STADIUM • ATLANTA, GA.																			
12/31	Clemson	W	24-18	57,321	19	18	11	45-62-0	8-17-0	172	3	62-234	20	51-67-2	17-34-3	204	0	85-271	CBS (n)

1980 GRANT TEAFF — 10-2 • 8-0 SWC — SOUTHWEST CONFERENCE CHAMPIONS • 14TH AP • 13TH UPI

Team Captain: Mike Singletary, Frank Ditta, Doak Field

					AP RANK		BAYLOR RUSHING		BAYLOR PASSING			BAYLOR TOTAL	OPPONENT RUSHING		OPPONENT PASSING			OPPONENT TOTAL	
DATE	OPPONENT	RESULT		ATTEND	BU	OPP	FD	ATT-YDS-TD	C-A-I	YDS	TD	NO-YDS	FD	ATT-YDS-TD	C-A-I	YDS	TD	NO-YDS	TV
9/13	at Lamar	W	42-7	18,500	—	—	19	56-397-3	12-22-0	259	3	78-656	12	31-37-1	12-42-2	132	0	73-169	
9/20	WEST TEXAS A&M	W	43-15	25,000	—	—	24	64-375-5	15-30-0	231	1	94-579	13	48-225-0	6-25-2	44	1	73-269	
9/27	* at Texas Tech	W	11-3	48,539	—	—	13	53-184-1	6-20-2	89	0	73-273	13	47-(-36)-0	13-30-2	138	0	77-102	
10/4	* HOUSTON	W	24-12	40,000	20	—	22	50-238-2	11-19-2	156	1	69-394	21	58-189-1	9-26-1	160	0	84-349	
10/11	* SMU	W	32-28	35,000	18	20	21	56-176-4	14-26-3	222	0	82-398	19	48-185-1	14-28-3	178	2	76-363	
10/18	* at Texas A&M	W	46-7	69,735	13	—	25	71-306-2	10-19-2	151	4	90-457	12	37-92-1	12-32-2	142	0	59-234	
10/25	* at TCU	W	21-6	22,385	11	—	19	61-286-2	6-16-1	126	1	77-412	25	33-16-1	28-53-4	408	0	86-424	
11/1	SAN JOSE STATE	L	22-30	35,000	10	—	23	65-308-2	8-24-4	172	1	89-480	24	32-157-2	20-44-4	261	2	76-418	
11/8	* ARKANSAS (HC)	W	42-15	46,000	16	—	24	73-367-5	4-11-1	86	1	84-453	11	44-116-0	9-24-3	58	1	68-174	ABC .(r)
11/15	* at Rice	W	16-6	26,000	12	—	18	67-356-1	4-13-0	20	0	87-376	17	42-144-0	16-32-1	133	0	74-277	
11/22	* TEXAS	W	16-0	48,500	11	20	20	71-302-2	4-14-0	70	0	85-372	9	40-35-0	10-21-4	117	0	61-152	
COTTON BOWL • COTTON BOWL STADIUM • DALLAS, TEXAS																			
1/1	Alabama	L	2-30	74,281	6	9	13	35-54-0	12-27-3	104	0	62-158	17	67-241-3	5-12-0	98	0	79-339	CBS (n)

1981 GRANT TEAFF — 5-6 • 3-5 SWC

Team Captain: Vann McElroy, Tommy Tabor, Walter Abercrombie, Jay Jeffrey

					AP RANK		BAYLOR RUSHING		BAYLOR PASSING			BAYLOR TOTAL	OPPONENT RUSHING		OPPONENT PASSING			OPPONENT TOTAL	
DATE	OPPONENT	RESULT		ATTEND	BU	OPP	FD	ATT-YDS-TD	C-A-I	YDS	TD	NO-YDS	FD	ATT-YDS-TD	C-A-I	YDS	TD	NO-YDS	TV
9/5	LAMAR	L	17-18	22,000	—	—	12	46-211-1	4-8-1	16	1	54-227	16	41-142-1	20-37-0	212	1	78-354	
9/12	BOWLING GREEN	W	38-0	20,000	—	—	22	54-282-3	7-18-1	92	2	72-374	16	43-79-0	19-38-4	140	0	81-219	
9/19	La. Tech (Shreveport, La.)	W	28-21	21,000	—	—	21	55-165-3	14-22-1	303	1	77-468	22	33-58-0	30-53-1	307	2	86-365	
9/26	* TEXAS TECH	W	28-15	40,000	—	—	24	59-341-3	12-17-0	211	1	76-552	15	47-189-1	9-32-1	123	0	79-312	
10/3	* at Houston	L	3-24	28,118	—	—	15	32-83-0	14-28-1	170	0	61-253	30	76-289-2	12-17-0	142	1	93-431	ABC (r)
10/10	* at SMU	L	20-37	33,110	—	14	14	44-125-1	10-20-3	167	1	64-292	17	65-275-4	5-11-0	76	1	76-351	
10/17	* TEXAS A&M	W	19-17	45,000	—	—	20	61-253-1	8-17-0	57	0	78-310	17	48-130-1	10-19-1	210	1	67-340	
10/24	* TCU (HC)	W	34-21	40,000	—	—	32	76-341-4	11-15-0	180	0	91-521	21	24-61-1	20-36-2	262	2	60-323	
11/7	* Arkansas (Little Rock, Ark.)	L	39-41	54,560	—	19	25	60-206-2	17-26-0	286	2	86-492	20	50-187-5	17-23-2	250	0	73-437	ESPN (n)
11/14	* RICE	L	14-17	30,000	—	—	16	46-192-2	13-24-0	141	0	80-333	17	51-103-0	10-16-0	165	2	67-268	
11/21	* at Texas	L	12-34	72,806	—	8	22	42-150-0	14-36-6	195	1	78-345	19	66-424-5	1-5-0	9	0	71-433	

1982 GRANT TEAFF — 4-6-1 • 3-4-1 SWC

Team Captain: Vic Vines, Randy Grimes

					AP RANK		BAYLOR RUSHING		BAYLOR PASSING			BAYLOR TOTAL	OPPONENT RUSHING		OPPONENT PASSING			OPPONENT TOTAL	
DATE	OPPONENT	RESULT		ATTEND	BU	OPP	FD	ATT-YDS-TD	C-A-I	YDS	TD	NO-YDS	FD	ATT-YDS-TD	C-A-I	YDS	TD	NO-YDS	TV
9/4	NORTH TEXAS	W	21-17	24,000	—	—	20	49-196-3	12-21-0	148	0	70-344	22	44-140-0	21-39-0	260	2	83-396	
9/11	at Ohio State	L	14-21	88,622	—	14	13	38-163-1	6-22-2	68	1	60-231	22	63-282-3	6-15-2	93	0	78-375	
9/25	* at Texas Tech	W	24-23	46,049	—	—	15	41-179-2	8-22-0	87	0	63-266	24	54-262-3	12-20-2	98	0	74-360	
10/2	* HOUSTON	T	21-21	31,750	—	—	18	52-203-2	12-24-0	175	1	76-378	22	48-214-3	17-29-2	200	0	77-414	ABC (r)
10/9	* SMU	L	19-22	30,000	—	6	18	51-110-1	11-28-0	164	1	79-274	13	44-97-0	7-16-1	134	3	60-231	
10/16	* at Texas A&M	L	23-28	64,017	—	—	29	66-320-2	13-24-2	146	1	90-466	11	46-158-4	6-17-0	76	0	63-234	
10/23	* at TCU	L	14-38	23,811	—	—	13	34-97-2	14-33-2	226	0	67-323	19	60-251-5	8-22-0	222	0	82-473	
10/30	at Tulane	L	15-30	23,463	—	—	17	48-59-0	12-32-2	201	2	80-260	24	33-146-0	16-31-1	218	3	64-364	
11/6	* ARKANSAS (HC)	W	24-17	42,000	—	5	16	48-164-2	10-21-1	239	1	69-403	20	53-151-1	13-36-2	257	1	89-408	
11/13	* at Rice	W	35-13	12,000	—	—	23	56-209-4	16-22-0	206	1	78-415	17	33-96-1	13-33-2	131	0	66-227	
11/20	* TEXAS	L	23-31	38,000	—	17	20	47-101-1	18-33-0	261	2	80-362	21	51-245-2	10-20-0	209	2	71-454	

ALL-TIME RESULTS

1983 GRANT TEAFF 7-4-1 • 4-3-1 SWC

Team Captain: Mark Adickes, Alfred Anderson, Kent Townsend

								BAYLOR RUSHING	BAYLOR PASSING			BAYLOR TOTAL	OPPONENT RUSHING	OPPONENT PASSING			OPPONENT TOTAL	
DATE	OPPONENT	RESULT		ATTEND	AP RANK BU	AP RANK OPP	FD	ATT-YDS-TD	C-A-I	YDS	TD	NO-YDS	FD	ATT-YDS-TD	C-A-I	YDS	TD	NO-YDS	TV
9/10	BYU	W	40-36	32,500	—	—	27	57-282-4	13-23-0	187	2	80-469	22	26-143-4	23-38-0	351	1	64-494	
9/17	at UTEP	W	20-6	25,709	—	—	22	38-141-2	15-27-1	256	1	65-397	12	40-89-0	14-28-2	186	0	68-275	
9/24	* TEXAS TECH	L	11-26	38,000	—	—	18	36-41-0	19-30-1	315	1	66-356	13	51-173-2	11-18-1	131	0	69-318	ABC (r)
10/1	* at Houston	W	42-21	26,640	—	—	18	39-275-5	10-17-0	142	1	56-417	28	67-291-2	14-20-2	194	1	87-485	
10/8	* at SMU	L	26-42	45,025	—	13	20	41-105-0	13-25-2	237	3	66-342	23	52-278-2	10-15-0	183	4	67-461	
10/15	* TEXAS A&M	T	13-13	40,000	—	—	17	51-149-1	8-21-2	97	0	72-246	18	38-72-0	17-30-1	266	1	68-338	WTBS (n)
10/22	* TCU (HC)	W	56-21	35,876	—	—	25	62-336-5	13-20-1	190	3	82-526	23	49-263-2	12-24-3	124	1	73-387	
10/29	TULANE	W	24-18	20,050	—	—	21	49-119-0	14-25-0	187	3	74-306	19	31-102-0	19-39-2	283	1	70-385	
11/5	* at Arkansas	W	24-21	44,820	—	—	34	56-217-2	21-33-1	326	1	89-543	18	41-131-1	15-26-0	195	1	67-326	
11/12	* RICE	W	48-14	26,500	—	—	23	61-300-4	10-16-0	201	3	77-501	12	43-87-1	4-19-0	76	0	68-163	
11/19	* at Texas	L	21-24	76,208	—	2	29	42-69-1	22-54-2	320	2	96-389	11	42-207-2	4-8-0	88	1	50-295	
BLUEBONNET BOWL • THE ASTRODOME STADIUM • HOUSTON, TEXAS																			
12/31	Oklahoma State	L	14-24	50,090	20	—	18	34-134-0	16-32-2	245	2	66-379	19	45-178-1	17-30-1	187	2	75-365	Mizlou (n)

1984 GRANT TEAFF 5-6 • 4-4 SWC

Team Captain: Kevin Hancock

								BAYLOR RUSHING	BAYLOR PASSING			BAYLOR TOTAL	OPPONENT RUSHING	OPPONENT PASSING			OPPONENT TOTAL	
DATE	OPPONENT	RESULT		ATTEND	AP RANK BU	AP RANK OPP	FD	ATT-YDS-TD	C-A-I	YDS	TD	NO-YDS	FD	ATT-YDS-TD	C-A-I	YDS	TD	NO-YDS	TV
9/8	at BYU	L	13-47	63,705	—	13	19	35-90-1	20-40-4	282	1	75-372	29	39-209-1	28-43-0	315	6	82-524	
9/22	at Oklahoma	L	15-34	75,008	—	11	15	38-107-1	17-37-2	165	1	75-272	17	48-166-1	11-23-0	161	2	71-327	
9/29	* at Texas Tech	W	18-9	41,328	—	—	19	62-206-2	3-16-1	51	1	78-257	13	31-(-13)-0	17-33-1	210	1	64-197	
10/6	* HOUSTON	L	17-27	34,500	—	—	18	55-168-1	12-24-2	178	1	79-346	16	46-83-2	13-20-0	206	2	66-291	
10/13	* SMU	L	20-24	26,400	—	7	21	54-221-0	12-25-2	131	2	79-352	23	38-180-1	19-31-1	285	2	69-465	
10/20	* at Texas A&M	W	20-16	54,618	—	—	6	47-91-2	4-13-0	50	0	60-141	11	53-103-1	4-13-1	104	1	66-207	
10/27	* at TCU	L	28-38	23,885	—	—	32	43-168-0	29-56-3	388	3	99-556	20	49-229-4	11-20-0	206	1	69-435	
11/3	NEW MEXICO	W	38-2	26,000	—	—	14	41-110-3	17-26-1	291	2	67-401	10	43-(-3)-0	14-25-3	189	0	68-186	
11/10	* ARKANSAS (HC)	L	9-14	43,500	—	—	12	37-84-0	15-34-1	177	1	71-261	10	57-92-2	7-14-0	85	0	71-177	
11/17	* at Rice	W	46-40	11,125	—	—	19	53-130-1	13-32-2	283	3	85-413	16	26-145-2	15-44-4	287	3	70-432	
11/24	* TEXAS	W	24-10	33,500	—	6	13	46-90-1	9-26-0	137	1	72-227	14	38-100-1	15-34-2	193	0	72-293	Raycom

1985 GRANT TEAFF 9-3 • 6-2 SWC 17TH AP • 15TH UPI

Team Captain: Tom Muecke, Cody Carlson, Derek Turner, Alan Jamison

								BAYLOR RUSHING	BAYLOR PASSING			BAYLOR TOTAL	OPPONENT RUSHING	OPPONENT PASSING			OPPONENT TOTAL	
DATE	OPPONENT	RESULT		ATTEND	AP RANK BU	AP RANK OPP	FD	ATT-YDS-TD	C-A-I	YDS	TD	NO-YDS	FD	ATT-YDS-TD	C-A-I	YDS	TD	NO-YDS	TV
9/7	WYOMING	W	39-18	32,000	—	—	14	35-157-1	9-18-0	150	3	53-307	21	69-228-1	5-20-1	120	1	89-348	
9/14	at Georgia	L	14-17	77,190	—	18	21	35-51-1	23-42-2	308	1	77-359	14	51-276-2	4-11-2	20	0	62-296	WTBS (n)
9/21	at USC	W	20-13	52,544	—	3	18	50-203-1	7-13-1	84	1	63-287	23	48-153-0	20-29-1	235	2	77-388	
9/28	* TEXAS TECH	W	31-0	36,500	—	—	21	59-347-3	7-17-1	111	1	76-458	14	46-144-0	4-12-1	67	0	58-211	Raycom (r)
10/5	* at Houston	W	24-21	25,787	19	—	19	42-195-2	12-25-0	207	1	67-402	21	49-141-0	14-26-0	188	2	75-329	HSE (r)
10/12	* at SMU	W	21-14	42,112	19	16	20	54-166-1	12-20-2	193	1	74-359	14	39-150-2	9-18-0	86	0	57-236	
10/19	* TEXAS A&M	W	20-15	48,756	14	—	23	57-169-3	12-27-2	196	0	84-365	17	37-174-0	13-38-3	132	0	75-306	
10/26	* TCU (HC)	W	45-0	42,500	13	—	19	48-229-4	17-28-0	297	2	76-526	10	53-139-0	4-17-2	45	0	70-184	
11/9	* at Arkansas	L	14-20	54,684	8	10	20	32-118-0	20-39-4	311	2	71-429	16	63-263-2	2-10-0	66	1	73-329	ABC (r)
11/16	* RICE	W	34-10	30,250	17	—	27	51-199-1	18-27-3	306	3	77-505	15	41-68-0	14-30-3	199	1	71-254	
11/23	* at Texas	L	10-17	78,912	15	—	17	47-153-1	10-27-1	129	0	74-282	16	53-197-2	7-10-1	136	0	63-333	Raycom (r)
LIBERTY BOWL • LIBERTY BOWL MEMORIAL STADIUM • MEMPHIS, TENN.																			
12/27	LSU	W	21-7	40,186	—	—	26	61-215-0	18-30-0	274	2	91-489	9	31-91-0	13-27-1	101	0	58-192	Katz

1986 GRANT TEAFF 9-3 • 6-2 SWC 12TH AP • 13TH UPI

Team Captain: Cody Carlson, John Adickes, Ray Berry, Thomas Everett

								BAYLOR RUSHING	BAYLOR PASSING			BAYLOR TOTAL	OPPONENT RUSHING	OPPONENT PASSING			OPPONENT TOTAL	
DATE	OPPONENT	RESULT		ATTEND	AP RANK BU	AP RANK OPP	FD	ATT-YDS-TD	C-A-I	YDS	TD	NO-YDS	FD	ATT-YDS-TD	C-A-I	YDS	TD	NO-YDS	TV
9/6	at Wyoming	W	31-28	20,542	12	—	31	62-312-3	19-33-1	244	0	95-556	27	21-66-1	28-53-2	343	3	74-409	
9/13	LOUISIANA TECH	W	38-7	31,000	12	—	25	49-179-3	20-35-2	243	2	84-422	7	39-1-1	6-22-2	55	0	61-56	
9/20	USC	L	14-17	35,000	9	—	26	62-263-2	13-23-1	145	0	85-408	11	34-91-0	10-25-0	106	1	59-197	ABC (n)
9/27	* at Texas Tech	W	45-14	41,046	17	—	21	46-191-1	17-39-2	377	3	85-568	19	28-131-1	19-51-5	230	1	79-361	Raycom (r)
10/4	* HOUSTON	W	27-13	34,000	13	—	21	52-188-2	13-35-0	127	0	87-315	7	37-14-1	6-19-1	89	0	56-103	ESPN (n)
10/11	* SMU	L	21-27	36,900	13	t20	31	50-209-2	18-34-2	245	1	84-454	14	41-188-1	9-16-2	164	1	57-352	
10/18	* at Texas A&M	L	30-31	74,739	t20	11	18	46-158-2	15-28-3	273	1	74-431	19	37-83-1	25-40-0	308	3	77-391	ABC (r)
10/25	* at TCU	W	28-17	24,101	—	—	19	56-171-1	16-25-1	312	3	81-483	15	45-153-2	7-18-2	113	0	63-266	Raycom (r)
11/8	* ARKANSAS (HC)	W	29-14	44,500	—	10	22	40-154-3	21-35-2	258	0	75-412	10	46-112-1	2-9-0	60	1	55-172	Raycom (r)
11/15	* at Rice	W	23-17	12,500	18	—	19	49-216-1	12-22-4	208	1	71-424	14	33-50-0	14-30-2	168	2	63-218	
11/22	* TEXAS	W	18-13	42,500	17	—	21	49-209-1	13-22-1	145	2	71-354	15	40-89-2	14-28-4	114	0	68-203	
BLUEBONNET BOWL • RICE STADIUM • HOUSTON, TEXAS																			
12/31	Colorado	W	21-9	40,470	14	—	12	43-114-2	14-28-2	165	1	71-279	12	47-83-1	7-14-1	111	0	61-194	Raycom (n)

ALL-TIME RESULTS

1987 GRANT TEAFF 6-5 • 3-4 SWC

Team Captain: Joel Porter

					AP RANK		BAYLOR RUSHING		BAYLOR PASSING			BAYLOR TOTAL	OPPONENT RUSHING		OPPONENT PASSING			OPPONENT TOTAL	
DATE	OPPONENT	RESULT		ATTEND	BU	OPP	FD	ATT-YDS-TD	C-A-I	YDS	TD	NO-YDS	FD	ATT-YDS-TD	C-A-I	YDS	TD	NO-YDS	TV
9/5	LOUISIANA TECH	W	13-3	22,535	—	—	17	46-48-0	15-25-0	162	1	71-210	12	43-104-0	11-29-1	136	0	72-240	
9/12	at Missouri	L	18-23	37,172	—	—	21	46-135-1	20-41-1	233	1	87-368	15	58-272-1	2-8-2	17	1	66-289	
9/19	at UNLV	W	21-14	27,128	—	—	18	60-223-1	9-19-1	118	1	79-341	15	29-136-0	12-27-0	89	1	56-225	
9/26	* TEXAS TECH	W	36-22	34,816	—	—	27	60-197-3	13-23-0	250	1	83-447	20	35-190-2	14-27-2	189	1	62-379	Raycom (r)
10/3	* at Houston	W	30-18	22,751	—	—	20	34-27-0	26-42-2	295	2	76-322	17	25-41-0	31-62-3	404	1	87-445	
10/10	TEXAS STATE	W	36-15	21,739	—	—	23	48-213-4	16-27-1	268	1	75-481	18	45-199-1	11-31-0	230	1	76-429	
10/17	* TEXAS A&M	L	10-34	46,812	—	—	8	23-33-0	11-25-1	180	1	48-213	27	77-310-4	7-10-1	80	1	87-390	Raycom (r)
10/24	* TCU (HC)	L	0-24	36,138	—	—	11	34-16-0	12-22-2	90	0	56-106	22	66-420-4	7-10-0	65	0	76-485	Raycom (r)
11/7	* at Arkansas	L	7-10	51,496	—	—	16	37-27-1	16-30-3	186	0	67-213	15	64-198-1	3-8-0	40	0	76-238	
11/14	* RICE	W	34-31	20,075	—	—	19	50-166-3	11-28-1	136	1	78-302	21	38-211-3	18-42-3	197	1	80-408	
11/21	* at Texas	L	16-34	61,331	—	—	14	31-30-1	14-36-1	287	0	67-317	26	60-225-3	11-28-0	120	1	88-345	HSE (r)

1988 GRANT TEAFF 6-5 • 2-5 SWC

Team Captain: Brad Goebel, Bobby Sign, Mike Welch, Gary Joe Kinne, Robert Blackmon

					AP RANK		BAYLOR RUSHING		BAYLOR PASSING			BAYLOR TOTAL	OPPONENT RUSHING		OPPONENT PASSING			OPPONENT TOTAL	
DATE	OPPONENT	RESULT		ATTEND	BU	OPP	FD	ATT-YDS-TD	C-A-I	YDS	TD	NO-YDS	FD	ATT-YDS-TD	C-A-I	YDS	TD	NO-YDS	TV
9/3	UNLV	W	27-3	25,610	—	—	26	54-262-2	16-35-2	129	0	89-391	2	23-11-0	4-22-0	39	0	45-50	
9/10	at Kansas	W	27-14	43,200	—	—	23	55-249-2	14-24-1	131	0	79-380	10	32-49-0	7-20-1	111	2	52-160	Raycom (r)
9/17	at Iowa State	W	35-0	43,913	—	—	14	46-110-5	9-23-0	192	0	69-302	5	36-51-0	7-17-0	53	0	53-104	Raycom (r)
9/24	* at Texas Tech	L	6-36	45,385	—	—	19	38-2-0	17-38-4	254	1	76-256	20	39-139-0	16-32-0	290	4	71-429	
10/1	* HOUSTON	L	24-27	34,719	—	—	16	32-84-0	21-40-2	262	3	72-346	22	36-200-1	20-37-0	213	2	73-413	Raycom (r)
10/8	TEXAS STATE	W	45-7	22,473	—	—	19	49-339-4	10-18-1	209	2	67-548	9	35-51-0	6-23-2	73	1	58-124	
10/15	* at Texas A&M	L	14-28	67,884	—	—	13	33-51-0	13-24-3	215	2	57-266	20	63-318-4	7-16-1	69	0	79-387	
10/22	* at TCU	L	14-24	25,221	—	—	16	38-38-1	17-35-6	196	1	73-234	16	61-271-2	5-10-0	91	1	71-362	
11/5	* ARKANSAS (HC)	L	3-33	40,148	—	11	10	31-88-0	10-22-2	108	0	53-196	24	60-286-4	7-9-1	176	0	69-462	HSE (r)
11/12	* at Rice	W	20-10	13,200	—	—	22	59-227-0	7-17-1	81	1	76-308	10	28-54-0	11-28-1	130	1	56-184	
11/19	* TEXAS	W	17-14	30,142	—	—	15	55-192-1	12-22-0	100	1	77-292	8	36-115-2	6-22-3	45	0	58-160	

1989 GRANT TEAFF 5-6 • 4-4 SWC

Team Captain: Brad Goebel, Gary Joe Kinne, James Francis

					AP RANK		BAYLOR RUSHING		BAYLOR PASSING			BAYLOR TOTAL	OPPONENT RUSHING		OPPONENT PASSING			OPPONENT TOTAL	
DATE	OPPONENT	RESULT		ATTEND	BU	OPP	FD	ATT-YDS-TD	C-A-I	YDS	TD	NO-YDS	FD	ATT-YDS-TD	C-A-I	YDS	TD	NO-YDS	TV
9/9	at Oklahoma	L	7-33	74,600	—	8	10	31-56-0	16-31-2	150	1	62-206	16	70-338-4	0-2-0	0	0	72-338	
9/16	at Georgia	L	3-15	82,007	—	—	26	34-119-0	19-36-2	195	0	70-314	15	42-108-1	11-20-0	156	0	62-263	WTBS (n)
9/23	KANSAS	W	46-3	26,765	—	—	24	63-313-4	8-16-1	154	1	79-467	11	42-122-0	3-14-3	7	0	56-129	
9/30	* TEXAS TECH	W	29-15	38,785	—	—	19	50-177-1	16-26-1	347	2	76-524	12	46-156-2	7-16-3	98	0	62-254	Raycom (r)
10/7	* at Houston	L	10-66	31,433	—	12	18	38-96-0	17-39-4	115	1	77-211	24	18-24-1	40-64-1	589	7	82-613	
10/14	* at SMU	W	49-3	21,434	—	—	27	53-294-3	14-27-0	274	3	80-568	12	20-2-0	25-43-1	203	0	63-205	Raycom (r)
10/21	* TEXAS A&M	L	11-14	45,565	—	23	17	55-68-0	14-27-2	133	0	82-201	11	37-119-1	7-21-2	55	0	58-174	
10/28	* TCU (HC)	W	27-9	35,713	—	—	12	40-109-1	12-21-1	122	0	61-231	23	43-123-0	19-41-5	243	1	84-366	Raycom (r)
11/11	* at Arkansas	L	10-19	51,352	—	10	9	17-28-1	11-28-2	171	0	45-199	21	71-281-1	6-9-0	81	0	80-362	ESPN (n)
11/18	* RICE	L	3-6	22,133	—	—	12	35-50-0	16-38-5	158	0	73-208	8	35-65-1	14-24-3	95	0	59-160	
11/25	* at Texas	W	50-7	49,081	—	—	13	51-174-3	4-16-1	78	1	67-252	10	52-105-1	9-19-4	103	0	71-208	

1990 GRANT TEAFF 6-4-1 • 5-2-1 SWC

Team Captain: Mike Welch, Edwin Rapheal

					AP RANK		BAYLOR RUSHING		BAYLOR PASSING			BAYLOR TOTAL	OPPONENT RUSHING		OPPONENT PASSING			OPPONENT TOTAL	
DATE	OPPONENT	RESULT		ATTEND	BU	OPP	FD	ATT-YDS-TD	C-A-I	YDS	TD	NO-YDS	FD	ATT-YDS-TD	C-A-I	YDS	TD	NO-YDS	TV
9/1	at Nebraska	L	0-13	76,184	—	7	13	56-136-0	2-8-1	28	0	64-164	16	49-249-1	5-8-1	86	0	57-335	ESPN (n)
9/8	at Arizona State	L	13-34	69,617	—	—	11	37-198-2	8-21-1	88	0	58-286	28	56-271-4	10-18-3	131	0	74-402	
9/22	SAM HOUSTON STATE	W	13-9	34,461	—	—	10	46-156-1	5-13-0	69	0	59-225	14	48-169-0	9-22-2	65	0	70-234	
9/29	* at Texas Tech	W	21-15	48,926	—	—	19	66-275-3	4-10-1	77	0	76-352	26	37-126-1	25-47-3	328	1	84-454	
10/6	* HOUSTON	L	15-31	36,289	—	13	16	58-148-1	12-23-3	141	1	81-289	25	20-62-1	35-68-0	405	2	88-467	Raycom (r)
10/13	* SMU	W	52-17	30,134	—	—	33	74-391-5	15-21-0	224	2	95-615	15	13-10-0	19-39-1	224	2	52-234	
10/20	* at Texas A&M	T	20-20	61,017	—	25	25	61-303-2	9-14-0	134	1	75-437	17	54-231-1	5-12-1	63	1	66-294	
10/27	* at TCU	W	27-21	28,035	—	24	24	67-295-2	5-9-0	133	1	81-428	21	26-31-0	18-50-2	249	1	76-280	Raycom (r)
11/10	* ARKANSAS (HC)	W	34-3	40,234	—	—	18	49-238-2	11-13-0	133	2	62-371	7	32-97-0	5-20-1	28	0	52-125	
11/17	* at Rice	W	17-16	22,600	—	—	12	54-197-2	4-13-0	36	0	67-233	11	28-17-0	16-31-1	201	1	59-218	
11/24	* TEXAS	L	13-23	45,649	—	6	17	54-200-1	5-18-0	50	0	72-250	13	38-115-1	11-21-1	127	1	59-242	

ALL-TIME RESULTS

1991 GRANT TEAFF 8-4 • 5-3 SWC

Team Captain: Santana Dotson, J.J. Joe, Keith McFarland, Brian Hand, John Turnpath, Lee Miles, Scott Baehren, Anthony Ray

					AP RANK		BAYLOR						OPPONENT						
							RUSHING		PASSING			TOTAL	RUSHING		PASSING			TOTAL	
DATE		OPPONENT	RESULT	ATTEND	BU	OPP	FD	ATT-YDS-TD	C-A-I	YDS	TD	NO-YDS	FD	ATT-YDS-TD	C-A-I	YDS	TD	NO-YDS	TV
9/7		UTEP	W 27-7	35,127	—	—	20	46-280-4	8-15-0	90	0	61-370	13	46-125-0	7-16-2	67	1	62-192	
9/14		at Colorado	W 16-14	50,754	23	12	20	49-195-0	12-19-1	233	1	68-428	20	48-168-1	11-19-2	154	1	67-322	
9/21		MISSOURI	W 47-21	41,721	14	—	27	57-338-5	14-27-0	311	1	84-649	14	27-30-3	27-50-3	352	0	77-382	
9/28	*	at SMU	W 45-7	22,239	12	—	19	65-264-4	11-14-1	194	2	79-458	14	24-61-0	23-44-2	255	1	68-316	Raycom (r)
10/5	*	at Houston	W 38-21	37,022	11	—	22	53-208-3	17-24-0	291	2	77-499	24	15-10-1	35-57-3	460	2	72-470	
10/12	*	RICE	L 17-20	37,987	8	—	21	56-329-2	12-22-1	202	0	78-531	18	43-171-2	11-24-1	173	0	67-344	Raycom (r)
10/19	*	TEXAS A&M	L 12-34	50,267	16	19	14	46-141-2	11-24-1	102	0	70-243	20	52-218-4	10-19-1	220	0	71-438	ABC (r)
10/26	*	TCU (HC)	W 26-9	39,102	22	—	15	66-212-3	6-11-0	91	0	77-303	18	24-35-0	20-40-2	274	1	64-309	Raycom (r)
11/2	*	at Arkansas	W 9-5	43,820	21	24	15	47-116-1	9-17-2	149	0	64-265	14	51-115-0	7-21-3	68	0	72-183	ABC (n)
11/16	*	TEXAS TECH	L 24-31	36,163	20	—	22	51-286-2	10-26-2	190	1	77-476	19	51-208-2	11-19-1	117	1	70-325	
11/23	*	at Texas	W 21-11	61,310	—	—	15	59-235-3	7-21-1	95	0	80-330	19	42-95-0	12-28-2	191	1	70-286	
COPPER BOWL • ARIZONA STADIUM • TUCSON, ARIZ.																			
12/31		Indiana	L 0-24	35,751	—	—	17	42-138-0	10-27-1	131	0	69-269	20	49-147-3	12-22-0	176	0	71-323	TBS (n)

1992 GRANT TEAFF 7-5 • 4-3 SWC

Team Captain: Carl Taylor, J.J. Joe, Michael McFarland, Matthew Pearson, Lee Bruderer

					AP RANK		BAYLOR						OPPONENT						
							RUSHING		PASSING			TOTAL	RUSHING		PASSING			TOTAL	
DATE		OPPONENT	RESULT	ATTEND	BU	OPP	FD	ATT-YDS-TD	C-A-I	YDS	TD	NO-YDS	FD	ATT-YDS-TD	C-A-I	YDS	TD	NO-YDS	TV
9/5		LOUISIANA TECH	L 9-10	33,434	—	—	21	54-258-0	4-11-0	44	0	65-302	20	36-124-1	14-38-2	244	0	74-368	
9/12		COLORADO	L 38-57	34,202	—	12	10	31-83-1	6-20-0	262	3	51-345	25	43-130-3	26-32-1	405	4	75-535	
9/19		UTAH STATE	W 45-10	28,737	—	—	19	44-273-2	6-12-0	175	3	56-448	16	37-109-0	16-28-2	150	1	65-259	
9/26	*	at Texas Tech	L 17-36	42,094	—	—	16	38-148-2	9-25-2	157	0	63-305	28	62-297-2	17-28-1	231	2	90-528	
10/3	*	SMU	W 49-7	24,936	—	—	32	71-397-7	6-9-0	92	0	80-489	15	28-52-1	16-37-1	141	0	65-193	
10/10	*	at TCU	W 41-20	25,201	—	—	26	54-206-1	17-26-3	314	4	80-520	23	37-110-1	15-39-1	179	1	76-289	
10/17	*	HOUSTON	W 29-23	27,890	—	—	23	61-293-4	6-16-2	112	0	77-405	24	25-120-1	25-39-2	245	2	64-365	Raycom (r)
10/24	*	at Texas A&M	L 13-19	66,542	—	5	20	59-206-0	10-21-2	181	1	80-387	11	43-259-2	6-17-0	33	0	60-292	ABC (r)
11/7		GEORGIA TECH (HC)	W 31-27	38,213	—	—	21	49-236-2	10-18-2	253	2	67-489	18	36-58-3	19-38-1	289	0	74-347	
11/14	*	at Rice	L 31-34	21,700	—	—	25	53-354-3	8-19-1	161	1	72-515	30	50-206-2	15-24-0	223	2	74-429	Raycom (r)
11/21	*	TEXAS	W 21-20	39,110	—	—	17	56-187-2	7-15-1	60	1	71-247	17	41-141-1	10-27-0	154	1	68-295	Raycom (r)
JOHN HANCOCK BOWL • SUN BOWL STADIUM • EL PASO, TEXAS																			
12/31		Arizona	W 20-15	41,622	—	22	12	43-47-0	8-24-0	202	1	67-249	23	44-136-1	20-38-0	282	0	82-418	CBS (n)

CHUCK REEDY 1993-1996 23-22

1993 CHUCK REEDY 5-6 • 3-4 SWC

Team Captain: Chris Dull, J.J. Joe

					AP RANK		BAYLOR						OPPONENT						
							RUSHING		PASSING			TOTAL	RUSHING		PASSING			TOTAL	
DATE		OPPONENT	RESULT	ATTEND	BU	OPP	FD	ATT-YDS-TD	C-A-I	YDS	TD	NO-YDS	FD	ATT-YDS-TD	C-A-I	YDS	TD	NO-YDS	TV
9/4		FRESNO STATE	W 42-39	36,690	—	25	21	55-276-5	12-16-0	283	1	71-559	27	30-123-2	32-39-0	498	3	69-621	
9/11		at Colorado	L 21-45	50,281	24	10	22	54-236-3	9-17-0	133	0	71-369	29	51-237-3	20-28-0	298	3	79-535	
9/18		at Utah State	W 28-24	23,095	—	—	16	51-242-4	9-23-0	151	0	74-393	18	28-70-1	27-49-3	315	1	77-385	
9/25	*	TEXAS TECH	W 28-26	32,690	—	—	25	58-198-2	14-17-0	254	2	75-452	21	42-258-1	15-24-0	250	2	66-508	Raycom (r)
10/2	*	at Houston	L 3-24	20,123	—	—	14	55-162-0	12-22-1	112	0	77-274	15	32-153-0	19-29-1	190	3	61-343	Raycom (r)
10/9	*	at SMU	W 31-12	20,216	—	—	29	91-482-4	0-0-0	0	0	91-482	12	22-41-0	14-29-1	227	0	51-268	
10/16	*	TEXAS A&M	L 17-34	43,716	—	13	17	44-178-1	10-18-0	170	1	62-348	24	46-175-2	21-28-1	230	2	74-405	Raycom (r)
10/23	*	TCU (HC)	L 13-38	33,417	—	—	16	36-70-2	12-27-1	150	0	63-220	20	50-170-3	16-24-1	189	2	74-359	
11/6		at Georgia Tech	L 27-37	42,175	—	—	22	62-222-2	12-24-3	189	1	86-411	19	44-226-4	11-20-2	180	1	64-406	
11/13	*	RICE	W 38-14	25,397	—	—	22	54-297-5	12-18-0	165	0	72-462	15	32-74-1	14-26-1	160	1	58-234	
11/20	*	at Texas	L 17-38	55,644	—	—	15	45-147-2	9-26-1	144	0	71-291	21	47-286-3	15-26-3	226	2	73-512	

1994 CHUCK REEDY 7-5 • 4-3 SWC SOUTHWEST CONFERENCE CHAMPIONS

Team Captain: Game Captains

					AP RANK		BAYLOR						OPPONENT						
							RUSHING		PASSING			TOTAL	RUSHING		PASSING			TOTAL	
DATE		OPPONENT	RESULT	ATTEND	BU	OPP	FD	ATT-YDS-TD	C-A-I	YDS	TD	NO-YDS	FD	ATT-YDS-TD	C-A-I	YDS	TD	NO-YDS	TV
9/3		LOUISIANA TECH	W 44-3	28,769	—	—	18	58-261-2	11-21-1	150	1	79-411	8	38-141-0	4-21-2	39	0	59-180	
9/10		at San Jose State	W 54-20	11,625	—	—	24	58-287-0	7-13-1	94	2	71-381	17	25-(-22)-0	22-40-4	346	3	65-324	
9/17		OKLAHOMA STATE	W 14-10	40,214	—	—	15	46-146-0	7-15-1	223	2	61-369	19	41-152-0	12-25-2	179	1	66-331	
9/24		at USC	L 27-37	45,762	—	19	15	33-124-2	14-33-2	241	0	66-365	28	44-219-3	27-39-0	364	1	83-583	Prime (r)
10/1	*	at TCU	W 42-18	32,405	—	—	14	43-258-2	5-9-0	52	1	52-304	24	36-198-0	23-34-1	190	2	70-388	Raycom (r)
10/8	*	SMU	W 44-10	34,869	—	—	23	58-374-4	12-18-0	201	2	76-532	11	35-63-0	18-39-0	127	1	61-190	
10/15	*	at Texas A&M	L 21-41	70,111	—	7	19	47-176-2	15-25-0	221	1	72-397	27	46-255-3	15-27-1	269	2	73-524	
10/22	*	at Texas Tech	L 7-38	29,443	—	—	11	44-154-1	7-26-4	67	0	70-221	16	37-155-2	15-35-1	203	2	72-358	
10/29	*	HOUSTON (HC)	W 52-13	35,174	—	—	29	64-340-6	8-14-0	132	1	78-460	14	28-46-0	17-37-4	203	1	65-249	
11/12	*	at Rice	W 19-14	28,100	—	—	13	42-110-2	9-16-1	181	0	58-291	18	49-182-0	11-12-1	127	2	61-309	ABC (r)
11/24	*	TEXAS (T)	L 35-63	41,212	—	—	20	50-233-4	16-32-3	241	1	82-474	23	44-278-4	19-27-0	304	5	71-582	ABC (n)
ALAMO BOWL • THE ALAMODOME • SAN ANTONIO, TEXAS																			
12/31		Washington State	L 3-10	44,106	—	—	8	32-74-0	8-23-2	77	0	55-151	14	31-7-1	27-35-0	286	0	66-293	ESPN (n)

ALL-TIME RESULTS

1995 CHUCK REEDY — 7-4 • 5-2 SWC

Team Captain: Fred Miller, LaCurtis Jones, Adrian Robinson

					AP RANK		BAYLOR RUSHING		BAYLOR PASSING			BAYLOR TOTAL	OPPONENT RUSHING		OPPONENT PASSING			OPPONENT TOTAL	
DATE	OPPONENT	RESULT		ATTEND	BU	OPP	FD	ATT-YDS-TD	C-A-I	YDS	TD	NO-YDS	FD	ATT-YDS-TD	C-A-I	YDS	TD	NO-YDS	TV
9/2	at Tulsa	W	37-5	27,133	—	—	26	52-212-3	22-33-0	284	1	85-496	12	41-150-0	7-25-0	71	0	66-221	
9/16	MISSISSIPPI STATE	L	21-30	42,316	—	—	18	45-216-2	11-24-1	163	1	69-379	21	45-128-2	13-29-1	247	1	74-375	
9/23	at North Carolina State	W	14-0	39,950	—	—	18	60-224-2	11-20-1	130	0	80-354	7	20-24-0	12-31-2	114	0	51-138	Raycom (r)
9/30	* TEXAS TECH	W	9-7	40,882	—	24	11	50-209-0	6-16-2	44	0	66-253	14	35-112-1	13-36-0	146	0	71-258	ABC (r)
10/14	* at Houston	W	47-7	17,754	—	—	35	55-311-3	18-28-0	280	2	83-591	11	22-45-0	15-39-2	133	1	61-178	
10/21	* TEXAS A&M	L	9-24	51,218	—	22	17	42-109-1	17-38-0	187	0	80-296	13	44-116-1	12-20-0	155	2	64-271	
10/28	* TCU (HC)	W	27-24	38,126	—	—	17	47-223-3	13-23-1	167	1	70-390	21	29-105-1	28-46-3	265	2	75-370	Raycom (r)
11/4	at Miami, Fla.	L	14-35	32,655	—	—	14	41-114-1	12-36-2	126	1	77-240	17	38-162-4	13-22-1	125	0	60-287	ESPN2 (n)
11/11	* at SMU	W	48-7	15,941	—	—	25	57-293-5	15-22-0	219	1	79-512	13	26-30-1	21-31-2	178	0	57-208	
11/18	* RICE	W	34-6	30,165	—	—	14	47-256-4	3-13-2	74	0	60-330	13	52-183-0	9-19-2	106	0	71-289	
11/23	* at Texas (T)	L	13-21	58,497	—	9	17	43-154-1	16-27-0	228	1	70-382	11	47-187-2	5-12-0	121	1	59-308	ESPN (n)

1996 CHUCK REEDY — 4-7 • 1-7 BIG 12

Team Captain: Kalief Muhammad

					AP RANK		BAYLOR RUSHING		BAYLOR PASSING			BAYLOR TOTAL	OPPONENT RUSHING		OPPONENT PASSING			OPPONENT TOTAL	
DATE	OPPONENT	RESULT		ATTEND	BU	OPP	FD	ATT-YDS-TD	C-A-I	YDS	TD	NO-YDS	FD	ATT-YDS-TD	C-A-I	YDS	TD	NO-YDS	TV
9/7	La. Tech (Shreveport, La.)	W	24-16	29,469	—	—	18	42-150-1	20-35-1	163	2	77-313	19	22-68-0	20-47-3	324	1	69-392	
9/14	at Louisville	W	14-13	38,756	—	—	15	46-137-0	9-16-1	155	2	62-292	17	39-97-1	19-34-1	216	1	73-313	
9/21	OREGON STATE	W	42-10	42,327	—	—	15	34-173-3	11-20-0	163	2	54-336	20	56-272-0	6-21-1	115	1	77-387	
10/5	* at Texas Tech	L	24-45	50,594	—	—	23	33-84-2	18-36-1	286	1	69-370	29	59-482-4	10-20-0	142	1	79-624	
10/12	* at Nebraska	L	0-49	75,478	—	5	11	34-32-0	10-20-0	85	0	54-117	34	65-491-7	8-17-0	178	0	82-669	
10/19	* OKLAHOMA	L	24-28	35,712	—	—	19	41-140-1	14-22-0	174	3	63-314	21	48-192-1	15-28-1	184	3	76-376	
10/26	* IOWA STATE (HC)	W	49-21	35,114	—	—	26	53-397-4	16-27-1	227	3	80-624	19	41-213-1	17-36-2	207	2	77-420	
11/2	* at Texas	L	23-28	75,482	—	—	18	43-225-3	12-29-0	153	0	72-378	28	45-213-1	17-30-2	297	3	75-510	ABC (r)
11/9	* TEXAS A&M	L	7-24	45,112	—	—	12	38-61-1	12-27-0	124	0	65-185	19	55-369-3	6-18-0	120	0	73-489	ABC (r)
11/16	* MISSOURI (3OT)	L	42-49	22,705	—	—	25	39-170-2	20-43-3	314	4	82-484	22	70-382-5	3-7-0	52	1	77-434	
11/23	* at Oklahoma State	L	17-37	21,000	—	—	16	29-75-1	15-36-1	162	1	65-237	30	61-376-4	14-20-1	157	1	81-533	

DAVE ROBERTS — 1997-1998 — 4-18

1997 DAVE ROBERTS — 2-9 • 1-7 BIG 12

Team Captain: All Senior Players

					AP RANK		BAYLOR RUSHING		BAYLOR PASSING			BAYLOR TOTAL	OPPONENT RUSHING		OPPONENT PASSING			OPPONENT TOTAL	
DATE	OPPONENT	RESULT		ATTEND	BU	OPP	FD	ATT-YDS-TD	C-A-I	YDS	TD	NO-YDS	FD	ATT-YDS-TD	C-A-I	YDS	TD	NO-YDS	TV
8/30	MIAMI, FLA.	L	14-45	36,750	—	13	17	28-108-1	25-37-0	222	1	65-330	21	37-202-3	15-24-0	167	1	61-369	ABC-r
9/6	at Fresno State	W	37-35	32,266	—	—	27	55-319-4	17-29-0	160	0	84-479	26	45-282-2	15-35-0	207	3	77-489	
9/20	at Michigan	L	3-38	106,041	—	8	9	28-92-0	12-24-1	62	0	52-154	33	61-344-4	18-28-0	188	1	89-532	ESPN (n)
10/4	* TEXAS TECH	L	14-35	35,275	—	—	15	30-96-0	19-35-1	243	2	65-339	21	41-62-1	19-30-1	290	3	71-352	
10/11	* NEBRASKA	L	21-49	38,175	—	3	12	37-137-2	7-19-1	66	0	56-203	27	64-410-7	8-17-0	138	0	81-548	
10/18	* at Oklahoma	L	23-24	68,578	—	—	15	35-207-2	12-21-0	137	1	56-344	23	59-397-2	7-15-1	73	0	74-470	FSN (r)
10/25	* at Iowa State	L	17-24	34,404	—	—	19	50-179-2	14-24-0	166	0	74-345	14	38-236-2	11-24-0	154	1	62-390	
11/1	* TEXAS (HC)	W	23-21	42,719	—	—	21	58-241-1	11-19-1	174	1	77-415	15	36-268-2	10-20-2	155	1	56-423	
11/8	* at Texas A&M	L	10-38	64,006	—		23	52-258-1	12-24-1	111	0	76-369	22	38-256-2	19-27-0	238	3	65-494	
11/15	* at Missouri	L	24-42	43,825	—	—	23	46-224-2	11-22-2	140	1	68-364	18	49-341-4	5-10-0	65	1	59-406	
11/22	* OKLAHOMA STATE	L	14-24	34,794	—	—	21	43-178-1	10-22-3	175	1	65-353	18	52-230-3	8-11-0	112	0	63-342	ABC-r

1998 DAVE ROBERTS — 2-9 • 1-7 BIG 12

Team Captain: Game Captains

					AP RANK		BAYLOR RUSHING		BAYLOR PASSING			BAYLOR TOTAL	OPPONENT RUSHING		OPPONENT PASSING			OPPONENT TOTAL	
DATE	OPPONENT	RESULT		ATTEND	BU	OPP	FD	ATT-YDS-TD	C-A-I	YDS	TD	NO-YDS	FD	ATT-YDS-TD	C-A-I	YDS	TD	NO-YDS	TV
9/12	at Oregon State	L	17-27	26,243	—	—	17	47-195-2	11-24-2	120	0	71-315	25	37-139-2	21-36-1	208	1	73-347	
9/19	NORTH CAROLINA ST.	W	33-30	28,734	—	20	13	48-207-3	3-7-1	74	0	55-281	24	33-78-1	24-55-0	469	3	88-547	FSN (r)
9/26	* at Colorado	L	16-18	46,603	—	15	16	45-89-1	14-27-1	89	0	72-178	15	39-155-1	9-26-1	146	0	65-301	FSN (n)
10/3	* at Texas Tech	L	29-31	38,801	—	—	21	37-77-2	20-35-0	304	1	72-381	24	55-276-3	13-20-1	262	1	75-538	
10/10	* KANSAS	W	31-24	31,271	—	—	20	40-169-2	15-30-4	288	1	70-457	18	42-193-2	12-33-1	254	1	75-477	
10/17	* TEXAS A&M	L	14-35	42,333	—	10	16	37-86-1	17-29-1	156	1	66-242	24	50-294-4	11-16-0	241	1	66-353	
10/24	* at Texas	L	20-30	81,437	—	—	13	36-76-2	12-20-0	164	0	56-240	30	43-244-2	17-30-2	205	1	73-449	FX (n)
10/31	at Notre Dame	L	3-27	80,012	—	16	16	38-33-0	18-30-0	139	0	68-172	21	50-329-1	5-11-1	133	2	61-462	NBC (n)
11/7	* KANSAS STATE (HC)	L	6-49	38,217	—	4	18	41-138-0	13-22-1	135	0	63-273	25	39-225-4	18-30-0	293	2	69-518	
11/14	* OKLAHOMA	L	16-28	27,930	—	—	14	29-67-0	12-35-3	135	1	64-202	17	54-256-2	8-12-2	109	1	66-365	
11/21	* at Oklahoma State	L	10-24	28,750	—	—	15	41-77-1	16-33-1	227	0	74-304	16	48-166-3	9-22-1	179	0	70-345	FSN (r)

ALL-TIME RESULTS

KEVIN STEELE 1999-2002 9-36

1999 KEVIN STEELE 1-10 • 0-8 BIG 12

Team Captain: Justin Snow, Chris Micheaux, Sean Armistead, Tommie Black, Curtis Henderson, Dwight Johnson, Rodney Smith, Jermaine Alfred

							BAYLOR						OPPONENT					
					AP RANK			RUSHING	PASSING		TOTAL			RUSHING	PASSING		TOTAL	
DATE	OPPONENT	RESULT		ATTEND	BU	OPP	FD	ATT-YDS-TD	C-A-I	YDS	TD	NO-YDS	FD	ATT-YDS-TD	C-A-I	YDS	TD	NO-YDS	TV
9/4	at Boston College (OT)	L	29-30	39,756	—	—	14	44-110-1	15-18-0	244	2	62-354	28	59-350-4	13-30-1	101	2	89-451	ESPN (n)
9/11	UNLV	L	24-27	32,272	—	—	24	53-240-2	10-22-0	107	1	75-347	19	40-138-1	17-27-0	192	2	67-330	
9/18	* at Oklahoma	L	10-41	74,309	—	—	12	32-51-0	19-29-3	157	1	61-208	30	24-128-2	38-56-2	429	3	80-557	FSN (r)
9/25	* TEXAS	L	0-62	41,784	—	22	8	20-12-0	13-31-3	147	0	51-159	34	49-233-4	29-41-0	353	4	90-586	
10/2	NORTH TEXAS	W	23-10	28,743	—	—	21	51-251-2	12-19-0	142	0	70-393	14	34-105-0	12-21-2	74	1	55-179	
10/9	* at Texas A&M	L	13-45	75,476	—	13	13	35-86-0	15-23-1	189	0	58-275	19	48-195-2	11-21-1	222	3	67-417	
10/23	* TEXAS TECH	L	7-35	27,815	—	—	15	42-137-0	9-29-2	88	0	71-225	18	55-185-2	11-22-0	117	1	77-302	
10/30	* at Kansas State	L	7-48	48,732	—	6	7	33-102-1	3-16-1	17	0	49-119	24	56-225-5	15-24-0	177	1	80-402	
11/6	* at Kansas	L	10-45	28,600	—	—	15	33-96-1	16-35-0	155	0	68-251	28	54-373-6	11-18-1	93	0	72-466	
11/13	* COLORADO (HC)	L	0-37	25,726	—	—	6	24-74-0	4-21-0	40	0	45-114	28	66-261-3	20-31-0	232	1	97-493	
11/20	* OKLAHOMA STATE	L	14-34	18,673	—	—	4	18-49-0	6-22-3	37	0	40-86	25	67-214-2	17-28-2	228	1	95-442	

2000 KEVIN STEELE 2-9 • 0-8 BIG 12

Team Captain: Daniel Wilturner, Kris Micheaux, Darrell Bush, Gary Baxter

							BAYLOR						OPPONENT					
					AP RANK			RUSHING	PASSING		TOTAL			RUSHING	PASSING		TOTAL	
DATE	OPPONENT	RESULT		ATTEND	BU	OPP	FD	ATT-YDS-TD	C-A-I	YDS	TD	NO-YDS	FD	ATT-YDS-TD	C-A-I	YDS	TD	NO-YDS	TV
8/31	at North Texas	W	20-7	28,315	—	—	19	36-107-1	18-30-0	218	0	66-325	11	37-106-1	11-20-2	159	0	57-265	CSSW (r)
9/16	MINNESOTA	L	9-34	20,125	—	—	14	26-56-0	15-40-1	123	1	66-179	22	55-289-2	14-20-1	172	2	75-461	FSN (r)
9/23	SOUTH FLORIDA	W	28-13	21,157	—	—	20	39-147-1	20-29-0	223	3	68-370	19	27-173-0	22-42-0	236	1	69-409	
9/30	* IOWA STATE	L	17-31	31,126	—	—	20	37-108-1	8-27-1	161	1	64-269	22	53-308-3	12-23-0	167	1	76-476	
10/7	* at Texas Tech	L	0-28	40,209	—	—	16	30-100-0	13-40-2	148	0	70-248	24	27-129-2	33-50-0	322	2	77-451	
10/14	* TEXAS A&M	L	0-24	40,076	—	—	16	33-74-0	14-39-4	162	0	69-236	23	30-103-2	22-41-2	311	1	71-414	FSN (r)
10/21	* at Nebraska	L	0-59	77,959	—	1	7	27-5-0	7-29-0	79	0	56-84	23	67-459-7	5-12-0	49	0	79-508	
10/28	* at Texas	L	14-48	83,092	—	22	9	32-57-0	9-33-4	77	1	65-134	24	36-90-3	23-50-1	383	2	86-473	FSN (r)
11/4	* OKLAHOMA	L	7-56	31,106	—	1	7	28-69-0	9-30-2	25	0	58-94	30	39-129-2	25-38-2	387	5	77-516	
11/11	* MISSOURI (HC)	L	22-47	29,872	—	—	14	41-13-1	15-30-3	195	2	71-208	22	52-273-5	16-28-1	199	2	80-472	
11/18	* at Oklahoma State	L	22-50	31,500	—	—	15	31-66-1	17-35-3	227	2	66-293	25	51-240-5	15-24-0	171	1	75-411	

2001 KEVIN STEELE 3-8 • 0-8 BIG 12

Team Captain: Samir Al-Amin, Joe Jackson

							BAYLOR						OPPONENT					
					AP RANK			RUSHING	PASSING		TOTAL			RUSHING	PASSING		TOTAL	
DATE	OPPONENT	RESULT		ATTEND	BU	OPP	FD	ATT-YDS-TD	C-A-I	YDS	TD	NO-YDS	FD	ATT-YDS-TD	C-A-I	YDS	TD	NO-YDS	TV
9/8	ARKANSAS STATE	W	24-3	28,953	—	—	18	45-175-1	14-31-1	192	1	76-367	12	40-66-0	12-29-1	106	0	69-172	
9/22	NEW MEXICO (OT)	W	16-13	38,396	—	—	18	37-72-0	26-47-2	223	1	84-295	13	45-102-0	13-29-2	258	1	74-360	
9/29	* at Iowa State	L	0-41	44,189	—	—	18	27-13-0	27-40-2	177	0	61-190	27	48-179-1	24-29-1	330	4	77-509	
10/6	* at Texas A&M	L	10-16	82,589	—	24	15	34-85-1	19-38-2	147	0	72-232	21	46-116-1	21-36-0	260	0	82-376	
10/13	* NEBRASKA	L	7-48	38,102	—	4	14	33-29-0	15-43-3	158	0	76-187	31	73-641-7	4-9-0	47	0	82-688	
10/20	* at Oklahoma	L	17-33	75,499	—	2	12	35-106-0	11-30-1	138	1	65-244	28	39-60-3	32-44-0	343	1	83-403	
10/27	* TEXAS TECH (HC)	L	19-63	39,110	—	—	16	38-79-1	19-40-4	200	2	78-279	29	33-194-4	39-61-2	324	3	94-518	
11/3	* TEXAS	L	10-49	40,451	—	5	16	36-8-1	24-44-1	187	0	80-195	20	42-130-4	17-32-1	276	2	74-406	FSN (r)
11/10	* at Missouri	L	24-42	46,611	—	—	26	34-121-0	29-46-1	281	3	80-402	29	39-151-2	25-36-0	380	4	75-531	
11/17	* OKLAHOMA STATE	L	22-38	21,873	—	—	31	50-202-1	27-43-4	315	2	93-517	23	33-129-1	14-26-1	194	2	59-323	
11/24	SOUTHERN ILLINOIS	W	56-12	7,321	—	—	24	40-163-3	23-35-1	344	3	75-507	20	39-115-0	20-33-3	199	2	72-314	

2002 KEVIN STEELE 3-9 • 1-7 BIG 12

Team Captain: Ethan Kelley, Charles Mann, Reggie Newhouse, Kevin Stevenson

							BAYLOR						OPPONENT					
					AP RANK			RUSHING	PASSING		TOTAL			RUSHING	PASSING		TOTAL	
DATE	OPPONENT	RESULT		ATTEND	BU	OPP	FD	ATT-YDS-TD	C-A-I	YDS	TD	NO-YDS	FD	ATT-YDS-TD	C-A-I	YDS	TD	NO-YDS	TV
8/30	at California	L	22-70	27,185	—	—	21	40-79-2	23-39-4	323	1	79-402	21	31-105-3	22-30-0	355	5	61-460	
9/7	SAMFORD	W	50-12	28,375	—	—	24	44-280-5	14-25-0	266	2	69-546	10	29-57-1	17-28-1	211	1	57-268	
9/14	at New Mexico	L	0-22	30,013	—	—	10	29-45-0	12-28-0	62	0	57-107	21	47-198-1	15-31-0	116	1	78-314	
9/21	TULSA	W	37-25	30,337	—	—	26	45-215-4	18-30-3	235	1	75-450	18	25-70-0	24-42-1	251	2	67-321	
10/5	* KANSAS	W	35-32	22,103	—	—	22	38-100-1	23-34-2	379	3	72-479	19	30-116-3	23-42-1	246	2	72-362	
10/12	* TEXAS A&M	L	0-41	38,673	—	—	13	28-107-0	15-37-5	122	0	65-229	19	39-138-1	18-37-1	257	4	76-395	FSN (r)
10/19	* at Colorado	L	0-34	46,281	—	23	15	34-72-0	20-36-2	179	0	70-251	22	53-270-5	13-19-0	125	0	72-395	
10/26	* KANSAS STATE (HC)	L	10-44	20,247	—	20	17	32-(-37)-0	24-38-2	338	1	70-301	22	49-279-3	10-21-1	88	0	70-367	
11/2	* at Texas Tech	L	11-62	43,243	—	—	17	34-95-0	23-35-0	254	1	69-349	35	20-142-3	48-61-2	512	6	81-654	
11/9	* at Texas	L	0-41	83,016	—	4	8	27-41-0	11-22-2	86	0	49-127	25	45-180-2	20-25-1	270	3	70-450	
11/16	* OKLAHOMA	L	9-49	28,375	—	4	21	46-137-1	21-38-2	241	0	84-378	21	36-222-4	12-24-0	179	2	60-401	
11/23	* at Oklahoma State	L	28-63	37,250	—	—	25	50-107-3	20-38-0	293	1	88-400	21	36-186-5	13-22-0	290	4	58-476	

ALL-TIME RESULTS

GUY MORRISS 2003-2007 18-40

2003 GUY MORRISS 3-9 • 1-7 BIG 12

Team Captain: Cedric Fields, Matt Johnson

					AP RANK		BAYLOR						OPPONENT					
							RUSHING	PASSING		TOTAL			RUSHING	PASSING		TOTAL		
DATE	OPPONENT	RESULT		ATTEND	BU	OPP	FD	ATT-YDS-TD	C-A-I	YDS	TD	NO-YDS	FD	ATT-YDS-TD	C-A-I	YDS	TD	NO-YDS	TV
8/30	UAB	L	19-24	28,732	—	—	21	37-166-0	20-38-0	227	2	75-393	18	35-149-1	14-31-0	354	2	66-403	
9/6	at North Texas	L	14-52	29,437	—	—	15	33-85-1	19-29-3	183	1	62-268	21	47-327-6	9-15-1	124	0	62-451	
9/13	SMU	W	10-7	30,256	—	—	11	39-80-1	12-27-1	102	0	66-182	11	34-98-0	12-26-1	106	1	60-204	
9/20	SAM HOUSTON STATE	W	27-6	27,842	—	—	16	49-145-2	12-21-1	190	1	70-335	16	39-165-0	13-34-1	122	1	73-287	
10/4	* COLORADO	W	42-30	23,147	—	—	22	56-203-2	18-28-0	207	3	84-410	15	27-57-2	19-37-2	399	2	64-456	FSN (r)
10/11	* at Texas A&M	L	10-73	73,030	—	—	12	41-32-0	17-30-2	152	1	71-184	32	49-437-5	15-24-1	282	4	73-719	
10/18	* at Kansas	L	21-28	40,088	—	—	14	33-110-0	15-24-1	175	2	57-285	20	37-132-2	19-30-0	252	2	67-384	
10/25	* TEXAS	L	0-56	42,118	—	18	16	40-91-0	16-34-1	169	0	74-260	24	40-248-5	19-29-0	229	2	69-477	
11/1	* at Kansas State	L	10-38	44,885	—	—	14	43-52-0	11-24-1	161	0	67-213	19	46-234-2	14-24-0	242	3	70-476	
11/8	* TEXAS TECH (HC)	L	14-62	33,102	—	—	14	30-111-1	18-26-1	164	0	56-275	37	28-136-1	44-64-0	580	8	92-716	
11/15	* at Oklahoma	L	3-41	82,117	—	1	10	36-75-0	16-30-1	108	0	66-183	19	29-56-1	22-41-0	308	4	70-364	
11/22	* OKLAHOMA STATE	L	21-38	23,763	—	24	22	41-170-1	21-33-0	219	1	74-389	22	44-283-3	11-22-0	180	2	66-463	FSN (r)

2004 GUY MORRISS 3-8 • 1-7 BIG 12

Team Captain: Justin Crooks, Marques Roberts, Daniel Sepulveda

					AP RANK		BAYLOR						OPPONENT					
							RUSHING	PASSING		TOTAL			RUSHING	PASSING		TOTAL		
DATE	OPPONENT	RESULT		ATTEND	BU	OPP	FD	ATT-YDS-TD	C-A-I	YDS	TD	NO-YDS	FD	ATT-YDS-TD	C-A-I	YDS	TD	NO-YDS	TV
9/4	at UAB	L	14-56	21,080	—	—	16	27-50-1	28-43-3	228	1	70-278	24	53-343-3	9-17-1	173	3	70-516	
9/11	TEXAS STATE	W	24-17	28,533	—	—	18	45-97-0	16-30-2	224	2	75-321	13	40-131-1	12-27-0	164	1	67-295	
9/25	NORTH TEXAS	W	37-14	33,619	—	—	24	39-158-1	20-33-1	213	2	72-371	8	35-98-1	6-19-1	126	1	54-224	
10/2	* at Texas	L	14-44	82,626	—	5	14	25-70-0	22-42-1	196	2	67-266	25	51-303-4	17-26-0	204	2	77-507	FSN-ppv
10/9	* MISSOURI	L	10-30	22,652	—	—	10	29-85-0	15-31-2	88	1	60-173	19	52-176-0	13-28-0	151	3	80-327	FSN (n)
10/16	* at Nebraska	L	27-59	77,881	—	—	22	38-100-1	25-40-1	300	2	78-400	19	42-169-3	13-20-0	342	5	62-511	
10/23	* IOWA STATE (HC)	L	25-26	25,249	—	—	26	41-140-2	31-39-0	310	1	80-450	16	39-109-2	12-20-0	148	1	59-257	
10/30	* TEXAS A&M (OT)	W	35-34	41,283	—	16	17	24-77-0	32-50-0	262	4	74-339	24	42-170-1	21-32-1	291	3	74-461	
11/6	* at Texas Tech	L	17-42	53,121	—	—	15	34-158-2	13-26-0	120	0	60-278	34	35-158-1	38-50-1	406	5	85-564	
11/13	* at Oklahoma State	L	21-49	43,261	—	25	20	33-127-1	19-39-1	271	2	72-398	24	54-305-4	8-15-0	164	2	69-469	
11/20	* OKLAHOMA	L	0-35	32,182	—	2	11	31-26-0	14-22-0	130	0	53-156	29	47-302-3	21-34-0	199	2	81-501	FSN (r)

2005 GUY MORRISS 5-6 • 2-6 BIG 12

Team Captain: Colin Allred, Shawn Bell

					AP RANK		BAYLOR						OPPONENT					
							RUSHING	PASSING		TOTAL			RUSHING	PASSING		TOTAL		
DATE	OPPONENT	RESULT		ATTEND	BU	OPP	FD	ATT-YDS-TD	C-A-I	YDS	TD	NO-YDS	FD	ATT-YDS-TD	C-A-I	YDS	TD	NO-YDS	TV
9/3	at SMU	W	28-23	29,538	—	—	24	45-215-3	23-40-2	198	0	85-413	17	36-164-2	9-26-0	106	1	62-270	
9/10	SAMFORD	W	48-14	36,575	—	—	24	37-137-1	19-30-0	235	3	67-372	21	29-55-0	23-47-2	249	2	76-304	
9/17	at Army	W	20-10	31,357	—	—	19	37-146-1	20-30-2	205	1	67-351	19	40-56-0	19-37-2	228	1	77-284	ESPN-Classic
10/1	* at Texas A&M (2OT)	L	13-16	79,280	—	—	23	45-125-0	25-45-0	222	1	90-347	15	34-155-2	12-31-2	132	0	65-287	FSN (n)
10/8	* at Iowa State	W	23-13	45,992	—	—	23	34-116-1	18-26-0	160	1	60-276	19	38-110-1	19-31-1	210	0	69-320	
10/15	* NEBRASKA	L	14-23	40,857	—	—	16	23-51-1	17-31-2	202	1	54-253	25	51-182-0	18-32-0	168	2	83-350	FSN-ppv
10/22	* at Oklahoma (2OT)	L	30-37	83,456	—	—	12	21-71-0	20-44-0	228	3	65-291	28	53-236-3	24-42-2	269	1	95-474	FSN (n)
10/29	* TEXAS TECH (HC)	L	0-28	43,525	—	17	20	40-121-0	21-38-2	204	0	78-325	17	22-111-2	22-44-2	264	1	66-375	FSN (n)
11/5	* TEXAS	L	0-62	44,783	—	2	13	30-112-0	10-23-2	89	0	53-201	35	54-347-7	16-27-0	298	2	81-645	FSN (n)
11/12	* at Missouri	L	16-31	46,425	—	—	19	33-77-0	27-50-1	270	2	83-347	17	50-298-3	9-23-1	72	0	73-370	
11/19	* OKLAHOMA STATE	W	44-34	28,753	—	—	15	40-46-3	22-35-0	272	1	75-318	27	31-90-1	29-50-4	383	4	81-473	

2006 GUY MORRISS 4-8 • 3-5 BIG 12

Team Captain: Shawn Bell, C.J. Wilson, Dominique Zeigler

					AP RANK		BAYLOR						OPPONENT					
							RUSHING	PASSING		TOTAL			RUSHING	PASSING		TOTAL		
DATE	OPPONENT	RESULT		ATTEND	BU	OPP	FD	ATT-YDS-TD	C-A-I	YDS	TD	NO-YDS	FD	ATT-YDS-TD	C-A-I	YDS	TD	NO-YDS	TV
9/3	TCU	L	7-17	42,733	—	22	24	20-47-0	31-47-1	286	1	67-333	16	35-98-0	18-27-1	233	2	62-331	FSN (n)
9/9	NORTHWESTERN STATE	W	47-10	31,125	—	—	17	8-20-0	27-46-1	330	5	54-350	14	39-147-0	14-28-3	182	1	67-329	
9/16	Washington State (Seattle)	L	15-17	41,358	—	—	15	14(-10)-0	31-49-2	256	1	63-246	20	34-51-0	25-38-2	285	2	72-336	
9/23	ARMY (OT)	L	20-27	36,218	—	—	17	28-62-1	26-35-0	241	1	63-303	18	38-140-1	15-22-0	138	1	60-278	
9/30	* KANSAS STATE	W	17-3	30,752	—	—	13	19-18-0	26-47-1	294	2	66-312	12	21-45-0	22-55-3	296	0	76-341	
10/7	* at Colorado (3OT)	W	34-31	47,065	—	—	20	26-110-2	31-44-2	272	2	70-382	22	49-276-3	9-25-3	75	1	74-351	
10/14	* at Texas	L	31-63	88,966	—	6	17	11-27-1	26-48-1	320	3	59-347	22	37-162-1	21-32-1	275	6	69-437	TBS (n)
10/21	* KANSAS (HC)	W	36-35	36,125	—	—	24	15-66-0	33-55-2	394	5	70-460	22	46-284-3	11-24-1	98	1	70-382	
10/28	* TEXAS A&M	L	21-31	51,385	—	22	12	24-77-2	14-23-1	260	1	47-337	23	48-292-2	12-21-0	215	2	69-507	
11/4	* at Texas Tech	L	21-55	51,303	—	—	16	29-20-2	16-30-1	197	1	59-217	32	19-175-3	38-58-1	507	4	77-682	FSN (n)
11/11	* at Oklahoma State	L	24-66	35,430	—	—	23	21-93-1	24-41-3	262	2	62-355	26	54-387-5	13-15-0	123	2	69-510	FSN (n)
11/18	* OKLAHOMA	L	10-36	31,221	—	16	11	20-(-48)-0	22-45-2	188	0	65-140	17	41-236-1	12-19-1	178	2	60-414	FSN (n)

ALL-TIME RESULTS

2007 GUY MORRISS 3-9 • 0-8 BIG 12

Team Captain: Joe Pawelek, Jonathan Weeks, Brandon Whitaker

					AP RANK		BAYLOR RUSHING		BAYLOR PASSING			BAYLOR TOTAL	OPPONENT RUSHING		OPPONENT PASSING			OPPONENT TOTAL	
DATE	OPPONENT	RESULT		ATTEND	BU	OPP	FD	ATT-YDS-TD	C-A-I	YDS	TD	NO-YDS	FD	ATT-YDS-TD	C-A-I	YDS	TD	NO-YDS	TV
9/1	at TCU	L	0-27	35,606	—	22	16	25-51-0	26-55-4	231	0	80-282	16	45-181-2	18-30-0	205	1	75-386	CSTV (n)
9/8	RICE	W	42-17	29,107	—	—	27	26-98-0	30-51-0	423	6	77-521	21	38-110-2	23-30-1	239	0	68-349	
9/15	TEXAS STATE	W	34-20	36,274	—	—	20	19-28-0	31-51-2	411	5	70-439	24	34-84-1	31-56-0	334	2	90-418	
9/22	at Buffalo	W	34-21	22,676	—	—	24	42-229-1	21-45-1	172	3	87-401	18	27-87-2	29-46-3	276	1	73-363	
9/29	* at Texas A&M	L	10-34	82,970	—	—	7	16-60-1	12-26-2	194	0	52-254	31	65-352-3	16-29-1	200	1	94-552	VERSUS (n)
10/6	* COLORADO	L	23-43	32,376	—	—	24	18-55-2	36-60-2	410	1	78-465	18	42-157-2	17-27-1	293	2	69-450	
10/13	* at Kansas	L	10-58	43,556	—	20	10	19-48-0	22-43-4	154	0	62-202	26	50-236-4	18-37-0	211	2	87-447	FCS (r)
10/20	* TEXAS	L	10-31	41,335	—	19	19	18-8-0	32-56-4	284	1	74-292	27	46-177-2	25-36-2	293	1	82-470	VERSUS (n)
10/27	* at Kansas State	L	13-51	45,959	—	—	15	26-13-0	20-35-3	318	2	61-318	23	46-208-2	23-36-1	255	3	82-463	
11/3	* TEXAS TECH (HC)	L	7-38	39,015	—	—	21	35-91-0	25-47-1	191	1	82-282	29	17-73-2	44-59-0	490	3	76-563	
11/10	* at Oklahoma	L	21-52	84,450	—	4	20	26-170-1	25-42-2	280	2	68-450	24	37-180-3	20-25-1	353	3	62-533	FSN (n)
11/17	* OKLAHOMA STATE	L	14-45	28,159	—	—	19	28-83-0	29-40-2	226	2	68-309	29	51-343-4	16-21-0	202	2	72-545	FSN (n)

ART BRILES 2008-2015 65-37

2008 ART BRILES 4-8 • 2-6 BIG 12

Team Captain: Game Captains

					AP RANK		BAYLOR RUSHING		BAYLOR PASSING			BAYLOR TOTAL	OPPONENT RUSHING		OPPONENT PASSING			OPPONENT TOTAL	
DATE	OPPONENT	RESULT		ATTEND	BU	OPP	FD	ATT-YDS-TD	C-A-I	YDS	TD	NO-YDS	FD	ATT-YDS-TD	C-A-I	YDS	TD	NO-YDS	TV
8/28	WAKE FOREST	L	13-41	30,633	—	23	15	34-94-2	15-30-2	156	0	64-250	23	44-156-2	27-36-0	220	3	80-376	FSN (n)
9/6	NORTHWESTERN STATE	W	51-6	36,258	—	—	25	39-207-3	20-26-0	330	4	65-537	14	37-52-0	18-33-1	138	0	70-190	
9/12	WASHINGTON STATE	W	45-17	25,595	—	—	20	42-426-5	7-16-0	129	1	58-555	19	39-77-2	23-38-2	263	0	77-340	FSN (r)
9/19	at Connecticut	L	28-31	38,870	—	—	24	43-169-1	14-25-0	208	3	68-377	21	46-225-4	13-23-2	125	0	69-350	ESPN2
10/4	* OKLAHOMA	L	17-49	37,145	—	1	17	41-194-2	11-26-0	75	0	67-269	32	58-217-5	24-34-1	377	2	92-594	FSN (n)
10/11	* IOWA STATE	W	38-10	30,548	—	—	27	50-147-2	22-26-0	288	2	76-435	16	18-81-0	21-41-1	176	1	59-257	FCS (n)
10/18	* at Oklahoma State	L	6-34	50,080	—	8	14	31-42-1	15-27-0	162	0	58-204	25	58-219-2	13-20-0	238	2	78-457	
10/25	* at Nebraska	L	20-32	85,104	—	—	16	33-216-3	9-20-0	134	0	53-350	26	37-161-1	32-46-0	336	3	83-497	VERSUS (n)
11/1	* MISSOURI (HC)	L	28-31	35,142	—	14	26	44-155-2	26-35-1	283	2	79-438	29	34-153-1	31-39-2	337	3	73-490	
11/8	* at Texas	L	21-45	97,715	—	5	9	29-201-2	6-20-1	71	1	49-272	30	47-194-0	26-37-2	300	5	84-494	FSN (n)
11/15	* TEXAS A&M	W	41-21	43,549	—	—	25	52-269-3	13-23-0	241	2	75-510	14	21-64-2	19-30-4	244	1	51-308	
11/29	* at Texas Tech	L	28-35	53,470	—	7	19	43-229-3	12-16-1	91	1	59-320	24	24-56-3	41-50-1	309	2	74-365	VERSUS (n)

2009 ART BRILES 4-8 • 1-7 BIG 12

Team Captain: Game Captains

					AP RANK		BAYLOR RUSHING		BAYLOR PASSING			BAYLOR TOTAL	OPPONENT RUSHING		OPPONENT PASSING			OPPONENT TOTAL	
DATE	OPPONENT	RESULT		ATTEND	BU	OPP	FD	ATT-YDS-TD	C-A-I	YDS	TD	NO-YDS	FD	ATT-YDS-TD	C-A-I	YDS	TD	NO-YDS	TV
9/5	at Wake Forest	W	24-21	27,905	—	—	18	37-197-1	16-25-0	169	2	62-366	19	34-126-1	20-31-3	169	2	65-269	ABC (n)
9/19	UCONN	L	22-30	40,147	—	—	11	21-147-3	17-27-1	119	0	48-266	21	58-235-3	12-23-0	119	0	81-382	
9/26	NORTHWESTERN STATE	W	68-13	36,452	—	—	25	33-283-4	16-25-0	284	4	58-567	17	43-133-1	19-31-2	284	0	74-248	
10/3	KENT STATE	W	31-15	27,047	—	—	20	45-158-4	20-27-0	216	0	72-374	20	25-165-1	25-46-2	216	1	71-424	FSN (n)
10/10	* at Oklahoma	L	7-33	84,478	—	19	11	17-6-0	23-43-2	262	1	60-268	34	50-197-2	27-49-0	262	1	99-586	ABC (n)
10/17	* at Iowa State	L	10-24	42,253	—	—	18	21-89-0	26-46-3	275	1	67-364	27	46-240-2	25-36-1	275	1	82-454	
10/24	* OKLAHOMA STATE (HC)	L	7-34	38,117	—	14	15	19-43-0	24-39-1	241	1	58-284	25	43-195-1	23-27-0	250	3	70-445	VERSUS (n)
10/31	* NEBRASKA	L	10-20	31,702	—	—	18	32-54-0	19-38-2	222	0	70-276	11	38-145-1	12-21-1	128	0	59-273	VERSUS (n)
11/7	* at Missouri	W	40-32	65-298	—	—	20	28-38-2	32-43-0	427	3	71-465	22	25-10-1	30-52-0	468	2	77-478	
11/14	* TEXAS	L	14-47	44,372	—	2	16	28-6-1	28-45-3	240	1	73-246	23	35-224-3	25-40-0	187	2	75-411	FSN (n)
11/21	* at Texas A&M	L	3-38	82,106	—	—	18	26-82-0	24-38-3	215	0	64-297	26	52-375-3	19-25-0	153	2	77-528	
11/28	* vs. Texas Tech (Arlington, TX)	L	13-20	71,964	—	—	19	39-104-1	22-35-1	238	0	74-342	22	28-100-0	31-49-1	269	2	77-369	FSN (n)

2010 ART BRILES 7-6 • 4-4 BIG 12

Team Captain: Game Captains

					AP RANK		BAYLOR RUSHING		BAYLOR PASSING			BAYLOR TOTAL	OPPONENT RUSHING		OPPONENT PASSING			OPPONENT TOTAL	
DATE	OPPONENT	RESULT		ATTEND	BU	OPP	FD	ATT-YDS-TD	C-A-I	YDS	TD	NO-YDS	FD	ATT-YDS-TD	C-A-I	YDS	TD	NO-YDS	TV
9/4	SAM HOUSTON STATE	W	34-3	42,821	—	—	24	25-200-2	21-42-0	263	2	67-463	13	39-88-0	13-27-0	107	0	66-195	
9/11	BUFFALO	W	34-6	40,853	—	—	22	38-173-2	22-37-1	320	2	75-493	20	35-162-0	18-47-1	163	0	82-325	FCS (n)
9/18	at TCU	L	10-45	47,493	RV	4	15	26-99-0	16-30-0	164	1	56-263	28	48-291-4	21-23-0	267	2	71-558	VERSUS (n)
9/25	at Rice	W	30-13	23,395	—	—	22	37-188-0	20-28-1	268	3	65-456	21	32-92-1	27-38-2	204	0	70-296	CBSC (n)
10/2	* KANSAS	W	55-7	35,405	—	—	32	46-244-2	28-38-0	434	4	84-678	19	37-99-0	16-28-2	171	1	65-270	FSN (n)
10/9	* vs. Texas Tech (Dallas, TX)	L	38-45	48,213	RV	—	22	30-80-2	33-45-0	427	2	75-507	35	36-173-2	42-59-1	462	4	95-635	FSN (n)
10/16	* at Colorado	W	31-25	48,953	—	—	29	35-309-2	22-27-1	234	1	62-543	25	49-192-2	21-28-1	207	1	77-399	FCS (n)
10/23	* KANSAS STATE (HC)	W	47-42	40,057	RV	RV	29	38-279-2	26-38-1	404	4	76-683	20	34-109-4	21-31-1	298	1	65-407	
10/30	* at Texas	W	30-22	100,452	25	—	17	38-109-2	16-24-1	219	2	62-328	25	37-171-1	23-40-1	257	0	77-428	FSN (n)
11/6	* at Oklahoma State	L	28-55	50,741	22	19	27	36-197-4	30-48-1	267	0	84-464	36	39-290-3	34-43-0	435	3	82-725	FSN (n)
11/13	* TEXAS A&M	L	30-42	45,089	RV	23	26	52-291-4	28-38-0	212	0	90-503	24	35-147-4	27-38-0	280	1	73-427	FSN (n)
11/20	* OKLAHOMA	L	24-53	36,034	—	16	20	38-237-2	20-33-2	124	1	71-361	24	37-109-2	28-42-1	353	3	79-462	ESPN2 (n)
TEXAS BOWL • RELIANT STADIUM • HOUSTON, TEXAS																			
12/29	vs. Illinois	L	14-38	68,211	—	—	24	29-124-1	31-43-0	313	1	72-437	25	50-291-4	18-23-0	242	0	73-533	ESPN (n)

ALL-TIME RESULTS

2011 ART BRILES — 10-3 • 6-3 BIG 12 — 13TH AP • 12TH COACHES

Team Captain: Game Captains

					AP RANK		BAYLOR RUSHING		BAYLOR PASSING			BAYLOR TOTAL	OPPONENT RUSHING		OPPONENT PASSING			OPPONENT TOTAL	
DATE	OPPONENT	RESULT		ATTEND	BU	OPP	FD	ATT-YDS-TD	C-A-I	YDS	TD	NO-YDS	FD	ATT-YDS-TD	C-A-I	YDS	TD	NO-YDS	TV
9/2	TCU	W	50-48	43,753	—	14	25	36-150-1	23-29-0	414	6	65-564	25	38-215-2	25-40-1	251	4	78-466	ESPN (n)
9/17	SFA (3O only)	W	48-0	43,090	19	—	25	31-266-3	20-23-0	279	3	54-545	10	26-84-0	13-22-1	122	0	48-207	
9/24	RICE	W	56-31	40,088	17	—	33	50-306-2	31-35-0	367	5	85-673	24	38-156-1	23-39-1	260	3	77-416	FSSW (n)
10/1	* at Kansas State	L	35-36	49,399	15	—	21	30-83-0	23-32-1	346	5	62-429	24	51-210-2	13-28-1	146	2	79-356	ABC (n)
10/8	* IOWA STATE	W	49-26	35,625	25	—	37	67-395-5	22-30-0	212	1	97-607	17	33-181-1	17-35-1	244	3	68-425	FSN (n)
10/15	* at Texas A&M	L	28-55	87,361	20	21	24	31-50-1	28-40-1	430	3	71-480	35	25-266-1	25-38-1	415	6	83-681	FX (n)
10/29	* at Oklahoma State	L	24-59	58,274	RV	3	36	54-176-2	34-51-2	446	1	105-622	23	27-327-5	24-36-0	274	3	63-601	ABC (n)
11/5	* MISSOURI (HC)	W	42-39	40,194	—	—	31	42-280-3	33-46-0	325	3	86-568	32	40-243-2	27-41-0	406	3	83-686	FSN (n)
11/12	* at Kansas	W ot	31-30	35,188	—	—	22	28-193-1	22-30-1	312	3	58-505	26	64-296-3	17-27-3	108	1	91-404	
11/19	* OKLAHOMA	W	45-38	40,281	25	5	28	38-131-2	22-35-0	485	4	73-616	29	36-158-5	36-51-1	447	0	87-605	ABC (n)
11/26	* vs. Texas Tech (Arlington, TX)	W	66-42	51,615	21	—	38	79-360-5	16-23-0	257	3	102-617	25	17-46-2	42-56-2	398	4	73-444	FSN (n)
12/3	* TEXAS	W	48-24	46,543	19	RV	24	38-191-4	15-22-1	320	2	60-511	22	45-201-0	24-40-4	356	3	85-557	ABC (n)
ALAMO BOWL • ALAMODOME • SAN ANTONIO, TEXAS																			
12/29	vs. Washington	W	67-56	65,256	15	—	33	52-482-8	24-33-0	295	1	85-777	26	37-182-4	23-37-0	438	4	74-620	ESPN (n)

2012 ART BRILES — 8-5 • 4-5 BIG 12 — RV AP • RV COACHES

Team Captain: Game Captains

					AP RANK		BAYLOR RUSHING		BAYLOR PASSING			BAYLOR TOTAL	OPPONENT RUSHING		OPPONENT PASSING			OPPONENT TOTAL	
DATE	OPPONENT	RESULT		ATTEND	BU	OPP	FD	ATT-YDS-TD	C-A-I	YDS	TD	NO-YDS	FD	ATT-YDS-TD	C-A-I	YDS	TD	NO-YDS	TV
9/2	SMU	W	59-24	43,514	RV	—	26	32-220-2	24-35-0	393	5	67-613	28	29-145-0	37-63-2	362	3	92-507	FSN (n)
9/15	SHSU	W	48-23	44,856	RV	—	27	39-232-2	24-41-2	312	3	80-544	22	44-126-1	20-39-3	285	1	83-411	FCS (n)
9/21	at ULM	W	47-42	31,175	RV	—	32	47-169-2	28-41-2	380	4	88-549	31	43-262-4	28-42-1	298	2	85-560	ESPN (n)
9/29	* at West Virginia	L	63-70	60,012	25	9	34	45-119-4	29-47-1	581	5	92-700	33	37-151-2	45-51-0	656	8	88-807	FX (n)
10/13	* TCU	L	21-49	42,524	RV	RV	21	32-106-1	15-23-4	326	2	55-432	29	57-248-3	22-30-0	261	4	87-509	FSN (n)
10/20	* at Texas	L	50-56	101,353	—	RV	29	44-255-4	30-41-1	352	2	85-607	27	44-251-7	19-31-0	274	1	75-525	ABC (n)
10/27	* at Iowa State	L	21-35	54,877	—	—	24	30-115-1	31-51-1	426	2	81-541	32	48-176-0	36-54-1	381	5	102-557	FSN (n)
11/3	* KANSAS (HC)	W	41-14	39,059	—	—	32	49-299-2	26-42-0	367	3	91-666	17	41-246-2	11-26-2	96	0	67-342	FSN (n)
11/10	* at Oklahoma	L	34-42	84,945	—	14	25	51-252-4	12-33-0	172	0	84-424	28	40-183-4	25-36-1	277	2	76-460	FSN (n)
11/17	* KANSAS STATE	W	52-24	38,029	—	2	29	49-342-5	20-32-2	238	2	81-580	21	31-76-1	27-51-3	286	2	82-362	ESPN (n)
11/24	* vs. Texas Tech (Arlington, TX)	W ot	52-45	44,168	RV	—	32	57-278-3	22-37-0	396	3	94-674	27	32-208-2	30-41-3	359	3	73-567	FOX (n)
12/1	* OKLAHOMA STATE	W	41-34	39,203	—	24	32	55-319-3	23-39-0	296	1	94-615	32	37-218-2	31-53-2	342	2	90-560	FX (n)
HOLIDAY BOWL • QUALCOMM STADIUM • SAN DIEGO, CALIF.																			
12/27	vs. UCLA	W	49-26	55,507	RV	17	25	67-306-5	10-13-0	188	2	80-494	17	28-33-0	26-52-0	329	3	80-362	ESPN (n)

2013 ART BRILES — 11-2 • 8-1 BIG 12 — BIG 12 CHAMPIONS • 13TH AP • 13TH COACHES

Team Captain: Game Captains

					AP RANK		BAYLOR RUSHING		BAYLOR PASSING			BAYLOR TOTAL	OPPONENT RUSHING		OPPONENT PASSING			OPPONENT TOTAL	
DATE	OPPONENT	RESULT		ATTEND	BU	OPP	FD	ATT-YDS-TD	C-A-I	YDS	TD	NO-YDS	FD	ATT-YDS-TD	C-A-I	YDS	TD	NO-YDS	TV
8/31	WOFFORD	W	69-3	44,989	RV	—	32	44-281-5	23-28-0	411	3	72-692	16	60-173-0	8-17-1	60	0	77-233	FSN (n)
9/7	BUFFALO	W	70-13	39,126	23	—	32	55-329-6	19-25-0	452	3	80-781	16	49-83-1	15-26-1	280	1	75-363	FSN (n)
9/21	ULM	W	70-7	42,967	20	—	29	41-311-3	25-36-1	470	5	77-781	16	35-75-0	18-46-3	220	1	81-295	FS1 (n)
10/5	* WEST VIRGINIA	W	73-42	45,467	17	—	38	61-476-8	20-33-3	396	2	94-872	21	34-118-1	17-41-1	276	3	75-394	FS1 (n)
10/12	* at Kansas State	W	35-25	52,803	15	—	15	37-114-2	12-21-0	332	3	58-446	23	58-327-3	10-22-1	118	0	80-445	FOX (n)
10/19	* IOWA STATE (HC)	W	71-7	46,825	12	—	32	53-291-5	29-39-0	423	2	92-714	9	33-41-0	15-27-2	133	1	60-174	ESPNU (n)
10/26	* at Kansas	W	59-14	32,364	6	—	31	44-306-5	21-38-0	437	3	82-743	16	50-154-1	11-33-0	154	1	83-308	ESPNU (n)
11/7	* OKLAHOMA	W	41-12	50,537	5	12	28	54-255-2	13-26-0	204	3	80-459	16	34-87-0	15-35-2	150	1	69-237	FS1 (n)
11/16	* vs. Texas Tech (Arlington, TX)	W	63-34	69,188	4	—	32	57-340-5	17-31-0	335	3	88-675	24	34-134-0	29-54-1	320	5	88-454	FOX (n)
11/23	* at Oklahoma State	L	17-49	60,281	3	11	26	36-94-0	28-48-0	359	2	84-453	21	46-154-3	21-27-0	440	3	73-594	ABC (n)
11/30	* at TCU	W	41-38	43,568	9	—	21	52-164-1	19-38-1	206	2	90-370	23	33-122-2	21-47-3	288	3	80-410	ESPN2 (n)
12/7	* TEXAS	W	30-10	51,728	9	23	29	54-221-1	21-38-0	287	2	92-508	12	35-163-0	12-34-2	54	1	69-217	FOX (n)
FIESTA BOWL • UNIVERSITY OF PHOENIX STADIUM • GLENDALE, ARIZ.																			
1/1	vs. UCF	L	42-52	65,172	6	15	27	38-194-4	30-47-1	356	2	85-550	29	44-255-4	20-31-2	301	3	75-556	ESPN (n)

2014 ART BRILES — 11-2 • 8-1 BIG 12 — BIG 12 CHAMPIONS • 7TH AP • 8TH COACHES

Team Captain: Game Captains

					AP RANK		BAYLOR RUSHING		BAYLOR PASSING			BAYLOR TOTAL	OPPONENT RUSHING		OPPONENT PASSING			OPPONENT TOTAL	
DATE	OPPONENT	RESULT		ATTEND	BU	OPP	FD	ATT-YDS-TD	C-A-I	YDS	TD	NO-YDS	FD	ATT-YDS-TD	C-A-I	YDS	TD	NO-YDS	TV
8/31	SMU	W	45-0	45,733	10	—	31	50-261-3	27-47-1	313	3	97-574	7	25-(-24)-0	21-40-1	91	0	65-67	FS1 (n)
9/6	NORTHWESTERN STATE	W	70-6	45,034	10	—	32	50-265-5	19-28-0	455	5	78-720	11	41-78-0	8-19-1	124	0	60-202	FSN (n)
9/12	at Buffalo	W	63-21	24,713	8	—	27	41-189-4	25-37-0	480	5	78-669	15	39-139-1	18-31-0	255	2	70-394	ESPN (n)
9/27	* at Iowa State	W	49-28	51,776	7	—	32	47-244-6	32-50-1	357	1	97-601	18	34-127-2	17-39-1	212	2	73-339	FOX (n)
10/4	* at Texas	W	28-7	93,727	7	—	22	60-278-1	7-22-0	111	2	82-389	20	40-190-1	16-34-2	144	0	74-334	ABC (n)
10/11	* TCU	W	61-58	46,803	5	9	39	54-272-1	28-55-2	510	6	109-782	23	41-139-4	22-48-0	346	1	89-485	ABC (n)
10/18	* at West Virginia	L	27-41	60,758	4	RV	22	42-95-1	16-37-0	223	2	79-318	33	50-134-2	23-35-1	322	3	85-456	FS1 (n)
11/1	* KANSAS (HC)	W	60-14	47,574	12	—	30	52-326-4	21-36-0	343	3	88-669	12	27-16-0	21-30-0	288	2	57-304	FS1 (n)
11/8	* at Oklahoma	W	48-14	85,048	10	16	31	52-148-5	33-43-0	396	1	95-544	13	33-171-0	13-29-1	148	2	62-319	FS1 (n)
11/22	* OKLAHOMA STATE	W	49-28	47,179	6	—	29	58-317-5	18-29-2	262	2	87-579	17	43-116-2	13-25-2	281	2	68-397	FOX (n)
11/29	* vs. Texas Tech (Arlington, TX)	W	48-46	54,179	5	—	37	54-255-3	26-42-0	292	3	96-547	31	26-103-0	31-57-1	609	6	83-712	ABC (n)
12/6	* KANSAS STATE	W	38-27	47,934	5	9	34	37-172-4	34-41-1	412	1	78-584	27	40-103-1	22-27-1	300	2	67-403	ESPN (n)
COTTON BOWL • AT&T STADIUM • ARLINGTON, TEXAS																			
1/1	vs. Michigan State	L	41-42	71,464	4	7	25	22-(-20)-1	37-52-1	603	4	74-583	29	46-238-4	24-42-2	314	2	88-552	ESPN (n)

ALL-TIME RESULTS

2015 ART BRILES 10-3 • 6-3 BIG 12 13TH AP • 13TH COACHES

Team Captain: Game Captains

					AP RANK		BAYLOR RUSHING		PASSING			TOTAL	OPPONENT RUSHING		PASSING			TOTAL	
DATE	OPPONENT	RESULT		ATTEND	BU	OPP	FD	ATT-YDS-TD	C-A-I	YDS	TD	NO-YDS	FD	ATT-YDS-TD	C-A-I	YDS	TD	NO-YDS	TV
9/4	at SMU	W	56-21	32,047	4	—	27	37-300-2	17-32-1	423	6	69-723	22	54-203-1	16-24-2	166	2	78-369	ESPN (n)
9/12	LAMAR	W	66-31	44,491	4	—	38	56-412-5	26-38-3	373	4	94-785	19	43-173-3	18-30-1	167	1	73-340	FSN (n)
9/26	RICE	W	70-17	43,619	5	—	39	53-427-3	19-25-0	366	7	78-793	20	45-94-1	11-21-0	152	1	66-246	FSN (n)
10/3	* vs. Texas Tech (Arlington, TX)	W	63-35	56,179	5	RV	26	52-368-5	16-24-1	312	4	76-680	27	24-106-1	40-65-2	530	4	89-636	ABC (n)
10/10	* at Kansas	W	66-7	25,910	3	—	34	45-281-3	27-37-0	363	5	82-644	14	39-69-0	20-36-1	158	1	75-227	FS1 (n)
10/17	* WEST VIRGINIA	W	62-38	45,370	2	—	34	50-304-2	21-34-0	389	6	84-693	22	44-182-0	18-39-1	289	4	83-471	FOX (n)
10/24	* IOWA STATE (HC)	W	45-27	45,512	2	—	27	49-276-3	17-38-1	209	3	87-485	23	55-232-1	15-29-2	156	3	84-388	ESPN (n)
11/5	* at Kansas State	W	31-24	52,108	2	—	20	34-103-1	23-33-0	419	3	67-522	22	48-258-2	13-23-2	172	1	71-430	FS1 (n)
11/14	* OKLAHOMA	L	34-44	49,875	4	12	18	44-159-3	16-27-2	257	2	71-416	28	53-241-3	24-34-1	270	3	87-511	ABC (n)
11/21	* at Oklahoma State	W	45-35	58,669	10	4	32	73-304-3	17-31-1	396	3	104-700	19	23-8-1	28-51-0	433	4	74-441	FOX (n)
11/27	* at TCU	L 2ot	21-28	47,675	7	15	21	71-273-2	7-24-1	62	1	95-335	15	46-154-1	18-33-1	148	2	79-302	ESPN (n)
12/5	* TEXAS	L	17-23	48,093	12	—	29	66-395-2	13-28-2	84	0	94-479	15	42-156-1	12-21-0	151	1	63-307	ESPN (n)
RUSSELL ATHLETIC BOWL • CITRUS BOWL STADIUM • ORLANDO, FLA.																			
12/29	vs. North Carolina	W	49-38	40,418	18	10	38	84-645-7	10-18-1	111	0	102-756	28	36-244-2	22-36-1	243	3	72-487	ESPN (n)

JIM GROBE 2016 7-6

2016 JIM GROBE 7-6 • 3-6 BIG 12

Team Captain: Game Captains

					AP RANK		BAYLOR RUSHING		PASSING			TOTAL	OPPONENT RUSHING		PASSING			TOTAL	
DATE	OPPONENT	RESULT		ATTEND	BU	OPP	FD	ATT-YDS-TD	C-A-I	YDS	TD	NO-YDS	FD	ATT-YDS-TD	C-A-I	YDS	TD	NO-YDS	TV
9/2	NORTHWESTERN ST.	W	55-7	44,849	23	—	23	43-275-1	19-29-0	223	5	72-498	9	40-47-1	5-19-0	31	0	59-78	FSN (n)
9/10	SMU	W	40-13	45,499	23	—	29	55-275-2	26-48-2	261	2	103-536	21	38-176-0	17-44-3	229	1	82-405	FS1 (n)
9/16	at Rice	W	38-10	27,047	21	—	31	54-296-2	23-42-1	342	3	96-638	14	42-234-1	9-27-0	31	0	69-265	ESPN (n)
9/24	* OKLAHOMA STATE	W	35-24	45,373	16	RV	20	37-136-1	18-28-1	387	4	65-523	30	55-213-3	27-46-1	279	0	101-492	FOX (n)
10/1	* at Iowa State	W	45-42	50,842	13	—	30	62-469-5	12-22-0	178	1	84-647	26	54-204-4	17-23-0	261	2	77-465	FS1 (n)
10/15	* KANSAS	W	49-7	47,598	11	—	20	49-246-4	13-30-0	207	2	79-453	15	48-83-1	13-27-4	134	0	75-217	FS1 (n)
10/29	* at Texas	L	34-35	97,822	8	—	31	68-398-2	14-28-1	226	2	96-624	19	51-257-2	12-21-1	291	2	72-548	ABC (n)
11/5	* TCU	L	22-62	48,129	13	—	19	45-133-2	22-43-1	282	1	88-415	34	59-431-6	18-31-0	257	1	90-688	FOX (n)
11/12	* at Oklahoma	L	24-45	86,249	25	9	24	45-212-1	21-46-2	292	2	91-504	23	49-266-4	20-25-1	300	2	74-566	ABC (n)
11/19	* KANSAS STATE	L	21-42	43,581	—	—	22	33-110-0	27-46-3	258	3	79-368	25	51-237-6	16-25-0	177	0	76-414	FOX (n)
11/25	* vs. Texas Tech	L	35-54	41,656	—	—	32	53-257-2	30-47-1	377	3	100-634	24	32-30-1	30-47-0	586	6	79-666	ABC (n)
12/3	* at West Virginia	L	21-24	49,229	—	14	19	41-196-1	15-31-2	244	2	72-440	25	62-311-1	10-26-0	111	2	88-422	FS1 (n)
MOTEL 6 CACTUS BOWL • CHASE FIELD • PHOENIX, ARIZ.																			
12/27	vs. Boise State	W	31-12	33,328	—	—	29	43-140-1	29-40-1	375	3	83-515	25	38-83-0	32-51-2	305	1	89-388	ESPN (n)

MATT RHULE 2017 1-11

2017 MATT RHULE 1-11 • 1-8 BIG 12

Team Captain: Game Captains

					AP RANK		BAYLOR RUSHING		PASSING			TOTAL	OPPONENT RUSHING		PASSING			TOTAL	
DATE	OPPONENT	RESULT		ATTEND	BU	OPP	FD	ATT-YDS-TD	C-A-I	YDS	TD	NO-YDS	FD	ATT-YDS-TD	C-A-I	YDS	TD	NO-YDS	TV
9/2	LIBERTY	L	45-48	45,784	—	—	22	34-254-3	14-30-2	278	3	64-532	31	43-138-1	44-60-0	447	3	103-585	FS2 (n)
9/9	UTSA	L	10-17	41,923	—	—	14	31-137-0	11-27-1	137	1	58-274	20	45-220-0	15-20-0	155	2	65-375	FSN (n)
9/16	at Duke	L	20-34	26,714	—	—	9	27-57-0	12-34-3	263	3	61-320	24	51-246-3	20-35-1	184	0	86-430	ACCRSN
9/23	* OKLAHOMA	L	41-49	43,573	—	3	22	35-60-0	33-50-0	463	4	95-523	20	40-342-4	13-19-0	283	3	59-625	FS1
9/30	* at Kansas State	L	20-33	52,293	—	—	18	46-219-1	26-44-1	291	1	71-375	19	43-225-2	7-17-0	119	1	60-344	ESPN2
10/14	* at Oklahoma State	L	16-59	56,790	—	14	22	46-219-1	14-36-2	168	0	82-387	29	38-276-5	20-33-0	471	3	71-747	FS1
10/21	* WEST VIRGINIA (HC)	L	36-38	45,389	—	23	30	42-127-2	24-40-0	370	2	82-497	23	29-118-0	26-37-0	375	5	66-493	FS2
10/28	* TEXAS	L	7-38	45,656	—	—	12	37-31-1	21-38-1	218	0	75-249	19	35-171-3	27-36-1	256	1	71-427	ESPNU
11/4	* at Kansas	W	38-9	21,797	—	—	20	39-120-2	24-30-0	335	3	69-455	15	33-126-0	19-36-1	163	0	69-289	FSN
11/11	* vs. Texas Tech	L	24-38	34,482	—	—	31	29-106-0	43-63-1	417	3	92-523	18	30-91-1	24-29-0	246	2	59-337	FSN
11/18	* IOWA STATE	L	13-23	40,653	—	—	25	38-133-0	26-36-1	198	1	74-331	21	40-214-0	14-28-0	180	2	68-394	FSN
11/24	* at TCU	L	22-45	43,015	—	10	14	29-79-0	21-34-2	314	2	63-393	25	36-112-3	26-36-0	325	3	72-437	FS1

YEARLY RECORDS

EARLY YEARS (1899-1914)

YEAR	OVERALL	HEAD COACH
1899	2-1-1	R.H. Hamilton
1900	3-0	R.H. Hamilton
1901	5-3	W.J. Ritchie
1902	3-4-2	J.C. Ewing
1903	4-3-1	R.N. Watts
1904	2-5-1	Sol Metzger
1905	1-6	Archie Web
1906	NO TEAM	
1907	4-3-1	Luther Burleson
1908	3-5	E.J. Mills
1909	5-3	E.J. Mills
1910	6-1-1	Ralph Glaze
1911	3-4-2	Ralph Glaze
1912	3-5	Ralph Glaze
1913	3-4-3	Norman Paine
1914	3-5-2	Charles "Bubs" Mosley

SWC YEARS (1915-1995)

YEAR	OVERALL	SWC	FINISH	HEAD COACH
1915	7-1	3-0	*t-1st	Charles "Bubs" Mosley
1916	9-1	3-1	2nd	Charles "Bubs" Mosley
1917	6-2-1	2-1	2nd	Charles "Bubs" Mosley
1918	0-6	0-2	t-7th	Charles "Bubs" Mosley
1919	5-3-1	0-3-1	7th	Charles "Bubs" Mosley
1920	4-4-1	1-2-1	5th	Frank Bridges
1921	8-3	2-2	t-4th	Frank Bridges
1922	8-3	5-0	1st	Frank Bridges
1923	5-1-2	1-1-2	t-4th	Frank Bridges
1924	7-2-1	4-0-1	1st	Frank Bridges
1925	3-5-2	0-3-2	7th	Frank Bridges
1926	6-3-1	3-1-1	2nd	Morley Jennings
1927	2-7	0-5	7th	Morley Jennings
1928	8-2	3-2	t-3rd	Morley Jennings
1929	7-3-1	2-2-1	t-4th	Morley Jennings
1930	6-3-1	3-1-1	2nd	Morley Jennings
1931	3-6	1-5	6th	Morley Jennings
1932	3-5-1	1-4-1	t-5th	Morley Jennings
1933	6-4	4-2	t-2nd	Morley Jennings
1934	3-7	1-5	7th	Morley Jennings
1935	8-3	3-3	t-3rd	Morley Jennings
1936	6-3-1	3-2-1	t-3rd	Morley Jennings
1937	7-3	3-3	t-4th	Morley Jennings
1938	7-2-1	3-2-1	3rd	Morley Jennings
1939	7-3	4-2	t-2nd	Morley Jennings
1940	4-6	0-6	7th	Morley Jennings
1941	3-6-1	1-4-1	6th	Frank Kimbrough
1942	6-4-1	3-2-1	4th	Frank Kimbrough
1943		NO TEAM — WORLD WAR II		
1944		NO TEAM — WORLD WAR II		
1945	5-5-1	2-4	6th	Frank Kimbrough
1946	1-8	0-6	7th	Frank Kimbrough
1947	5-5	1-5	7th	Bob Woodruff
1948	6-3-2	3-2-1	t-3rd	Bob Woodruff
1949	8-2	4-2	2nd	Bob Woodruff
1950	7-3	4-2	2nd	George Sauer
1951	8-2-1	4-1-1	2nd	George Sauer
1952	4-4-2	1-3-2	5th	George Sauer
1953	7-3	4-2	3rd	George Sauer
1954	7-4	4-2	t-3rd	George Sauer
1955	5-5	2-4	t-5th	George Sauer
1956	9-2	4-2	3rd	Sam Boyd
1957	3-6-1	0-5-1	7th	Sam Boyd
1958	3-7	1-5	7th	Sam Boyd
1959	4-6	2-4	5th	John D. Bridgers
1960	8-3	5-2	t-2nd	John D. Bridgers
1961	6-5	2-5	t-6th	John D. Bridgers
1962	4-6	3-4	t-4th	John D. Bridgers
1963	8-3	6-1	2nd	John D. Bridgers
1964	5-5	4-3	3rd	John D. Bridgers
1965	5-5	3-4	t-4th	John D. Bridgers
1966	5-5	3-4	5th	John D. Bridgers
1967	1-8-1	0-6-1	8th	John D. Bridgers
1968	3-7	3-4	5th	John D. Bridgers
1969	0-10	0-7	8th	Bill Beall
1970	2-9	1-6	7th	Bill Beall
1971	1-9	0-7	8th	Bill Beall
1972	5-6	3-4	t-4th	Grant Teaff
1973	2-9	0-7	8th	Grant Teaff
1974	8-4	6-1	1st	Grant Teaff
1975	3-6-2	2-5	t-5th	Grant Teaff
1976	7-3-1	4-3-1	4th	Grant Teaff
1977	5-6	3-5	t-6th	Grant Teaff
1978	3-8	3-5	t-6th	Grant Teaff
1979	8-4	5-3	4th	Grant Teaff
1980	10-2	8-0	1st	Grant Teaff
1981	5-6	3-5	t-6th	Grant Teaff
1982	4-6-1	3-4-1	5th	Grant Teaff
1983	7-4-1	4-3-1	t-3rd	Grant Teaff
1984	5-6	4-4	6th	Grant Teaff
1985	9-3	6-2	t-2nd	Grant Teaff
1986	9-3	6-2	t-2nd	Grant Teaff
1987	6-5	3-4	t-5th	Grant Teaff
1988	6-5	2-5	t-4th	Grant Teaff
1989	5-6	4-4	t-4th	Grant Teaff
1990	6-4-1	5-2-1	t-2nd	Grant Teaff
1991	8-4	5-3	t-2nd	Grant Teaff
1992	7-5	4-3	t-2nd	Grant Teaff
1993	5-6	3-4	t-4th	Chuck Reedy
1994	7-5	4-3	t-1st	Chuck Reedy
1995	7-4	5-2	t-2nd	Chuck Reedy

* — Baylor forfeited 1915 SWC title for use of ineligible player.

BIG 12 YEARS (1996-PRES.)

YEAR	OVERALL	B12	FINISH	HEAD COACH
1996	4-7	1-7	6th South	Chuck Reedy
1997	2-9	1-7	6th South	Dave Roberts
1998	2-9	1-7	6th South	Dave Roberts
1999	1-10	0-8	6th South	Kevin Steele
2000	2-9	0-8	6th South	Kevin Steele
2001	3-8	0-8	6th South	Kevin Steele
2002	3-9	1-7	6th South	Kevin Steele
2003	3-9	1-7	6th South	Guy Morriss
2004	3-8	1-7	6th South	Guy Morriss
2005	5-6	2-6	5th South	Guy Morriss
2006	4-8	3-5	6th South	Guy Morriss
2007	3-9	0-8	6th South	Guy Morriss
2008	4-8	2-6	t5th South	Art Briles
2009	4-8	1-7	6th South	Art Briles
2010	7-6	4-4	4th South	Art Briles
2011	10-3	6-3	t-3rd	Art Briles
2012	8-5	4-5	t-5th	Art Briles
2013	11-2	8-1	1st	Art Briles
2014	11-2	8-1	t-1st	Art Briles
2015	10-3	6-3	4th	Art Briles
2016	7-6	3-6	8th	Jim Grobe
2017	1-11	1-8	9th	Matt Rhule

ALL-TIME RECORD BY DECADE

DECADE	GAMES	W	L	T	PCT.
1890-1899	4	2	1	1	.625
1900-1909	67	30	32	5	.485
1910-1919	87	45	32	10	.575
1920-1929	99	58	33	8	.626
1930-1939	99	56	39	4	.586
1940-1949	82	38	39	5	.494
1950-1959	103	57	42	4	.573
1960-1969	103	45	57	1	.442
1970-1979	111	44	64	3	.410
1980-1989	114	66	46	2	.588
1990-1999	113	49	63	1	.438
2000-2009	116	34	82	0	.293
2010-2017	103	65	38	0	.631
116-YEAR TOTALS	**1,201**	**589**	**568**	**44**	**.509**

COACHING RECORDS

ALL-TIME COACHING LEADERS

BY VICTORIES

	COACH	YEARS	TENURE	RECORD	PCT.
1.	Grant Teaff	21	1972-92	128-105-6	.548
2.	Morley Jennings	15	1926-40	83-60-6	.577
3.	Art Briles	8	2008-15	65-37	.637
4.	John D. Bridgers	10	1959-68	49-53-1	.481
5.	George Sauer	6	1950-55	38-21-3	.637
6.	Frank Bridges	6	1920-25	35-18-6	.644
7.	Charles P. "Bubs" Mosley	6	1914-19	30-18-4	.615
8.	Chuck Reedy	4	1993-96	23-22	.511
9.	Bob Woodruff	3	1947-49	19-10-2	.645
10.	Guy Morriss	5	2003-07	18-40-0	.310
11.	Sam Boyd	3	1956-58	15-15-1	.500
	Frank Kimbrough	4	1941-42, 1945-46	15-23-3	.402
13.	Ralph Glaze	3	1910-12	12-10-3	.540
14.	Kevin Steele	4	1999-2002	9-36	.200
15.	E.J. Mills	2	1908-09	8-8	.500
16.	Jim Grobe	1	2016	7-6	.538
17.	R.H. Hamilton	2	1899-1900	5-1-1	.786
	W.J. Ritchie	1	1901	5-3	.625
19.	R.N. Watts	1	1903	4-3-1	.563
	Luther Burleson	1	1907	4-3-1	.563
	Dave Roberts	2	1997-98	4-18	.182
22.	Norman Paine	1	1913	3-4-3	.450
	J.C. Ewing	1	1902	3-4-2	.444
	Bill Beall	3	1969-71	3-28	.097
25.	Sol Metzger	1	1904	2-5-1	.313
26.	Archie Webb	1	1905	1-6	.143
27.	Matt Rhule	1	2017	1-11	.083

BY WINNING PERCENTAGE

	COACH	YEARS	TENURE	RECORD	PCT.
1.	R.H. Hamilton	2	1899-1900	5-1-1	.786
2.	Bob Woodruff	3	1947-49	19-10-2	.645
3.	Frank Bridges	6	1920-25	35-18-6	.644
4.	George Sauer	6	1950-55	38-21-3	.637
	Art Briles	8	2008-15	65-37	.637
6.	W.J. Ritchie	1	1901	5-3	.625
7.	Charles P. "Bubs" Mosley	6	1914-19	30-18-4	.615
8.	Morley Jennings	15	1926-40	83-60-6	.577
9.	R.N. Watts	1	1903	4-3-1	.563
	Luther Burleson	1	1907	4-3-1	.563
11.	Grant Teaff	21	1972-92	128-105-6	.548
12.	Ralph Glaze	3	1910-12	12-10-3	.540
13.	Jim Grobe	1	2016	7-6	.538
14.	Chuck Reedy	4	1993-96	23-22	.511
15.	E.J. Mills	2	1908-09	8-8	.500
	Sam Boyd	3	1956-58	15-15-1	.500
17.	John D. Bridgers	10	1959-68	49-53-1	.481
18.	Norman Paine	1	1913	3-4-3	.450
19.	J.C. Ewing	1	1902	3-4-2	.444
20.	Frank Kimbrough	4	1941-42, 1945-46	15-23-3	.402
21.	Sol Metzger	1	1904	2-5-1	.313
22.	Guy Morriss	5	2003-07	18-40-0	.310
23.	Kevin Steele	4	1999-2002	9-36	.200
24.	Dave Roberts	2	1997-98	4-18	.182
25.	Archie Webb	1	1905	1-6	.143
26.	Bill Beall	3	1969-71	3-28	.097
27.	Matt Rhule	1	2017	1-11	.083

ALL-TIME COACHING RECORDS

COACH (ALMA MATER)	YEARS	TENURE	RECORD	PCT.
R.H. Hamilton	2	1899-1900	5-1-1	.786
W.J. Ritchie	1	1901	5-3	.625
J.C. Ewing	1	1902	3-4-2	.444
R.N. Watts	1	1903	4-3-1	.563
Sol Metzger (Penn)	1	1904	2-5-1	.313
Archie Webb	1	1905	1-6	.143
Luther Burleson (Baylor)	1	1907	4-3-1	.563
E.J. Mills (Kansas Normal)	2	1908-09	8-8	.500
Ralph Glaze (Dartmouth)	3	1910-12	12-10-3	.540
Norman Paine (Chicago)	1	1913	3-4-3	.450
Charles P. "Bubs" Mosley (Baylor)	6	1914-19	30-18-4	.615
Frank Bridges (Harvard)	6	1920-25	35-18-6	.644
Morley Jennings (Mississippi State)	15	1926-40	83-60-6	.577
Frank Kimbrough (Hardin-Simmons)	4	1941-42, 1945-46	15-23-3	.402
Bob Woodruff (Tennessee)	3	1947-49	19-10-2	.645
George Sauer (Nebraska)	6	1950-55	38-21-3	.637
Sam Boyd (Baylor)	3	1956-58	15-15-1	.500
John D. Bridgers (Auburn)	10	1959-68	49-53-1	.481
Bill Beall (Memphis State)	3	1969-71	3-28	.097
Grant Teaff (McMurry)	21	1972-92	128-105-6	.548
Chuck Reedy (Appalachian State)	4	1993-96	23-22	.511
Dave Roberts (Western Carolina)	2	1997-98	4-18	.182
Kevin Steele (Tennessee)	4	1999-2002	9-36	.200
Guy Morriss (TCU)	5	2003-07	18-40	.310
Art Briles (Texas Tech)	8	2008-15	65-37	.637
Jim Grobe (Virginia)	1	2016	7-6	.538
Matt Rhule (Penn State)	1	2017	1-11	.083

ASSISTANT COACHES

-A-

ACHUFF, Chris (Bloomsburg State, 1998) — Defensive Tackles (2008-10), Defensive Line (2011-16)
ADAMS, Tom (Rice, 1982) — Defensive Line (2003-04)
AMOS, Jim (Sam Houston State, 1955) — Offensive Backs, Receivers (1970-71)

-B-

BABERS, Dino (Hawaii, 1984) — Outside Receivers/Recruiting Coordinator (2008), Outside Receivers/Special Teams Coordinator (2009-11)
BALDWIN, Dave (Cal State Northridge, 1978) — Offensive Coordinator/Quarterbacks (2002)
BARFIELD, Bob (Sam Houston State, 1939) — Head Freshman (1954-55), Offensive Backs (1956-57)
BELL, Shawn (Baylor, 2006) — Offensive Line (2018)
BENNETT, Phil (Texas A&M, 1978) — Defensive Coordinator (2011-16)
BICKNELL, Bob (Boston College, 1991) — Wide Receivers (2017)
BISHOP, Keith (Baylor, 1979) — Assistant Line (1990)
BOYD, Sam (Baylor, 1939) — Freshman (1950-53), Ends (1954-55)
BRADFORD, Vic — Assistant Coach (1950)
BRADLEY, Bill (Texas) — Defensive Coordinator (2004-2006)
BRILES, Kendal (Houston, 2006) — Inside Receivers (2008), IR/Off. Recruiting Coordinator (2009-11), Passing Game Coordinator/Receivers/ Offenisve Recruiting Coordinator (2012-16)
BROEKER, Joe (Washington State, 1965) — Defensive Ends (1978-79)
BROWN, Francis (Western Carolina, 2006) — Assistant Head Coach/Defensive backs (2017-18)
BROYLES, Frank (Georiga Tech, 1947) — Backfield (1947-50)
BUCKELS, Carlton (LSU, 1982) — Cornerbacks (2011-16)
BUGAR, Mike (Florida State, 1969) — Defensive Line (1994-96)
BURT, Clayton (Baylor, 1959) — Freshman Line (1959)

-C-

CARR, Gerald (Southern Illinois, 1981) — Assistant Head Coach/Running Backs (2003-05)
CASNER, Ken (Baylor, 1951) — Freshman Line (1953), Defensive Line (1967-68), Offensive Line (1969-71)
CASSITY, Mike (Kentucky, 1976) — Assistant Head Coach, Defensive Coordinator/Secondary (1997-98)
CHRISTIAN, Dr. Duke (Southastern Oklahoma, 1963) — Offensive Backfield (1979-81), Quarterbacks & Run Game Coordinator (1982), Offensive Coordinator (1983-87)
CLEMENTS, Randy (Stephen F. Austin, 1989) — Co-Offensive Coordinator & Line (2008-11), Running Game Coordinator/Offensive Line (2012-16)
COOPER, Evan (Temple, 2009) — Secondary (2018)
COOPER, Harden (Tulsa, 1948) — Defensive Line (1956-58)
COPE, Bob (Carson-Newman, 1961) — Executive Assistant Head Coach/Secondary (1993), Executive Assistant Head Coach/Seconday/Defensive Coordinator (1994), Assistant Head Coach/Secondary (1995)
CROUCH, Randy (Louisiana Tech, 1975) — Graduate Assistant (1977), Offensive Line (1978)
CROW, Floyd (Texas A&M, 1917) — Assistant Coach (1920-55)
CROWE, Jack (UAB, 1970) — Offensive Coordinator/Quarterbacks (1993-96)
CULPEPPER, Pat (Texas, 1963) — Ends & Linebackers (1968-70), Defensive Coordinator (1971-72)
CUNDIFF, Richard (Lincoln Memorial, 1973) — Defensive Assistant (1981-82)

-D-

DAVIDSON, Cotton (Baylor, 1953) — Ends/Receivers (1959), Quarterbacks/Receivers (1972-82), Assistant Head Coach/Quarterbacks/Receivers (1983-89), Assistant Head Coach/Receivers (1990-91), Executive Assistant Head Coach/Receivers (1992)
DELEONE, George (UConn, 1970) — Offensive Line (2017)
DISHMAN, Cris (Purdue, 1988) — Safeties (2015-16)
DRAKE, Darryl (Western Kentucky, 1979) — Offensive Coordinator/Quarterbacks (1997)
DRIVER, Charley (Baylor, 1952) — Freshman Line (1954-55), Offensive Line (1956-61)
DRY, F.A. (Oklahome State, 1953) — Offensive Line (1984-92), Offensive Coordinator (1988-89)
DUNN, Kasey (Idaho, 1992) — Assistant Head Coach, Wide Receivers and Special Teams Coordinator (2007)

-E-

ELAM, Jim (New Mexico Highlands, 1969) — Secondary (1977)
ELIZARDE, Ruben (East Central Oklahoma, 1970) — Defensive Assistant (1982)

-F-

FEDORA, Larry (Austin College, 1985) — Graduate Assistant (1991-92), Wide Receivers (1993-94), Running Backs (1995-96)
FERTSCH, Doug (Baylor, 1975) — Offensive Line (1999-2002)
FOBBS, Lee (Grambling State, 1973) — Running Backs (1997-98), Defensive Tackles (1999-2000)
FORD, Tommy (Texas, 1964) — Receivers (1969), Offensive Backfield (1970-71)
FRAZIER, Tommie (Nebraska, 1996) — Running Backs (1999-2002)
FRY, Hayden (Baylor, 1951) — Defensive Backfield (1959-60)
FREDENBURG, Pete (Texas State, 1970) — Defensive Line (1982), Defensive Coordinator/Defensive Line (1983-84), Defensive Coordinator (1985-89), Defensive Coordinator/ Defensive Tackles (1990-91), Assistant Head Coach/Defensive Tackles (1992), Assistant Head Coach/Defensive Coordinator (1993)

-G-

GLASS, Vernon (Rice, 1951) — Offensive Backfield (1960-61)
GOODNER, John (Southwestern Oklahoma State, 1967) — Linebackers (1984-91), Defensive Coordinator/Linebackers (1992 & 2003)
GOREE, Roger (Baylor, 1989) — Graduate Assistant (1989-90), Linebackers Volunteer (1991)
GREW, Jack (Army, 1946) — Defensive Assistant (1968)
GUNDY, Mike (Oklahoma State, 1990) — Passing Game Coordinator (1996)
GUSH, Jim (Bucknell, 1981) — Linebackers/Def. Recruiting Coordinator (2011-16)
GUNN, Keith (Abilene Christian, 1992) — Graduate Assistant (1996-97), Administrative Assistant (1998)

-H-

HACKETT, Walter (Whittier, 1950) — Defensive Coordinator (1959-61)
HALEY, Brick (Alabama A&M, 1989) — Defensive Coordinator/Linebackers (1999-2001)
HANSEN, Lonnie (Ottawa, 1978) — Offensive Line/Tight Ends (1999-2000), Defensive Tackles (2001-02)
HARMS, Ron (Valparaiso, 1959) — Offensive Backfield (1976), Offensive Coordinator (1977-79)
HARRINGTON, Lee (Baylor, 1958) — Offensive Line (1969-71)
HARRIS, Wayne (Whittier, 1955) — B-Team (1960), Ends & Linebackers (1961)
HATLEY, Mark (Oklahoma State, 1973) — Secondary (1983-1984)
HAYS, Lee (Texas A&M-Kingsville, 1996) — Offensive Coordinator (2006-07), Quarterbacks (2007)
HENDERSON, Bill (Howard Payne, 1925) — Ends Coach (1936-42 & 1945-55)
HICKS, Bill (Baylor, 1962) — Defensive Line (1969-81)
HOEFER, Larry (McMurry, 1973) — Safeties (2003-07); Defensive Coordinator (2007), Linebackers (2008-10)
HOLLAND, Jim (Appalachian State, 1971) — Defensive Tackles (1997), Tight Ends/Recruting Coordinator (1998)
HOUT, Morgan (Tennessee Temple, 1971) — Receivers Volunteer (1989)

-J-

JACKSON, Cornell (Sterling, 1986) — Running Backs (2007)
JACKSON, Frisman (Northern Illinois, 2009) — Wide Receivers (2018)
JACKSON, Harold (Jackson State, 1968) — Wide Receivers (2003-2006)
JAMES, Robert (McMurray, 1961) — Defensive Ends (1983-94, 1999-2002), Outside Linebackers (1995-96, 1998), Tight Ends (1997)
JARNAGIN, W.C. (Hardin-Simmons, 1937) — Assistant Coach (1946)
JENNINGS, Clay (North Texas, 1996) — Cornerbacks (2007)
JETT, Paul (Texas, 1977) — Defensive Backs (2001)
JOHNSON, Rick (Cal Western, 1968) — Defensive Backfield (1985-86)
JONES, Bobby (Baylor, 1957) — Defensive Backfield (1963)
JONES, Pete (Baylor, 1931) — Assistant Coach (1946-47), Freshman (1948-49)

-K-

KINNE, Gary Joe (Baylor, 1990) — Linebackers (2006-07)
KIRK, George (TCU, 1956) — Offensive Coordinator (1972-73)

ASSISTANT COACHES

-L-

LAMBERT, Ed (Cal State-Hayward, 1970) — Offensive Backs (1988-89), Running Backs (1990-91)
LANCASTER, Chris (Clemson, 1989) — Graduate Assistant (1990-91), Offensive Tackles (1993-1994, 1996), Offensive Tackles/Tight Ends (1995), Offensive Line (2003-05), Running Backs & Special Teams Coord. (2006)
LANE, Bill (Stephen F. Austin State, 1957) — Offensive Line (1972, 1977-79), Defensive Ends (1974), Offensive Line/Tight Ends (1980), Tight Ends (1981-90), Offensive Tackles (1991-92)
LEBBY, Jeff (Oklahoma, 2007) — Running Backs (2012-16)
LITTLE, Jack (Texas A&M, 1953) — Offensive Line (1962-67), Freshman (1968)

-M-

McCOLLUM, Andy (Austin Peay, 1981) — Linebackers (1993-94, 1997-98), Executive Assistant Head Coach/Defensive Coordinator/Linebackers (1995), Associate Head Coach/Defensive Coordinator/Linebackers (1996)
McCULLEY, C.H. (Pete) (Louisiana Tech, 1956) — Offensive Backfield (1963-69)
McGRIFF, Wesley (Savannah State, 1990) — Cornerbacks (2003-2006)
McGUIRE, Joey (UT Arlington, 1995) — Tight Ends (2017-18)
McLEOD, Dan (Midwestern State, 1952) — Freshman Assistant (1970-71)
McLOUD, Kim (Hawai`i, 1991) — Defensive Backs (2008), DBs/Defensive Recruiting Coordinator (2009-10)
McNEEL, Taylor (Louisiana Tech, 1960) — Defensive Backfield (1964-71)
McNEIL, Gerald (Baylor, 1984) — Wide Receivers (1998)
MEYER, Greg (Northern Colorado, 1974) — Offensive Coordinator/Quarterbacks (1999-2001)
MICHALSKE, August (Penn State, 1927) — Defensive Line (1950-52)
MICKLER, Pete (Baylor, 1942) — Assistant Coach (1948-49)
MILLS, Billy (Baylor, 1976) — Defensive Ends (1977), Cornerbacks (1978), Secondary (1979-82)
MONTGOMERY, Philip (Tarleton State, 1995) — Co-Offensive Coordinator/Quarterbacks/ Running Backs (2008-11), Offensive Coordinator (2012-14)

-N-

NELSON, Corky (Texas State, 1963) — Defensive Coordinator (1974-81)
NELSON, Mark (East Central Oklahoma State, 1980) — Special Teams Coordinator/Defensive Ends (2003), Special Teams Coordinator/Linebackers (2004-05)
NEWBILL, Joe (Rice) — Defensive Backfield (1961-62)
NEWMAN, Bill (Baylor) — B-Team Coach (1956-59)
NIXON, Jeff (Penn State, 1998) — Co-Offensive Coordinator/Running Backs (2017)
NORWOOD, Brian (Hawaii, 1988) — Defensive Coordinator (2008-10), Associate Head Coach/Safeties (2011-14)

-O-

O'HARA, John (Panhandle State, 1967) — Tight Ends (1973-76), Offensive Line Coordinator (1977-78), Offensive Coordinator (1979-82)
OKAM, Frank (Texas, 2007) — Defensive Line (2018)
OWEN, Steve (Phillips) — Defensive Specialist (1955)

-P-

PARKER, Dudley (Baylor, 1950) — Defensive Backfield (1957-58)
PARKER, James (Baylor, 1951) — Freshman Line (1951), Backfield (1955-56)
PATTERSON, Darrell (TCU, 1984) — Linebackers (2002)
PEASE, Brent (Montana, 1990) — Offensive Coordinator/Quarterbacks (2003-05)
PHILLIPS, Jason (Houston, 2001) — Inside Receivers & Recruiting Coordinator (2007)
PHILLIPS, Wes (UTEP, 2001) — Quarterbacks (2006)
PICKLE, Jerry (Delta State, 1976) — Recruiting Coordinator/Administrative Assistant (1986-91), Administrator of Student Services & Recruitment (1992), Director of Football Operations (1993-2007)
PRUETT, Tom (Trinity, 1957) — Offensive Backfield (1958-59)
PURVIS, Charles (Illinois, 1940) — Offensive Coach (1958-62), Quarterbacks & Receivers (1963-67)

-R-

REEDY, Chuck (Appalachian State, 1971) — Offensive Coordinator/Quarterbacks (1990-92)
ROBINSON, Elijah (Penn State, 2008) — Defensive Line (2017)
RUCKER, Ken (Carson-Newman, 1976) — Running Backs (1993)
RUSSELL, Jack (Baylor, 1942) — Offensive Line (1953-55)

-S-

SCHNUPP, Eric (Miami, 2000) — Offensive Line/Tight Ends (2007)
SCOGGINS, Bill (Howard Payne, 1946) — Freshman Coach (1972), Junior Varsity Coach (1973-74), Defensive Line (1975)
SHEALY, Dal (Carson Newman, 1960) — Assistant Head Coach/Offensive Backfield (1974-75)
SHILLINGLAW, Colin (Northern Iowa, 1987) — Director of Football Operations (2008-10), Asst. AD/Football Operations (2011-15)
SIRAVO, Mike (Boston College, 1998) — Linebackers/Recruiting Coordinator (2017-18)
SMITH, Milburn "Catfish" (East Texas State, 1934) — Freshman Coach (1959-67)
SMITH, Rick (Florida State, 1971) — Secondary (1987-89)
SMITH, Scott (Baylor, 1981) — Defensive Backs (1990-91), Defensive Backs/Special Teams (1992), Assistant Head Coach/Defensive Backs (1999-2000), Assistant Head Coach/Tight Ends/Special Teams (2001-02)
SMITH, Ty (Western Carolina, 1980) — Defensive Coordinator/Ends (1997), Defensive Line (1998)
SNOW, Phil (Cal State Hayward, 1978) — Defensive Coordinator (2017-18)
STEELE, Dale (South Carolina, 1976) — Wide Receivers/ Recruiting Coordinator (1999-2002)
SULLIVAN, Mickey (Baylor, 1954) — Freshman Coach (1969-71), Recruiting Coordinator (1972-78)

-T-

TAYLOR, Trooper (Baylor, 1991) — Graduate Assistant (1993-94), Wide Receivers (1995, 1997), Secondary (1996)
THOMAS, Glenn (Texas Tech, 1998) — Co-Offensive Coordinator/Quarterbacks (2017-18)
THOMAS, Jack (Tulsa, 1947) — Defensive Ends/ Linebackers (1963-1967), Offensive Line (1968)
TROTT, Bob (North Carolina, 1976) — Defensive Coordinator/Defensive Backs (2002)
TURNER, Wade (Stephen F. Austin State, 1959) — Defensive Backfield (1972-78), Offensive Backs, Administrative Assistant & Recruiting Coordinator (1979-89)
TURNER, Clyde "Bulldog" — Line (1953)

-U-

UNGER, Mike (Abilene Christian, 1973) — Offense (1981)

-W-

WALLIS, Tate (Tarleton State, 2008) — Receivers (2015-16)
WASHINGTON, Pat (Auburn, 1987) — Running Backs (1994)
WELCH, Luke (Baylor, 1952) — Freshman (1956-57)
WEST, Ron (Clemson, 1979) — Offensive Line (1993-95), Offensive Line & Running Game Coordinator (1996)
WICKLINE, Joe (Florida, 1983) — Offensive Line (1997-98)
WILLIAMSON, Eddie (Davidson, 1974) — Offensive Line (1983), Offensive Coordinator/Quarterbacks (1998)
WILSON, Jack (Baylor, 1942) — Defensive Backfield (1947-54)
WNEK, Don (Northern Illinois, 1974) — Defensive Line (2005-07)
WYATT, Darrell (Kansas State, 1989) — Wide Receivers (1996)

-Y-

YOUNG, Theo (Arkansas, 1988) — Defensive Ends (2008-10)
YUNG, Bill (TCU, 1956) — Offensive Line (1972-73), Offensive Coordinator (1974-76)

-Z-

ZIMMERMAN, Herbert (TCU, 1952) — Defensive Line (1960-66)

Bold denotes member of current coaching staff.

SERIES HISTORY

Opponent	All-Time	First Meeting	Last Meeting	Streak
Air Force	3-0-0	11/18/1961	10/22/1977	W3
Alabama	0-2-0	9/22/1979	1/1/1981	L2
Arizona	1-0-0	12/31/1992	12/31/1992	W1
Arizona State	0-1-0	9/8/1990	9/8/1990	L1
Arkansas	33-35-2	11/5/1904	11/2/1991	W2
Arkansas State	1-0-0	9/8/2001	9/8/2001	W1
Army	3-1-0	9/19/1970	9/23/2006	L1
Auburn	2-1-1	12/31/1954	9/18/1976	W1
Austin College	6-3-1	11/4/1900	10/25/1924	L1
Barron Field	0-1-0	10/25/1918	10/25/1918	L1
Blackland AAF	2-0-0	1942	9/22/1945	W2
Boise State	1-0-0	12/27/2016	12/27/2016	W1
Boston College	0-3-0	10/15/1921	9/4/1999	L3
Bowling Green State	1-0-0	9/12/1981	9/12/1981	W1
Buffalo	4-0-0	9/22/2007	9/12/2014	W4
BYU	1-1-0	9/10/1983	9/8/1984	L1
California	2-1-0	9/19/1953	8/31/2002	L1
Centenary	5-7-0	10/22/1927	11/18/1939	W3
Central Okla. Teachers	0-1-0	1924	1924	L1
Clemson	1-0-0	12/31/1979	12/31/1979	W1
Colorado	7-9-0	9/26/1959	10/16/2010	W1
Connecticut	0-2-0	9/19/2008	9/19/2009	L2
Daniel Barker	3-0-1	10/1/1910	11/20/1915	W3
Deaf School	2-0-1	10/18/1902	10/12/1907	W2
Denver	2-0-0	10/4/1940	10/3/1941	W2
Duke	0-2-0	10/11/1958	9/16/2017	L2
Florida	0-1-0	12/31/1960	12/31/1960	L1
Florida State	2-1-0	10/2/1965	10/5/1974	W2
Fort Worth	2-0-0	10/17/1903	10/19/1907	W2
Fresno State	2-0-0	9/4/1993	9/6/1997	W2
Georgia	0-4-0	9/16/1972	9/16/89	L4
Georgia Tech	1-3-0	1/1/1952	11/6/1993	L1
Hardin-Simmons	13-1-0	1909	9/27/1958	W2
Haskell Institute	2-1-0	10/20/1909	1922	L1
Houston	14-13-1	9/30/1950	10/14/1995	W2
Howard Payne	9-0-0	9/28/1913	10/23/1926	W9
Illinois	1-1-0	9/25/1976	12/29/2010	L1
Indiana	1-2-0	9/21/1968	12/31/1991	L1
Iowa State	9-7-0	9/17/1988	11/18/2017	L1
John Tarleton	1-0-0	9/30/1921	9/30/1921	W1
Kansas	13-4-0	9/18/1971	11/4/2017	W8
Kansas State	6-9-0	9/20/1969	9/30/2017	L2
Kent State	1-0-0	10/3/2009	10/3/2009	W1
Kentucky	2-2-0	11/16/1963	9/23/1978	L1
Lamar	3-1-0	9/8/1979	9/12/2015	W1
Liberty	0-1-0	9/2/2017	9/2/2017	L1
Louisiana-Monroe	2-0-0	9/21/2012	9/21/2013	W2
Louisiana State	3-8-0	11/30/1907	12/27/1985	W1
Louisiana Tech	5-1-0	9/19/1981	9/7/1996	W2
Louisville	1-0-0	9/14/1996	9/14/1996	W1
Loyola [Calif.]	2-0-0	11/20/1937	11/11/1938	W2
Loyola [La.]	1-1-0	10/2/1926	10/7/1932	W1
Maryland	1-1-0	10/1/1955	10/6/1956	W1
McArthur Field	0-1-0	10/18/1918	10/18/1918	L1
Miami, Fla.	3-6-0	9/26/1947	8/30/1997	L2
Michigan	0-1-1	9/27/1975	9/20/1997	L1
Michigan State	0-2-0	9/28/1968	1/1/2015	L2
Minnesota	0-1-0	9/16/2000	9/16/2000	L1
Mississippi	1-0-0	9/6/1975	9/6/1975	W1
Mississippi College	2-0-0	12/3/1921	10/28/1922	W2
Mississippi State	2-1-1	10/2/1948	9/16/1995	L1
Missouri	4-10-0	9/11/1970	11/5/2011	W2
Nebraska	1-11-0	10/21/1939	10/31/2009	L10
New Mexico	2-1-0	11/3/1984	9/14/2002	L1
North Carolina	1-0-0	12/29/2015	12/29/2015	W1
North Carolina State	2-0-0	9/23/1995	9/19/1998	W2
North Texas	12-1-0	9/30/1922	9/27/2004	W1
Northwestern State	5-0-0	9/9/2006	9/2/2016	W5
Notre Dame	0-2-0	9/26/1925	10/31/1998	L2
Ohio State	0-2-0	9/30/1978	9/11/1982	L2
Oklahoma	3-24-0	10/26/1901	9/23/2017	L2
Oklahoma Baptist	1-0-0	11/1/1930	11/1/1930	W1
Oklahoma City	3-0-0	10/19/1935	10/2/1937	W3
Oklahoma State	16-20-0	10/25/1914	10/14/2017	L1
Oregon State	1-3-0	10/5/1963	9/12/1998	L1
Ouachita	1-0-0	10/27/1923	10/27/1923	W1
Penn State	0-1-0	1/1/1975	1/1/1975	L1
Phillips	1-1-0	10/22/1921	1922	L1
Pittsburgh	2-2-0	9/30/1961	9/22/1973	W1
Polytechnic	2-0-2	10/29/1910	10/11/1913	T1
Purdue	0-1-0	10/4/1930	10/4/1930	L1
Rice	49-30-2	11/20/1914	9/16/2016	W8
Rusk	1-0-0	10/4/1919	10/4/1919	W1
St. Edwards	11-1-0	10/6/1901	1934	W7
Samford	2-0-0	9/7/2002	9/10/2005	W2
Sam Houston State	4-0-0	9/22/1990	9/15/2012	W4
San Jose State	1-1-0	11/1/1980	9/10/1994	W1
Sewanee	1-1-0	11/8/1915	11/17/1919	W1
South Carolina	2-1-0	9/24/1949	10/2/1976	W1
South Florida	1-0-0	9/23/2000	9/23/2000	W1
Southern California	2-3-0	11/14/1959	9/24/1994	L2
Southern Illinois	1-0-0	11/24/2001	11/24/2001	W1
SMU	39-36-7	10/7/1916	9/10/2016	W13
Southwestern	13-6-1	11/24/1910	9/21/1946	W6
Stephen F. Austin	4-0-0	9/22/1928	9/17/2011	W4
Syracuse	1-1-0	9/10/1966	9/23/1967	L1
TCU	52-54-7	1899	11/24/2017	L3
Tennessee	1-0-0	1/1/1957	1/1/1957	W1
Texas	26-77-4	10/29/1901	10/28/2017	L3
Texas A&M	31-68-9	1899	10/15/2011	L3
Texas A&M-Kingsville	1-0-0	10/5/1935	10/5/1935	W1
Texas State	7-0-0	10/4/1909	9/15/2005	W7
Texas Tech	37-38-1	11/2/1929	11/11/2017	L2
Toby's Business	2-0-0	1899	1899	W2
Trinity	14-6-2	1900	10/11/1930	W5
Tulane	3-3-0	11/7/1908	10/29/1983	W1
Tulsa	5-4-0	11/16/1940	9/21/2002	W4
UAB	0-2-0	8/30/2003	9/4/2004	L2
UCF	0-1-0	1/1/2014	1/1/2014	L1
UCLA	1-0-0	12/27/2012	12/27/2012	W1
UNLV	2-1-0	9/19/1987	9/11/1999	L1
Utah State	3-0-0	12/9/1961	9/18/1993	W3
UTEP	2-0-0	9/17/1983	9/7/1991	W2
UTSA	0-1-0	9/9/2017	9/9/2017	L1
Vanderbilt	2-0-0	10/17/1953	9/25/1954	W2
Villanova	3-1-0	10/18/1940	9/21/1957	W2
Wake Forest	5-1-0	12/31/1948	9/5/2009	W1
Washington	4-1-0	10/16/1954	12/29/2011	W2
Washington State	4-2-0	10/4/1952	9/12/2008	W1
Weatherford	1-0-0	11/30/1900	11/30/1900	W1
West Texas A&M	2-0-0	9/29/1945	9/20/1980	W2
West Virginia	2-4-0	9/29/2012	10/21/2017	L2
Winchester	1-0-0	1911	1911	W1
Wofford	1-0-0	8/31/2013	8/31/2013	W1
Wyoming	3-1-0	11/12/1949	9/6/1986	W2

SERIES RECORDS

AIR FORCE

BAYLOR LEADS 3-0

YEAR	SCORE	SITE	DATE
1961	BU, 31-7	Waco	Nov. 18
1962	BU, 10-3	Colorado Springs	Nov. 17
1977	BU, 38-7	Waco	Oct. 22

Waco: BU leads, 2-0
Colorado Springs: BU leads, 1-0

ALABAMA

ALABAMA LEADS 2-0

YEAR	SCORE	SITE	DATE
1979	UA, 45-0	Birmingham, Ala.	Sept. 22
1980	UA, 30-2	Dallas [Cotton]	Jan. 1, 1981

Neutral Sites: UA leads, 2-0
Birmingham, Ala.: UA leads, 1-0
Dallas: UA leads, 1-0

ARIZONA

BAYLOR LEADS 1-0

YEAR	SCORE	SITE	DATE
1992	BU, 20-15	El Paso [John Hancock]	Dec. 31

Neutral Sites: BU leads, 1-0
El Paso: BU leads, 1-0

ARIZONA STATE

ARIZONA STATE LEADS 1-0

YEAR	SCORE	SITE	DATE
1990	ASU, 34-13	Tempe	Sept. 8

Tempe: ASU leads, 1-0

ARKANSAS

ARKANSAS LEADS 35-33-2

YEAR	SCORE	SITE	DATE
1904	BU, 17-6	Waco	Nov. 5
1912	BU, 6-0	Waco	Oct. 19
1913	UA, 34-0	Fayetteville	Oct. 25
1921	UA, 13-12	Fayetteville	Nov. 19
1922	BU, 60-13	Waco	Oct. 21
1923	BU, 14-0	Fayetteville	Oct. 20
1924	BU, 13-0	Waco	Oct. 18
1927	UA, 13-6	Fayetteville	Oct. 8
1928	UA, 14-0	Texarkana	Oct. 13
1929	BU, 31-20	Waco	Oct. 19
1930	BU, 22-7	Fayetteville	Nov. 15
1931	BU, 19-7	Waco	Oct. 17
1932	UA, 20-6	Little Rock, Ark.	Oct. 15
1933	UA, 19-7	Little Rock, Ark.	Oct. 14
1934	UA, 6-0	Little Rock, Ark.	Oct. 13
1935	BU, 13-0	Waco	Oct. 12
1936	UA, 14-10	Fayetteville	Oct. 10
1937	BU, 20-14	Waco	Oct. 9
1938	BU, 9-6	Fayetteville	Oct. 8
1939	BU, 19-7	Waco	Oct. 14
1940	UA, 12-6	Fayetteville	Oct. 12
1941	BU, 20-7	Waco	Oct. 11
1942	BU, 20-7	Fayetteville	Oct. 10
1945	BU, 23-13	Waco	Oct. 13
1946	UA, 13-0	Fayetteville	Oct. 12
1947	BU, 17-9	Waco	Oct. 11
1948	BU, 23-7	Fayetteville	Oct. 9
1949	BU, 35-13	Waco	Oct. 8
1950	UA, 27-6	Fayetteville	Oct. 14
1951	BU, 9-7	Waco	Oct. 13
1952	UA, 20-17	Little Rock, Ark.	Oct. 11
1953	BU, 14-7	Waco	Oct. 10
1954	UA, 21-20	Fayetteville	Oct. 9
1955	BU, 25-20	Waco	Oct. 8
1956	BU, 14-7	Fayetteville	Oct. 13
1957	UA, 20-17	Waco	Oct. 12
1958	BU, 12-0	Little Rock, Ark.	Sept. 20
1959	UA, 23-7	Waco	Oct. 10
1960	BU, 28-14	Fayetteville	Oct. 8
1961	UA, 23-13	Waco	Oct. 14
1962	UA, 28-12	Fayetteville	Oct. 13
1963	BU, 14-10	Waco	Oct. 12
1964	UA, 17-6	Little Rock, Ark.	Oct. 10
1965	UA, 38-7	Waco	Oct. 9
1966	BU, 7-0	Fayetteville	Oct. 8
1967	Tie, 10-10	Waco	Oct. 14
1968	UA, 35-19	Fayetteville	Oct. 12
1969	UA, 21-7	Waco	Oct. 11
1970	UA, 41-7	Little Rock, Ark.	Oct. 10
1971	UA, 35-7	Waco	Oct. 9
1972	UA, 31-20	Fayetteville	Oct. 14
1973	UA, 13-7	Waco	Oct. 13
1974	BU, 21-17	Fayetteville	Oct. 12
1975	UA, 41-3	Waco	Oct. 11
1976	Tie, 7-7	Waco	Nov. 6
1977	UA, 35-9	Little Rock, Ark.	Nov. 5
1978	UA, 27-14	Waco	Nov. 11
1979	UA, 29-20	Fayetteville	Nov. 10
1980	BU, 42-15	Waco	Nov. 8
1981	UA, 41-39	Little Rock, Ark.	Nov. 7
1982	BU, 24-17	Waco	Nov. 6
1983	BU, 24-21	Fayetteville	Nov. 5
1984	UA, 14-9	Waco	Nov. 10
1985	UA, 20-14	Fayetteville	Nov. 9
1986	BU, 29-14	Waco	Nov. 8
1987	UA, 10-7	Fayetteville	Nov. 7
1988	UA, 33-3	Waco	Nov. 5
1989	UA, 19-10	Fayetteville	Nov. 11
1990	BU, 34-3	Waco	Nov. 10
1991	BU, 9-5	Fayetteville	Nov. 2

Waco: BU leads, 21-11-2
Fayetteville: UA leads, 15-11
Neutral Sites: UA leads, 9-1
Little Rock, Ark.: UA leads, 8-1
Texarkana, Texas: UA leads, 1-0

ARKANSAS STATE

BAYLOR LEADS 1-0

YEAR	SCORE	SITE	DATE
2001	BU, 24-3	Waco	Sept. 8

Waco: BU leads, 1-0

ARMY

BAYLOR LEADS 3-1

YEAR	SCORE	SITE	DATE
1970	BU, 10-7	West Point	Sept. 19
1979	BU, 55-0	West Point	Oct. 20
2005	BU, 20-10	West Point	Sept. 17
2006	AR, 27-20	Waco *OT*	Sept. 23

Waco: Army leads, 1-0
West Point: BU leads, 3-0

AUBURN

BAYLOR LEADS 2-1-1

YEAR	SCORE	SITE	DATE
1954	AU, 33-13	Jacksonville, Fla. [Gator]	Dec. 31
1965	BU, 14-8	Auburn	Sept. 18
1975	Tie, 10-10	Waco	Sept. 20
1976	BU, 15-14	Auburn	Sept. 18

Waco: Tied, 0-0-1
Auburn: BU leads, 2-0
Neutral Sites: AU leads, 1-0
Jacksonville, Fla.: AU leads, 1-0

AUSTIN COLLEGE

BAYLOR LEADS 6-3-1

YEAR	SCORE	SITE	DATE
1900	BU, 11-6	Sherman	Nov. 4
1910	BU, 31-0	Waco	Oct. 8
1911	AC, 9-0	Waco	
1912	AC, 8-6	Waco	Oct. 5
1914	Tie, 0-0	Waco	
1916	BU, 26-0	Waco	
1919	BU, 17-12	Waco	Oct. 18
1920	BU, 9-0	Waco	Oct. 2
1921	BU, 17-13	Sherman	Oct. 1
1924	AC, 7-4	Waco	Oct. 25

Waco: BU leads, 4-3-1
Sherman: BU leads, 2-0

BARRON FIELD

BARRON FIELD LEADS 1-0

YEAR	SCORE	SITE	DATE
1918	BF, 26-0	Waco	Oct. 25

Waco: BF leads, 1-0

BLACKLAND AAF

BAYLOR LEADS 2-0

YEAR	SCORE	SITE	DATE
1942	BU, 68-0	Waco	
1945	BU, 40-0	Waco	Sept. 22

Waco: BU leads, 2-0

BOISE STATE

BAYLOR LEADS 1-0

YEAR	SCORE	SITE	DATE
2016	BU, 31-12	Phoenix [Cactus]	Dec. 27

Neutral Sites: BU Leads, 1-0
Phoenix: BU Leads, 1-0

BOSTON COLLEGE

BOSTON COLLEGE LEADS 3-0

YEAR	SCORE	SITE	DATE
1921	BC, 23-7	Dallas	Oct. 15
1922	BC, 33-0	Chestnut Hill	Nov. 11
1999	BC, 30-29	Chestnut Hill ot	Sept. 4

Chestnut Hill: BC leads, 2-0
Neutral Sites: BC Leads, 1-0
Dallas: BC Leads, 1-0

BOWLING GREEN

BAYLOR LEADS 1-0

YEAR	SCORE	SITE	DATE
1981	BU, 38-0	Waco	Sept. 12

Waco: BU leads, 1-0

BUFFALO

BAYLOR LEADS 4-0

YEAR	SCORE	SITE	DATE
2007	BU, 34-21	Buffalo	Sept. 22
2010	BU, 34-6	Waco	Sept. 11
2013	BU, 70-13	Waco	Sept. 7
2014	BU, 63-21	Buffalo	Sept. 12

Waco: BU leads, 2-0
Buffalo: BU leads, 2-0

BYU

SERIES TIED 1-1

YEAR	SCORE	SITE	DATE
1983	BU, 40-36	Waco	Sept. 10
1984	BYU, 47-13	Provo	Sept. 8

Waco: BU leads, 1-0
Provo: BYU leads, 1-0

CALIFORNIA

BAYLOR LEADS 2-1

YEAR	SCORE	SITE	DATE
1953	BU, 25-0	Berkeley	Sept. 19
1956	BU, 7-6	Berkeley	Sept. 22
2002	UC, 70-22	Berkeley	Aug. 31

Berkeley: BU leads, 2-1

CENTENARY

CENTENARY LEADS 7-5

YEAR	SCORE	SITE	DATE
1927	CC, 9-6	Waco	Oct. 22
1928	BU, 28-7	Shreveport	Oct. 20
1929	CC, 27-12	Shreveport	Oct. 26
1930	CC, 7-2	Shreveport	Oct. 25
1931	CC, 24-13	Shreveport	Oct. 10
1933	CC, 19-0	Shreveport	Oct. 7
1934	CC, 7-0	Shreveport	Nov. 17
1935	BU, 20-0	Shreveport	Nov. 16
1936	CC, 10-0	Tyler	Oct. 3
1937	BU, 20-0	Shreveport	Oct. 16
1938	BU, 14-0	Waco	Oct. 15
1939	BU, 13-6	Shreveport	Nov. 18

Waco: Tied, 1-1
Shreveport: CC leads, 5-4
Neutral Sites: CC leads, 1-0
Tyler: CC leads, 1-0

CENTRAL OKLA. TEACHERS

C.O. TEACHERS LEADS 1-0

YEAR	SCORE	SITE	DATE
1924	COT, 13-6	Dallas	

Neutral Site: COT leads, 1-0
Dallas: COT leads, 1-0

CLEMSON

BAYLOR LEADS 1-0

YEAR	SCORE	SITE	DATE
1979	BU, 24-18	Atlanta, Ga. [Peach]	Dec. 31

Neutral Sites: BU leads, 1-0
Atlanta, Ga.: BU leads, 1-0

COLORADO

COLORADO LEADS 9-7

YEAR	SCORE	SITE	DATE
1959	BU, 15-7	Boulder	Sept. 26
1960	BU, 26-0	Waco	Sept. 24
1966	CU, 13-7	Waco	Sept. 24
1967	CU, 27-7	Boulder	Sept. 16
1973	CU, 52-28	Boulder	Sept. 29
1986	BU, 21-9	Houston [Bluebonnet]	Dec. 31
1991	BU, 16-14	Boulder	Sept. 14
1992	CU, 57-38	Waco	Sept. 12
1993	CU, 45-21	Boulder	Sept. 11
1998	CU, 18-16	Boulder	Sept. 26
1999	CU, 37-0	Waco	Nov. 13
2002	CU, 34-0	Boulder	Oct. 19
2003	BU, 42-30	Waco	Oct. 4
2006	BU, 34-31	Boulder *3OT*	Oct. 7
2007	CU, 43-23	Waco	Oct. 10
2010	BU, 31-25	Boulder	Oct. 16

SERIES RECORDS

Waco: CU leads, 4-2
Boulder: CU leads, 5-4
Neutral Sites: BU leads, 1-0
Houston: BU leads, 1-0

CONNECTICUT

CONNECTICUT LEADS 2-0

YEAR	SCORE	SITE	DATE
2008	UC, 31-28	Hartford	Sept. 19
2009	UC, 30-22	Waco	Sept. 19

Waco: UC leads, 1-0
Hartford: UC leads, 1-0

DANIEL BAKER

BAYLOR LEADS 3-0-1

YEAR	SCORE	SITE	DATE
1910	Tie, 0-0	Brownwood	Oct. 1
1913	BU, 6-0	Waco	
1914	BU, 14-0	Waco	Nov. 7
1915	BU, 34-0	Waco	Nov. 20

Waco: BU leads, 3-0
Brownwood: Tied, 0-0-1

DEAF SCHOOL

BAYLOR LEADS 2-0-1

YEAR	SCORE	SITE	DATE
1902	Tie, 6-6	Waco	Oct. 18
1903	BU, 6-0	Waco	Nov. 31
1907	BU, 33-0	Waco	Oct. 12

Waco: BU leads, 2-0-1

DENVER

BAYLOR LEADS 2-0

YEAR	SCORE	SITE	DATE
1940	BU, 14-7	Denver	Oct. 4
1941	BU, 14-0	Denver	Oct. 3

Denver: BU leads, 2-0

DUKE

DUKE LEADS 2-0

YEAR	SCORE	SITE	DATE
1958	DU, 12-7	Durham	Oct. 11
2017	DU, 34-20	Durham	Sept. 16

Durham: DU leads, 2-0

FLORIDA

FLORIDA LEADS 1-0

YEAR	SCORE	SITE	DATE
1960	UF, 13-12	Jacksonville, Fla. [Gator]	Dec. 31

Neutral Sites: UF leads, 1-0
Jacksonville, Fla.: UF leads, 1-0

FLORIDA STATE

BAYLOR LEADS 2-1

YEAR	SCORE	SITE	DATE
1965	FSU, 9-7	Tallahassee	Oct. 2
1973	BU, 21-14	Waco	Oct. 6
1974	BU, 21-17	Tallahassee	Oct. 5

Waco: BU leads, 1-0
Tallahassee: Tied, 1-1

FORT WORTH

BAYLOR LEADS 2-0

YEAR	SCORE	SITE	DATE
1903	BU, 23-0	Waco	Oct. 17
1907	BU, 11-5	Dallas	Oct. 19

Waco: BU leads, 1-0
Neutral Sites: BU leads, 1-0
Dallas: BU leads, 1-0

FRESNO STATE

BAYLOR LEADS 2-0

YEAR	SCORE	SITE	DATE
1993	BU, 42-39	Waco	Sept. 4
1997	BU, 37-35	Fresno	Sept. 6

Waco: BU leads, 1-0
Fresno: BU leads, 1-0

GEORGIA

GEORGIA LEADS 4-0

YEAR	SCORE	SITE	DATE
1972	UGA, 24-14	Athens	Sept. 16
1978	UGA, 16-14	Athens	Sept. 16
1985	UGA, 17-15	Athens	Sept. 14
1989	UGA, 15-3	Athens	Sept. 16

Athens: UGA leads, 4-0

GEORGIA TECH

GEORGIA TECH LEADS 3-1

YEAR	SCORE	SITE	DATE
1951	GT, 17-14	Miami, Fla. [Orange]	Jan. 1, 1952
1969	GT, 17-10	Atlanta	Sept. 27
1992	BU, 31-27	Waco	Nov. 7
1993	GT, 37-27	Atlanta	Nov. 6

Waco: BU leads, 1-0
Atlanta: GT leads, 2-0
Neutral Sites: GT leads, 1-0
Miami, Fla.: GT leads, 1-0

HARDIN-SIMMONS

BAYLOR LEADS 13-1

YEAR	SCORE	SITE	DATE
1909	BU, 16-3	Abilene	
1917	BU, 103-0	Waco	Oct. 27
1921	BU, 21-0	Waco	Nov. 11
1922	BU, 42-0	Waco	Oct. 7
1923	BU, 14-0	Waco	Sept. 29
1924	BU, 10-6	Waco	Sept. 27
1933	BU, 21-0	Waco	Oct. 28
1934	BU, 13-6	Abilene	
1935	BU, 14-0	Waco	Sept. 28
1936	BU, 13-0	Waco	Sept. 26
1941	BU, 20-0	Waco	Sept. 28
1942	HS, 13-6	Waco	Sept. 26
1955	BU, 35-7	Waco	Sept. 17
1958	BU, 14-7	Waco	Sept. 27

Waco: BU leads, 11-1
Abilene: BU leads, 2-0

HASKELL INSTITUTE

BAYLOR LEADS 2-1

YEAR	SCORE	SITE	DATE
1909	BU, 12-0	Waco	Oct. 20
1910	BU, 52-3	Waco	Oct. 18
1922	HI, 21-20	San Antonio	Dec. 9

Waco: BU leads, 2-0
Neutral Sites: HI leads, 1-0
San Antonio: HI leads, 1-0

HOUSTON

BAYLOR LEADS 14-13-1

YEAR	SCORE	SITE	DATE
1950	BU, 34-7	Waco	Sept. 30
1951	BU, 19-0	Houston	Sept. 22
1952	UH, 28-6	Houston	Nov. 15
1953	UH, 37-7	Waco	Nov. 14
1954	BU, 53-13	Waco	Sept. 18
1957	BU, 14-6	Waco	Sept. 28
1962	UH, 19-0	Houston	Sept. 22
1963	BU, 27-0	Waco	Sept. 28
1976	UH, 23-5	Waco	Sept. 11
1977	UH, 28-24	Houston	Oct. 1
1978	UH, 20-18	Waco	Oct. 7
1979	UH, 13-10	Houston	Oct. 6
1980	BU, 24-12	Waco	Oct. 4
1981	UH, 24-3	Houston	Oct. 3
1982	Tie, 21-21	Waco	Oct. 2
1983	BU, 42-21	Houston	Oct. 1
1984	UH, 27-17	Waco	Oct. 6
1985	BU, 24-21	Houston	Oct. 5
1986	BU, 27-13	Waco	Oct. 4
1987	BU, 30-18	Houston	Oct. 3
1988	UH, 27-24	Waco	Oct. 1
1989	UH, 66-10	Houston	Oct. 7
1990	UH, 31-15	Waco	Oct. 6
1991	BU, 38-21	Houston	Oct. 5
1992	BU, 29-23	Waco	Oct. 17
1993	UH, 24-3	Houston	Oct. 2
1994	BU, 52-13	Waco	Oct. 29
1995	BU, 47-7	Houston	Oct. 14

Waco: BU leads, 8-6-1
Houston: UH leads, 7-6

HOWARD PAYNE

BAYLOR LEADS 9-0

YEAR	SCORE	SITE	DATE
1913	BU, 15-6	Waco	Sept. 28
1914	BU, 9-0	Waco	Oct. 3
1915	BU, 3-0	Waco	Oct. 3
1916	BU, 47-0	Brownwood	Oct. 18
1917	BU, 17-0	Waco	Sept. 29
1920	BU, 20-3	Waco	
1923	BU, 20-6	Waco	Oct. 13
1925	BU, 20-4	Waco	Oct. 24
1926	BU, 23-7	Waco	Oct. 23

Waco: BU leads, 8-0
Neutral Sites: BU leads, 1-0
Brownwood: BU leads, 1-0

ILLINOIS

SERIES TIED 1-1

YEAR	SCORE	SITE	DATE
1976	BU, 34-19	Champaign	Sept. 25
2010	UI, 38-14	Houston	Dec. 29 [Texas]

Champaign: BU leads, 1-0
Neutral Sites: UI leads, 1-0
Houston: UI leads, 1-0

INDIANA

INDIANA LEADS 2-1

YEAR	SCORE	SITE	DATE
1968	IU, 40-36	Bloomington	Sept. 21
1971	BU, 10-0	Waco	Sept. 25
1991	IU, 24-0	Tucson, Ariz. [Copper]	Dec. 31

Waco: BU leads, 1-0
Bloomington: IU leads, 1-0
Neutral Sites: IU leads, 1-0
Tucson, Ariz.: IU leads, 1-0

IOWA STATE

BAYLOR LEADS 9-7

YEAR	SCORE	SITE	DATE
1988	BU, 35-0	Ames	Sept. 17
1996	BU, 49-21	Waco	Oct. 26
1997	ISU, 24-17	Ames	Oct. 25
2000	ISU, 31-17	Waco	Sept. 30
2001	ISU, 41-0	Ames	Sept. 29
2004	ISU, 26-25	Waco	Oct. 23
2005	BU, 23-13	Ames	Oct. 8
2008	BU, 38-10	Waco	Oct. 11
2009	ISU, 24-10	Ames	Oct. 17
2011	BU, 49-26	Waco	Oct. 8
2012	ISU, 35-21	Ames	Oct. 27
2013	BU, 71-7	Waco	Oct. 19
2014	BU, 49-28	Ames	Sept. 27
2015	BU, 45-27	Waco	Oct. 24
2016	BU, 45-42	Ames	Oct. 1
2017	ISU, 23-13	Waco	Nov. 18

Waco: BU leads, 5-3
Ames: Tied, 4-4

JOHN TARLETON

BAYLOR LEADS 1-0

YEAR	SCORE	SITE	DATE
1921	BU, 35-0	Waco	Sept. 30

Waco: BU leads, 1-0

KANSAS

BAYLOR LEADS 13-4

Year	Score	Site	Date
1971	KU, 22-0	Lawrence	Sept. 18
1988	BU, 27-14	Lawrence	Sept. 10
1989	BU, 46-3	Waco	Sept. 23
1998	BU, 31-24	Waco	Oct. 10
1999	KU, 45-10	Lawrence	Nov. 6
2002	BU, 35-32	Waco	Oct. 5
2003	KU, 28-21	Lawrence	Oct. 18
2006	BU, 36-35	Waco	Oct. 22
2007	KU, 58-10	Lawrence	Oct. 13
2010	BU, 55-7	Waco	Oct. 2
2011	BU, 31-30	Lawrence *ot*	Nov. 12
2012	BU, 41-14	Waco	Nov. 3
2013	BU, 59-14	Lawrence	Oct. 26
2014	BU, 60-14	Waco	Nov. 1
2015	BU, 66-7	Lawrence	Oct. 10
2016	BU, 49-7	Waco	Oct. 15
2017	BU, 38-9	Lawrence	Nov. 4

Waco: BU leads, 8-0
Lawrence: BU leads, 5-4

KANSAS STATE

KANSAS STATE LEADS 9-6

YEAR	SCORE	SITE	DATE
1969	KS, 45-15	Waco	Sept. 20
1998	KS, 49-6	Waco	Nov. 7
1999	KS, 48-7	Manhattan	Oct. 30
2002	KS, 44-10	Waco	Oct. 26
2003	KS, 38-10	Manhattan	Nov. 1
2006	BU, 17-3	Waco	Sept. 30
2007	KS, 51-13	Manhattan	Oct. 27
2010	BU, 47-42	Waco	Oct. 23
2011	KS, 36-35	Manhattan	Oct. 1
2012	BU, 52-24	Waco	Nov. 17
2013	BU, 35-25	Manhattan	Oct. 12
2014	BU, 38-27	Waco	Dec. 6
2015	BU, 31-24	Manhattan	Nov. 5
2016	KS, 42-21	Waco	Nov. 19
2017	KS, 33-20	Manhattan	Sept. 30

Waco: Series tied, 4-4
Manhattan: KS leads, 5-2

SERIES HISTORY

KENT STATE
BAYLOR LEADS 1-0

YEAR	SCORE	SITE	DATE
2009	BU, 31-15	Waco	Oct. 3

Waco: BU leads, 1-0

KENTUCKY
SERIES TIED 2-2

YEAR	SCORE	SITE	DATE
1963	UK, 19-7	Waco	Nov. 16
1964	BU, 17-15	Lexington	Nov. 14
1977	BU, 21-6	Waco	Sept. 17
1978	UK, 25-21	Lexington	Sept. 23

Waco: Tied, 1-1
Lexington: Tied, 1-1

LAMAR
BAYLOR LEADS 3-1

YEAR	SCORE	SITE	DATE
1979	BU, 20-7	Waco	Sept. 8
1980	BU, 42-7	Beaumont	Sept. 13
1981	LU, 18-17	Waco	Sept. 5
2015	BU, 66-31	Waco	Sept. 12

Waco: BU leads, 2-1
Beaumont: BU leads, 1-0

LIBERTY
LIBERTY LEADS 1-0

YEAR	SCORE	SITE	DATE
2017	LU, 48-45	Waco	Sept. 2

Waco: LU leads, 1-0

LSU
LSU LEADS 8-3

YEAR	SCORE	SITE	DATE
1907	LSU, 48-0	Baton Rouge	Nov. 30
1908	LSU, 89-0	Baton Rouge	Nov. 10
1911	LSU, 6-0	Waco	Nov. 4
1913	LSU, 50-0	Baton Rouge	Oct. 23
1959	LSU, 22-0	Shreveport, La.	Oct. 3
1960	BU, 7-3	Baton Rouge	Oct. 1
1963	BU, 14-7	Houston [Bluebonnet]	Dec. 31
1968	LSU, 48-16	Baton Rouge	Oct. 5
1969	LSU, 63-8	Baton Rouge	Oct. 4
1970	LSU, 31-10	Baton Rouge	Oct. 3
1985	BU, 21-7	Memphis, Tenn. [Liberty]	Dec. 27

Waco: LSU leads, 1-0
Baton Rouge: LSU leads, 6-1
Neutral Sites: BU leads, 2-1
Houston: BU leads, 1-0
Memphis, Tenn.: BU leads, 1-0
Shreveport, La.: LSU leads, 1-0

LOUISIANA-MONROE
BAYLOR LEADS 2-0

YEAR	SCORE	SITE	DATE
2012	BU, 47-42	Monroe	Sept. 21
2013	BU, 70-7	Waco	Sept. 21

Waco: BU leads, 1-0
Monroe: BU leads, 1-0

LOUISIANA TECH
BAYLOR LEADS 5-1

YEAR	SCORE	SITE	DATE
1981	BU, 28-21	Shreveport, La.	Sept. 19
1986	BU, 38-7	Waco	Sept. 13
1987	BU, 13-3	Waco	Sept. 5
1992	LT, 10-9	Waco	Sept. 5
1994	BU, 44-3	Waco	Sept. 3
1996	BU, 24-16	Shreveport, La.	Sept. 7

Waco: BU leads, 3-1
Neutral Sites: BU leads, 2-0
Shreveport, La.: BU leads, 2-0

LOUISVILLE
BAYLOR LEADS 1-0

YEAR	SCORE	SITE	DATE
1996	BU, 14-13	Louisville	Sept. 14

Louisville: BU leads, 1-0

LOYOLA [LA.]
SERIES TIED 1-1

YEAR	SCORE	SITE	DATE
1926	LU, 13-10	New Orleans	Oct. 2
1932	BU, 18-0	New Orleans	Oct. 7

Waco: Never Met
New Orleans: BU leads, 2-0

LOYOLA MARYMOUNT
BAYLOR LEADS 2-0

YEAR	SCORE	SITE	DATE
1937	BU, 27-13	Beaumont	Nov. 20
1938	BU, 35-2	Los Angeles	Nov. 11

Waco: Never Met
Los Angeles: BU leads, 1-0
Neutral Sites: BU leads, 1-0
Beaumont: BU leads, 1-0

MARYLAND
SERIES TIED 1-1

YEAR	SCORE	SITE	DATE
1955	UM, 20-6	Waco	Oct. 1
1956	BU, 14-0	College Park	Oct. 6

Waco: UM leads, 1-0
College Park: BU Leads, 1-0

McARTHUR FIELD
McARTHUR FIELD LEADS 1-0

YEAR	SCORE	SITE	DATE
1918	MF, 7-6	Waco	Oct. 18

Waco: MF leads, 1-0

MIAMI
MIAMI, FLA. LEADS 6-3

YEAR	SCORE	SITE	DATE
1947	BU, 18-7	Miami	Sept. 26
1953	BU, 21-13	Miami	Oct. 2
1954	UM, 19-13	Miami	Oct. 1
1957	UM, 13-7	Miami	Oct. 5
1958	UM, 14-8	Waco	Oct. 4
1971	UM, 41-15	Miami	Oct. 1
1972	BU, 10-3	Waco	Oct. 7
1995	UM, 35-14	Miami	Nov. 4
1997	UM, 45-14	Waco	Aug. 30

Waco: UM leads, 2-1
Miami: UM leads, 4-2

MICHIGAN
MICHIGAN LEADS 1-0-1

YEAR	SCORE	SITE	DATE
1975	Tie, 14-14	Ann Arbor	Sept. 27
1997	UM, 38-3	Ann Arbor	Sept. 20

Ann Arbor: UM leads, 1-0-1

MICHIGAN STATE
MICHIGAN STATE LEADS 2-0

YEAR	SCORE	SITE	DATE
1968	MSU, 28-10	East Lansing	Sept. 28
2014	MSU, 42-41	Arlington [Cotton]	Jan. 1, 2015

East Lansing: MSU leads, 1-0
Neutral Sites: MSU leads, 1-0
Arlington: MSU leads, 1-0

MINNESOTA
MINNESOTA LEADS 1-0

YEAR	SCORE	SITE	DATE
2000	UM, 34-9	Waco	Sept. 16

Waco: UM leads, 1-0

MISSISSIPPI
BAYLOR LEADS 1-0

YEAR	SCORE	SITE	DATE
1975	BU, 20-10	Waco	Sept. 6

Waco: BU leads, 1-0

MISSISSIPPI COLLEGE
BAYLOR LEADS 2-0

YEAR	SCORE	SITE	DATE
1921	BU, 24-0	Dallas	Dec. 3
1922	BU, 40-7	Waco	Oct. 28

Waco: BU leads, 1-0
Neutral Sites: BU leads, 1-0
Dallas: BU leads, 1-0

MISSISSIPPI STATE
BAYLOR LEADS 2-1-1

YEAR	SCORE	SITE	DATE
1948	Tie, 7-7	Memphis, Tenn.	Oct. 2
1949	BU, 14-6	Starkville	Oct. 1
1950	BU, 14-7	Shreveport, La.	Oct. 7
1995	MSU, 30-21	Waco	Sept. 16

Waco: MSU leads, 1-0
Starkville: BU leads, 1-0
Neutral Sites: BU leads, 1-0-1
Memphis, Tenn.: Tied, 0-0-1
Shreveport, La.: BU leads, 1-0

MISSOURI
MISSOURI LEADS 10-4

YEAR	SCORE	SITE	DATE
1970	MU, 38-0	Columbia	Sept. 11
1972	BU, 27-0	Columbia	Sept. 23
1974	MU, 28-21	Columbia	Sept. 21
1987	MU, 23-18	Columbia	Sept. 12
1991	BU, 47-21	Waco	Sept. 21
1996	MU, 49-42	Waco 3ot	Nov. 16
1997	MU, 42-24	Columbia	Nov. 15
2000	MU, 47-22	Waco	Nov. 11
2001	MU, 41-24	Columbia	Nov. 10
2004	MU, 30-10	Waco	Oct. 9
2005	MU, 31-16	Columbia	Nov. 12
2008	MU, 31-28	Waco	Nov. 1
2009	BU, 40-32	Columbia	Nov. 7
2011	BU, 42-39	Waco	Nov. 5

Waco: MU leads, 4-2
Columbia: MU leads, 6-2

NEBRASKA
NEBRASKA LEADS 11-1

YEAR	SCORE	SITE	DATE
1939	NU, 20-0	Lincoln	Oct. 21
1956	BU, 26-7	Lincoln	Nov. 17
1977	NU, 31-10	Lincoln	Sept. 24
1990	NU, 13-0	Lincoln	Sept. 1
1996	NU, 49-0	Lincoln	Oct. 12
1997	NU, 49-21	Waco	Oct. 11
2000	NU, 59-0	Lincoln	Oct. 21
2001	NU, 48-7	Waco	Oct. 13
2004	NU, 59-27	Lincoln	Oct. 16
2005	NU, 23-14	Waco	Oct. 15
2008	NU, 32-20	Lincoln	Oct. 25
2009	NU, 20-10	Waco	Oct. 31

Waco: NU leads, 4-0
Lincoln: NU leads, 7-1

NEW MEXICO
BAYLOR LEADS 2-1

YEAR	SCORE	SITE	DATE
1984	BU, 38-2	Waco	Nov. 3
2001	BU, 16-13	Waco ot	Sept. 22
2002	UNM, 22-0	Albuquerque	Sept. 14

Waco: BU leads, 2-0
Albuquerque: UNM leads, 1-0

NORTH CAROLINA STATE
BAYLOR LEADS 2-0

YEAR	SCORE	SITE	DATE
1995	BU, 14-0	Raleigh	Sept. 23
1998	BU, 33-30	Waco	Sept. 19

Waco: BU leads, 1-0
Raleigh: BU leads, 1-0

NORTH TEXAS
BAYLOR LEADS 12-1

YEAR	SCORE	SITE	DATE
1922	BU, 55-0	Waco	Sept. 30
1923	BU, 33-7	Waco	Oct. 6
1924	BU, 30-0	Waco	Oct. 4
1925	BU, 20-6	Waco	Oct. 3
1928	BU, 45-0	Waco	Sept. 29
1929	BU, 32-0	Waco	Sept. 28
1930	BU, 33-0	Waco	Sept. 27
1940	BU, 27-20	Waco	Sept. 27
1982	BU, 21-17	Waco	Sept. 4
1999	BU, 23-10	Waco	Oct. 2
2000	BU, 20-7	Denton	Aug. 31
2003	NT, 52-14	Denton	Sept. 6
2004	BU, 37-14	Waco	Sept. 25

Waco: BU leads, 11-0
Denton: Tied, 1-1

NORTHWESTERN STATE
BAYLOR LEADS 5-0

YEAR	SCORE	SITE	DATE
2006	BU, 47-10	Waco	Sept. 9
2008	BU, 51-6	Waco	Sept. 6
2009	BU, 68-13	Waco	Sept. 26
2014	BU, 70-6	Waco	Sept. 6
2016	BU, 55-7	Waco	Sept. 2

Waco: BU leads, 5-0

NORTH CAROLINA
BAYLOR LEADS 1-0

YEAR	SCORE	SITE	DATE
2015	BU, 49-38	Orlando, Fla. [Russell Athletic]	Dec. 29

Neutral Sites: BU leads, 1-0
Orlando, Fla.: BU leads, 1-0

SERIES RECORDS

NOTRE DAME

NOTRE DAME LEADS 2-0

YEAR	SCORE	SITE	DATE
1925	ND, 41-0	South Bend	Sept. 26
1998	ND, 27-3	South Bend	Oct. 31

South Bend: ND leads, 2-0

OHIO STATE

OHIO STATE LEADS 2-0

YEAR	SCORE	SITE	DATE
1978	OSU, 34-28	Columbus	Sept. 30
1982	OSU, 21-14	Columbus	Sept. 11

Columbus: OSU leads, 2-0

OKLAHOMA

OKLAHOMA LEADS 24-3

YEAR	SCORE	SITE	DATE
1901	OU, 17-6	Waco	Oct. 26
1973	OU, 42-14	Waco	Sept. 15
1974	OU, 28-11	Norman	Sept. 14
1984	OU, 34-15	Norman	Sept. 22
1989	OU, 33-7	Norman	Sept. 9
1996	OU, 28-24	Waco	Oct. 19
1997	OU, 24-23	Norman	Oct. 18
1998	OU, 28-16	Waco	Nov. 14
1999	OU, 41-10	Norman	Sept. 18
2000	OU, 56-7	Waco	Nov. 4
2001	OU, 33-17	Norman	Oct. 20
2002	OU, 49-9	Waco	Nov. 16
2003	OU, 41-3	Norman	Nov. 15
2004	OU, 35-0	Waco	Nov. 20
2005	OU, 37-30	Norman 2OT	Oct. 22
2006	OU, 36-10	Waco	Nov. 18
2007	OU, 52-21	Norman	Nov. 10
2008	OU, 49-17	Waco	Oct. 4
2009	OU, 33-7	Norman	Oct. 10
2010	OU, 53-24	Waco	Nov. 20
2011	BU, 45-38	Waco	Nov. 19
2012	OU, 42-34	Norman	Nov. 11
2013	BU, 41-12	Waco	Nov. 7
2014	BU, 48-14	Norman	Nov. 8
2015	OU, 44-34	Waco	Nov. 14
2016	OU, 45-24	Norman	Nov. 12
2017	OU, 49-41	Waco	Sept. 23

Waco: OU leads, 12-2
Norman: OU leads, 12-1

OKLAHOMA BAPTIST

BAYLOR LEADS 1-0

YEAR	SCORE	SITE	DATE
1930	BU, 31-0	Shawnee	Nov. 1

Shawnee: BU leads, 1-0

OKLAHOMA CITY

BAYLOR LEADS 3-0

YEAR	SCORE	SITE	DATE
1935	BU, 2-0	Oklahoma City	Oct. 19
1936	BU, 48-6	Waco	Nov. 7
1937	BU, 33-0	Oklahoma City	Oct. 2

Waco: BU leads, 1-0
Oklahoma City: BU leads, 2-0

OKLAHOMA STATE

OKLAHOMA STATE LEADS 20-16

YEAR	SCORE	SITE	DATE
1914	OSU, 60-0	Stillwater	Oct. 25
1915	BU, 12-6	Waco	Nov. 13
1916	BU, 10-7	Stillwater	Nov. 18
1917	BU, 17-0	Waco	Oct. 20
1920	BU, 7-0	Stillwater	Oct. 21
1922	BU, 10-0	Stillwater	Nov. 18
1936	BU, 13-0	Stillwater	Nov. 14
1938	BU, 20-6	Wichita Falls	Oct. 1
1939	BU, 13-0	Stillwater	Oct. 7
1942	BU, 18-12	Oklahoma City	Oct. 3
1972	OSU, 20-7	Stillwater	Oct. 21
1974	BU, 31-14	Waco	Sept. 28
1983	OSU, 24-14	Houston [Bluebonnet]	Dec. 31
1994	BU, 14-10	Waco	Sept. 17
1996	OSU, 37-17	Stillwater	Nov. 23
1997	OSU, 24-17	Waco	Nov. 22
1998	OSU, 24-10	Stillwater	Nov. 21
1999	OSU, 34-14	Waco	Nov. 20
2000	OSU, 50-22	Stillwater	Nov. 18
2001	OSU, 38-22	Waco	Nov. 17
2002	OSU, 63-28	Stillwater	Nov. 23
2003	OSU, 38-21	Waco	Nov. 22
2004	OSU, 49-21	Stillwater	Nov. 13
2005	BU, 44-34	Waco	Nov. 19
2006	OSU, 66-24	Stillwater	Nov. 11
2007	OSU, 45-14	Waco	Nov. 17
2008	OSU, 34-6	Stillwater	Oct. 18
2009	OSU, 34-7	Waco	Oct. 24
2010	OSU, 55-28	Stillwater	Nov. 6
2011	OSU, 59-24	Stillwater	Oct. 29
2012	BU, 41-34	Waco	Dec. 1
2013	OSU, 49-17	Stillwater	Nov. 23
2014	BU, 49-28	Waco	Nov. 22
2015	BU, 45-35	Stillwater	Nov. 21
2016	BU, 35-24	Waco	Sept. 24
2017	OSU, 59-16	Stillwater	Oct. 14

Waco: BU leads, 8-6
Stillwater: OSU leads, 13-6
Neutral Sites: BU leads, 2-1
Houston: OSU leads, 1-0
Wichita Falls, Texas: BU leads, 1-0
Oklahoma City: BU leads, 1-0

OREGON STATE

OREGON STATE LEADS 3-1

YEAR	SCORE	SITE	DATE
1963	OSU, 22-15	Portland, Ore.	Oct. 5
1964	OSU, 13-6	Waco	Oct. 3
1996	BU, 42-10	Waco	Sept. 21
1998	OSU, 27-17	Corvallis	Sept. 12

Waco: Tied, 1-1
Corvallis: OSU leads, 1-0
Neutral Sites: OSU leads, 1-0
Portland, Ore.: OSU leads, 1-0

OUACHITA

BAYLOR LEADS 1-0

Year	Score	Site	Date
1923	BU, 16-3	Waco	Oct. 27

Waco: BU leads, 1-0

PENN STATE

PENN STATE LEADS 1-0

Year	Score	Site	Date
1974	PSU, 41-20	Dallas [Cotton]	Jan.1, 1975

Neutral Sites: PSU leads, 1-0
Dallas: PSU leads, 1-0

PHILLIPS

SERIES TIED 1-1

Year	Score	Site	Date
1921	BU, 34-6	Waco	Oct. 22
1922	PU, 47-0	Waco	

Waco: Tied, 1-1

PITTSBURGH

SERIES TIED 2-2

YEAR	SCORE	SITE	DATE
1961	BU, 16-13	Pittsburgh	Sept. 30
1962	Pitt, 24-14	Waco	Sept. 29
1970	Pitt, 15-10	Waco	Sept. 26
1973	BU, 20-14	Pittsburgh	Sept. 22

Waco: Pitt leads, 2-0
Pittsburgh: BU leads, 2-0

POLYTECHNIC

BAYLOR LEADS 2-0-2

YEAR	SCORE	SITE	DATE
1910	BU, 39-0	Waco	Oct. 29
1911	Tie, 0-0	Waco	
1912	BU, 12-8	Waco	Oct. 12
1913	Tie, 0-0	Waco	Oct. 11

Waco: BU leads, 2-0-2

PURDUE

PURDUE LEADS 1-0

YEAR	SCORE	SITE	DATE
1930	PU, 20-7	West Lafayette	Oct. 4

Lafayette: PU leads, 1-0

RICE

BAYLOR LEADS 49-30-2

YEAR	SCORE	SITE	DATE
1914	RU, 14-13	Waco	Nov. 20
1915	BU, 26-0	Houston	Oct. 8
1919	RU, 8-0	Waco	Oct. 11
1920	RU, 28-0	Houston	Oct. 9
1921	BU, 17-14	Waco	Oct. 8
1922	BU, 31-0	Houston	Oct. 14
1924	BU, 17-9	Houston	Nov. 27
1925	Tie, 7-7	Houston	Nov. 26
1926	BU, 9-7	Waco	Nov. 25
1927	RU, 19-12	Houston	Nov. 24
1928	BU, 25-14	Houston	Nov. 29
1929	BU, 19-0	Houston	Nov. 30
1930	BU, 7-4	Houston	Nov. 29
1931	RU, 20-0	Houston	Nov. 28
1932	RU, 12-0	Houston	Nov. 26
1933	BU, 7-6	Waco	Dec. 2
1934	RU, 32-0	Waco	Dec. 1
1935	BU, 8-0	Houston	Nov. 30
1936	BU, 10-7	Houston	Nov. 28
1937	RU, 13-7	Houston	Nov. 27
1938	BU, 21-6	Houston	Nov. 26
1939	BU, 10-7	Houston	Dec. 2
1940	RU, 21-12	Houston	Nov. 30
1941	RU, 28-14	Houston	Nov. 29
1942	RU, 20-0	Houston	Nov. 28
1945	BU, 17-14	Houston	Dec. 1
1946	RU, 32-6	Houston	Nov. 30
1947	RU, 34-6	Houston	Nov. 29
1948	Tie, 7-7	Houston	Nov. 27
1949	RU, 21-7	Houston	Nov. 26
1950	BU, 33-7	Waco	Dec. 2
1951	BU, 34-13	Houston	Dec. 1
1952	RU, 20-14	Waco	Nov. 29
1953	RU, 41-19	Houston	Nov. 28
1954	RU, 20-14	Waco	Nov. 27
1955	BU, 15-7	Houston	Nov. 26
1956	BU, 46-13	Waco	Dec. 1
1957	RU, 20-0	Houston	Nov. 30
1958	RU, 33-21	Waco	Nov. 29
1959	BU, 23-12	Houston	Nov. 28
1960	BU, 12-7	Waco	Nov. 26
1961	RU, 26-14	Houston	Dec. 2
1962	BU, 28-15	Waco	Dec. 1
1963	BU, 21-12	Houston	Nov. 30
1964	BU, 27-20	Waco	Nov. 28
1965	BU, 17-13	Houston	Nov. 27
1966	BU, 21-14	Waco	Nov. 26
1967	RU, 27-25	Houston	Dec. 2
1968	BU, 16-7	Waco	Nov. 30
1969	RU, 34-6	Houston	Nov. 29
1970	RU, 28-23	Waco	Nov. 28
1971	RU, 23-0	Houston	Nov. 27
1972	BU, 28-14	Waco	Dec. 2
1973	RU, 27-0	Houston	Dec. 1
1974	BU, 24-3	Waco	Nov. 30
1975	BU, 25-7	Houston	Nov. 29
1976	BU, 38-6	Houston	Nov. 13
1977	BU, 24-14	Waco	Nov. 12
1978	RU, 24-10	Houston	Nov. 18
1979	BU, 45-14	Waco	Nov. 17
1980	BU, 16-6	Houston	Nov. 15
1981	RU, 17-14	Waco	Nov. 14
1982	BU, 35-13	Houston	Nov. 13
1983	BU, 48-14	Waco	Nov. 12
1984	BU, 46-40	Houston	Nov. 17
1985	BU, 34-10	Waco	Nov. 16
1986	BU, 23-17	Houston	Nov. 15
1987	BU, 34-31	Waco	Nov. 14
1988	BU, 20-10	Houston	Nov. 12
1989	RU, 6-3	Waco	Nov. 18
1990	BU, 17-16	Houston	Nov. 17
1991	RU, 20-17	Waco	Oct. 12
1992	RU, 34-31	Houston	Nov. 14
1993	BU, 38-14	Waco	Nov. 13
1994	BU, 19-14	Houston	Nov. 12
1995	BU, 34-6	Waco	Nov. 18
2007	BU, 42-17	Waco	Sept. 8
2010	BU, 30-13	Houston	Sept. 25
2011	BU, 56-31	Waco	Sept. 24
2015	BU, 70-17	Waco	Sept. 26
2016	BU, 38-10	Houston	Sept. 24

Waco: BU leads, 22-10
Houston: BU leads, 27-20-2

RUSK

BAYLOR LEADS 1-0

YEAR	SCORE	SITE	DATE
1919	BU, 61-0	Waco	Oct. 4

Waco: BU leads, 1-0

ST. EDWARDS

BAYLOR LEADS 11-1

YEAR	SCORE	SITE	DATE
1901	BU, 23-0	Waco	Oct. 6
1902	BU, 28-0	Waco	Nov. 27
1924	BU, 30-7	Waco	Nov. 21
1925	BU, 13-7	Waco	Nov. 20
1926	SE, 12-0	Waco	Nov. 18
1927	BU, 12-6	Waco	Oct. 15
1928	BU, 48-7	Waco	Oct. 27
1929	BU, 19-0	Waco	Oct. 12
1931	BU, 23-0	Waco	Oct. 2
1932	BU, 32-0	Waco	Oct. 1
1933	BU, 20-6	Waco	Sept. 30
1934	BU, 33-0	Waco	

Waco: BU leads, 11-1

SAM HOUSTON STATE

BAYLOR LEADS 4-0

YEAR	SCORE	SITE	DATE
1990	BU, 13-9	Waco	Sept. 22
2003	BU, 27-6	Waco	Sept. 20
2010	BU, 34-3	Waco	Sept. 4
2012	BU, 48-23	Waco	Sept. 15

Waco: BU leads, 4-0

SERIES RECORDS

SAMFORD

BAYLOR LEADS 2-0

YEAR	SCORE	SITE	DATE
2002	BU, 56-12	Waco	Sept. 7
2005	BU, 48-14	Waco	Sept. 10

Waco: BU leads, 2-0

SAN JOSE STATE

SERIES TIED 1-1

YEAR	SCORE	SITE	DATE
1980	SJS, 30-22	Waco	Nov. 1
1994	BU, 54-20	San Jose	Sept. 10

Waco: SJS leads, 1-0
San Jose: BU leads, 1-0

SEWANEE

SERIES TIED 1-1

YEAR	SCORE	SITE	DATE
1915	US, 16-3	Waco	Nov. 8
1919	BU, 21-7	Waco	Nov. 17

Waco: Tied, 1-1

SOUTH CAROLINA

BAYLOR LEADS 2-1

YEAR	SCORE	SITE	DATE
1949	BU, 20-6	Waco	Sept. 24
1975	USC, 24-13	Columbia	Oct. 4
1976	BU, 18-17	Waco	Oct. 2

Waco: BU leads, 2-0
Columbia: USC leads, 1-0

SOUTH FLORIDA

BAYLOR LEADS 1-0

YEAR	SCORE	SITE	DATE
2000	BU, 28-13	Waco	Sept. 23

Waco: BU leads, 1-0

SOUTHERN ILLINOIS

BAYLOR LEADS 1-0

YEAR	SCORE	SITE	DATE
2001	BU, 56-12	Waco	Nov. 24

Waco: BU leads, 1-0

SMU

BAYLOR LEADS 39-36-7

YEAR	SCORE	SITE	DATE
1916	BU, 62-0	Dallas	Oct. 7
1917	Tie, 0-0	Dallas	Nov. 17
1918	SMU, 14-0	Dallas	Oct. 16
1919	Tie, 7-7	Waco	Nov. 22
1920	Tie, 0-0	Dallas	
1921	BU, 28-0	Waco	Nov. 24
1922	BU, 24-0	Dallas	Nov. 30
1923	SMU, 16-0	Waco	Nov. 29
1924	Tie, 7-7	Dallas	Nov. 15
1925	SMU, 7-6	Dallas	Nov. 14
1926	SMU, 31-3	Waco	Nov. 13
1927	SMU, 34-0	Dallas	Nov. 12
1928	BU, 2-0	Waco	Nov. 12
1929	SMU, 25-0	Dallas	Nov. 13
1930	Tie, 14-14	Waco	Oct. 18
1931	SMU, 6-0	Dallas	Nov. 14
1932	BU, 19-0	Waco	Nov. 19
1933	BU, 13-7	Dallas	Nov. 25
1934	BU, 13-6	Waco	Nov. 24
1935	SMU, 10-0	Dallas	Nov. 23
1936	BU, 13-7	Waco	Nov. 21
1937	SMU, 13-7	Dallas	Nov. 13
1938	SMU, 21-6	Waco	Nov. 19
1939	SMU, 21-0	Dallas	Nov. 25
1940	SMU, 7-4	Waco	Nov. 23
1941	SMU, 14-0	Dallas	Nov. 22
1942	Tie, 6-6	Waco	Nov. 20
1945	SMU, 34-0	Dallas	Nov. 24
1946	SMU, 35-0	Waco	Nov. 23
1947	SMU, 10-0	Waco	Nov. 22
1948	SMU, 13-6	Dallas	Nov. 20
1949	BU, 35-26	Dallas	Nov. 19
1950	BU, 3-0	Dallas	Nov. 25
1951	BU, 14-13	Waco	Nov. 24
1952	Tie, 7-7	Dallas	Nov. 22
1953	BU, 27-21	Waco	Nov. 21
1954	BU, 33-21	Dallas	Nov. 20
1955	SMU, 12-0	Waco	Nov. 19
1956	BU, 26-0	Dallas	Nov. 24
1957	SMU, 14-7	Waco	Nov. 23
1958	SMU, 33-29	Dallas	Nov. 22
1959	SMU, 30-14	Waco	Nov. 21
1960	BU, 20-7	Dallas	Nov. 19
1961	BU, 31-6	Waco	Nov. 25
1962	BU, 17-13	Dallas	Nov. 24
1963	BU, 20-6	Waco	Dec. 7
1964	BU, 16-13	Dallas	Nov. 21
1965	BU, 20-10	Waco	Nov. 20
1966	SMU, 24-22	Dallas	Nov. 19
1967	SMU, 16-10	Waco	Nov. 25
1968	SMU, 33-17	Dallas	Nov. 23
1969	SMU, 12-6	Waco	Nov. 22
1970	SMU, 23-10	Dallas	Nov. 21
1971	SMU, 20-6	Waco	Nov. 20
1972	SMU, 12-7	Dallas	Nov. 25
1973	SMU, 38-22	Waco	Nov. 24
1974	BU, 31-14	Dallas	Nov. 23
1975	SMU, 34-31	Waco	Nov. 22
1976	BU, 27-20	Waco	Oct. 9
1977	BU, 9-6	Waco	Oct. 8
1978	SMU, 28-21	Waco	Oct. 14
1979	BU, 24-21	Dallas	Oct. 13
1980	BU, 32-28	Waco	Oct. 11
1981	SMU, 37-20	Dallas	Oct. 10
1982	SMU, 22-19	Waco	Oct. 9
1983	SMU, 42-26	Dallas	Oct. 8
1984	SMU, 24-20	Waco	Oct. 13
1985	BU, 21-14	Dallas	Oct. 12
1986	SMU, 27-21	Waco	Oct. 11
1989	BU, 49-3	Dallas	Oct. 14
1990	BU, 52-17	Waco	Oct. 13
1991	BU, 45-7	Dallas	Sept. 28
1992	BU, 49-7	Waco	Oct. 3
1993	BU, 31-12	Dallas	Nov. 9
1994	BU, 44-10	Waco	Oct. 8
1995	BU, 48-7	Dallas	Nov. 11
2003	BU, 10-7	Waco	Sept. 13
2005	BU, 28-23	Dallas	Sept. 3
2012	BU, 59-24	Waco	Sept. 2
2014	BU, 45-0	Waco	Aug. 31
2015	BU, 56-21	Dallas	Sept. 4
2016	BU, 40-13	Waco	Sept. 10

Waco: BU leads, 20-18-3
Dallas: BU leads, 19-18-4

SOUTHWESTERN

BAYLOR LEADS 13-6-1

YEAR	SCORE	SITE	DATE
1910	BU, 27-5	Waco	Nov. 24
1911	Tie, 5-5	Georgetown	
1912	SW, 13-6	Waco	Nov. 11
1913	SW, 14-7	Waco	
1914	SW, 7-6	Waco	Nov. 26
1915	BU, 10-0	Georgetown	Oct. 23
1916	BU, 20-0	Waco	Nov. 4
1917	BU, 26-0	Waco	Nov. 23
1918	SW, 14-6	Waco	Nov. 23
1919	BU, 20-0	Waco	Nov. 1
1920	SW, 7-0	Waco	Oct. 31
1921	BU, 16-0	Waco	Oct. 29
1926	BU, 7-0	Waco	Sept. 25
1927	SW, 19-6	Waco	Sept. 24
1935	BU, 39-0	Waco	Sept. 21
1937	BU, 39-2	Waco	Sept. 25
1938	BU, 33-0	Waco	Sept. 24
1939	BU, 34-0	Waco	Sept. 30
1945	BU, 19-0	Waco	Nov. 3
1946	BU, 21-7	Waco	Sept. 21

Waco: BU leads, 12-6
Georgetown: BU leads, 1-0-1

STEPHEN F. AUSTIN

BAYLOR LEADS 4-0

YEAR	SCORE	SITE	DATE
1928	BU, 31-0	Waco	Sept. 22
1929	BU, 88-0	Waco	Sept. 21
1947	BU, 34-0	Waco	Sept. 19
2011	BU, 48-0	Waco	Sept. 17

Waco: BU leads, 4-0

SYRACUSE

SERIES TIED 1-1

YEAR	SCORE	SITE	DATE
1966	BU, 35-12	Waco	Sept. 10
1967	SU, 7-0	Syracuse	Sept. 23

Waco: BU leads, 1-0
Syracuse: SU leads, 1-0

TCU

TCU LEADS 54-52-7

YEAR	SCORE	SITE	DATE
1899	Tie, 0-0	Waco	
1901	BU, 39-0	Waco	Nov. 23
	BU, 42-9	Waco	
1902	Tie, 0-0	Waco	Nov. 1
	BU, 6-0	Waco	Nov. 22
	BU, 20-0	Waco	Dec. 1
1903	BU, 12-0	Waco	Oct. 3
	BU, 5-0	Waco	Nov. 27
1904	Tie, 0-0	Waco	Oct. 1
	BU, 17-0	Waco	Nov. 12
	TCU, 5-0	Waco	Nov. 24
1905	TCU, 16-0	Waco	Sept. 30
	BU, 10-0	Waco	Nov. 10
	TCU, 17-0	Waco	Nov. 29
1907	Tie, 6-6	Waco	Oct. 5
	TCU, 11-10	Waco	Nov. 11
	BU, 16-8	Waco	Nov. 28
1908	TCU, 15-0	Waco	Oct. 3
	TCU, 10-6	Waco	Oct. 24
	BU, 23-8	Waco	Nov. 26
1909	TCU, 9-0	Waco	Oct. 16
	TCU, 11-0	Waco	Nov. 16
	BU, 6-3	Waco	Nov. 25
1910	BU, 52-0	Waco	Oct. 24
	BU, 10-3	Fort Worth	Nov. 18
1911	BU, 12-0	Waco	
1912	TCU, 22-0	Fort Worth	Oct. 19
1914	BU, 28-14	Waco	Oct. 31
1915	BU, 51-0	Waco	Nov. 25
1916	BU, 32-14	Fort Worth	Nov. 27
1917	TCU, 34-0	Fort Worth	Nov. 29
1918	TCU, 12-7	Waco	Dec. 5
1919	BU, 7-0	Waco	Nov. 27
1920	TCU, 21-9	Waco	Nov. 13
1925	Tie, 7-7	Dallas	Oct. 13
1926	Tie, 7-7	Waco	Oct. 12
1927	TCU, 14-0	Waco	Oct. 29
1928	BU, 7-6	Fort Worth	Nov. 3
1929	TCU, 34-7	Waco	Nov. 16
1930	BU, 35-14	Fort Worth	Nov. 22
1931	TCU, 19-6	Waco	Nov. 21
1932	TCU, 27-0	Fort Worth	Oct. 29
1933	BU, 7-0	Waco	Nov. 4
1934	TCU, 34-12	Fort Worth	Nov. 3
1935	TCU, 28-0	Waco	Nov. 2
1936	TCU, 28-0	Fort Worth	Oct. 31
1937	BU, 6-0	Waco	Oct. 30
1938	TCU, 39-7	Fort Worth	Oct. 29
1939	BU, 27-0	Waco	Nov. 4
1940	TCU, 14-12	Fort Worth	Nov. 2
1941	TCU, 23-12	Waco	Nov. 1
1942	BU, 10-7	Fort Worth	Oct. 31
1945	TCU, 7-6	Waco	Oct. 6
1946	TCU, 19-16	Fort Worth	Nov. 2
1947	TCU, 14-7	Waco	Nov. 1
1948	BU, 6-3	Fort Worth	Oct. 30
1949	BU, 40-14	Waco	Oct. 29
1950	BU, 20-14	Fort Worth	Nov. 4
1951	TCU, 20-7	Waco	Nov. 3
1952	Tie, 20-20	Fort Worth	Nov. 1
1953	BU, 25-7	Waco	Oct. 31
1954	BU, 12-7	Fort Worth	Oct. 30
1955	TCU, 28-6	Waco	Oct. 29
1956	TCU, 7-6	Fort Worth	Nov. 3
1957	TCU, 19-6	Waco	Nov. 2
1958	TCU, 22-0	Fort Worth	Nov. 1
1959	TCU, 14-0	Waco	Oct. 31
1960	TCU, 14-6	Fort Worth	Oct. 29
1961	BU, 28-14	Waco	Nov. 4
1962	TCU, 28-26	Fort Worth	Nov. 3
1963	BU, 32-13	Waco	Nov. 2
1964	TCU, 17-14	Fort Worth	Oct. 31
1965	TCU, 10-7	Waco	Oct. 30
1966	TCU, 16-0	Fort Worth	Oct. 29
1967	TCU, 29-7	Waco	Nov. 4
1968	TCU, 47-14	Fort Worth	Nov. 2
1969	TCU, 31-14	Waco	Nov. 1
1970	TCU, 24-17	Fort Worth	Oct. 31
1971	TCU, 19-6	Waco	Oct. 30
1972	BU, 42-9	Fort Worth	Nov. 4
1973	TCU, 34-28	Waco	Nov. 3
1974	BU, 21-7	Fort Worth	Nov. 2
1975	BU, 24-6	Waco	Nov. 1
1976	BU, 24-19	Fort Worth	Nov. 27
1977	BU, 48-9	Waco	Nov. 26
1978	BU, 28-21	Fort Worth	Oct. 28
1979	BU, 16-3	Waco	Oct. 27
1980	BU, 21-6	Fort Worth	Oct. 25
1981	BU, 34-21	Waco	Oct. 24
1982	TCU, 38-14	Fort Worth	Oct. 23
1983	BU, 56-21	Waco	Oct. 22
1984	TCU, 38-28	Fort Worth	Oct. 27
1985	BU, 45-0	Waco	Oct. 26
1986	BU, 28-17	Fort Worth	Oct. 25
1987	TCU, 24-0	Waco	Oct. 24
1988	TCU, 24-14	Fort Worth	Oct. 22
1989	BU, 27-9	Waco	Oct. 28
1990	BU, 27-21	Fort Worth	Oct. 27
1991	BU, 26-9	Waco	Oct. 26
1992	BU, 41-20	Fort Worth	Oct. 10
1993	TCU, 38-13	Waco	Oct. 23
1994	BU, 42-18	Fort Worth	Oct. 1
1995	BU, 27-24	Waco	Oct. 28
2006	TCU, 17-7	Waco	Sept. 3
2007	TCU, 27-0	Fort Worth	Sept. 1
2010	TCU, 45-10	Fort Worth	Sept. 18
2011	BU, 50-48	Waco	Sept. 2
2012	TCU, 49-21	Waco	Oct. 13
2013	BU, 41-38	Fort Worth	Nov. 30
2014	BU, 61-58	Waco	Oct. 11
2015	TCU, 28-21	Fort Worth *2OT*	Nov. 27
2016	TCU, 62-22	Waco	Nov. 5
2017	TCU, 45-22	Fort Worth	Nov. 24

Waco: BU leads, 34-31-5
Fort Worth: TCU leads, 23-18-1
Neutral Sites: Tied, 0-0-1
Dallas: Tied, 0-0-1

SERIES RECORDS

TENNESSEE

BAYLOR LEADS 1-0

YEAR	SCORE	SITE	DATE
1956	BU, 13-7	New Orleans [Sugar]	Jan. 1,1957

Neutral Sites: BU leads, 1-0
New Orleans, La.: BU leads, 1-0

TEXAS

TEXAS LEADS 76-27-4

YEAR	SCORE	SITE	DATE
1901	UT, 23-0	Waco	Oct. 29
1903	UT, 48-0	Austin	Oct. 24
1904	UT, 58-0	Austin	Nov. 19
1905	UT, 39-0	Austin	Oct. 21
1907	UT, 27-11	Austin	Nov. 9
1908	UT, 27-5	Austin	Oct. 17
1910	UT, 1-0*	Waco	Nov. 8
1911	UT, 11-0	Austin	Oct. 24
1912	UT, 19-7	Waco	Nov. 4
1913	UT, 77-0	Austin	Oct. 16
1914	UT, 57-0	Austin	Oct. 10
1916	BU, 7-3	Austin	Oct. 28
1917	BU, 3-0	Waco	Nov. 3
1919	UT, 29-13	Austin	Oct. 25
1923	Tie, 7-7	Waco	Nov. 10
1924	BU, 28-10	Austin	Nov. 8
1925	UT, 13-3	Austin	Nov. 7
1926	BU, 10-7	Waco	Nov. 6
1927	UT, 13-12	Austin	Nov. 5
1928	UT, 6-0	Waco	Nov. 5
1929	Tie, 0-0	Austin	Nov. 9
1930	UT, 14-0	Waco	Nov. 8
1931	UT, 25-0	Austin	Nov. 7
1932	UT, 19-0	Waco	Nov. 5
1933	BU, 3-0	Austin	Nov. 12
1934	UT, 25-6	Austin	Nov. 10
1935	UT, 25-6	Waco	Nov. 9
1936	BU, 21-18	Austin	Oct. 17
1937	UT, 9-6	Waco	Nov. 6
1938	BU, 14-3	Austin	Nov. 5
1939	BU, 20-0	Waco	Nov. 11
1940	UT, 13-0	Austin	Nov. 9
1941	Tie, 7-7	Waco	Nov. 8
1942	UT, 20-0	Austin	Nov. 7
1945	UT, 21-14	Austin	Nov. 10
1946	UT, 22-7	Waco	Nov. 9
1947	UT, 28-7	Austin	Nov. 8
1948	UT, 13-10	Waco	Nov. 6
1949	UT, 20-0	Austin	Nov. 5
1950	UT, 27-20	Waco	Nov. 11
1951	BU, 18-6	Austin	Nov. 10
1952	UT, 35-33	Waco	Nov. 8
1953	UT, 21-20	Austin	Nov. 7
1954	BU, 13-7	Waco	Nov. 6
1955	UT, 21-20	Austin	Nov. 5
1956	BU, 10-7	Waco	Nov. 10
1957	Tie, 7-7	Austin	Nov. 9
1958	UT, 20-15	Waco	Nov. 8
1959	UT, 13-12	Austin	Nov. 7
1960	UT, 12-7	Waco	Nov. 5
1961	UT, 33-7	Austin	Nov. 11
1962	UT, 27-12	Waco	Nov. 10
1963	UT, 7-0	Austin	Nov. 9
1964	UT, 20-14	Waco	Nov. 7
1965	UT, 35-14	Austin	Nov. 6
1966	UT, 26-14	Waco	Nov. 5
1967	UT, 24-0	Austin	Nov. 11
1968	UT, 47-26	Waco	Nov. 9
1969	UT, 56-14	Austin	Nov. 8
1970	UT, 21-14	Waco	Nov. 7
1971	UT, 24-0	Austin	Nov. 6
1972	UT, 17-3	Waco	Nov. 11
1973	UT, 42-6	Austin	Nov. 10
1974	BU, 34-24	Waco	Nov. 9
1975	UT, 37-21	Austin	Nov. 8
1976	BU, 20-10	Waco	Nov. 20
1977	UT, 29-7	Austin	Nov. 19
1978	BU, 38-14	Waco	Nov. 25
1979	UT, 13-0	Austin	Nov. 24
1980	BU, 16-0	Waco	Nov. 22
1981	UT, 34-12	Austin	Nov. 21
1982	UT, 31-23	Waco	Nov. 20
1983	UT, 24-21	Austin	Nov. 19
1984	BU, 24-10	Waco	Nov. 24
1985	UT, 17-10	Austin	Nov. 23
1986	BU, 18-13	Waco	Nov. 22
1987	UT, 34-16	Austin	Nov. 21
1988	BU, 17-14	Waco	Nov. 19
1989	BU, 50-7	Austin	Nov. 25
1990	UT, 23-13	Waco	Nov. 24
1991	BU, 21-11	Austin	Nov. 23
1992	BU, 21-20	Waco	Nov. 21
1993	UT, 38-17	Austin	Nov. 20
1994	UT, 63-35	Waco	Nov. 24
1995	UT, 21-13	Austin	Nov. 23
1996	UT, 28-23	Austin	Nov. 2
1997	BU, 23-21	Waco	Nov. 1
1998	UT, 30-20	Austin	Oct. 24
1999	UT, 62-0	Waco	Sept. 25
2000	UT, 48-14	Austin	Oct. 28
2001	UT, 49-10	Waco	Nov. 3
2002	UT, 41-0	Austin	Nov. 9
2003	UT, 56-0	Waco	Oct. 25
2004	UT, 44-14	Austin	Oct. 2
2005	UT, 62-0	Waco	Nov. 5
2006	UT, 63-31	Austin	Oct. 15
2007	UT, 31-10	Waco	Oct. 20
2008	UT, 45-21	Austin	Nov. 8
2009	UT, 47-14	Waco	Nov. 14
2010	BU, 30-22	Austin	Oct. 30
2011	BU, 48-24	Waco	Dec. 3
2012	UT, 56-50	Austin	Oct. 20
2013	BU, 30-10	Waco	Dec. 7
2014	BU, 28-7	Austin	Oct. 4
2015	UT, 23-17	Waco	Dec. 5
2016	UT, 35-34	Austin	Oct. 29
2017	UT, 38-7	Waco	Oct. 28

Waco: UT leads, 31-16-2
Austin: UT leads, 46-10-2

TEXAS A&M

TEXAS A&M LEADS 68-31-9

YEAR	SCORE	SITE	DATE
1899	A&M, 33-0	Waco	
1901	BU, 17-6	Dallas	
	A&M, 6-0	College Station	Nov. 5
	BU, 47-0	Waco	Nov. 28
1902	A&M, 11-6	Dallas	Oct. 10
	A&M, 22-0	College Station	Oct. 14
1903	A&M, 16-0	Waco	Nov. 7
	A&M, 5-0	College Station	Nov. 14
	Tie, 0-0	Waco	
1904	A&M, 10-0	Waco	Oct. 15
	A&M, 5-0	Waco	Nov. 5
1905	A&M, 42-0	Waco	Oct. 28
	A&M, 17-5	College Station	Nov. 19
1908	BU, 6-5	College Station	Oct. 10
1909	A&M, 9-6	Waco	Oct. 30
1911	A&M, 22-11	College Station	
1912	A&M, 53-0	Dallas	Nov. 28
1913	Tie, 14-14	College Station	Nov. 21
1916	A&M, 3-0	Waco	Nov. 11
1917	A&M, 7-0	Waco	Nov. 10
1918	A&M, 19-0	Waco	Nov. 19
1919	A&M, 10-0	Waco	Nov. 8
1920	A&M, 24-0	Waco	Nov. 6
1921	A&M, 14-3	Waco	Nov. 15
1922	BU, 13-7	Waco	Nov. 4
1923	Tie, 0-0	Waco	Nov. 3
1924	BU, 15-7	Waco	Nov. 1
1925	A&M, 13-0	Waco	Oct. 31
1926	BU, 20-9	Waco	Oct. 30
1931	A&M, 33-7	College Station	Oct. 24
1932	Tie, 0-0	Waco	Oct. 22
1933	A&M, 14-7	College Station	Oct. 21
1934	A&M, 10-7	Waco	
1935	BU, 14-6	College Station	Oct. 26
1936	Tie, 0-0	Waco	Oct. 24
1937	BU, 13-0	Waco	Oct. 23
1938	Tie, 6-6	Waco	Oct. 22
1939	A&M, 20-0	College Station	Oct. 28
1940	A&M, 14-7	Waco	Oct. 25
1941	A&M, 48-0	College Station	Oct. 25
1942	BU, 6-0	Waco	Oct. 24
1945	A&M, 19-13	College Station	Oct. 27
1946	A&M, 17-0	Waco	Oct. 26
1947	A&M, 24-0	College Station	Oct. 25
1948	BU, 20-14	Waco	Oct. 23
1949	BU, 21-0	College Station	Oct. 22
1950	BU, 27-20	Waco	Oct. 29
1951	Tie, 21-21	College Station	Oct. 27
1952	BU, 21-20	Waco	Oct. 18
1953	BU, 14-13	College Station	Oct. 24
1954	BU, 20-7	Waco	Oct. 23
1955	A&M, 19-7	College Station	Oct. 22
1956	A&M, 19-13	Waco	Oct. 27
1957	A&M, 14-0	College Station	Oct. 26
1958	A&M, 33-27	Waco	Oct. 25
1959	BU, 13-0	College Station	Oct. 24
1960	BU, 14-0	Waco	Oct. 22
1961	A&M, 23-0	College Station	Oct. 28
1962	A&M, 6-3	Waco	
1963	BU, 34-7	College Station	Oct. 26
1964	BU, 20-16	Waco	Oct. 24
1965	BU, 31-0	College Station	Oct. 23
1966	A&M, 17-13	Waco	Oct. 22
1967	A&M, 21-3	College Station	Oct. 28
1968	BU, 10-9	Waco	Oct. 26
1969	A&M, 24-0	College Station	Oct. 25
1970	BU, 29-24	Waco	Oct. 24
1971	A&M, 10-9	College Station	Oct. 23
1972	BU, 15-13	Waco	Oct. 28
1973	A&M, 28-22	College Station	Oct. 27
1974	A&M, 20-0	Waco	Oct. 26
1975	A&M, 19-10	College Station	Oct. 25
1976	A&M, 24-0	College Station	Oct. 16
1977	A&M, 38-31	Waco	Oct. 15
1978	BU, 24-6	College Station	Oct. 21
1979	BU, 17-7	Waco	Sept. 15
1980	BU, 46-7	College Station	Oct. 18
1981	BU, 19-17	Waco	Oct. 17
1982	A&M, 28-23	College Station	Oct. 16
1983	Tie, 13-13	Waco	Oct. 15
1984	BU, 20-16	College Station	Oct. 20
1985	BU, 20-15	Waco	Oct. 19
1986	A&M, 31-30	College Station	Oct. 18
1987	A&M, 34-10	Waco	Oct. 17
1988	A&M, 28-14	College Station	Oct. 15
1989	A&M, 14-11	Waco	Oct. 21
1990	Tie, 20-20	College Station	Oct. 20
1991	A&M, 34-12	Waco	Oct. 19
1992	A&M, 19-13	College Station	Oct. 24
1993	A&M, 34-17	Waco	Oct. 16
1994	A&M, 41-21	College Station	Oct. 15
1995	A&M, 24-9	Waco	Oct. 21
1996	A&M, 24-7	Waco	Nov. 9
1997	A&M, 38-10	College Station	Nov. 8
1998	A&M, 35-14	Waco	Oct. 17
1999	A&M, 45-13	College Station	Oct. 9
2000	A&M, 24-0	Waco	Oct. 14
2001	A&M, 16-10	College Station	Oct. 6
2002	A&M, 41-0	Waco	Oct. 12
2003	A&M, 73-10	College Station	Oct. 11
2004	BU, 35-34	Waco OT	Oct. 30
2005	A&M, 16-13	College Station OT	Oct. 1
2006	A&M, 31-21	Waco	Oct. 29
2007	A&M, 34-10	College Station	Sept. 29
2008	BU, 41-21	Waco	Nov. 15
2009	A&M, 38-3	College Station	Nov. 21
2010	A&M, 42-30	Waco	Nov. 13
2011	A&M, 55-28	College Station	Oct. 15

Waco: A&M leads, 34-20-6
College Station: A&M leads, 32-10-3
Neutral Sites: A&M leads, 2-1
Dallas: A&M leads, 2-1

TEXAS A&M-KINGSVILLE

BAYLOR LEADS 1-0

YEAR	SCORE	SITE	DATE
1935	BU, 6-0	Waco	Oct. 5

Waco: BU leads, 1-0

TEXAS STATE

BAYLOR LEADS 7-0

Year	Score	Site	Date
1909	BU, 55-0	Waco	Oct. 4
1913	BU, 9-7	Waco	Oct. 4
1916	BU, 76-0	Waco	Sept. 30
1987	BU, 36-15	Waco	Oct. 10
1988	BU, 45-7	Waco	Oct. 8
2004	BU, 24-17	Waco	Sept. 11
2007	BU, 34-27	Waco	Sept. 15

Waco: BU leads, 7-0

TEXAS TECH

TEXAS TECH LEADS 38-37-1

YEAR	SCORE	SITE	DATE
1929	BU, 34-0	Waco	Nov. 2
1931	BU, 32-0	Waco	Oct. 31
1932	TT, 14-2	Lubbock	Nov. 11
1933	TT, 13-0	Lubbock	Nov. 17
1934	TT, 14-7	Lubbock	Oct. 5
1942	BU, 14-7	Lubbock	Oct. 17
1945	Tie, 7-7	Lubbock	Oct. 20
1946	TT, 13-0	Lubbock	Oct. 19
1947	BU, 32-6	Lubbock	Oct. 18
1948	BU, 13-0	Waco	Oct. 16
1949	BU, 28-7	Lubbock	Oct. 15
1950	BU, 26-12	Waco	Oct. 21
1951	BU, 40-20	Waco	Oct. 20
1952	BU, 21-10	Lubbock	Oct. 18
1956	BU, 27-0	Waco	Sept. 29
1957	BU, 15-12	Lubbock	Oct. 19
1958	BU, 26-7	Lubbock	Oct. 18
1959	BU, 14-7	Waco	Oct. 17
1960	BU, 14-7	Lubbock	Oct. 15
1961	TT, 19-17	Lubbock	Oct. 21
1962	BU, 28-6	Waco	Oct. 20
1963	BU, 21-17	Lubbock	Oct. 19
1964	BU, 28-10	Waco	Oct. 17
1965	TT, 34-22	Lubbock	Nov. 13
1966	BU, 29-14	Lubbock	Nov. 12
1967	TT, 31-29	Lubbock	Nov. 18
1968	BU, 42-28	Waco	Nov. 16
1969	TT, 41-7	Lubbock	Nov. 15
1970	TT, 7-3	Waco	Nov. 14
1971	TT, 27-0	Lubbock	Nov. 13
1972	TT, 13-7	Waco	Nov. 18
1973	TT, 55-24	Lubbock	Nov. 17
1974	BU, 17-10	Waco	Nov. 16
1975	TT, 33-10	Lubbock	Nov. 15
1976	TT, 24-21	Lubbock	Dec. 4
1977	TT, 17-7	Waco	Sept. 10
1978	TT, 27-9	Lubbock	Nov. 4
1979	BU, 27-17	Waco	Sept. 29
1980	BU, 11-3	Lubbock	Sept. 27
1981	BU, 28-15	Waco	Sept. 26
1982	BU, 24-23	Lubbock	Sept. 25
1983	TT, 26-11	Waco	Sept. 24

SERIES RECORDS

YEAR	SCORE	SITE	DATE
1984	BU, 18-9	Lubbock	Sept. 29
1985	BU, 31-0	Waco	Sept. 28
1986	BU, 45-14	Lubbock	Sept. 27
1987	BU, 36-22	Waco	Sept. 26
1988	TT, 36-6	Lubbock	Sept. 24
1989	BU, 29-15	Waco	Sept. 30
1990	BU, 21-15	Lubbock	Sept. 29
1991	TT, 31-24	Waco	Nov. 16
1992	TT, 36-17	Lubbock	Sept. 26
1993	BU, 28-26	Waco	Sept. 25
1994	TT, 38-7	Lubbock	Oct. 22
1995	BU, 9-7	Waco	Sept. 30
1996	TT, 45-24	Lubbock	Oct. 5
1997	TT, 35-14	Waco	Oct. 4
1998	TT, 31-29	Lubbock	Oct. 3
1999	TT, 35-7	Waco	Oct. 23
2000	TT, 28-0	Lubbock	Oct. 7
2001	TT, 63-19	Waco	Oct. 27
2002	TT, 62-11	Lubbock	Nov. 2
2003	TT, 62-14	Waco	Nov. 8
2004	TT, 42-17	Lubbock	Nov. 6
2005	TT, 28-0	Waco	Oct. 29
2006	TT, 55-21	Lubbock	Nov. 4
2007	TT, 38-7	Waco	Nov. 3
2008	TT, 35-28	Lubbock	Nov. 29
2009	TT, 20-13	Arlington	Nov. 28
2010	TT, 45-38	Dallas	Oct. 9
2011	BU, 66-42	Arlington	Nov. 26
2012	BU, 52-45	Arlington *OT*	Nov. 24
2013	BU, 63-34	Arlington	Nov.16
2014	BU, 48-46	Arlington	Nov. 29
2015	BU, 63-35	Arlington	Oct. 3
2016	TT, 54-35	Arlington	Nov. 25
2017	TT, 38-24	Arlington	Nov. 11

Waco: BU leads, 18-11
Lubbock: TT leads, 23-14-1
Neutral Sites: BU, 5-4
Arlington: BU leads, 5-3
Dallas: TT leads, 1-0

UTSA

UTSA LEADS 1-0

YEAR	SCORE	SITE	DATE
2017	LU, 17-10	Waco	Sept. 9

Waco: UTSA leads, 1-0

TOBY'S BUSINESS

BAYLOR LEADS 2-0

YEAR	SCORE	SITE	DATE
1899	BU, 20-0	Waco	
1899	BU, 6-0	Waco	

Waco: BU leads, 2-0

TRINITY

BAYLOR LEADS 14-6-2

YEAR	SCORE	SITE	DATE
1900	BU, 17-0	Waco	
1902	TC, 17-5	Dallas	Sept. 27
	TC, 33-0	Waxahachie	Oct. 27
1904	TC, 22-0	Waco	Oct. 22
1905	TC, 22-5	Waxahachie	Oct. 14
1907	BU, 4-0	Waco	Oct. 26
1909	BU, 17-6	Waco	Oct. 9
1911	BU, 12-0	Waco	
1912	BU, 41-0	Waco	Nov. 16
1913	Tie, 6-6	Waxahachie	Oct. 30
1914	TC, 7-0	Waco	Oct. 17
	Tie, 0-0	Waco	Nov. 14
1915	BU, 49-0	Dallas	Oct. 16
1916	BU, 37-0	Waco	Oct. 14
1917	BU, 55-0	Dallas	Oct. 13
1920	BU, 20-6	Waco	Oct. 16
1925	TC, 10-3	Waco	Oct. 17
1926	BU, 14-0	Waco	Oct. 16
1927	BU, 20-12	Waxahachie	Sept. 30
1928	BU, 33-0	Waco	Oct. 6
1929	BU, 43-0	Waco	Oct. 5
1930	BU, 54-0	Waco	Oct. 11

Waco: BU leads, 11-3-1
Neutral Sites: Tied, 3-3-1
Dallas: BU leads, 2-1
Waxahachie: TC leads, 2-1-1

TULANE

SERIES TIED 3-3

YEAR	SCORE	SITE	DATE
1908	TU, 10-2	New Orleans	Nov. 7
	BU, 6-0	Waco	Nov. 21
1948	TU, 35-13	New Orleans	Nov. 13
1951	BU, 27-14	New Orleans	Oct. 6
1982	TU, 30-15	New Orleans	Oct. 30
1983	BU, 24-18	Waco	Oct. 29

Waco: BU leads, 2-0
New Orleans: TU leads, 3-1

TULSA

BAYLOR LEADS 5-4

YEAR	SCORE	SITE	DATE
1940	BU, 20-6	Waco	Nov. 16
1941	TU, 20-13	Tulsa	Nov. 15
1942	TU, 24-0	Tulsa	Nov. 14
1945	TU, 26-7	Tulsa	Nov. 17
1946	TU, 17-0	Tulsa	Nov. 16
1947	BU, 7-6	Tulsa	Nov. 15
1948	BU, 42-19	Waco	Sept. 25
1995	BU, 37-5	Tulsa	Sept. 2
2002	BU, 37-25	Waco	Sept. 21

Waco: BU leads, 3-0
Tulsa: TU leads, 4-2

UAB

UAB LEADS 2-0

YEAR	SCORE	SITE	DATE
2003	UAB, 24-19	Waco	Aug. 30
2004	UAB, 56-14	Birmingham	Sept. 4

Waco: UAB leads, 1-0
Birmingham: UAB leads, 1-0

UCLA

BAYLOR LEADS 1-0

YEAR	SCORE	SITE	DATE
2012	BU, 49-26	San Diego, Calif. [Holiday]	Dec. 27

Neutral Sites: BU leads, 1-0
San Diego, Calif.: BU leads, 1-0

UCF

UCF LEADS 1-0

YEAR	SCORE	SITE	DATE
2013	UCF, 52-42	Glendale [Fiesta]	Jan. 1, 2014

Neutral Sites: UCF leads, 1-0
Glendale, Ariz.: UCF leads, 1-0

UNLV

BAYLOR LEADS 2-1

YEAR	SCORE	SITE	DATE
1987	BU, 21-14	Las Vegas	Sept. 19
1988	BU, 27-3	Waco	Sept. 3
1999	UNLV, 27-24	Waco	Sept. 11

Waco: Tied, 1-1
Las Vegas: BU leads, 1-0

USC

USC LEADS 3-2

YEAR	SCORE	SITE	DATE
1959	USC, 17-8	Los Angeles	Nov. 14
1960	BU, 35-14	Waco	Nov. 12
1985	BU, 20-13	Los Angeles	Sept. 21
1986	USC, 17-14	Waco	Sept. 20
1994	USC, 37-27	Los Angeles	Sept. 24

Waco: Tied, 1-1
Los Angeles: USC leads, 2-1

UTAH STATE

BAYLOR LEADS 3-0

YEAR	SCORE	SITE	DATE
1961	BU, 24-9	New York [Gotham]	Dec. 9
1992	BU, 45-10	Waco	Sept. 19
1993	BU, 28-24	Logan	Sept. 18

Waco: BU leads, 1-0
Logan: BU leads, 1-0
Neutral Sites: BU leads, 1-0
New York: BU leads, 1-0

UTEP

BAYLOR LEADS 2-0

YEAR	SCORE	SITE	DATE
1983	BU, 20-6	El Paso	Sept. 17
1991	BU, 27-7	Waco	Sept. 7

Waco: BU leads, 1-0
El Paso: BU leads, 1-0

VANDERBILT

BAYLOR LEADS 2-0

YEAR	SCORE	SITE	DATE
1953	BU, 47-6	Waco	Oct. 17
1954	BU, 25-19	Nashville	Sept. 25

Waco: BU leads, 1-0
Nashville: BU Leads, 1-0

VILLANOVA

BAYLOR LEADS 3-1

YEAR	SCORE	SITE	DATE
1940	BU, 7-0	San Antonio	Oct. 18
1941	VU, 14-6	Philadelphia	Oct. 17
1955	BU, 19-2	Philadelphia	Sept. 24
1957	BU, 7-0	Waco	Sept. 21

Waco: BU leads, 1-0
Philadelphia: Tied, 1-1
Neutral Sites: BU leads, 1-0
San Antonio: BU leads, 1-0

WAKE FOREST

BAYLOR LEADS 5-1

YEAR	SCORE	SITE	DATE
1948	BU, 20-7	Birmingham, Ala. [Dixie]	Dec. 31
1951	BU, 42-0	Waco	Nov. 17
1952	BU, 17-14	Waco	Sept. 20
1961	BU, 31-0	Waco	Sept. 23
2008	WF, 41-13	Waco	Aug. 28
2009	BU, 24-21	Winston-Salem	Sept. 5

Waco: BU leads, 3-1
Winston-Salem: BU leads, 1-0
Neutral Sites: BU leads, 1-0
Birmingham, Ala.: BU leads, 1-0

WASHINGTON

BAYLOR LEADS 4-1

Year	Score	Site	Date
1954	BU, 34-7	Waco	Oct. 16
1955	BU, 13-7	Seattle	Oct. 15
1964	UW, 35-14	Seattle	Sept. 26
1965	BU, 17-14	Waco	Sept. 25
2011	BU, 67-56	San Antonio [Alamo]	Dec. 29

Waco: BU leads, 2-0
Seattle: Tied, 1-1
Neutral Sites: BU leads, 1-0
San Antonio: BU leads, 1-0

WASHINGTON STATE

BAYLOR LEADS 4-2

YEAR	SCORE	SITE	DATE
1952	BU, 31-7	Waco	Oct. 4
1966	BU, 20-14	Spokane	Oct. 1
1967	BU, 10-7	Waco	Oct. 7
1994	WSU, 10-3	San Antonio [Alamo]	Dec. 31
2006	WSU, 17-15	Seattle	Sept. 16
2008	BU, 45-17	Waco	Sept. 12

Waco: BU leads, 3-0
Spokane: BU leads, 1-0
Neutral Sites: WSU leads, 2-0
San Antonio: WSU leads, 1-0
Seattle: WSU leads, 1-0

WEATHERFORD

BAYLOR LEADS 1-0

YEAR	SCORE	SITE	DATE
1900	BU, 16-0	Waco	Nov. 30

Waco: BU leads, 1-0

WEST TEXAS A&M

BAYLOR LEADS 2-0

Year	Score	Site	Date
1945	BU, 32-0	Waco	Sept. 29
1980	BU, 43-15	Waco	Sept. 20

Waco: BU leads, 2-0

WEST VIRGINIA

WEST VIRGINIA LEADS 4-2

YEAR	SCORE	SITE	DATE
2012	WVU, 70-63	Morgantown	Oct.29
2013	BU, 73-42	Waco	Oct. 5
2014	WVU, 41-27	Morgantown	Oct. 18
2015	BU, 62-38	Waco	Oct. 17
2016	WVU, 24-21	Morgantown	Dec. 3
2017	WVU, 38-36	Waco	Oct. 21

Waco: BU leads, 2-1
Morgantown: WVU leads, 2-0

WINCHESTER

BAYLOR LEADS 1-0

YEAR	SCORE	SITE	DATE
1911	BU, 63-0	Waco	

Waco: BU leads, 1-0

WOFFORD

BAYLOR LEADS 1-0

YEAR	SCORE	SITE	DATE
2013	BU, 69-3	Waco	Aug. 31

Waco: BU leads, 1-0

WYOMING

BAYLOR LEADS 3-1

YEAR	SCORE	SITE	DATE
1949	BU, 32-13	Waco	Nov. 12
1950	UW, 7-0	Laramie	Sept. 23
1985	BU, 39-18	Waco	Sept. 7
1986	BU, 31-28	Laramie	Sept. 6

Waco: BU leads, 2-0
Laramie: Tied, 1-1

BAYLOR VS. FBS CONFERENCES

ACC

TEAM	ALL	H	A	N
Boston College	0-3	0-0	0-2	0-1
Clemson	1-0	0-0	0-0	1-0
Duke	0-2	0-0	0-2	0-0
Florida State	2-1	1-0	1-1	0-0
Georgia Tech	1-3	1-0	0-2	0-1
Louisville	1-0	0-0	1-0	0-0
Miami, Fla.	3-6	1-2	2-4	0-0
North Carolina	1-0	0-0	0-0	1-0
N.C. State	2-0	1-0	1-0	0-0
Pittsburgh	2-2	0-2	2-0	0-0
Syracuse	1-1	1-0	0-1	0-0
Virginia	0-0	0-0	0-0	0-0
VIrginia Tech	0-0	0-0	0-0	0-0
Wake Forest	5-1	3-1	1-0	1-0
TOTALS	**19-19**	**8-5**	**8-12**	**3-2**

AMERICAN

TEAM	ALL	H	A	N
UCF	0-1	0-0	0-0	0-1
Cincinnati	0-0	0-0	0-0	0-0
Connecticut	0-2	0-0	0-2	0-0
East Carolina	0-0	0-0	0-0	0-0
Houston	14-13-1	8-6-1	6-7	0-0
Memphis	0-0	0-0	0-0	0-0
Navy	0-0	0-0	0-0	0-0
South Florida	1-0	1-0	0-0	0-0
SMU	39-36-7	20-18-3	19-18-4	0-0
Temple	0-0	0-0	0-0	0-0
Tulane	3-3	2-0	1-3	0-0
Tulsa	5-4	3-1	2-3	0-0
TOTALS	**62-59-8**	**34-25-4**	**28-33-4**	**0-1**

BIG TEN

TEAM	ALL	H	A	N
Illinois	1-1	1-0	0-0	0-1
Indiana	1-2	1-0	0-1	0-1
Iowa	0-0	0-0	0-0	0-0
Maryland	1-1	0-1	1-0	0-0
Michigan	0-1-1	0-0	0-1-1	0-0
Michigan State	0-2	0-0	0-1	0-1
Minnesota	0-1	0-1	0-0	0-0
Nebraska	1-11	0-4	1-7	0-0
Northwestern	0-0	0-0	0-0	0-0
Ohio State	0-2	0-0	0-2	0-0
Penn State	0-1	0-0	0-0	0-1
Purdue	0-1	0-0	0-1	0-0
Rutgers	0-0	0-0	0-0	0-0
Wisconsin	0-0	0-0	0-0	0-0
TOTALS	**4-23-1**	**2-6**	**2-13-1**	**0-4**

CONFERENCE USA

TEAM	ALL	H	A	N
Florida Atlantic	0-0	0-0	0-0	0-0
Florida International	0-0	0-0	0-0	0-0
Louisiana Tech	5-1	3-1	0-0	2-0
Marshall	0-0	0-0	0-0	0-0
Middle Tennessee	0-0	0-0	0-0	0-0
North Texas	12-1	11-0	1-1	0-0
Old Dominion	0-0	0-0	0-0	0-0
Rice	49-30-2	22-10	27-20-2	0-0
Southern Miss	0-0	0-0	0-0	0-0
UAB	0-2	0-1	0-1	0-0
UTEP	2-0	1-0	1-0	0-0
UTSA	0-1	0-1	0-0	0-0
Western Kentucky	0-0	0-0	0-0	0-0
TOTALS	**68-35-2**	**37-13**	**29-22-2**	**2-0**

MID-AMERICAN

TEAM	ALL	H	A	N
Akron	0-0	0-0	0-0	0-0
Ball State	0-0	0-0	0-0	0-0
Bowling Green	1-0	1-0	0-0	0-0
Buffalo	4-0	2-0	2-0	0-0
Central Michigan	0-0	0-0	0-0	0-0
Eastern Michigan	0-0	0-0	0-0	0-0
Kent State	1-0	1-0	0-0	0-0
Massachusetts	0-0	0-0	0-0	0-0
Miami (Ohio)	0-0	0-0	0-0	0-0
Northern Illinois	0-0	0-0	0-0	0-0
Ohio	0-0	0-0	0-0	0-0
Toledo	0-0	0-0	0-0	0-0
Western Michigan	0-0	0-0	0-0	0-0
TOTALS	**6-0**	**4-0**	**2-0**	**0-0**

MOUNTAIN WEST

TEAM	ALL	H	A	N
Air Force	3-0	2-0	1-0	0-0
Boise State	1-0	0-0	0-0	1-0
Colorado State	0-0	0-0	0-0	0-0
Fresno State	2-0	1-0	1-0	0-0
Hawai`i	0-0	0-0	0-0	0-0
Nevada	0-0	0-0	0-0	0-0
New Mexico	2-1	2-0	0-1	0-0
San Diego State	0-0	0-0	0-0	0-0
San Jose State	1-1	0-1	1-0	0-0
UNLV	2-1	1-1	1-0	0-0
Utah State	3-0	1-0	1-0	1-0
Wyoming	3-1	2-0	1-1	0-0
TOTALS	**17-4**	**9-2**	**6-2**	**2-0**

PAC-12

TEAM	ALL	H	A	N
Arizona	1-0	0-0	0-0	1-0
Arizona State	0-1	0-0	0-1	0-0
Cal	2-1	0-0	2-1	0-0
Colorado	7-9	2-4	4-5	1-0
Oregon	0-0	0-0	0-0	0-0
Oregon State	1-3	1-1	0-1	0-1
Stanford	0-0	0-0	0-0	0-0
UCLA	1-0	0-0	0-0	1-0
USC	2-3	1-1	1-2	0-0
Utah	0-0	0-0-0	0-0-0	0-0-0
Washington	4-1	2-0	1-1	1-0
Washington State	4-2	3-0	1-0	0-2
TOTALS	**22-20**	**9-6**	**9-11**	**4-3**

SEC

TEAM	ALL	H	A	N
Alabama	0-2	0-0	0-1	0-1
Arkansas	33-35-2	21-11-2	11-15	1-9
Auburn	2-1-1	0-0-1	2-0	0-1
Florida	0-1	0-0	0-0	0-1
Georgia	0-4	0-0	0-4	0-0
Kentucky	2-2	1-1	1-1	0-0
LSU	3-8	0-1	1-6	2-1
Mississippi	1-0	1-0	0-0	0-0
Mississippi State	2-1-1	0-1	1-0	1-0-1
Missouri	4-10	2-4	2-6	0-0
South Carolina	2-1	2-0	0-1	0-0
Tennessee	1-0	0-0	0-0	1-0
Texas A&M	31-68-9	20-34-6	10-32-3	1-2
Vanderbilt	2-0	1-0	1-0	0-0
TOTALS	**83-133-13**	**48-52-9**	**29-66-3**	**6-15-1**

SUN BELT

TEAM	ALL	H	A	N
Appalachian State	0-0	0-0	0-0	0-0
Arkansas State	1-0	1-0	0-0	0-0
Georgia State	0-0	0-0	0-0	0-0
Georgia Southern	0-0	0-0	0-0	0-0
Idaho	0-0	0-0	0-0	0-0
Louisiana-Lafayette	0-0	0-0	0-0	0-0
Louisiana-Monroe	2-0	1-0	1-0	0-0
New Mexico State	0-0	0-0	0-0	0-0
South Alabama	0-0	0-0	0-0	0-0
Texas State	7-0	7-0	0-0	0-0
Troy	0-0	0-0	0-0	0-0
TOTALS	**10-0**	**9-0**	**1-0**	**0-0**

INDEPENDENTS

TEAM	ALL	H	A	N
Army	3-1	0-1	3-0	0-0
BYU	1-1	1-0	0-1	0-0
Notre Dame	0-2	0-0	0-2	0-0
TOTALS	**4-4**	**1-1**	**3-3**	**0-0**

BAYLOR ON THANKSGIVING DAY (13-7-2)

	OPPONENT	SCORE	W-L	DATE
1901	Texas A&M	47-0	W	Nov. 28
1902	St. Edwards	28-0	W	Nov. 27
1904	TCU	0-5	L	Nov. 24
1907	TCU	16-8	W	Nov. 28
1908	TCU	23-8	W	Nov. 26
1909	TCU (Homecoming)	6-3	W	Nov. 25
1910	Southwestern	27-5	W	Nov. 24
1912	Texas A&M (Dallas)	0-53	L	Nov. 28
1914	Southwestern	6-7	L	Nov. 26
1915	TCU	51-0	W	Nov. 25
1917	at TCU	0-34	L	Nov. 29
1919	at TCU	7-0	W	Nov. 27
1920	at SMU	0-0	T	Nov. 25
1921	SMU	28-0	W	Nov. 24
1922	at SMU	24-0	W	Nov. 30
1923	at SMU	0-16	L	Nov. 29
1924	at Rice	17-9	W	Nov. 27
1925	at Rice	7-7	T	Nov. 26
1926	at Rice	9-7	W	Nov. 25
1927	at Rice	12-19	L	Nov. 24
1928	at Rice	25-14	W	Nov. 29
1994	Texas	35-63	L	Nov. 24
1995	at Texas	13-21	L	Nov. 23

BAYLOR ON NEW YEAR'S EVE (3-5)

	OPPONENT	SCORE	W-L	
1954	Auburn	13-33	L	Gator Bowl
1960	Florida	12-13	L	Gator Bowl
1979	Clemson	24-18	W	Peach Bowl
1983	Oklahoma State	14-24	L	Bluebonnet Bowl
1986	Colorado	21-9	W	Bluebonnet Bowl
1991	Indiana	0-24	L	Copper Bowl
1992	Arizona	20-15	W	John Hancock Bowl
1994	Washington State	3-10	L	Alamo Bowl

BAYLOR ON NEW YEAR'S DAY (2-5)

	OPPONENT	SCORE	W-L	
1949	Wake Forest	20-7	W	Dixie Bowl
1951	Georgia Tech	14-17	L	Orange Bowl
1956	Tennessee	13-7	W	Sugar Bowl
1975	Penn State	20-41	L	Cotton Bowl
1981	Alabama	2-30	L	Cotton Bowl
2014	UCF	42-52	L	Fiesta Bowl
2015	Michigan State	41-42	L	Cotton Bowl

NATIONAL RANKINGS HISTORY

The following is a list of all games in the history of Baylor football in which either Baylor or its opponent was ranked nationally by the *Associated Press* at the time of the game. The first number is Baylor's ranking with the opponent's ranking second. A dash indicates that either Baylor or its opponent was unranked, as applicable.

1936

10/24	—	14	Texas A&M (HC)	T	0-0

1937

10/23	15	13	Texas A&M	W	13-0
10/30	5	—	TCU	W	6-0
11/6	4	—	Texas	L	6-9
11/13	13	—	at SMU	L	7-13

1938

10/22	17	—	Texas A&M	T	6-6
10/29	—	4	at TCU	L	7-39

1939

10/21	19	16	at Nebraska	L	0-20
10/28	—	5	at Texas A&M	L	0-20

1940

10/25	—	4	Texas A&M (HC)	L	7-14
11/23	—	18	SMU	L	4-7

1941

10/25	—	9	at Texas A&M	L	0-48
11/8	—	1	Texas	T	7-7

1942

10/31	—	9	at TCU	W	10-7
11/7	16	14	at Texas	L	0-20

1945

11/10	—	17	at Texas	L	14-21
11/17	—	19	at Tulsa	L	7-26

1946

10/12	—	18	at Arkansas	L	0-13
11/9	—	6	Texas	L	7-22
11/30	—	13	at Rice	L	6-38

1947

10/25	17	—	at Texas A&M	L	0-24
11/8	—	8	at Texas	L	7-28
11/22	—	3	SMU	L	0-10
11/29	—	18	at Rice	L	6-34

1948

10/9	—	13	at Arkansas	W	23-7
10/16	19	—	Texas Tech	W	13-0
10/30	20	—	at TCU	W	6-3
11/20	—	10	at SMU	L	6-13

1949

10/15	20	—	at Texas Tech	W	28-7
10/22	11	—	at Texas A&M	W	21-0
10/29	10	—	TCU (HC)	W	40-14
11/5	6	—	at Texas	L	0-20
11/19	15	10	at SMU	W	35-26
11/26	9	7	at Rice	L	7-21

1950

10/28	—	13	Texas A&M (HC)	W	27-20
11/11	—	5	Texas	L	20-27
11/18	—	15	at SMU	W	3-0

1951

9/22	13	—	at Houston	W	19-0
10/6	19	—	at Tulane	W	27-14
10/13	12	—	Arkansas	W	9-7
10/20	10	—	Texas Tech	W	40-20
10/27	7	16	at Texas A&M	T	21-21
11/3	8	—	TCU (HC)	L	7-20
11/10	16	10	at Texas	W	18-6
11/17	10	—	Wake Forest	W	42-0
11/24	10	—	SMU	W	14-13
12/1	9	—	at Rice	W	34-13
1/1	9	5	vs. Georgia Tech (Orange Bowl)	L	14-17

1952

11/8	—	13	Texas	L	33-35

1953

9/19	20	14	at California	W	25-0
10/2	10	—	at Miami, Fla.	W	21-13
10/10	9	—	Arkansas	W	14-7
10/17	8	—	Vanderbilt	W	47-6
10/24	6	15	at Texas A&M	W	14-13
10/31	3	—	TCU (HC)	W	25-7
11/7	3	19	at Texas	L	20-21
11/14	9	—	Houston	L	7-37
11/28	17	8	at Rice	L	19-41

1954

9/25	10	—	at Vanderbilt	W	25-19
10/1	10	—	at Miami, Fla.	L	13-19
10/30	—	17	at TCU	W	12-7
11/6	20	—	Texas	W	13-7
11/13	20	11	at SMU	W	33-21
11/27	9	—	Rice	L	14-20
12/31	18	13	vs. Auburn (Gator Bowl)	L	13-33

1955

9/24	18	—	at Villanova	W	19-2
10/1	20	1	Maryland	L	6-20
10/15	—	12	at Washington	W	13-7
10/22	16	12	at Texas A&M	L	7-19
10/29	—	14	TCU (HC)	L	6-28

1956

10/6	16	—	at Maryland	W	14-0
10/13	10	—	at Arkansas	W	14-7
10/27	8	7	Texas A&M (HC)	L	13-19
11/3	15	—	at TCU	L	6-7
11/24	16	—	at SMU	W	26-0
12/1	15	—	Rice	W	46-13
1/1	11	2	Tennessee	W	13-7

1957

9/21	7	—	Villanova	W	7-0
9/28	11	—	Houston	W	14-6
10/5	11	—	at Miami, Fla.	L	7-13
10/12	—	11	Arkansas	L	17-20
10/26	—	2	at Texas A&M	L	0-14
11/30	—	9	at Rice	L	0-20

1958

11/1	—	18	at TCU	L	0-22

1959

10/3	—	1	LSU	L	0-22
10/10	—	19	Arkansas	L	7-23
10/31	—	15	TCU (HC)	L	0-14
11/7	—	3	at Texas	L	12-13
11/14	—	4	at USC	L	8-17

1960

10/8	20	9	at Arkansas	W	28-14
10/15	7	—	at Texas Tech	W	14-7
10/22	7	—	at Texas A&M (HC)	W	14-0
10/29	7	—	at TCU	L	6-14
11/5	11	—	Texas	L	7-12
11/26	19	12	Rice	W	12-7
12/31	12	18	vs. Florida (Gator Bowl)	L	12-13

1961

10/14	9	—	Arkansas	L	13-23
11/11	—	1	at Texas	L	7-33
12/9	—	10	vs. Utah State (Gotham Bowl)	W	24-9

1962

10/13	—	8	at Arkansas	L	21-28
11/10	—	5	Texas	L	12-27

1963

11/9	—	1	at Texas	L	0-7

1964

9/26	—	7	at Washington	L	14-35
10/10	—	9	Arkansas	L	6-17
11/7	—	7	Texas	L	14-20

1965

10/9	—	3	Arkansas	L	7-38

1966

9/10	—	7	Syracuse	W	35-12
9/24	10	—	Colorado	L	7-13
10/8	—	5	at Arkansas	W	7-0

1967

9/16	—	10	at Colorado	L	7-27

1968

9/21	—	15	at Indiana	L	36-40
10/5	—	10	at LSU	L	16-48
10/12	—	14	at Arkansas	L	19-35
11/9	—	10	Texas	L	26-47

1969

10/4	—	16	at LSU	L	8-63
10/11	—	3	Arkansas	L	7-21
11/8	—	2	at Texas	L	14-56

1970

9/11	—	11	at Missouri	L	0-38
10/10	—	10	Arkansas	L	7-41
11/7	—	1	Texas	L	14-21

1971

10/9	—	17	Arkansas	L	7-35
11/6	—	15	at Texas	L	0-24

1972

9/16	—	16	at Georgia	L	14-24
10/14	—	20	at Arkansas	L	20-31
11/11	—	9	Texas	L	3-17

1973

9/15	—	11	Oklahoma	L	14-42
11/10	—	13	at Texas	L	6-42
11/17	—	12	at Texas Tech	L	24-55

1974

9/14	—	1	at Oklahoma	L	11-28
9/28	—	12	Oklahoma State	W	31-14
10/12	—	14	at Arkansas	W	21-17
10/26	—	8	Texas A&M (HC)	L	0-20
11/9	—	12	Texas	W	34-24
11/16	—	20	Texas Tech	W	17-10
11/23	16	—	at SMU	W	31-14
11/30	16	—	Rice	W	24-3
1/1	12	7	vs. Penn State (Cotton Bowl)	L	20-41

1975

9/27	—	9	at Michigan	T	14-14
10/4	18	—	at South Carolina	L	13-24
10/25	—	5	at Texas A&M	L	10-19
11/8	—	7	at Texas	L	21-37

1976

9/25	—	14	at Illinois	W	34-19
11/6	—	12	Arkansas (HC)	T	7-7
12/4	18	9	at Texas Tech	L	21-24

1977

9/10	—	8	Texas Tech	L	7-17
9/24	—	14	at Nebraska	L	10-31
10/1	—	19	at Houston	L	24-28
10/15	—	13	Texas A&M	L	31-38
11/5	—	8	Arkansas (Little Rock, Ark.)	L	9-35
11/19	—	1	at Texas	L	7-29

1978

9/30	—	13	at Ohio State	L	28-34
10/21	—	12	at Texas A&M	W	24-6
11/11	—	16	Arkansas (HC)	L	14-27
11/25	—	9	Texas	W	38-14

NATIONAL RANKINGS HISTORY

1979

9/22	— 2	Alabama	L	0-45
10/6	— 6	at Houston	L	10-13
11/10	17 9	at Arkansas	L	20-29
11/17	20 —	Rice	W	45-14
11/24	17 6	at Texas	L	0-13
12/31	19 18	vs. Clemson (Peach Bowl)	W	24-18

1980

10/4	20 —	Houston	W	24-12
10/11	18 20	SMU	W	32-28
10/18	13 —	at Texas A&M	W	46-7
10/25	11 —	at TCU	W	21-6
11/1	10 —	San Jose State	L	22-30
11/8	16 —	Arkansas (HC)	W	42-15
11/15	12 —	at Rice	W	16-6
11/22	11 20	Texas	W	16-0
1/1	6 9	vs. Alabama (Cotton Bowl)	L	2-30

1981

10/10	— 14	at SMU	L	20-37
11/7	— 19	Arkansas (Little Rock, Ark.)	L	39-41
11/21	— 8	at Texas	L	12-34

1982

9/11	— 14	at Ohio State	L	14-21
10/9	— 6	SMU	L	19-22
11/6	— 5	Arkansas (HC)	W	24-17
11/20	— 17	Texas	L	23-31

1983

10/8	— 13	at SMU	L	26-42
11/19	— 2	at Texas	L	21-24
12/31	20 —	vs.Oklahoma St. (Bluebonnet Bowl)	L	14-24

1984

9/8	— 13	at BYU	L	13-47
9/22	— 11	at Oklahoma	L	15-34
10/13	— 7	SMU	L	20-24
11/24	— 6	Texas	W	24-10

1985

9/14	— 18	at Georgia	L	14-17
9/21	— 3	at USC	W	20-13
10/5	19 —	at Houston	W	24-21
10/12	19 16	at SMU	W	21-14
10/19	14 —	Texas A&M	W	20-15
10/26	13 —	TCU (HC)	W	45-0
11/9	8 10	at Arkansas	L	14-20
11/16	17 —	Rice	W	34-10
11/23	15 —	at Texas	L	10-17

1986

9/6	12 —	at Wyoming	W	31-28
9/13	12 —	Louisiana Tech	W	38-7
9/20	9 —	USC	L	14-17
9/27	17 —	at Texas Tech	W	45-14
10/4	13 —	Houston	W	27-13
10/11	13t20	SMU	L	21-27
10/18	t20 11	at Texas A&M	L	30-31
11/8	— 10	Arkansas (HC)	W	29-14
11/15	18 —	at Rice	W	23-17
11/22	17 —	Texas	W	18-13
12/31	14 —	vs. Colorado (Bluebonnet Bowl)	W	21-9

1988

11/5	— 11	Arkansas (HC)	L	3-33

1989

9/9	— 8	at Oklahoma	L	7-33
10/7	— 12	at Houston	L	10-66
10/21	— 23	Texas A&M	L	11-14
11/11	— 10	at Arkansas	L	10-19

1990

9/1	— 7	at Nebraska	L	0-13
10/6	— 13	Houston	L	15-31
10/20	— 25	at Texas A&M	T	20-20
10/27	— 24	at TCU	W	27-21
11/24	— 6	Texas	L	13-23

1991

9/14	23 13	at Colorado	W	16-14
9/21	14 —	Missouri	W	47-21
9/28	12 —	at SMU	W	45-7
10/5	11 —	at Houston	W	38-21
10/12	8 —	Rice	L	17-20
10/19	16 19	Texas A&M	L	12-34
10/26	22 —	TCU (HC)	W	26-9
11/2	21 24	at Arkansas	W	9-5
11/16	20 —	Texas Tech	L	24-31

1992

9/12	— 12	Colorado	L	38-57
10/24	— 5	at Texas A&M	L	13-19
12/31	— 22	Arizona	W	20-15

1993

9/4	— 25	Fresno State	W	42-39
9/11	24 10	at Colorado	L	21-45
10/16	— 13	Texas A&M	L	17-34

1994

9/24	— 19	at USC	L	27-37
10/15	— 7	at Texas A&M	L	21-41

1995

9/30	— 24	Texas Tech	W	9-7
10/21	— 22	Texas A&M	L	9-24
11/23	— 9	at Texas	L	13-21

1996

10/12	— 5	at Nebraska	L	0-49

1997

8/30	— 13	Miami, Fla.	L	14-45
9/20	— 8	at Michigan	L	3-38
10/11	— 3	Nebraska	L	21-49

1998

9/19	— 20	North Carolina State	W	33-30
9/26	— 15	at Colorado	L	16-18
10/17	— 10	Texas A&M	L	14-35
10/31	— 16	at Notre Dame	L	3-27
11/7	— 4	Kansas State (HC)	L	6-49

1999

9/25	— 22	Texas	L	0-62
10/9	— 13	at Texas A&M	L	13-45
10/30	— 6	at Kansas State	L	7-48

2000

10/21	— 1	at Nebraska	L	0-59
10//28	— 22	at Texas	L	14-48
11/4	— 1	Oklahoma	L	7-56

2001

10/6	— 24	at Texas A&M	L	10-16
10/13	— 4	Nebraska	L	7-48
10/20	— 2	at Oklahoma	L	17-33
11/3	— 5	Texas	L	10-49

2002

10/19	— 23	at Colorado	L	0-34
10/26	— 20	Kansas State (HC)	L	10-44
11/9	— 4	at Texas	L	0-41
11/16	— 4	Oklahoma	L	9-49

2003

10/25	— 18	Texas	L	0-56
11/15	— 1	at Oklahoma	L	3-41
11/22	— 24	Oklahoma State	L	21-38

2004

10/2	— 5	at Texas	L	14-44
10/30	— 16	Texas A&M *OT*	W	35-34
11/13	— 25	at Oklahoma State	L	21-49
11/20	— 2	Oklahoma	L	0-35

2005

10/29	— 17	Texas Tech (HC)	L	0-28
11/5	— 2	Texas	L	0-62

2006

9/3	— 22	TCU	L	7-17
10/14	— 6	at Texas	L	31-63
10/28	— 22	Texas A&M	L	21-31
11/18	— 16	Oklahoma	L	10-36

2007

9/1	— 22	at TCU	L	0-27
10/13	— 20	at Kansas	L	10-58
10/20	— 19	Texas	L	10-31
11/10	— 4	at Oklahoma	L	21-52

2008

8/28	— 23	Wake Forest	L	13-41
10/4	— 1	Oklahoma	L	17-49
10/18	— 8	at Oklahoma State	L	6-34
11/1	— 14	Missouri (HC)	L	28-31
11/8	— 5	at Texas	L	21-45
11/29	— 7	at Texas Tech	L	28-35

2009

10/10	— 19	at Oklahoma	L	7-33
10/24	— 14	Oklahoma State (HC)	L	7-34
11/14	— 2	Texas	L	14-47

2010

9/18	— 4	at TCU	L	10-45
10/30	25 —	at Texas	W	30-22
11/6	22 19	at Oklahoma State	L	28-55
11/13	— 23	Texas A&M	L	30-42
11/20	— 16	Oklahoma	L	24-53

2011

9/2	— 14	TCU	W	50-48
9/17	19 —	Stephen F. Austin	W	48-0
9/24	17 —	Rice	W	56-31
10/1	15 —	at Kansas State	L	35-36
10/8	25 —	Iowa State	W	49-26
10/15	20 21	at Texas A&M	L	28-55
10/29	— 3	at Oklahoma State	L	24-59
11/19	25 5	Oklahoma	W	45-38
11/26	21 —	vs. Texas Tech (Arlington, Texas)	W	66-42
12/3	19 —	Texas	W	48-24
12/29	15 —	vs. Washington (Alamo Bowl)	W	67-56

2012

9/29	25 9	at West Virginia	L	63-70
11/10	— 14	at Oklahoma	L	34-42
11/17	— 2	Kansas State	W	52-24
12/1	— 24	Oklahoma State	W	41-34
12/27	— 17	vs. UCLA (Holiday Bowl)	W	49-26

2013

9/7	23 —	Buffalo	W	70-13
9/21	20 —	ULM	W	70-7
10/5	17 —	West Virginia	W	73-42
10/12	15 —	at Kansas State	W	35-25
10/19	12 —	Iowa State (HC)	W	71-7
10/26	6 —	at Kansas	W	59-14
11/7	5 12	Oklahoma	W	41-12
11/16	4 —	vs. Texas Tech (Arlington, Texas)	W	63-34
11/23	3 11	at Oklahoma State	L	17-49
11/30	9 —	at TCU	W	41-38
12/7	9 23	Texas	W	30-10
1/1	6 15	vs. UCF (Fiesta Bowl)	L	42-52

2014

8/31	10 —	SMU	W	45-0
9/6	10 —	Northwestern State	W	70-6
9/12	8 —	at Buffalo	W	63-21
9/27	7 —	at Iowa State	W	49-28
10/4	7 —	at Texas	W	28-7
10/11	5 9	TCU	W	61-58
10/18	4 —	at West Virginia	L	27-41
11/1	12 —	Kansas (HC)	W	60-14
11/8	10 16	at Oklahoma	W	48-14
11/22	6 —	Oklahoma State	W	49-28
11/29	5 —	vs. Texas Tech (Arlington, Texas)	W	48-46
12/6	5 9	Kansas State	W	38-27
1/1	4 7	vs. Michigan State (Cotton Bowl)	L	41-42

NATIONAL RANKINGS HISTORY

2015

9/4	4	—	at SMU	W	56-21
9/12	4	—	Lamar	W	66-31
9/26	5	—	Rice	W	70-17
10/3	5	—	vs. Texas Tech (Arlington, Texas)	W	63-35
10/10	3	—	at Kansas	W	66-7
10/17	2	—	West Virginia	W	62-38
10/24	2	—	Iowa State (HC)	W	45-27
11/5	2	—	at Kansas State	W	31-24
11/14	4	12	Oklahoma	L	34-44
11/21	10	4	at Oklahoma State	W	45-35
11/27	7	15	at TCU *2OT*	L	21-28
12/5	12	—	Texas	L	17-23
12/29	18	10	vs. North Carolina (Russell Athletic Bowl)	W	49-38

2016

9/2	23	—	Northwestern State	W	55-7
9/10	23	—	SMU	W	40-13
9/16	21	—	at Rice	W	38-10
9/24	16	—	Oklahoma State	W	35-24
10/1	13	—	at Iowa State	W	45-42
10/15	13	—	Kansas	W	49-7
10/29	8	—	at Texas	L	34-35
11/5	13	—	TCU	L	22-62
11/12	25	9	at Oklahoma	L	24-45
12/3	—	14	at West Virginia	L	21-24

2017

9/23	3	—	Oklahoma	L	41-49
10/14	14	—	at Oklahoma State	L	16-59
10/21	23	—	West Virginia	L	36-38
11/24	10	—	TCU	L	22-45

Baylor as a ranked team: 111-55-2
Ranked Baylor vs. ranked opponent: 23-29-1
Baylor vs. ranked opponents: 54-179-6
Baylor vs. No. 1-ranked opponents: 0-11-1
Baylor vs. Top 10 opponents: 18-92-2

MISCELLANEOUS HISTORY

FINAL RANKINGS

AP	COACHES
1949 — t20th	1950 — t15th
1951 — 9th	1951 — 9th
1954 — 18th	1956 — 11th
1956 — 11th	1960 — t11th
1960 — 12th	1963 — 20th
1974 — 14th	1974 — 14th
1979 — 14th	1976 — t19th
1980 — 14th	1979 — 15th
1985 — 17th	1980 — 13th
1986 — 12th	1985 — 15th
2011 — 13th	1986 — 13th
2012 — RV	2011 — 12th
2013 — 13th	2012 — RV
2014 — 7th	2013 — 13th
2015 — 13th	2014 — 8th
	2015 — 13th

RECORD IN...

SITE	RECORD	PCT.
Alabama	3-2	.600
Arkansas	12-23	.343
Arizona	1-3	.250
California	7-3	.700
Colorado	7-5	.583
Connecticut	0-1	.000
Florida	4-8	.333
Georgia	1-6	.143
Illinois	1-0	1.000
Indiana	0-4	.000
Iowa	4-4	.500
Kansas	7-9	.438
Kentucky	2-1	.333
Louisiana	11-16	.407
Maryland	1-0	1.000
Massachusetts	0-2	.000
Michigan	0-2-1	.167
Mississippi	1-0	1.000
Missouri	2-6	.250
Nebraska	1-7	.125
Nevada	1-0	1.000
New Mexico	0-1	.000
New York	6-1	.857
North Carolina	2-2	.500
Ohio	0-2	.000
Oklahoma	13-29	.309
Oregon	0-2	.000
Pennsylvania	3-1	.750
South Carolina	0-1	.000
Tennessee	2-0-1	.833
Texas	494-416-42	.541
Utah	1-1	.500
Washington	2-2	.500
West Virginia	0-3	.000
Wyoming	1-1	.500

DOME HISTORY

SITE	RECORD	PCT.
Astrodome	5-6	.455
AT&T Stadium	5-4	.555
Alamodome	1-1	.500
Superdome	0-1	.000
University of Phoenix Stadium	0-1	.000
TOTALS	**11-13**	**.458**

OVERTIME HISTORY

Overall: 5-6 (.455)
One-Overtime: 4-3 (.571)
Double-Overtime: 0-2 (.000)
Triple Overtime: 1-1 (.500)
Home: 2-2 (.500)
Away: 2-4 (.333)
Neutral: 1-0 (1.000)

LAST TIME RECORD WAS...

0-1:	2017	4-5:	2012
0-2:	2017	4-6:	2009
0-3:	2017	4-7:	2009
0-4:	2017	4-8:	2009
0-5:	2017		
0-6:	2017	5-0:	2016
0-7:	2017	5-1:	1994
0-8:	2017	5-2:	2010
0-9:	1969	5-3:	2011
0-10:	1969	5-4:	1992
0-11:	never	5-5:	2012
		5-6:	2005
1-0:	2016		
1-1:	2009	6-0:	2016
1-2:	2006	6-1:	2016
1-3:	2006	6-2:	2016
1-4:	1999	6-3:	2016
1-5:	1999	6-4:	2016
1-6:	1999	6-5:	2016
1-7:	1999	6-6:	2016
1-8:	2017		
1-9:	2017	7-0:	2015
1-10:	2017	7-1:	2015
1-11:	2017	7-2:	2010
		7-3:	2011
2-0:	2016	7-4:	2010
2-1:	2010	7-5:	2012
2-2:	2008	7-6:	2016
2-3:	2008		
2-4:	2004	8-0:	2015
2-5:	2004	8-1:	2015
2-6:	2001	8-2:	1985
2-7:	2001	8-3:	2011
2-8:	2001	8-4:	1991
2-9:	2000	8-5:	2012
3-0:	2016	9-0:	2013
3-1:	2012	9-1:	2015
3-2:	2012	9-2:	2015
3-3:	2012	9-3:	2015
3-4:	2012		
3-5:	2009	10-0:	never
3-6:	2008	10-1:	2014
3-7:	2008	10-2:	1980
3-8:	2007	10-3:	2015
3-9:	2007		
		11-0:	never
4-0:	2016	11-1:	2014
4-1:	2011	11-2:	2014
4-2:	2011		
4-3:	2011		
4-4:	2012		

LAST TIME CONFERENCE RECORD WAS...

0-1:	2017	3-4:	2016
0-2:	2017	3-5:	2016
0-3:	2017	3-6:	2016
0-4:	2017		
0-5:	2017	4-0:	2015
0-6:	2007	4-1:	2014
0-7:	2007	4-2:	2010
0-8:	2007	4-3:	2011
		4-4:	2010
1-0:	2016	4-5:	2012
1-1:	2011		
1-2:	2011	5-0:	2015
1-3:	2011	5-1:	2015
1-4:	2012	5-2:	1995
1-5:	2017	5-3:	2011
1-6:	2017		
1-7:	2017	6-0:	2013
		6-1:	2015
2-0:	2016	6-2:	2015
2-1:	2010	6-3:	2015
2-2:	1994		
2-3:	2011	7-0:	1980
2-4:	1984	7-1:	2014
2-5:	2012	7-2:	never
2-6:	2008		
		8-0:	1980
3-0:	2016	8-1:	2014
3-1:	2016		
3-2:	2016	9-0:	never
3-3:	2016		

LONGEST WINNING STREAKS

	W	TIME PERIOD	ENDED
1.	13	11/17/2012-11/16/2013	Oklahoma State (L, 17-49, 11/23/13)
2.	10	11/7/1936-10/30/1937	Texas (L, 6-9, 11/6/1937)
3.	9	11/5/2011-9/21/2012	West Virginia (L, 63-70, 9/29/2012)
	9	1915-1916	Texas A&M (L, 0-3, 11/11/1916)
5.	8	1916-11/3/1917	Texas A&M (L, 0-7, 11/10/1917)
	8	1921-1922	at Boston College (L, 0-33, 11/11/1922)
	8	12/31/1979-10/25/1980	San Jose State (L, 22-30, 11/1/1980)
	8	9/4/2015-11/5/2015	Oklahoma (L, 34-44, 11/14/2015)
9.	7	11/12/1928-10/19/1929	at Centenary (L, 12-27, 10/26/1929)
	7	12/31/1948-10/29/1949	at Texas (L, 0-20, 11/5/1949)
	7	11/10/1956-9/28/1957	at Miami, Fla. (L, 7-13, 10/5/1957)
	7	12/29/2015-10/15/2016	at Austin, Texas (L, 34-35, 10/29/2016)
12.	6	1935	TCU (L, 0-28, 11/2/1 935)
	6	11/25/1950-10/20/1951	at Texas A&M (T, 21-21, 10/27/1951)
	6	9/19/1953-10/31/1953	at Texas (L, 20-21, 11/7/1953)
	6	10/23/1959-10/22/1960	at TCU (L, 6-14, 10/29/1960)
	6	9/21/1985-10/26/1985	at Arkansas (L, 14-20, 11/9/1985)
	6	10/25/1986-9/5/1987	at Missouri (L, 18-23, 9/12/1987)
	6	8/31/2014-10/11/2014	at West Virginia (L, 27-41, 10/18/2014)

LONGEST UNBEATEN STREAKS

	G	TIME PERIOD	ENDED
1.	13	11/17/2012-11/16/2013	Oklahoma State (L, 17-49, 11/23/13)
2.	10	11/7/1936-10/30/1937	Texas (L, 6-9, 11/6/1937)
3.	9	11/5/2011-9/21/2012	West Virginia (L, 63-70, 9/29/2012)
	9	1915-1916	Texas A&M (L, 0-3, 11/11/1916)
5.	8	1916-11/3/1917	Texas A&M (L, 0-7, 11/10/1917)
	8	1921-1922	at Boston College (L, 0-33, 11/11/1922)
	8	11/27/1948-10/29/1949	at Texas (L, 0-20, 11/5/1949)
	8	12/31/1979-10/25/1980	San Jose State (L, 22-30, 11/1/1980)
	8	9/4/2015-11/5/2015	Oklahoma (L, 34-44, 11/14/2015)
10.	7	1899-1901	Oklahoma (L, 6-17, 10/26/1901)
	7	1909-1910	Texas (L, 0-1, 11/8/1910)
	7	1923	SMU (L, 0-16, 11/29/1923)
	7	11/12/1928-10/19/1929	at Centenary (L, 12-27, 10/26/1929)
	7	11/25/1950-10/27/1951	TCU (L, 7-20, 11/3/1951)
	7	11/10/1956-9/28/1957	at Miami, Fla. (L, 7-13, 10/5/1957)
	7	12/29/2015-10/15/2016	at Austin, Texas (L, 34-35, 10/29/2016)

LONGEST LOSING STREAKS

	L	TIME PERIOD	ENDED
1.	11	9/20/1969-9/11/1970	at Army (W, 10-7, 9/19/1970)
2.	10	10/28/1967-10/12/1968	Texas A&M (W, 10-9, 10/26/1970)
	10	10/17/1998-9/25/1999	North Texas (W, 23-10, 10/2/1999)
4.	9	10/1/1971-9/16/1972	at Missouri (W, 27-0, 9/23/1972)
	9	10/13/1973-9/21/1974	Oklahoma State (W, 31-14, 9/28/1974)
	9	10/12/2002-9/6/2003	SMU (W, 10-7, 9/13/2003)
	9	9/29/2007-8/28/2008	Northwestern State (W, 51-6, 9/6/2008)
8.	8	10/12/1946-11/30/1946	Stephen F. Austin (W, 34-0, 9/19/1947)
	8	10/30/2000-11/18/2000	Arkansas State (W, 24-3, 9/8/2001)
	8	9/29/2001-11/17/2001	Southern Illinois (W, 56-12, 11/24/2001)
	8	10/11/2003-9/4/2004	Texas State (W, 24-17, 9/11/2004)
	8	9/2/2017-10/28/2017	Kansas (W, 38-9, 11/4/2017)

LONGEST WINLESS STREAKS

	G	TIME PERIOD	ENDED
1.	11	10/14/1967-10/12/1968	Texas A&M (W, 10-9, 10/26/1970)
	11	9/20/1969-9/11/1970	at Army (W, 10-7, 9/19/1970)
3.	10	10/17/1998-9/25/1999	North Texas (W, 23-10, 10/2/1999)
4.	9	10/1/1971-9/16/1972	at Missouri (W, 27-0, 9/23/1972)
	9	10/13/1973-9/21/1974	Oklahoma State (W, 31-14, 9/28/1974)
	9	10/12/2002-9/6/2003	SMU (W, 10-7, 9/13/2003)
	9	9/29/2007-8/28/2008	Northwestern State (W, 51-6, 2008)
8.	8	10/12/1946-11/30/1946	Stephen F. Austin (W, 34-0, 9/19/1947)
	8	10/30/2000-11/18/2000	Arkansas State (W, 24-3, 9/8/2001)
	8	9/29/2001-11/17/2001	Southern Illinois (W, 56-12, 11/24/2001)
	8	10/11/2003-9/4/2004	Texas State (W, 24-17, 9/11/2004)

LONGEST SCORING STREAKS

	G	TIME PERIOD	Record
1.	**138**	**9/8/2007-present**	**76-62**
2.	89	12/31/1979-10/24/1987	55-32-2
3.	59	9/23/1950-11/5/1955	37-19-3
4.	50	9/5/1992-10/5/1996	29-21
5.	31	10/19/1996-9/18/1999	5-26
6.	29	11/16/1963-10/22/1966	16-13
	29	11/6/1976-9/15/1979	13-15-1
8.	27	1936-10/14/1939	21-5-1
9.	25	11/7/1987-11/25/1989	12-13
10.	22	11/7/1974-10/9/1976	12-8-2

HOMECOMING HISTORY

AYLOR IN HOMECOMING GAMES (46-43-4)

	OPPONENT	SCORE	W-L	DATE
1909	TCU	6-3	W	Nov. 25
1915	TCU	51-0	W	Nov. 25
1924	Texas A&M	15-7	W	Nov. 1
1925	Texas A&M	0-13	L	Oct. 31
1926	Texas A&M	20-9	W	Oct. 30
1927	TCU	0-14	L	Oct. 29
1928	Texas	0-6	L	Nov. 10
1929	TCU	7-34	L	Nov. 23
1930	Texas	0-14	L	Nov. 8
1931	TCU	6-19	L	Nov. 21
1932	Texas A&M	0-0	T	Oct. 22
1933	TCU	7-0	W	Nov. 4
1934	Texas A&M	7-10	L	Oct. 27
1935	TCU	0-28	L	Nov. 2
1936	Texas A&M	0-0	T	Oct. 24
1937	TCU	6-0	W	Oct. 30
1938	Texas A&M	6-6	T	Oct. 22
1939	TCU	27-0	W	Nov. 4
1940	Texas A&M	7-14	L	Oct. 26
1941	TCU	12-23	L	Nov. 1
1942	Texas A&M	6-0	W	Oct. 24
1943-44	**NO TEAM — WORLD WAR II**			
1945	TCU	6-7	L	Oct. 6
1946	Texas A&M	0-14	L	Oct. 26
1947	TCU	7-14	L	Nov. 1
1948	Texas A&M	20-14	W	Oct. 23
1949	TCU	40-14	W	Oct. 29
1950	Texas A&M	27-20	W	Oct. 28
1951	TCU	7-20	L	Nov. 3
1952	Texas A&M	21-20	W	Oct. 25
1953	TCU	25-7	W	Oct. 31
1954	Texas A&M	20-7	W	Oct. 23
1955	TCU	6-28	L	Oct. 29
1956	Texas A&M	13-19	L	Oct. 27
1957	TCU	6-19	L	Nov. 2
1958	Texas A&M	27-33	L	Oct. 25
1959	TCU	0-14	L	Oct. 31
1960	Texas A&M	14-0	W	Oct. 22
1961	TCU	28-14	W	Nov. 4
1962	Texas A&M	3-6	L	Oct. 27
1963	TCU	32-13	W	Nov. 2
1964	Texas A&M	20-16	W	Oct. 24
1965	TCU	7-10	L	Oct. 30
1966	Texas A&M	13-17	L	Oct. 22
1967	TCU	7-29	L	Nov. 4
1968	Texas A&M	10-9	W	Oct. 26
1969	TCU	14-31	L	Nov. 1
1970	Texas A&M	29-24	W	Oct. 24
1971	TCU	27-34	L	Oct. 30
1972	Texas A&M	15-13	W	Oct. 28
1973	TCU	28-34	L	Nov. 3
1974	Texas A&M	0-20	L	Oct. 26
1975	TCU	24-6	W	Nov. 1
1976	Arkansas	7-7	T	Nov. 6
1977	Air Force	38-7	W	Oct. 22
1978	Arkansas	14-27	L	Nov. 11
1979	TCU	16-3	W	Oct. 27
1980	Arkansas	42-15	W	Nov. 8
1981	TCU	34-21	W	Oct. 24
1982	Arkansas	24-17	W	Nov. 6
1983	TCU	56-21	W	Oct. 22
1984	Arkansas	9-14	L	Nov. 10
1985	TCU	45-0	W	Oct. 26
1986	Arkansas	29-14	W	Nov. 8
1987	TCU	0-24	L	Oct. 24
1988	Arkansas	3-33	L	Nov. 5
1989	TCU	27-9	W	Oct. 28
1990	Arkansas	34-3	W	Nov. 10
1991	TCU	26-9	W	Oct. 26
1992	Georgia Tech	31-27	W	Nov. 7
1993	TCU	13-18	L	Oct. 23
1994	Houston	52-13	W	Oct. 29
1995	TCU	27-24	W	Oct. 28
1996	Iowa State	49-21	W	Oct. 26
1997	Texas	23-21	W	Nov. 1
1998	Kansas State	6-49	L	Nov. 7
1999	Colorado	0-37	L	Nov. 13
2000	Missouri	22-47	L	Nov. 11
2001	Texas Tech	19-63	L	Oct. 27
2002	Kansas State	10-44	L	Oct. 26
2003	Texas Tech	14-62	L	Nov. 8
2004	Iowa State	25-26	L	Oct. 23
2005	Texas Tech	0-28	L	Oct. 29
2006	Kansas	36-35	W	Oct. 21
2007	Texas Tech	7-38	L	Nov. 3
2008	Missouri	28-31	L	Nov. 1
2009	Oklahoma State	7-34	L	Oct. 24
2010	Kansas State	47-42	W	Oct. 23
2011	Missouri	42-39	W	Nov. 5
2012	Kansas	41-14	W	Nov. 3
2013	Iowa State	71-7	W	Oct. 19
2014	Kansas	60-14	W	Nov. 1
2015	Iowa State	45-27	W	Oct. 24
2016	Kansas	49-7	W	Oct. 15
2017	West Virginia	36-38	L	Oct. 21

Note: Baylor's first Homecoming game was in 1909, but BU did not play another such game until 1915. Following the 1915 Homecoming game, Baylor did not host another such game until 1924.

HOMECOMING FACTS

Most Common Opponent:	TCU — 35 games
Most Common Homecoming Date:	Oct. 26 (4-4)
Most Victories Against:	TCU — 17 wins
Longest Winning Streak:	7 (2010-16)
Longest Losing Streak:	8 (1998-2005)
Largest Margin of Victory:	64 (71-7) — Iowa State, 2013
Largest Margin of Defeat:	48 (14-62) — Texas Tech, 2003
Homecoming Record in October:	29-23-3 (.572)
Homecoming Record in November:	17-21-1 (.449)

HOMECOMING OPPONENTS

OPPONENT	G	W-L-T	PCT.
TCU	35	17-18-0	.486
Texas A&M	24	12-9-3	.563
Arkansas	8	4-3-1	.563
Iowa State	4	3-1-0	.750
Texas Tech	4	0-4-0	.000
Kansas	4	4-0-0	1.000
Kansas State	3	1-2-0	.333
Missouri	3	1-2-0	.333
Texas	3	1-2-0	.333
Air Force	1	1-0-0	1.000
Colorado	1	0-1-0	.000
Georgia Tech	1	1-0-0	1.000
Houston	1	1-0-0	1.000
Oklahoma State	1	0-1-0	.000
West Virginia	1	0-1-0	.000

BOWL GAME HISTORY

BAYLOR IN BOWL GAMES (12-11)

YEAR	BOWL	OPPONENT	SCORE	W-L	BAYLOR COACH	DATE	NOTES
1948	Dixie	Wake Forest	20-7	W	Bob Woodruff	1/1/1949	Bears won turnover battle 4-3 in second and final Dixie Bowl
1951	Orange	Georgia Tech	14-17	L	George Sauer	1/1/1952	Georgia Tech out-scored Bears 10-0 in fourth quarter
1954	Gator	Auburn	13-33	L	George Sauer	12/31/1954	Auburn scored on five of first six possessions
1956	Sugar	Tennessee	13-7	W	Sam Boyd	1/1/1957	Del Shofner named MVP; rushed for 88 yards and picked a pass
1960	Gator	Florida	12-13	L	John D. Bridgers	12/31/1960	Bears two-point conversion failed with 61 minutes remaining
1961	Gotham	Utah State	24-9	W	John D. Bridgers	12/9/1961	Bears won turnover battle 8-2; Don Trull named MVP
1963	Bluebonnet	LSU	14-7	W	John D. Bridgers	12/31/1963	Don Trull, James Ingram named co-MVPs
1974	Cotton	Penn State	20-41	L	Grant Teaff	1/1/1975	Penn State out-scored Bears 38-13 in second half
1979	Peach	Clemson	24-18	W	Grant Teaff	12/31/1979	Mike Brannan, Andrew Melontree named co-MVPs
1980	Cotton	Alabama	2-30	L	Grant Teaff	1/1/1981	Bears commit seven turnovers, held to 158 yards total offense
1983	Bluebonnet	Oklahoma State	14-24	L	Grant Teaff	12/31/1983	OSU scored game's first 21 points
1985	Liberty	LSU	21-7	W	Grant Teaff	12/27/1985	Cody Carlson 9-of-12 passing for 161 yards, 2 TDs to win MVP
1986	Bluebonnet	Colorado	21-9	W	Grant Teaff	12/31/1986	Bears hold Colorado to 194 yards offense; Ray Berry named MVP
1991	Copper	Indiana	0-24	L	Grant Teaff	12/31/1991	Baylor blanked for first time in 21 games
1992	John Hancock	Arizona	20-15	W	Grant Teaff	12/31/1992	Grant Teaff's final game; Melvin Bonner named MVP
1994	Alamo	Washington State	3-10	L	Chuck Reedy	12/31/1994	Bears held to 151 yards offense, eight first downs
2010	Texas	Illinois	14-38	L	Art Briles	12/29/2010	Jay Finley sets single-season school rushing record in loss
2011	Alamo	Washington	67-56	W	Art Briles	12/29/2011	Baylor's 67 points second-most scored in FBS bowl history
2012	Holiday	UCLA	49-26	W	Art Briles	12/27/2012	Baylor in bowl game for third straight season for first time ever
2013	Fiesta	UCF	42-52	L	Art Briles	1/1/2014	Baylor's 1st BCS bowl, set NCAA-record for most points (681)
2014	Cotton	Michigan State	41-42	L	Art Briles	1/1/2015	BU opens 41-21 lead, but MSU scores final 21 in 4Q to win
2015	Russell Athletic	North Carolina	49-38	W	Art Briles	12/29/2015	BU sets NCAA bowl rushing record (645yds); J. Jefferson named MVP
2016	Motel 6 Cactus	Boise State	31-12	W	Jim Grobe	12/27/2016	KD Cannon sets BU record with 14 rec, 226 yds, 2 TD in win

BOWL RECAPS

1949 DIXIE BOWL

BAYLOR 20, WAKE FOREST 7

Jan. 1, 1949 • Legion Field • Birmingham, Ala.

Coach Bob Woodruff's Baylor Bears won the first bowl appearance in the school's history by defeating Wake Forest 20-7 in the second and final Dixie Bowl.

Wake Forest, although gaining 277 total yards compared to Baylor's 212, fell behind 20-0 at halftime to the upstart Bears and could never seriously threaten the 6-3-2 victors. Bear defender George Sims recorded the game's first turnover when he intercepted a Wake Forest pass on its first possession and returned it 52 yards to the Deacons' eight-yard line.

Sammie Pierce, who averaged 13.1 yards a carry against the 6-3 Deacons, scored the first touchdown from a yard out and Jerry Mangrum scored from the same distance in the second quarter to give Baylor a 13-0 lead. The Bears increased the margin to 20-0 off a 68-yard drive, highlighted by Pierce's 40-yard romp. Quarterback Ray Painter passed the final 12 yards to Harold Riley for the score. Hank Dickerson added his second PAT for the day.

All-American QB Adrian Burk completed five passes for 69 yards, with two completions going to Riley.

GAME STATISTICS

Baylor	6	14	0	0	–	20
Wake Forest	0	0	7	0	–	7

BU - Pierce 1 run (kick failed), 1st
BU - Mangrum 1 run (Dickerson kick), 2nd
BU - Riley 12 pass from Painter (Dickerson kick), 2nd
WF - Mike Sprock run (kick), 3rd

	BU	WF
First Downs	11	17
Rushing Att.-Yards	136	191
Passing Yards	76	86
Passing (C-A-I)	6-15-0	10-24-2
Total Offense	212	277
Penalty Yards	50	70
Fumbles Lost	3	2

RUSHING: (BU) Parker 8-43.
PASSING: (BU) Burk 5-14-69.

ATTENDANCE: 15,000

1952 ORANGE BOWL

NO. 5 GEORGIA TECH 17, NO. 9 BAYLOR 14

Jan. 1, 1952 • Orange Bowl Stadium • Miami, Fla.

Pepper Rodgers kicked a 22-yard field goal with three minutes remaining to give No. 5 Georgia Tech a 17-14 come-from-behind victory over No. 9 Baylor in the Orange Bowl

Tech scored 10 fourth quarter points on Rodgers' effort and a Buck Martin touchdown reception, while holding Baylor scoreless to nip the 8-2-1 Bears. BU fullback Dick Parma scored the game's first touchdown from a yard out.

After Tech knotted the score at seven, Baylor drove 63 yards, capped by Jerry Coody's five-yard scoring blast, to give the Bears a 14-7 halftime margin. Coody was the team's leading ground gainer during the regular season, picking up 570 yards on 125 carries.

But coach Bobby Dodd's Tech squad used Rodgers' and Martin's last quarter heroics to take its comeback win.

The Orange Bowl loss was Baylor's second of the 1951 season. Parma was the contest's top ground gainer with 107 yards on 19 attempts.

GAME STATISTICS

Baylor	7	7	0	0	–	14
Georgia Tech	7	0	0	10	–	17

BU - Parma 1 run (Brocato kick), 1st
GT - Hardeman 3 run (Rodgers kick), 1st
BU - Coody 5 run (Brocato kick), 2nd
GT - Martin 22 pass from Crawford (Rodgers kick), 4th
GT - Rodgers 22 FG, 4th

	BU	GT
First Downs	17	9
Rushing Att.-Yards	60-206	35-152
Passing Yards	93	84
Passing (C-A-I)	8-18-3	6-14-1
Total Offense	299	236
Punts-Avg.	6-34.7	7-35.3
Fumbles/Lost	4/0	3/1
Penalty-Yards	7-85	6-60

RUSHING: (BU) Parma 19-107 1 TD, Carpenter 15-65; (GT) Hardeman 17-44 1 TD, Crawford 9-36.
PASSING: (BU) Isbell 8-18-3-93; (GT) Crawford 6-14-1-84 1 TD.
RECEIVING: (BU) Riley 3-35, Martin 3-32; (GT) Martin 4-49 1 TD.

ATTENDANCE: 65,837

BOWL HISTORY

1954 GATOR BOWL

NO. 13 AUBURN 33, NO. 18 BAYLOR 13

Dec. 31, 1954 • Fairfield Stadium • Jacksonville, Fla.

Thirteenth-ranked Auburn scored five of the first six times it touched the football on its way to a 33-13 thrashing of No. 18 Baylor in the 1954 Gator Bowl.

The Tigers, who established three Gator Bowl records and tied another in the rout, outgained Baylor 476 to 239 in total yardage.

Baylor all-conference halfback Del Shofner fumbled the opening kickoff and the Tigers recovered on the BU 27-yard line. Five plays later, Auburn scored the game's first touchdown and led 7-0. Baylor tied the game by driving 63 yards in nine plays, the majority coming off a Billy Hooper pass to Charles Smith. Fullback Reuben Saage scored from a yard out and Smith kicked the conversion to tie the game at seven.

But before Baylor scored again, Auburn led 27-7. Fob James' 43-yard run broke a 7-7 tie and gave Auburn the lead for good with 9:20 left in the second quarter and Bobby Freeman tossed a six-yard scoring strike to Jimmy Long to push the Tigers' halftime advantage to 21-7. Joe Childress, the game's leading rusher with 134 yards, scored his second touchdown of the game on a three-yard run on AU's first drive of the second half to make the score 27-7 with 7:13 left.

Baylor All-America halfback L. G. Dupre butted his way for a 38-yard scoring play to cut the Tigers' lead to 27-13 with 4:25 to play in the third period. Dupre, the Bears' third leading rusher during the regular season, finished as his team's top rusher against the Tigers with 69 yards. Freeman completed the scoring with a five-yard third quarter run Hooper, an all-conference honoree, finished with nine completions in 15 attempts for 112 yards.

GAME STATISTICS

Baylor	7	0	6	0	–	13
Auburn	7	14	12	0	–	33

AU - Childress 7 run (Childress kick), 11:54, 1st
BU - Saage 1 run (C. Smith kick), 7:05, 1st
AU - James 43 run (Childress kick), 9:20, 2nd
AU - Long 6 pass from Freeman (Childress kick), 0:17, 2nd
AU - Childress 3 run (kick failed), 7:13, 3rd
BU - Dupre 38 run (kick failed), 4:25, 3rd
AU - Freeman 5 run (kick failed), 0:42, 3rd

	BU	AU
First Downs	16	25
Rushing Att.-Yards	33-105	61-423
Passing Yards	134	53
Passing (C-A-I)	10-18-1	3-7-0
Total Offense	239	476
Punts-Avg.	3-42.0	2-41.0
Fumbles/Lost	5/4	4/0
Penalty-Yards	3-25	5-52

RUSHING: (BU) Dupre 8-69 1 TD, A. Jones 8-27, Saage 5-22 1 TD, Holley 1-5, B.Jones 2-3, Shofner 3-0, Hooper 6-(-21); (AU) Childress 20-134 2 TD, Freeman 12-80 1 TD, Middleton 12-60, James 6-71 1 TD.
PASSING: (BU) Hooper 9-15-0-112, B.Jones 1-3-1-22; (AU) Freeman 3-7-0-53 1 TD.
RECEIVING: (BU) C.Smith 4-48, J.R.Smith 2-49, Amyett 2-23, Shofner 1-11, Holley 1-3; (AU) Hall 1-33, Pyburn 1-16, Long 1-4.

ATTENDANCE: 34,408

1957 SUGAR BOWL

NO. 11 BAYLOR 13, NO. 2 TENNESSEE 7

Jan. 1, 1957 • Tulane Stadium • New Orleans, La.

Reuben Saage recovered Tennessee All-America halfback Johnny Majors' fumble of a Del Shofner punt and No. 11 Baylor then drove 15 yards for the winning touchdown in the Bears' 13-7 upset over the undefeated and second-ranked Volunteers in the 23rd annual Sugar Bowl.

Bear quarterback Buddy Humphrey scored the winning touchdown on a one-yard sneak and Don Berry added the conversion for coach Sam Boyd's 9-2 Bears. Baylor scored first, despite being a one-touchdown underdog, when quarterback Bobby Jones threw a 12-yard scoring strike to Jerry Marcontell in the second quarter. But Majors, who averaged 5.1 yards per rush, while completing better than 60 percent of his passes and punting for a 42.3 yard average during the regular season, gave the Volunteers the lead in the third quarter by reaching pay dirt from a yard out. Sammy Burklow added the PAT and Tennessee led 7-6.

After the Volunteers held Baylor on its first fourth quarter possession, Shofner punted to the Tennessee eight. Majors returned the kick seven yards before coughing up the pigskin and Saage was there to make the big play for Baylor.

Shofner, running behind an offensive line headlined by All-American Bill Glass, finished with 88 rushing yards on 14 carries and also intercepted a Volunteer pass. For his play, Shofner, who scored 10 touchdowns during the regular season, was voted the game's outstanding player. Bobby Peters contributed 60 yards rushing and 54 yards in kickoff returns for Baylor while Saage added 39 rushing yards. Bear quarterbacks Humphrey, Bobby Jones and Doyle Traylor could only complete three passes, all going to end Marcontell.

GAME STATISTICS

Baylor	0	6	0	7	–	13
Tennessee	0	0	7	0	–	7

BU - Marcontell 12 pass from Jones (kick failed), 2nd
UT - Majors 1 run (Burklow kick), 3rd
BU - Humphrey 1 run (Berry kick), 4th

	BU	UT
First Downs	14	11
Rushing Att.-Yards	64-275	39-146
Passing Yards	24	16
Passing (C-A-I)	3-11-0	1-10-4
Total Offense	299	162
Punts-Avg.	8-32.6	5-41.6
Fumbles/Lost	2/0	1/1
Penalty-Yards	6-60	5-55

RUSHING: (BU) Shofner 14-88, Peters 8-60, Saage 7-39, Humphrey 7-25 1 TD, Beall 7-21, Dupre 5-13, Fisher 4-12, Jones 3-11, Hickman 3-10, Overton 2-3, Pavliska 1-3, Traylor 2-2, Baker 1-0; (UT) Gordon 9-61, Majors 15-59 1 TD, Bronson 8-56, Smith 5-9, Sandlin 1-5, Carter 1-0.
PASSING: (BU) Jones 2-4-0-19 1 TD, Traylor 1-3-0-5, Humphrey 0-4-0-0; (UT) Majors 1-7-2-16, Gordon 0-2-1-0, Carter 0-1-1-0.
RECEIVING: (BU) Marcontell 3-24, 1 TD; (UT) Urbano 1-16.

ATTENDANCE: 82,000

1960 GATOR BOWL

NO. 18 FLORIDA 13, NO. 12 BAYLOR 12

Dec. 31, 1960 • Fairfield Stadium • Jacksonville, Fla.

Coach John Bridgers' pro-modeled Spread-T Baylor offense could muster only two touchdowns against a swarming Florida defense as the No. 18 Gators took a 13-12 decision in the 16th annual Gator Bowl.

On the Bears' first second quarter possession, a pitchout from quarterback Ronnie Stanley to All-America halfback Ronnie Bull was mishandled and Florida's Chet Collins recovered on the Baylor 20-yard line.

It took the Gators five plays to score and fullback Don Goodman plunged the final three yards for the tally. Bill Cash added the conversion and Florida led 7-0 with 8:42 remaining in the half. Coach Ray Graves' squad extended its lead to 13-0 later in the same stanza when Gator defender Ronnie Slack recovered a Stanley fumble in the end zone for a quick six points. Florida traveled 20 yards for its two scores while Baylor went 139 yards for the same results. Down 13-0 in the fourth quarter, the No. 12 Bears, who finished 8-3, put forth a furious surge that resulted in 12 points.

On the first play of the quarter, quarterback Bobby Play threw 11 yards to Ronnie Goodwin for the score, which capped a 71-yard, nine-play drive. With 1:01 remaining, Ply, who threw four touchdowns during the regular season, and Stanley put the Bears in position to score with three completed passes. Bull, Baylor's leading rusher and scorer, went the final three yards for the score. But, the two-point conversion attempt from Ply to Goodwin was juggled and dropped and the Gators had their hard-earned victory.

Ply established a new Gator Bowl record with 13 completions and teamed up with Goodwin (seven receptions) for five.

GAME STATISTICS

Baylor	0	0	0	12	–	12
Florida	0	13	0	0	–	13

UF - Goodman 3 run (Cash kick), 8:42, 2nd
UF - Slack fumble recovery in end zone (kick failed), 0:30, 2nd
BU - Goodwin 11 pass from Ply (kick failed), 14:56, 4th
BU - Bull 3 run (pass failed), 1:01, 4th

	BU	UF
First Downs	15	11
Rushing Att.-Yards	37-43	52-176
Passing Yards	211	57
Passing (C-A-I)	13-27-0	5-8-0
Total Offense	254	233
Punts-Avg.	5-32.8	7-36.7
Fumbles/Lost	4/3	3/1
Penalty-Yards	1-5	8-70

RUSHING: (BU) Bull 14-53 1 TD, Ply 14-5, Tate 1-5, Starr 1-3, Evans 1-1, Minter 3-(-8), Stanley 3-(-16); (UF) Libertore 14-61, Goodman 10-28, Infante 6-24, Starling 3-19, Ewell 3-17, Dodd 6-10, Hoover 6-7, Deal 1-4, MacBeth 1-3, Skelly 1-3, Partin 1-0.
PASSING: (BU) Ply 12-24-0-162 1 TD, Stanley 1-3-0-49; (UF) Dodd 3-5-0-21, Libertore 2-3-0-36.
RECEIVING: (BU) Goodwin 7-129 1 TD, David 3-33, Lane 2-29, Bull 1-20; (UF) Starling 3-47, Infante 2-10.

ATTENDANCE: 50,112

BOWL HISTORY

1961 GOTHAM BOWL

BAYLOR 24, NO. 10 UTAH STATE 9

Dec. 9, 1961 • The Polo Grounds • New York, N.Y.

Eight Utah State turnovers and outstanding performances by halfback Ronnie Bull and sophomore quarterback Don Trull led Baylor to a 24-9 victory over Utah State in the inaugural Gotham Bowl at the historic Polo Grounds.

Baylor recovered its first of five Utah State fumbles and went 45 yards to score the first time it had the ball. Bull, who had 86 all-purpose yards and was voted the game's Most Valuable Player, scooted 14 yards for the initial Bear touchdown.

In the second quarter, Carl Choate kicked a 22-yard field goal for Baylor and Trull added the third score on a quarterback sneak covering two yards. Trull, who passed for 116 yards against the nation's number two defensive unit, connected with Ted Plumb for a 38-yard fourth quarter touchdown pass to end Baylor's scoring.

Choate was perfect in three extra point tries and Bull and Plumb combined for seven pass receptions. Utah State, which entered the game with a 9-0-1 mark and a share of the Skyline Conference championship, was favored to beat coach John Bridgers' Bears, who finished with a 5-5 regular season slate.

Coached by John Ralston, the Aggies featured three standouts who later starred in professional football: All-America tackle Merlin Olsen, quarterback Bill Munson and place-kicker Jim Turner.

Many observers felt the game's highlight came at halftime when the New York City Sanitation Department Band performed in a driving snowstorm. As a souvenir of their trip to New York City, members of both teams were given shoe shine kits.

GAME STATISTICS

Baylor	7	3	7	7	–	24
Utah State	0	0	3	6	–	9

BU - Bull 14 run (Choate kick), 0:00, 1st
BU - Choate 22 FG, 5:28, 2nd
USU - Turner 36 FG, 8:47, 3rd
BU - Trull 2 run (Choate kick), 1:22, 3rd
BU - Plumb 38 pass from Trull (Choate kick), 9:48, 4th
USU - Munson 4 run (run failed), 5:13, 4th

	BU	USU
First Downs	14	10
Rushing Att.-Yards	26-113	34-153
Passing Yards	153	41
Passing (C-A-I)	13-26-0	3-14-3
Total Offense	266	194
Punts-Avg.	6-31.0	5-36.6
Fumbles/Lost	5/2	6/5
Penalty-Yards	3-16	2-32

RUSHING: (BU) Bull 13-61 1 TD, Whorton 6-14, Adams 4-13, Minter 3-11; (USU) Montalbo 4-35, Prince 8-28, Mattson 5-27, Larscheid 11-25, Turner 5-17.
PASSING: (BU) Trull 11-16-0-116 1 TD, Ply 2-10-0-28; (USU) Munson 1-8-2-24, Turner 1-3-1-10, Montalbo 1-3-0-7.
RECEIVING: (BU) Bull 4-25, Plumb 3-59 1 TD, Lane 2-30; (USU) McNaughton 3-41.

ATTENDANCE: 15,123

1963 BLUEBONNET BOWL

BAYLOR 14, LSU 7

Dec. 31, 1963 • Rice Stadium • Houston, Texas

The fifth annual Bluebonnet Bowl at Rice Stadium saw Baylor All-America quarterback Don Trull finish his collegiate career in grand style in the Bears' 14-7 win over LSU.

Trull, voted the game's most outstanding back, completed 26 of 37 passes for 255 yards and both Baylor touchdowns. End James Ingram, the contest's most outstanding lineman, caught 11 of Trull's passes for 163 yards and seven- and 13-yard scoring strikes. The Bears totally dominated their opponent, running 79 plays to LSU's 37 and racking up 385 total yards compared to the Tigers' 108.

Dalton Hoffman was the leading rusher for both teams, gaining 70 yards for Baylor, which ended its season 8-3. Tom Davies kicked both Baylor conversions.

The Tigers scored first, moving 43 yards in seven plays in the first quarter. Bill Soefker went the final eight steps for LSU and the Tigers led 7-0.

Baylor scored its first touchdown with 13:10 remaining as Trull hit Ingram for the seven-yard strike. The Bears moved 68 yards in 10 plays for the score with Trull completing three passes. On their next possession, the Bears drove 70 yards in 11 plays for the winning score. Four completed Trull attempts, two each to Lawrence Elkins and Ingram, highlighted the scoring march.

Baylor, which lost to Oregon State, Texas and Kentucky during the regular season, was led during the year by All-Americans Trull and Elkins, all-conference tackle Bobby Crenshaw and top rusher Hoffman.

GAME STATISTICS

Baylor	0	0	0	14	–	14
LSU	7	0	0	0	–	7

LSU - Soefker 8 run (Moreau kick), 7:18, 1st
BU - Ingram 7 pass from Trull (Davies kick), 13:10, 4th
BU - Ingram 13 pass from Trull (Davies kick), 5:20, 4th

	BU	LSU
First Downs	27	4
Rushing Att.-Yards	42-130	32-95
Passing Yards	255	13
Passing (C-A-I)	26-37-1	1-5-0
Total Offense	385	108
Punts-Avg.	4-34.0	7-37.3
Fumbles/Lost	1/1	1/0
Penalty-Yards	2-30	2-10

RUSHING: (BU) Hoffman 15-70, Mitchell 10-32, Davies 3-30, Whindum 1-9, Pickett 2-3, Trull 11-2, Elkins 1-(-7); (LSU) Ezell 9-30, Schwab 7-25, Labruzzo 5-14, LaBlanc 4-14, Soefker 3-9 1 TD, Vincent 2-3, Graves 1-2, Haynes 1-(-2).
PASSING: (BU) Trull 26-37-1-255 2 TD; (LSU) Ezell 1-5-0-13.
RECEIVING: (BU) Ingram 11-163 2 TD, Elkins 7-66, Hoffman 3-2, Hodge 2-17, Pickett 2-9, Davies 1-(-2); (LSU) Truax 1-13.

ATTENDANCE: 50,000

1975 COTTON BOWL

NO. 7 PENN STATE 41, NO. 12 BAYLOR 20

Jan. 1, 1975 • Cotton Bowl Stadium • Dallas, Texas

Quarterback Tom Shuman established Cotton Bowl records in passing and total offense and flanker Jimmy Cefalo did likewise in receiving yards in No. 7 Penn State's 41-20 decision over No. 12 Baylor.

For the fifth time in their 10-victory 1974 season, the Lions came from behind to win. The victory spoiled Baylor's first appearance in the storied Dallas event, coming on the heels of the school's first Southwest Conference championship since 1924.

Baylor captured a 7-0 first quarter lead on Steve Beaird's four-yard blast with 41 seconds remaining in the opening period. A Matt Bahr 25-yard field goal closed the Bears' lead to 7-3 at intermission After the Nittany Lions took their first lead off Tom Donchez' one-yard run, all-conference quarterback Neal Jeffrey put Baylor ahead 14-10 with a 35-yard scoring toss to end Ricky Thompson. Three touchdowns, two by Cefalo and one by Shuman, and another Bahr field goal gave Penn State a 34-14 lead with 3:32 remaining. But the Bears, who finished 8-4 for the year, refused to fold and with 14 seconds left reserve quarterback Mark Jackson teamed with Thompson for a 11-yard touchdown.

On the ensuing kickoff, David Hicks attempted an onside kick only to watch the Lions' Joe Jackson scoop up the loose pigskin and race 50 yards for another Penn State score with two seconds left. Baylor junior safety Ken Quesenberry, who had 12 tackles and one interception, was named the game's Most Outstanding Defensive Player.

GAME STATISTICS

Baylor	7	0	7	6	–	20
Penn State	0	3	14	24	–	41

BU - Beaird 4 run (Hicks kick), 0:41, 1st
PSU - Bahr 25 FG, 1:09, 2nd
PSU - Donchez 1 run (Reihner kick), 10:46, 3rd
BU - Thompson 35 pass from Jeffrey (Hicks kick), 4:23, 3rd
PSU - Cefalo 49 pass from Shuman (Reihner kick), 3:28, 3rd
PSU - Cefalo 3 run (Reihner kick), 11:47, 4th
PSU - Bahr 33 FG, 6:17, 4th
PSU - Shuman 2 run (Reihner kick), 3:27, 4th
BU - Thompson 11 pass from Jackson (pass failed), 0:14, 4th
PSU - Jackson 50 kickoff return (Reihner kick), 0:02, 4th

	BU	PSU
First Downs	16	21
Rushing Att.-Yards	42-138	56-265
Passing Yards	175	226
Passing (C-A-I)	10-23-2	10-20-0
Total Offense	313	491
Punts-Avg.	6-34.0	2-36.5
Fumbles/Lost	3/0	2/2
Penalty-Yards	7-45	8-70

RUSHING: (BU) Beaird 21-84 1 TD, McNeil 8-36, M.Jackson 3-18, Kent 3-8, Kilgore 1-6, Ebow 1-4, Franklin 1-2, Jeffrey 4-(-20); (PSU) Donchez 25-116 1 TD, Hutton 12-79, Cefalo 11-55 1 TD, Shuman 5-14 1 TD, Taylor 1-3, Petchel 2-(-2).
PASSING: (BU) Jeffrey 7-19-2-135 1 TD, M.Jackson 3-4-0-40 1 TD; (PSU) Shuman 10-20-0-226 1 TD.
RECEIVING: (BU) Thompson 3-62 2 TD, Harper 3-45, A.Jackson 2-38, Kent 1-23, Beaird 1-7; (PSU) Donchez 4-50, Cefalo 3-102 1 TD, Natale 3-74.

ATTENDANCE: 67,500

BOWL HISTORY

1979 PEACH BOWL

NO. 19 BAYLOR 24, NO. 18 CLEMSON 18

Dec. 31, 1979 • Fulton County Stadium • Atlanta, Ga.

Quarterbacks Mike Brannan and Mickey Elam passed for 86 yards each to spark the 19th-rated Baylor Bears to a 24-18 upset win over the 17th-ranked Clemson Tigers in Atlanta's Fulton County Stadium.

The victory vaulted coach Grant Teaff's Bears into 14th place in The Associated Press' final college football poll. The 8-4 Bruins were beaten during the regular season by Alabama, Houston, Arkansas and Texas, all of whom were ranked in the top 10 at kickoff.

With the Tigers leading 7-0, Brannan teamed with Bo Taylor on a three-yard touchdown toss to knot the score following Robert Bledsoe's extra point. The tally came eight plays after Baylor recorded its first of two blocked punts against Clemson kicker David Sims. The Bears forged ahead 14-7 with 12:20 left in the second quarter when Brannan, voted the game's Most Valuable Offensive Player, connected with Robert Holt for a 24-yard scoring strike.

Baylor's final 10 points resulted from a Bledsoe 29-yard field goal and a scoring pass from Elam to Raymond Cockrell that covered seven yards. Senior defensive end Andrew Melontree, voted the game's Most Valuable Defensive Player and linebackers Doak Field and All-American Mike Singletary led a Baylor defense that held an 8-3 Clemson offensive unit to 67 yards rushing.

Elam and tailback Walter Abercrombie set a Baylor bowl record when the duo teamed for a 63-yard pass completion in the third quarter to set up Bledsoe's field goal.

GAME STATISTICS

Baylor	0	14	10	0	–	24
Clemson	7	0	3	8	–	18

CU - Brown 1 run (Ariri kick), 6:04, 1st
BU - Taylor 3 pass from Brannan (Bledsoe kick), 14:55, 2nd
BU - Holt 24 pass from Brannan (Bledsoe kick), 12:20, 2nd
CU - Ariri 40 FG, 10:36, 3rd
BU - Bledsoe 29 FG, 8:17, 3rd
BU - Cockrell 7 pass from Elam (Bledsoe kick), 3:43, 3rd
CU - McSwain 1 run (McCall pass from Lott), 0:20, 4th

	BU	CU
First Downs	11	20
Rushing Att.-Yards	45-62	51-67
Passing Yards	172	204
Passing (C-A-I)	8-17-0	17-34-3
Total Offense	234	271
Punts-Avg.	9-40.7	9-31.5
Fumbles/Lost	4/2	1/0
Penalty-Yards	4-30	7-47

RUSHING: (BU) Abercrombie 12-32, Elam 7-13, Brannan 6-12, Pollard 9-9, Smith 1-(-1), Gentry 10-(-3); (CU) Brown 25-76 1 TD, Perry 5-28, Sims 3-15, Tuttle 1-8, McSwain 2-(-2), Lott 15-(-59).
PASSING: (BU) Brannan 4-6-0-86 2 TD, Elam 4-11-0-86 1 TD; (CU) Lott 17-34-3-204.
RECEIVING: (BU) Holt 2-52 1 TD, Taylor 2-34 1 TD, Cockrell 2-20 1 TD, Abercrombie 1-63, Mitchell 1-3; (CU) Tuttle 8-108, Gaillard 4-48, Brown 3-43, Clifford 2-15.

ATTENDANCE: 57,321

1981 COTTON BOWL

NO. 9 ALABAMA 30, NO. 6 BAYLOR 2

Jan. 1, 1981 • Cotton Bowl Stadium • Dallas, Texas

Paul "Bear" Bryant's No. 9 Alabama Crimson Tide completely dominated No. 6 Baylor in the 45th annual Cotton Bowl en route to a 30-2 rout of the Southwest Conference champions.

The Bears, ranked as high as sixth nationally during the regular season, closed an outstanding 10-2 and Southwest Conference championship campaign by dropping their second Cotton Bowl game in as many tries.

Alabama, which closed a 10-2 year with the win, took advantage of four Baylor fumbles and also intercepted three Bear passes to roll up a 339-158 total yardage advantage.

Three Peter Kim field goals and scoring runs by Major Ogilvie, Don Jacobs and Mark Nix put the Crimson Tide on the scoreboard while a Tommy Tabor first quarter safety were the only points the Bears could muster. The league-leading Baylor offense netted 54 yards rushing, 18 by quarterback Jay Jeffrey. SWC rushing champion Walter Abercrombie was held to nine yards on eight attempts by a stout Alabama defense.

Fullback Dennis Gentry was the leading pass receiver in the game, grabbing five receptions while Robert Holt added three others. Also, Gerald McNeil accumulated 100 yards in kickoff and punt returns for the Bears. Tabor and all-conference linebacker Doak Field led the Baylor defensive charge with 15 stops each. All-America middle linebacker Mike Singletary, all-league safety Vann McElroy and linebacker Lester Ward each had 12 tackles for Baylor.

GAME STATISTICS

Baylor	2	0	0	0	–	2
Alabama	6	7	3	14	–	30

UA - Kim 29 FG, 8:56, 1st
UA - Kim 28 FG, 3:51, 1st
BU - Safety, Tabor tackles Lewis in end zone, 1:40, 1st
UA - Ogilvie 1 run (Kim kick), 13:26, 2nd
UA - Kim 42 FG, 4:57, 3rd
UA - Jacobs 1 run (Kim kick), 6:54, 4th
UA - Nix 3 run (Mardini kick), 1:16, 4th

	BU	UA
First Downs	13	17
Rushing Att.-Yards	35-54	67-241
Passing Yards	104	98
Passing (C-A-I)	12-27-3	5-12-0
Total Offense	158	339
Punts-Avg.	7-35.8	6-37.2
Fumbles/Lost	5/4	5/1
Penalty-Yards	6-59	5-89
3rd Down Conv.	5-of-15	8-of-19
Time of Possession	23:38	36:22

RUSHING: (BU) Jeffrey 8-18, Gentry 11-17, Hall 1-10, Abercrombie 8-9, Anderson 1-3, Mangrum 6-(-3); (UA) Ogilvie 15-74 1 TD, Carter 4-71, Patrick 12-45, J.Jones 5-28, Jackson 7-13, Lewis 5-9, Nix 3-7 1 TD, Orcutt 3-7, Collins 2-6, Ferguson 1-1, Gray 3-(-2), Fagan 1-(-4), Jacobs 6-(-14).
PASSING: (BU) Jeffrey 8-19-2-55, Mangrum 4-8-1-49; (UA) Jacobs 5-12-0-98.
RECEIVING: (BU) Gentry 5-26, Holt 3-41, Abercrombie 2-4, Lively 1-17, Ward 1-16; (UA) Bendross 1-49, Jackson 1-20, Brown 1-20, Clark 1-7, Jones 1-2.

ATTENDANCE: 74,281

1983 BLUEBONNET BOWL

OKLAHOMA STATE 24, NO. 20 BAYLOR 14

Dec. 31, 1983 • the Astrodome • Houston, Texas

Oklahoma State raced to a 21-0 lead in the first half before finally holding off No. 20 Baylor, 24-14 in the 25th annual Bluebonnet Bowl at the Astrodome.

Aided by a roughing-the-passer call and fine running by Alfred Anderson and Broderick Sargent, Baylor drove 87 yards in eight plays for its first score. Cody Carlson hit All-American Gerald McNeil with a 12-yard TD strike.

Oklahoma State scored its final points of the night on a 44-yard field goal by Larry Roach after Jim Mueller's onside kick attempt failed. The Cowboys drove from midfield to Baylor's 27-yard line before settling for the field goal with 16 seconds left in the half.

OSU signal caller Rusty Hilger missed the second half after being knocked out by BU linebacker Robert Watters and was replaced by reserve Ike Jackson. Jackson moved OSU to the Baylor five early in the third quarter but Thomas Everett, Aaron Grant and Kevin Hancock led one of BU's best defensive stands of the year. Roach's field goal attempt was blocked by Ervin Randle.

Both of Baylor's interceptions came in the last period; Tom Muecke and Cody Carlson threw one each as the Bears hurried to catch up. McNeil took a 28-yard halfback option pass from Anderson and Marty Jimmerson kicked the PAT to cut OSU's lead to 10 with 5:07 remaining. Baylor's hopes were dashed for good when Muecke was trapped for a loss of five on fourth down with 1:10 remaining at the OSU 45.

GAME STATISTICS

Baylor	0	7	0	7	–	14
Oklahoma State	6	18	0	0	–	24

OSU - Lewis 12 pass from Hilger (kick blocked), 8:45, 1st
OSU - Anderson 1 run (Lewis pass from Hilger), 14:58, 2nd
OSU - Harris 26 pass from Hilger (Roach kick), 6:02, 2nd
BU - McNeil 12 pass from Carlson (Jimmerson kick), 1:21, 2nd
OSU - Roach 44 FG, 0:16, 2nd
BU - McNeil 28 pass from Anderson (Jimmerson kick), 5:07, 4th

	BU	OSU
First Downs	18	19
Rushing Att.-Yards	34-134	45-178
Passing Yards	245	187
Passing (C-A-I)	16-32-2	17-30-1
Total Offense	379	365
Punts-Avg.	5-42.0	6-39.0
Fumbles/Lost	1/1	1/1
Penalty-Yards	7-55	4-40
3rd Down Conv.	6-of-14	7-of-18

RUSHING: (BU) Anderson 21-103, Rice 4-28, Davis 1-17, Sargent 2-8, Carlson 1-(-2), Muecke 5-(-20); (OSU) Anderson 27-143 1 TD, Jones 13-32, Price 3-5, Cook 1-2, Hilger 1-(-4).
PASSING: (BU) Muecke 8-14-1-152, Carlson 7-17-1-65 1 TD, Anderson 1-1-0-28 1 TD; (OSU) Hilger 12-17-0-137 2 TD, Jackson 5-13-1-50.
RECEIVING: (BU) McNeil 10-163 2 TD, Davis 4-64, Conrad 1-14, Sargent 1-4; (OSU) Chesley 5-54, Lewis 5-46 1 TD, Harris 3-69 1 TD, Crawford 3-9, Anderson 1-9.

ATTENDANCE: 50,090

BOWL HISTORY

1985 LIBERTY BOWL

BAYLOR 21, LSU 7

Dec. 27, 1985 • Liberty Bowl Stadium • Memphis, Tenn.

Baylor fashioned one of its finest bowl efforts ever in beating LSU 21-7 in the 27th Liberty Bowl Football Classic.

The Bears dominated virtually every phase of the game. They gained 489 yards total offense to the Tigers' 192. Baylor led in first downs (26-9), rushing yards (215-91), passing yards (274-101), yards per snap (5.4-3.3) and time of possession (37:14-22:46). The Baylor defense played so well the second half that LSU gained only 72 yards on 26 plays. In the third quarter the Tigers had 11 total-offense yards on nine plays.

LSU got on the board first with a 79-yard Norman Jefferson punt return with 5:17 remaining in the first quarter and that turned out to be the Tigers only fireworks of the cool, clear evening.

The Bears took the ensuing kickoff and marched 80 yards in seven plays to knot the score at seven. On a third and goal from the five, quarterback Cody Carlson hit a diving Matt Clark in the corner of the end zone. Terry Syler added the extra point.

Syler made it 10-7 with his 23-yard field goal with 5:36 left in the first half and upped the score to 13-7 with a 35-yarder early in the third quarter.

Baylor's final tally came when Carlson connected with John Simpson on a 15-yard scoring strike with 10:42 left to play. The junior quarterback, who was named the game's Most Valuable Player, then hit Clark for a two-point conversion, making the final score 21-7.

GAME STATISTICS

Baylor	7	3	3	8	–	21
LSU	7	0	0	0	–	7

LSU - Jefferson 79 punt return (Lewis kick), 5:17, 1st
BU - Clark 5 pass from Carlson (Syler kick), 2:30, 1st
BU - Syler 23 FG, 5:36, 2nd
BU - Syler 35 FG, 8:54, 3rd
BU - Simpson 15 pass from Carlson (Clark pass from Carlson), 10:42, 4th

	BU	LSU
First Downs	26	9
Rushing Att.-Yards	61-215	31-91
Passing Yards	274	101
Passing (C-A-I)	18-30-0	13-27-1
Total Offense	489	192
Punts-Avg.	6-31.5	8-40.6
Fumbles/Lost	0/0	2/1
Penalty-Yards	6-40	5-41
3rd Down Conv.	8-of-20	4-of-15
Time of Possession	37:14	22:46

RUSHING: (BU) Perry 7-45, Rutledge 10-36, Sargent 8-27, McAdoo 9-23, Subia 1-21, Ball 7-18, Stockemer 4-16, Muecke 6-9, Williams 1-9, Carlson 5-7, Works 2-2, Lewis 1-2; (LSU) Hilliard 20-66, James 7-23, Wickersham 4-2.
PASSING: (BU) Carlson 9-12-0-161 2 TD, Muecke 9-18-0-113; (LSU) Wickersham 11-24-1-95, Guidry 2-3-0-6.
RECEIVING: (BU) Simpson 3-117 1 TD, Clark 3-31 1 TD, Douglas 2-54, Pruitt 2-27, McAdoo 2-15, Chase 1-10, Ates 1-9, Sargent 1-7, Kelly 1-5, Perry 1-2, Williams 1-(-3); (LSU) James 4-25, Jean Batiste 2-23, Magee 2-23, Jones 2-6, Davis 1-15, Andrews 1-6, Hilliard 1-3.

ATTENDANCE: 40,186

1986 BLUEBONNET BOWL

NO. 14 BAYLOR 21, COLORADO 9

Dec. 31, 1986 • Rice Stadium • Houston, Texas

No. 14 Baylor's defense, led by MVP Ray Berry, stymied Colorado's wishbone offense to key a 21-9 Bear win in the 28th annual Bluebonnet Bowl. The Bears limited the Big Eight runner-up Buffs to 194 total yards, 83 of which came on the ground. Berry, called a "one man wrecking crew" by sportswriters after the game, accounted for 12 tackles, three of which resulted in 12 yards in losses.

Colorado found out early what kind of day it would be for the Baylor defense. The Buffs managed only a field goal and 77 yards total offense in their first eight possessions through nearly three quarters of play. Meanwhile, Baylor's offense did what it had to do, scoring a touchdown in each of those first three quarters. The first Bear TD capped a 12-play, 64-yard drive in the first quarter. The drive was kept alive by a CU offside penalty when Baylor was in punt formation. The highlight was a 22-yard run off tackle by Derrick McAdoo down to the Colorado five. Four plays later, McAdoo, a senior from Houston, dove over from the one on a fourth-down play.

Baylor next hit pay dirt midway through the second stanza. It took only three plays to go eight yards after Keith Rose recovered an errant Colorado pitch.

QB Cody Carlson hit flanker Darnell Chase in the corner of the end zone on a two-yard scoring strike. Another turnover gobbled up by the BU defense set up Baylor's final score. Robert Watters sacked the Buff QB and Berry recovered on the 21. It took only four plays, one of which was a 17-yard shot form Carlson to Matt Clark, before McAdoo tied the BU school record with two TDs in a bowl game.

GAME STATISTICS

Baylor	7	7	7	0	–	21
Colorado	0	3	6	0	–	9

BU - McAdoo 1 run (Syler kick), 3:34, 1st
CU - DeLine 36 FG, 13:09, 2nd
BU - Chase 2 pass from Carlson (Syler kick), 4:57, 2nd
BU - McAdoo 1 run (Syler kick), 12:56, 3rd
CU - Hatcher 31 run (run failed), 2:38, 3rd

	BU	CU
First Downs	12	12
Rushing Att.-Yards	43-114	47-83
Passing Yards	165	111
Passing (C-A-I)	14-28-2	7-14-1
Total Offense	279	194
Punts-Avg.	7-31.1	5-37.6
Fumbles/Lost	2/0	6/3
Penalty-Yards	7-58	4-25
3rd Down Conv.	6-of-19	4-of-14
Time of Possession	31:09	28:51

RUSHING: (BU) McAdoo 8-36 2 TD, Murray 11-35, Perry 8-15, Carlson 6-15, Rutledge 3-6, Lovell 4-3, Chase 1-2, Conner 1-2, Walls 1-0; (CU) Kissick 9-37, Oliver 11-36, Hatcher 10-14, Campbell 1-11, Marquez, 7-8, Jones 1-4.
PASSING: (BU) Carlson 11-22-2-136 1 TD, Lovell 3-6-0-29; (CU) Walters 5-8-1-71, Hatcher 2-5-0-40, Embree 0-1-0-0.
RECEIVING: (BU) Clark 3-58, Chase 2-23, Murray 2-18, Fornes 2-16, Perry 2-10, Davis 1-17, Simpson 1-12, Huckabay 1-11; (CU) Embree 3-57, Oliver 1-19, Carl 1-13, Ferrando 1-12, Marquez 1-10.

ATTENDANCE: 40,470

1991 COPPER BOWL

INDIANA 24, BAYLOR 0

Dec. 31, 1991 • Arizona Stadium • Tucson, Ariz.

Baylor watched two golden scoring opportunities slip through its hands while Indiana used a patient and balanced attack to grind out a 24-0 victory over the Bears in Copper Bowl III at Tucson, Ariz.

Indiana jumped to a 7-0 lead, largely on the rushing of All-American Vaughn Dunbar, who finished with 106 yards and the game's MVP honor. Late in the first quarter the Bears were driving nicely before the drive stalled at the Hoosier 21.

Lining up in field goal formation, Baylor opted for a fake pass from holder Kent Brentham to kicker Jeff Ireland. Ireland was totally uncovered on a pattern for the end zone, but the pass scraped off his fingertips.

That mishap seemed to set the tone for Baylor's 14th bowl game and first west of Waco. IU added a field goal after a long drive late in the first and just when it seemed like Baylor had a chance to regroup, the Hoosiers got the ball back with 2:37 remaining in the half and drove 80 yards in 10 plays to go up 17-0 at intermission.

The third quarter proved to be a defensive struggle until the Bears drove from their 22 to the IU six. Then, with BU having a chance to get back into the game, Robert Strait fumbled into the end zone after he and quarterback J.J. Joe never connected on a handoff.

The Hoosiers added another score to make it 24-0 at the end. Their final scoring march covered 60 yards in 12 plays and consumed 6:48. IU led in virtually every statistical category.

GAME STATISTICS

Baylor	0	0	0	0	–	0
Indiana	7	10	0	7	–	24

IU - Green 1 run (Bonnell kick), 7:09, 1st
IU - Bonnell 27 FG, 6:36, 2nd
IU - Dunbar 5 run (Bonnell kick), 0:12, 2nd
IU - Green 4 run (Bonnell kick), 5:55, 4th

	BU	IU
First Downs	17	20
Rushing Att.-Yards	42-138	49-147
Passing Yards	131	176
Passing (C-A-I)	10-27-1	12-22-0
Total Offense	269	323
Punts-Avg.	6-34.8	6-49.0
Fumbles/Lost	4/1	2/0
Penalty-Yards	4-29	6-59
3rd Down Conv.	7-of-16	8-of-16
Time of Possession	27:05	32:55

RUSHING: (BU) Strait 15-72, Mims 9-49, Bell 5-41, Henry 2-4, Needham 1-3, Stephens 1-2, Brentham 1-(-11), Joe 8-(-22); (IU) Dunbar 28-106 1 TD, Law 6-38, Dyer 2-2, Green 13-1 2 TD.
PASSING: (BU) Joe 10-26-1-131, Brentham 0-1-0-0; (IU) Green 11-21-0-165, Dyer 1-1-0-11.
RECEIVING: (BU) Pierce 3-32, Miles 2-41, Bonner 3-32, Mims 2-19, R.Miller 1-7; (IU) Thomas 4-58, McGowan 3-63, Coleman 1-15, Fette 1-11, Dunbar 1-11, O'Connell 1-11, Baety 1-7.

ATTENDANCE: 35,751

BOWL HISTORY

1992 JOHN HANCOCK BOWL

BAYLOR 20, NO. 22 ARIZONA 15

Dec. 31, 1992 • Sun Bowl Stadium • El Paso, Texas

The Grant Teaff era at Baylor ended in grand style as the Bears used big plays to hold off No. 22 Arizona 20-15 in the 1992 John Hancock Bowl. The Wildcats, who brought perhaps the nation's best defense into the game, outgained the Bears 418 yards to 249, but BU had TD passes of 61 and 69 yards and the defense had a brilliant goal line stand and twice held UA to field goals.

UA jumped to a 10-0 lead midway through the second quarter. Steve McLaughlin had to settle for a 22-yard field goal after Baylor's defense stopped five plays inside the Baylor six and George Malauulu scored on a quarterback draw from seven yards out. Baylor struck near the end of the half with a halfback pass from freshman Brandell Jackson to Melvin Bonner for a 61-yard TD with 2:37 to go. UA came back quickly to reach the BU two, but again the defense stiffened and allowed only a field goal.

It had been mostly Arizona through two quarters, but Baylor grabbed the lead for good on just the second play of the third quarter when quarterback J.J. Joe hit Bonner for a 69-yard scoring toss. The rest of the way rains became heavier and the contest turned into a defensive battle. The day's highlight came when Arizona moved the ball to the Baylor eight only to be stopped at the one after four attempts.

BU managed two field goals in the fourth quarter, a 32-yarder and 35-yarder, both by Trey Weir, and UA scored when the Bears took an intentional safety.

GAME STATISTICS

Baylor	0	7	7	6	–	20
Arizona	3	10	0	2	–	15

UA - McLaughlin 22 FG, 9:30, 1st
UA - Malauulu 7 run (McLaughlin kick), 7:27, 2nd
BU - Bonner 61 pass from Jackson (Weir kick), 2:37, 2nd
UA - McLaughlin 20 FG, 0:40, 2nd
BU - Bonner 69 pass from Joe (Delaney kick), 14:10, 3rd
BU - Weir 32 FG, 5:37, 4th
BU - Weir 35 FG, 4:29, 4th
UA - Safety, Delaney ran out back of end zone, 0:31, 4th

	BU	UA
First Downs	12	23
Rushing Att.-Yards	43-47	44-136
Passing Yards	202	282
Passing (C-A-I)	8-24-1	20-38-0
Total Offense	249	418
Punts-Avg.	6-39.7	5-33.8
Fumbles/Lost	4/0	2/2
Penalty-Yards	8-30	8-91
3rd Down Conv.	6-of-17	6-of-16
Time of Possession	27:38	32:22

RUSHING: (BU) Strait 10-23, Bell 4-17, Lewis 4-12, Henry 4-10, Mims 5-15, Bonner 1-0, Joe 11-(-1), Jackson 2-(-2), Caldwell 1-(-3), Delaney 1-(-24); (UA) Carter 15-49, Malauulu 11-47 1 TD, Levy 13-31, Johnson 5-9.

PASSING: (BU) Joe 7-23-1-141 1 TD, Jackson 1-1-0-61 1 TD; (IU) Malauulu 20-38-0-282.

RECEIVING: (BU) Bonner 5-166 2 TD, McKenzie 1-14, Miller 1-12, Mims 1-10; (IU) DIckey 9-108, Levy 4-85, Bray 4-55, Vaughn 2-19, Carter 1-15.

ATTENDANCE: 41,622

1994 ALAMO BOWL

WASHINGTON STATE 10, BAYLOR 3

Dec. 31, 1994 • The Alamodome • San Antonio, Texas

The second annual Alamo Bowl more than lived up to its billing as a match-up between Washington State's nationally-ranked defense and Baylor's high-scoring offense. In the end, the Cougar defense prevailed in a 10-3 thriller that wasn't decided until 30 seconds remained.

The Cougars scored the first time they got the ball and it proved to be the game's only TD. WSU went 91 yards in 13 plays as Kevin Hicks scored on a one-yard plunge up the middle. Baylor appeared to have stopped the drive after holding WSU on three quick downs, but a roughing the kicker call allowed Wazzu to retain possession.

WSU entered the game with the nation's No. 1 ranked defense, and played as expected. The Bear defenders more than held their own after allowing the early touchdown. With both defenses playing well, it turned into a game of field position and field goals. The next two drives by each team ended in punts. After taking the second punt the Bears drove down to the WSU 28 and attempted a 44-yard Jarvis Van Dyke FG which fell short. Baylor's next possession ended in the same result as a 47-yarder missed the mark. WSU ended the half with a 37-yard field goal by Tony Truant to go up 10-0.

The second half unfolded with more strong defensive football. Two more third quarter drives by each squad ended up in punts. Finally, with the final stanza about to get underway, the Bears got on the scoreboard. After Nikia Codie blocked a punt which landed at the Bear 25, Van Dyke hit a 36-yard field goal on a 13-play, 56-yard drive. With 3:57 left BU got the ball on the WSU 45. Three plays netted only a yard. Facing fourth-and-9, Watson then hit a diving Kalief Muhammad on a 33-yard pass to the 11. Three more plays lost a couple of yards.

On fourth down with 30 seconds left Watson's pass into the end zone was intercepted by Todd Jensen as WSU sealed the win.

GAME STATISTICS

Baylor	0	0	3	0	–	3
Washington State	7	3	0	0	–	10

WSU - Hicks 1 run (Truant kick), 8:28, 1st
WSU - Truant 37 FG, 0:02, 2nd
BU - Van Dyke 36 FG, 1:35, 3rd

	BU	WSU
First Downs	8	14
Rushing Att.-Yards	32-74	31-7
Passing Yards	77	286
Passing (C-A-I)	8-23-2	27-35-0
Total Offense	151	293
Punts-Avg.	6-35.0	7-33.7
Fumbles/Lost	0/0	3/1
Penalty-Yards	2-19	15-110
3rd Down Conv.	3-of-15	6-of-17
Time of Possession	27:58	32:02

RUSHING: (BU) Douglas 13-42, B.Lewis 9-34, Rubin 2-5, Muhammad 6-2, Moore 1-(-3), Watson 1-(-6); (WSU) Sparks 8-20, Hicks 10-12 1 TD, Madu 4-5, Tims 1-(-1), Martin 1-(-10), Davis 7-(-19).

PASSING: (BU) Watson 8-22-2-77, Moore 0-1-0-0; (WSU) Davis 27-35-0-286.

RECEIVING: (BU) Muhammad 2-34, Douglas 2-16, Bronson 2-15, Stanley 1-7, Rhynes 1-5; (WSU) Carpenter 5-91, E.Moore 5-38, Dumas 5-26, Kennedy 4-62, Hicks 4-14, B.Thomas 2-30, Knuff 1-13, Adams 1-12.

ATTENDANCE: 44,106

2010 TEXAS BOWL

ILLINOIS 38, BAYLOR 14

Dec. 29, 2010 • Reliant stadium • Houston, Texas

Mikel Leshoure ran for 184 yards and three touchdowns as Illinois earned its first bowl victory since 1999, beating Baylor 38-14 in the Texas Bowl. The Illini spoiled the Bears' first bowl appearance in 16 seasons. Both teams finished at 7-6.

Leshoure had a 5-yard TD run in the second quarter, a 13-yard score in the third quarter and another 5-yard touchdown run in the fourth period. The performance gave him the school single-season rushing record with 1,697 yards.

The Illini built a 24-0 lead and Leshoure's last touchdown put the game out of reach.

Baylor's Robert Griffin III threw for 313 yards and a touchdown, but his two fumbles in the first half put the Bears behind.

Leshoure was chosen the most valuable player and wore a cowboy hat as he hoisted the trophy above his head after the game while the small but vocal group of Illinois fans cheered.

The Bears cut the lead to 24-14 when Griffin found a diving Kendall Wright on a 39-yard touchdown pass on fourth-and-14 early in the fourth quarter. But Illinois continued its dominance in the rushing game after that and extended its lead to 31-14 on Leshoure's last touchdown.

Illinois quarterback Nathan Scheelhaase got off to a sensational start, completing all of his 13 passes in the first half, and finished 18 of 23 for 242 yards. He scored on a 55-yard touchdown run with 41 seconds to play to make it 38-14.

GAME STATISTICS

Illinois	6	10	8	14	–	38
Baylor	0	0	7	7	–	14

ILL - Dimke 38 FG, 11:03, 1st
ILL - Dimke 28 FG, 3:45, 1st
ILL - Dimke 43 FG, 13:51, 2nd
ILL - Leshoure 5 run (Dimke kick), 9:42, 2nd
ILL - Leshoure 13 run (Leshoure rush), 11:40, 3rd
BU - Finley 4 run (Jones kick), 8:03, 3rd
BU - Wright 39 pass from Griffin III (Jones kick), 13:43, 4th
ILL - Leshoure 5 run (Dimke kick), 7:14, 4th
ILL - Scheelhaase 55 run (Dimke kick), 0:41, 4th

	ILL	BU
First Downs	25	24
Rushing Att.-Yards	50-291	29-124
Passing Yards	242	313
Passing (C-A-I)	18-23-0	31-43-0
Total Offense	533	437
Punts-Avg.	5-40.2	6-40.0
Fumbles/Lost	1/0	4/2
Penalty-Yards	6-51	7-74
3rd Down Conv.	6-of-14	2-of-10
Time of Possession	33:15	26:45

RUSHING: (ILL) Leshoure 29-184 3 TD, Ford 12-54, Scheelhaase 9-53 1 TD; (BU) Finley 12-63 1 TD, Griffin III 16-44, Reese 1-17.

PASSING: (ILL) Scheelhaase 18-23-0-242; (BU) Griffin III 30-41-0-306 1 TD, Florence 1-1-0-7, TEAM 0-1-0-0.

RECEIVING: (ILL) Jenkins 6-52, Fayson 4-31, Ford 3-29, Leshoure 2-21, Lankford 1-52, Millines, 1-32, Wilson 1-25; (BU) Wright 12-127 1 TD, Gordon 6-50, B. Taylor 5-81, Reese 3-22, Sampson 2-3, T. Williams 1-12, Monk 1-10, Buerck 1-8.

ATTENDANCE: 68,211

BOWL HISTORY

2011 VALERO ALAMO BOWL

NO. 15 BAYLOR 67, WASHINGTON 56

Dec. 29, 2011 • Alamodome • San antonio, Texas

A thrilling, back-and-forth, record-shattering Valero Alamo Bowl ended with Baylor pulling out an incredible 67-56 victory over Washington in the wildest shootout of the 2011 bowl season or any other in memory.

Heisman Trophy winner Robert Griffin III didn't dominate in his last college game – Baylor's rushing game did.

The game shattered the previous bowl record for points in a regulation game, which was 102 set in the 2001 GMAC Bowl between Marshall and East Carolina.

Baylor, which won its first bowl game since 1992, and Washington also set a bowl record for total offense in a game with 1,397 yards.

Baylor's Terrance Ganaway rushed for 200 yards and five touchdowns. His last was a 43-yard run with 2:28 left to seal Baylor's first 10-win season since 1980. Ganaway was awarded the offensive MVP honors for his efforts, while linebacker Elliot Coffey, who totaled 15 tackles, was named defensive MVP.

Griffin was 24 of 33 for 295 yards -- and his only touchdown throw came on the game's opening drive.

The announced attendance of 65,256 was the fifth-largest in the bowl's history.

GAME STATISTICS

Washington	7	28	14	7	–	56
Baylor	21	3	29	14	–	67

BU - Wright 11 pass from Griffin III (Jones kick), 11:14, 1st
UW - Price 5 run (Folk kick), 7:26, 1st
BU - Salubi 36 run (Jones kick), 6:03, 1st
BU - Griffin III 24 run (Jones kick), 0:48, 1st
UW - Johnson 12 pass from Price (Folk kick), 11:32, 2nd
UW - Aguilar 1 pass from Price (Folk kick), 4:52, 2nd
UW - Price 15 run (Folk kick), 1:38, 2nd
UW - Polk 56 run (Folk kick), 0:31, 2nd
BU - Jones 42 field goal, 0:00, 2nd
UW - Kearse 80 pass from Price (Folk kick), 14:00, 3rd
BU - Salubi 7 run (Jones kick), 11:06, 3rd
BU - Ganaway 89 run (Monk pass from Griffin III), 8:28, 3rd
UW - Aguilar 13 pass from Price (Folk kick), 7:44, 3rd
BU - Ganaway 1 run (Jones kick), 6:01, 3rd
UW - Price 8 run (Folk kick), 9:40, 4th
BU - Ganaway 4 run (Jones kick), 8:15, 4th
BU - Ganaway 43 run (Jones kick), 2:28, 4th

	UW	BU
First Downs	26	33
Rushing Att.-Yards	37-182	52-482
Passing Yards	438	295
Passing (C-A-I)	23-37-0	24-33-0
Total Offense	620	777
Punts-Avg.	2-54.5	2-52.0
Fumbles/Lost	2/2	1/1
Penalty-Yards	1-15	8-58
3rd Down Conv.	9-of-16	7-of-14
Time of Possession	31:50	28:10

RUSHING: (UW) Polk 30-147 1 TD, Price 5-39 3 TD Callier 2-(-)4; (BU) Ganaway 21-200 5 TD, Reese 2-101, Salubi 5-101 2 TD, Griffin III 18-55 1 TD, Wright 4-28.
PASSING: (UW) Price 23-37-0-438 4 TD; (BU) Griffin III 24-33-0-295 1 TD.
RECEIVING: (UW) Kearse 5-198 1 TD, Aguilar 5-90 2 TD, Seferian 5-59, Williams 3-19, Johnson 2-36, Polk 2-8, Callier 1-28; (BU) Wright 7-91 1 TD, Williams 6-62, Reese 5-66, Sampson 3-25, Norwood 1-23, Monk 1-15, Salubi 1-13.

ATTENDANCE: 65,256

2012 BRIDGEPOINT HOLIDAY BOWL

BAYLOR 49, NO. 17 UCLA 26

Dec. 27, 2012 • Qualcomm Stadium • San Diego, Calif.

By early in the second quarter, Baylor was well on its way to blitzing No. 17 UCLA and Nick Florence had supplanted Robert Griffin III as the Bears' season passing leader.

The Bears overwhelmed the Bruins 49-26 in the Bridgepoint Holiday Bowl as Florence threw for two scores and ran for another. Glasco Martin ran for three touchdowns.

Florence completed 10 of 13 passes for 188 yards, giving him 4,309 for the season to break RG3's school record of 4,293 set in his Heisman Trophy-winning 2011 season. Baylor won its final four games and five of six.

Lache Seastrunk rushed 16 times for 138 yards and one score for Baylor, which outgained UCLA 494-362.

Baylor's defense came up big, too. The Bears sacked Brett Hundley six times, including two by Chris McAllister, and shut down the Bruins' ground game limiting them to only 33 yards on 28 carries.

Baylor raced to a 21-0 lead by early in the second quarter on Martin's 4-yard run and Florence's TD passes of 8 yards to Antwan Goodley and 55 yards to Tevin Reese.

After a UCLA score, Baylor added two more touchdowns to put it out of reach at 35-7.

GAME STATISTICS

Baylor	14	21	7	7	–	49
UCLA	0	10	3	13	–	26

BU - Martin 4 run (Jones kick), 8:01, 1st
BU - Goodley 8 pass from Florence (Jones kick), 4:22, 1st
BU - Reese 55 pass from Florence (Jones kick), 11:08, 2nd
UCLA - Fauria 22 pass from Hundley (Fairbairn kcik), 6:21, 2nd
BU - Martin 26 run (Jones kick), 4:36, 2nd
BU - Seastrunk 43 run (Jones kick), 1:58, 2nd
UCLA - Fairbairn 30 field goal, 0:07, 2nd
UCLA - Fairbairn 40 field goal, 8:18, 3rd
BU - Martin 1 run (Jones kick), 1:52, 3rd
BU - Florence 1 run (Jones kick), 7:46, 4th
UCLA - Sweet 34 pass from Hundley (Fairbairn kick)

	BU	UCLA
First Downs	25	17
Rushing Att.-Yards	67-306	28-33
Passing Yards	188	329
Passing (C-A-I)	10-13-0	26-52-0
Total Offense	494	362
Punts-Avg.	3-47.7	6-42.7
Fumbles/Lost	0/0	2/0
Penalty-Yards	1-5	6-59
3rd Down Conv.	6-of-14	1-of-17
Time of Possession	35:30	24:30

RUSHING: (BU) Seastrunk, Lache 16-138; Martin, Glasco 21-98; Florence, Nick 18-37; Salubi, Jarred 8-27; Goodley, Antwan 1-5; Reese, Tevin 1-4; Petty, Bryce 1-minus 1; Team 1-minus 2. (UCLA) Franklin, Johna 14-34; Locke, Jeff 1-8; James, Jordon 2-3; Fuller, Devin 1-0; Walker, Kenneth 1-minus 2; Hundley, Brett 9-minus 10.
PASSING: (BU) Florence, Nick 10-13-0-188. (UCLA) Hundley, Brett 26-50-0-329;Team 0-2-0-0.
RECEIVING: (BU) Reese, Tevin 2-68; Williams, Terrance 2-68; Goodley, Antwan 2-19; Najvar, Jordan 2-16; Norwood, Levi 1-10; Sampson, Lanear 1-7. (UCLA) Evans, Shaquell 7-82; Johnson, Jerry 5-116; Fauria, Joseph 5-59; Walker, Kenneth 3-19; Fuller, Devin 3-12; Sweet, Logan 1-34; Franklin, Johna 1-4; Payton, Jordan 1-3.

ATTENDANCE: 55,507

2014 TOSTITOS FIESTA BOWL

NO. 15 UCF 52, NO. 6 BAYLOR 42

Jan. 1, 2014 • University of Phoenix Stadium • Glendale, Ariz.

No. 6-ranked Baylor, a 17-point favorite in the Fiesta Bowl at kickoff, never led against No. 15 Central Florida in a 52-42 loss at University of Phoenix Stadium.

The Bears rolled up 550 yards, but UCF had 556 and fewer mistakes.

The Knights scored touchdowns on their first two possessions. Baylor tied it at 28 with 10:18 left in the third quarter, but UCF outscored the Bears 24-14 from there in the highest-scoring Fiesta Bowl and second-highest BCS bowl ever.

The Bears were penalized 17 times for 135 yards to UCF's four for 40 yards.

Bryce Petty completed 30 of 46 passes for 356 yards and two touchdowns. The Bears' Lache Seastruck rushed for 117 yards on 17 carries.

Baylor set the all-time NCAA record for most points in a 13-game season with 681 points.

Petty's career-high and program-record three rushing TDs by a QB were the most by any QB in the 2013-14 bowl season and set a Fiesta Bowl record.

Petty accounted for 20 total points, tied for the second-highest total by a QB in a bowl game since data started being kept in 1996 (24 by Young in 2005 Rose Bowl and 20 by Vince Young in 2006 National Championship).

GAME STATISTICS

UCF	14	14	7	17	–	52
Baylor	7	13	8	14	–	42

UCF - Johnson 11 run (Moffitt kick), 11:24, 1st
UCF - Johnson 2 run (Moffitt kick), 7:46, 1st
BU - Petty 1 run (Jones kick), 3:49, 1st
BU - Norwood 30 pass from Petty (Trahan pass failed), 8:01, 2nd
UCF - Hall 50 pass from Bortles (Moffitt kick), 5:05, 2nd
BU - Petty 13 run (Jones kick), 2:55, 2nd
UCF - Hall 34 pass from Bortles (Moffitt kick), 0:44, 2nd
BU - Petty 1 run (Petty rush), 10:18, 3rd
UCF - Perriman 10 pass from Bortles (Moffitt kick), 5:38, 3rd
UCF - Bortles 15 run (Moffitt kick), 13:37, 4th
BU - Martin 9 run (Jones kick), 12:16, 4th
UCF - Johnson 40 run (Moffitt kick), 10:26, 4th
UCF - Moffitt 36 field goal, 4:44, 4th
BU - Fuller 9 pass from Petty (Jones kick), 1:15, 4th

	UCF	BU
First Downs	29	27
Rushing Att.-Yards	44-255	38-194
Passing Yards	301	356
Passing (C-A-I)	20-31-2	30-47-1
Total Offense	556	550
Punts-Avg.	4-41.0	7-43.6
Fumbles/Lost	2/1	1/0
Penalty-Yards	4-40	17-135
3rd Down Conv.	6-of-11	9-of-18
Time of Possession	34:47	25:13

RUSHING: (UCF) Johnson, Storm 20-124; Bortles, Blake 8-93; Stanback, W. 13-33; Godfrey, Jeff 1-7; TEAM 2-minus 2. (BU) Seastrunk, L. 17-117; Goodley, Antwan 1-22; Linwood, Shock 3-19; Martin, Glasco 6-19; Petty, Bryce 11-17.
PASSING: (UCF) Bortles, Blake 20-31-2-301. (BU) Petty, Bryce 30-47-1-356.
RECEIVING: (UCF) Godfrey, Jeff 5-60; Worton, J.J. 5-56; Hall, Rannell 4-113; Perriman, B. 3-48; Stanback, W. 2-25; Johnson, Storm 1-minus 1. (BU) Coleman, Corey 7-88; Lee, Jay 5-80; Reese, Tevin 5-43; Norwood, Levi 4-63; Goodley, Antwan 4-20; Fuller, Clay 3-52; Najvar, Jordan 1-7; Linwood, Shock 1-3.

ATTENDANCE: 65,172

BOWL HISTORY

2015 GOODYEAR COTTON BOWL

NO. 7 MICHIGAN STATE 42, NO. 4 BAYLOR 41

Jan. 1, 2015 • AT&T Stadium • Arlington, Texas

Connor Cook threw a 10-yard touchdown pass to Keith Mumphery with 17 seconds left to cap a three-touchdown, fourth-quarter comeback in No. 7 Michigan State's 42-41 victory over playoff-snubbed Baylor on New Year's Day in the Goodyear Cotton Bowl.

The Spartans (11-2) got the winning touchdown after Marcus Rush blocked a Baylor field goal with just more than a minute left.

When No. 4 Baylor (11-2) got the ball back for one last try, Bryce Petty was sacked on consecutive plays before Riley Bullough's clinching interception.

Petty completed 36 of 51 passes for a Cotton Bowl-record 550 yards and three touchdowns, two to speedy freshman KD Cannon and the other to 390-pount backup guard LaQuan McGowan that put Baylor up 41-21 late in the third quarter.

Jeremy Langford ran for 162 yards and three touchdowns for the Spartans, whose only losses were to playoff teams Oregon and Ohio State.

GAME STATISTICS

Michigan State	14	0	7	21	–	42
Baylor	14	10	17	0	–	41

MSU - Langford. 2 yd run (Geiger kick), 12:27, 1st
BU - Cannon 49 yd pass from Petty (Callahan kick), 8:56, 1st
MSU - Shelton 11 yd run (Geiger kick), 5:06, 1st
BU - Coleman 53 yd pass from Lee (Callahan kick), 2:32, 1st
BU - Petty 1 yd run (Callahan kick), 8:13, 2nd
BU - Callahan 25 yd field goal, 3:14, 2nd
BU - Cannon 74 yd pass from Petty (Callahan kick), 14:32, 3rd
BU - Callahan 46 yd field goal, 11:23, 3rd
MSU - Langford 2 yd run (Geiger kick), 6:50, 3rd
BU - McGowan 18 yd pass from Petty (Callahan kick), 4:03, 3rd
MSU - Price 8 yd pass from Cook (Geiger kick), 12:09, 4th
MSU - Langford 1 yd run (Geiger kick), 4:55, 4th
MSU - Mumphery 10 yd pass from Cook (Geiger kick), 0:17, 4th

	MSU	BU
First Downs	29	25
Rushing Att.-Yards	46-238	22--20
Passing Yards	314	603
Passing (C-A-I)	42-24-2	52-37-1
Total Offense	552	583
Punts-Avg.	3-39.7	1-48.0
Fumbles/Lost	1/0	1/0
Penalty-Yards	7-75	11-105
3rd Down Conv.	12 of 18	6 of 15
Time of Possession	36:42	23:18

RUSHING: (MSU) Langford, J. 27-162; Hill, Nick 7-26; Lippett, Tony 1-19; Shelton, R.J. 2-11; Cook, Connor 6-11; Geiger, Michael 1-6; Kings, M. 1-4; TEAM 1-minus 1. (BU) Linwood,Shock 11-26; Chafin,Devin 1-minus 2; Jefferson,J. 2-minus 2; TEAM 1-minus 6; Petty,Bryce 7-minus 36.

PASSING: (MSU) Cook, Connor 24-42-2-314. (BU) Petty,Bryce 36-51-1-550; Lee,Jay 1-1-0-53.

RECEIVING: (MSU) Lippett, Tony 5-74; Mumphery, Keith 4-87; Burbridge, A. 4-57; Price, Josiah 3-27; Kings, M. 3-19; Langford, J. 2-7; Lyles, Jamal 1-21; Shelton, R.J. 1-17; Williams, D. 1-5. (BU) Goodley,Antwan 9-93; Cannon,KD 8-197; Coleman,Corey 7-150; Norwood,Levi 6-64; Lee,Jay 2-37; Fuller,Clay 2-25; McGowan,LaQuan 1-18; Linwood,Shock 1-14; Armstead,T. 1-5.

ATTENDANCE: 71,464

2015 RUSSELL ATHLETIC BOWL

NO. 18 BAYLOR 49, NO. 10 NORTH CAROLINA 38

Dec. 29, 2015 • Citrus Bowl Stadium • Orlando, Fla.

Even with several key pieces of the most productive offense in college football missing, Baylor and the creative system of Art Briles proved unstoppable.

Johnny Jefferson rushed for three touchdowns and a record 299 yards, and No. 18 Baylor ran past No. 10 North Carolina 49-38 in the Russell Athletic Bowl.

Despite missing two quarterbacks (Seth Russell-neck injury, Jarrett Stidham-broken ankle), the Biletnikoff Award winning receiver (Corey Coleman-hernia surgery), and a 1,000-yard running back (Shock Linwood-broken foot), the Bears' No. 1-ranked scoring offense stayed creative, pounding out 645 yards rushing and 756 total yards -- both records for this bowl.

Devin Chafin added 161 yards and a touchdown, and Terence Williams rushed for 97 yards and two touchdowns for the Bears.

Though sophomore Chris Johnson started the day at QB, five different players -- Johnson, receiver Lynx Hawthorne, and running backs Jefferson, Chafin, and Williams -- all took snaps from center for the Bears within the first two series. They continued to use the quintet in multiple Wildcat formations throughout the game.

GAME STATISTICS

North Carolina	7	10	14	7	–	38
Baylor	14	14	14	7	–	49

NC - Fritts 9 yd pass from Williams (Weiler kick), 8:37, 1st
BU - Hawthorne 6 yd run (Callahan kick), 4:25, 1st
BU - Chafin 2 yd run (Callahan kick), 0:15, 1st
NC - Weiler 32 yd field goal, 12:28, 2nd
BU - Jefferson 11 yd run (Callahan kick), 9:35, 2nd
BU - Jefferson. 27 yd run (Callahan kick), 2:16, 2nd
NC - Williams 4 yd run (Weiler kick), 0:35, 2nd
NC - Williams 1 yd run (Weiler kick), 11:45, 3rd
BU - Williams 3 yd run (Callahan kick), 3:07, 3rd
BU - Jefferson 80 yd run (Callahan kick), 2:04, 3rd
NC - Howard 27 yd pass from Williams (Weiler kick), 0:47, 3rd
BU - Williams 1 yd run (Callahan kick), 10:24, 4th
NC - Singleton 7 yd pass from Williams (Weiler kick), 2:20, 4th

	NC	BU
First Downs	28	38
Rushing Att.-Yards	36-244	84-645
Passing Yards	243	111
Passing (C-A-I)	36-22-1	18-10-1
Total Offense	72-487	102-756
Punts-Avg.	3-41.0	0-0.0
Fumbles/Lost	2-1	1-0
Penalties-Yards	5-34	11-117
3rd Down Conv.	9 of 13	10 of 17
Time of Possession	22:54	37:06

RUSHING: (UNC) Hood, E 13-118; Williams, M 17-81; Logan, T 5-32; Morris, R 1-13. (BU) Jefferson,J. 23-299; Chafin,Devin 27-156; Williams,T. 16-97; Hawthorne,Lynx 7-63; Johnson,Chris 9-36; TEAM 2-minus 6.

PASSING: (UNC) Williams, M 22-36-1-243. (BU) Johnson,Chris 7-12-1-82; Jefferson,J. 1-3-0-24; Chafin,Devin 1-2-0-3; Hawthorne,Lynx 1-1-0-2.

RECEIVING: (UNC) Davis, Q 6-60; Howard, B 3-42; Switzer, R 3-29; Hollins, M 2-34; Fritts, B 2-19; Singleton, K 2-18; Hood, E 2-7; Washington, D. 1-23; Morris, R 1-11. (BU) Cannon,KD 4-40; Lee,Jay 2-32; Williams,T. 2-7; Zamora,Ishmael 1-24; Penning,Gus 1-8.

ATTENDANCE: 40,418

2016 MOTEL 6 CACTUS BOWL

BAYLOR 31, BOISE STATE 12

Dec. 27, 2016 • Chase Field • Phoenix, Ariz.

Baylor saved its best for last. Putting together arguably its most complete game since last year's Russell Athletic Bowl victory over North Carolina, the Bears (7-6) steamrolled to a 31-12 rout of the Boise State Broncos Tuesday night in the Motel 6 Cactus Bowl.

Freshman quarterback Zach Smith threw for 375 yards and three touchdowns, offensive MVP KD Cannon hauled in a career-high and school bowl-record 14 passes for 226 yards and two touchdowns and running back Terence Williams recorded his fourth 100-yard game of the season with 103 yards on 25 totes.

But this one was about the defense. Phil Bennett's unit forced three turnovers, had four sacks and held the Broncos (10-3) out of the end zone until Brett Rypien hit Cedrick Wilson with a 28-yard TD pass with just 80 seconds left

GAME STATISTICS

Boise State	0	6	0	6	–	12
Baylor	7	14	3	7	–	31

BU - Cannon 30 yd pass from Smith (Callahan kick), 5:53, 1st
BSU - Rausa 24 yd field goal, 13:40, 2nd
BU - Cannon 68 yd pass from Smith (Callahan kick), 12:14, 2nd
BU - Hasty 5 yd run (Callahan kick), 4:19, 2nd
BSU - Rausa 26 yd field goal, 00:11, 2nd
BU - Callahan 34 yd field goal, 3:18, 3rd
BU - Zamora 14 yd pass from Smith (Callahan kick), 10:03, 4th
BSU - Wilson 28 yd pass from Rypien (Rypien pass INT), 1:20, 4th

	BSU	BU
First Downs	25	29
Rushing Att.-Yards	38-83	43-140
Passing Yards	305	375
Passing (C-A-I)	32-51-2	29-40-1
Total Offense	89-388	83-515
Punts-Avg.	3-41.3	2-48.0
Fumbles/Lost	2/1	0/0
Penalties-Yards	3-15	11-125
3rd Down Conv.	8 of 19	8 of 15
Time of Possession	32:55	27:05

RUSHING: (BSU) McNichols 19-46; Mattison 8-21; Sperbeck 1-10; Wilson 1-6; Rypien 9-0. (BU) Williams 25-103; Hasty 7-23; Schrepfer 2-3; Smith 7-2; Atkinson 1-1; Hawthorne 1-(-1).

PASSING: (BSU) Rypien 32-51-2-305. (BU) Smith 28-39-1-375; Williams 1-1-0-0.

RECEIVING: (BSU) Sperbeck 8-79; Wilson 6-88; Roh 6-54; McNichols 5-24; Anderson 3-30; Modster 1-15; Dhaenens 1-7; Mattison 1-5; Blakley 1-3. (BU) Cannon 14-226; Platt 6-82; Zamora 5-23; Stricklin 2-31; Atkinson 1-10; Smith 1-3.

ATTENDANCE: 33,328

COLLEGE FOOTBALL HALL OF FAME

MORLEY JENNINGS
HEAD COACH
1973 INDUCTEE

Morley Jennings spent 15 seasons as the Bears' head football coach, compiling a record of 83-60-6 from 1926-40. Ten of Jennings' Baylor teams had winning seasons, including the 1935 squad which went 8-3. From 1937-39 his Bears went 21-8-1. Among the great players he coached were Barton Koch, Sam Boyd, Billy Patterson and Jack Russell.

BARTON KOCH
LINEMAN
1974 INDUCTEE

Barton "Botchey" Koch was considered by every football expert to be the greatest lineman of his era. He played in the days of one-platoon football and was called unstoppable both ways. In his senior season of 1930, Koch made a huge breakthrough for the Southwest Conference by becoming the league's first consensus All-American. He was elected to the Texas Sports Hall of Fame in 1967.

BILL GLASS
OFFENSIVE GUARD
1985 INDUCTEE

Bill Glass was a unanimous consensus All-American guard on one of Baylor's greatest teams. As a senior in 1956, he helped the Bears to a 9-2 record and a 13-7 Sugar Bowl victory over previously undefeated Tennessee. Glass was voted the *Houston Post's* 1956 SWC Most Valuable Player. After a successful NFL playing career, he became one of the nation's most noted evangelists. Glass was a 1987 Texas Sports Hall of Fame inductee.

JAMES RAY SMITH
OFFENSIVE TACKLE
1987 INDUCTEE

James Ray Smith won All-American honors from his tackle spot for the Bears in both 1953 and 1954. His senior year the Bears went 7-4 and played Auburn in the Gator Bowl. After a long career in the NFL, Smith remained active in college football, having served as president of the Cotton Bowl Athletic Association. He was selected as a 2004 Cleveland Browns Legend.

LAWRENCE ELKINS
FLANKER
1993 INDUCTEE

In an era when running was considered the only way to pattern an offense, Baylor flanker Lawrence Elkins turned college football upside-down as the outstanding receiver in coach John Bridgers' pro-style attack. The first two-time consensus All-American (1963-64) in school history still shares Baylor's single-game record for receptions with 12, which he set against Texas in 1963. In 1963, he also established a then-NCAA record with 70 catches for 873 yards and helped the Bears defeat LSU in the Bluebonnet Bowl.

MIKE SINGLETARY
LINEBACKER
1995 INDUCTEE

Singletary was the greatest middle linebacker in his era and arguably Baylor's finest football player ever. A three-time consensus All-SWC pick and two-time consensus All-American, Singletary also made the 1970-95 All-Quarter Century All-American Team. During his career with the Chicago Bears, he was named All-Pro eight times and won the NFL Man of the Year Award, an honor based on the highest standards of play and community involvement. Inducted into the Texas Sports Hall of Fame in 1995, Singletary received a 2006 NCAA Silver Anniversary Award, and is the only Baylor Bear inducted in both the College (1995) and Pro (1998) Football Halls of Fame. Named to FWAA 75th Anniversary team in 2015.

GRANT TEAFF
HEAD COACH
2001 INDUCTEE

Grant Teaff became Baylor's winningest coach over a 21-year span from 1972 to 1992. He compiled a 128-105-6 record and led the Bears to a pair of Southwest Conference championships and eight bowl games. While posting 12 winning seasons, Teaff also guided six of his Baylor squads to season-ending national rankings. He was selected to the Texas Sports Hall of Fame in 1995 and currently serves as executive director emeritus of the American Football Coaches Association.

HAYDEN FRY
QUARTERBACK
2003 INDUCTEE

Hayden Fry was a four-year letterwinner at Baylor, quarterbacking the Bears to Top 20 rankings in both 1949 and 1950. He made his most-notable mark on the college football world as a head coach, spending 37 seasons in the Division I-A ranks with stops at SMU, North Texas and Iowa. Fry, who was inducted into the Texas Sports Hall of Fame in 1997, registered 232 victories as a I-A head coach, 142 of which came at the University of Iowa from 1979-98.

THOMAS EVERETT
FREE SAFETY
2006 INDUCTEE

A two-time first-team All-America selection, free safety Thomas Everett earned the 1986 Jim Thorpe Award as the nation's top defensive back. Twice named Southwest Conference Most Valuable Player and first-team all-conference, he was voted the conference's 1986-87 Athlete of the Year. Named to Baylor's 1980s All-Decade Team, Everett was a fourth-round selection of the Pittsburgh Steelers in the 1987 NFL Draft. He played nine seasons in the NFL with the Steelers, Dallas Cowboys and Tampa Bay Buccaneers.

DON TRULL
QUARTERBACK
2013 INDUCTEE

Trull passed for more than 4,100 yards and 28 touchdowns in his college career from 1961-63. As a 1963 first-team All-American and first-team All-Southwest Conference selection, he led the nation in touchdowns and passing yards his senior season. Trull was a two-time winner of the Sammy Baugh Award for leading the country in completions (1962, 1963), and he finished fourth in Heisman Trophy voting as a senior. Trull led the Bears to the 1961 Gotham Bowl and the 1963 Bluebonnet Bowl under coach John Bridges. He was also the school's first-ever NFF National Scholar-Athlete and first two-time CoSIDA Academic All-America. The Oklahoma City native enjoyed an eight-year career in the professional ranks, playing for the Houston Oilers and Boston Patriots as well as the CFL's Edmonton Eskimos.

ALL-AMERICANS

NOTE: In 1950, the National Collegiate Athletic Bureau (the NCAA's service bureau) compiled the first official comprehensive roster of all-time All-Americans. The compilation of the All-American roster was supervised by a panel of analysts working in large part with the historical records contained in the files of the Dr. Baker Football Information Service. The NCAA's roster consists of only those players who were first-team selections on one or more of the All-America teams that were selected for the national audience and received nationwide circulation. Not included in the NCAA's list are the thousands of players who received All-America mention on second or third teams, nor the numerous others who were selected by newspapers or agencies with circulations that were not primarily national and with viewpoints, therefore, that were not normally nationwide in scope.

LEGEND FOR ALL-AMERICA SELECTIONS: AFCA — American Football Coaches Association, AP — Associated Press, FWAA — Football Writers Association of America, UPI — United Press International (former after merger of United Press and International News Service in 1958)

WESLEY BRADSHAW
HALFBACK
1921

A 1921 and 1922 letterman ... 1921 and 1922 consensus All-Southwest Conference ... Led Baylor to an 8-3 record and the 1922 SWC title ... Scored 182 points in career ... 1966 Texas Sports Hall of Fame inductee ... Baylor Athletic Hall of Fame member.

BARTON KOCH
GUARD
1930 (CONSENSUS) — AP (SECOND TEAM), CENTRAL PRESS ASSOCIATION (FIRST TEAM), COLLIER'S WEEKLY (SECOND TEAM), LOS ANGELES TIMES, NEWSPAPER EDITORS ASSOCIATION (FIRST TEAM), NEW YORK SUN (FIRST TEAM), UNITED PRESS (SECOND TEAM)

A 1928, 1929 and 1930 letterman ... First consensus All-American in SWC history ... 1930 consensus All-Southwest Conference ... Inducted into National Football Foundation Hall of Fame in 1974 and Texas Sports Hall of Fame in 1967 ... Also a member of the Southwest Conference's 50-year all-star team and the all-time All-America team selected by Grantland Rice ... Considered by every football expert to be the greatest lineman of his era ... Played in the days of one-platoon football and was called unstoppable both ways ... Selected by the legendary D.X. Bible to the West squad for the East-West Shrine Game ... Bible later called him "the best guard I ever saw." ... Was voted the game's most valuable player ... Knute Rockne said he was "far and away the best guard I ever saw play." ... Paul Crume, longtime *Dallas Morning News* columnist, wrote upon Koch's death in 1964, "after reviewing my memories of Botchey Koch, I doubt that there ever was a better college lineman." ... Baylor Athletic Hall of Fame member.

FRANK JAMES
END
1933

A 1931, 1932 and 1933 letterman ... All-Southwest Conference in 1932 ... Played for College Football Hall of Fame coach Morley Jennings ... Baylor Athletic Hall of Fame member.

JIM TOM PETTY
END
1933

A 1931, 1932 and 1933 letterman ... 1933 consensus All-Southwest Conference ... 1933 team was 6-4 under head coach Morley Jennings.

JOE JACK PEARCE
BACK
1933

A 1932, 1933 and 1934 letterman ... 1933 consensus All-Southwest Conference performer.

CONSENSUS ALL-AMERICANS

1930	Barton Koch, G
1956	*Bill Glass, G
1963	Lawrence Elkins, E
1964	Lawrence Elkins, B
1972	Roger Goree, DE
1976	Gary Green, DB
1979	Mike Singletary, LB
1980	*Mike Singletary, LB
1986	*Thomas Everett, DB
1991	*Santana Dotson, DL
2006	*Daniel Sepulveda, P
2011	Robert Griffin III, QB
2012	*Terrance Williams, WR
2013	*Cyril Richardson, OG
2014	Spencer Drango, OT
2015	*Corey Coleman, WR
2015	*Spencer Drango, OT

* — unanimous

BILLY PATTERSON
QUARTERBACK
1938 — AP (SECOND TEAM)

A 1936, 1937 and 1938 letterman ... 1937 and 1938 consensus All-Southwest Conference ... 1937 *Houston Post* Most Valuable Player of the Southwest Conference ... In career, threw for 2,555 yards and 27 touchdowns ... Baylor Athletic Hall of Fame member.

SAM BOYD
END
1938

A 1936, 1937 and 1938 letterman ... 1937 and 1938 consensus All-Southwest Conference performer ... As a player, his 1937 Baylor team was 7-3, and the 1938 squad was 7-2-1 ... Served as head coach at Baylor from 1956 to 1958 and went 15-15-1 ... Last Baylor alum to serve as head coach of the Bears' football program and one of three all-told ... Baylor Athletic Hall of Fame member.

BOB NELSON
CENTER
1940

A 1938, 1939 and 1940 letterman ... 1939 consensus All-Southwest Conference ... Baylor was 7-3 in 1939 ... Baylor Athletic Hall of Fame member.

JACK RUSSELL
END
1940

A 1940 and 1941 letterman ... 1940 consensus All-Southwest Conference ... Was a Baylor assistant coach under George Sauer ... Baylor Athletic Hall of Fame member.

JACK WILSON
HALFBACK
1940

A 1939, 1940 and 1941 letterman ... Was a Baylor assistant coach under George Sauer ... Baylor Athletic Hall of Fame member.

J.D. ISON
END
1949

A 1947 and 1949 letterman ... His 1949 Baylor team was 8-2 ... Tallied 42 receptions, then a school record, for 457 yards in 1949 ... Baylor Athletic Hall of Fame member.

ALL-AMERICANS

ADRIAN BURK
QUARTERBACK
1949

A 1948 and 1949 letterman ... 1949 consensus All-Southwest Conference ... 1949 *Houston Post* Southwest Conference Most Valuable Player ... 1948 Baylor team finished 6-3-2 and defeated Wake Forest 20-7 in the Dixie Bowl ... In career, threw for 2,024 yards and 20 touchdowns ... Baylor Athletic Hall of Fame member.

BILL ATHEY
DEFENSIVE GUARD
1951

A 1950, 1951 and 1952 letterman ... 1951 and 1952 consensus All-Southwest Conference ... Baylor finished the 1951 season ranked ninth in both the Associated Press and UPI polls ... Baylor Athletic Hall of Fame member.

KEN CASNER
DEFENSIVE TACKLE
1951

A 1949, 1950 and 1951 letterman ... In Casner's three years on the varsity, Baylor posted a 23-7-1 record and lost to Georgia Tech 17-14 in the 1952 Orange Bowl ... Baylor Athletic Hall of Fame member.

STANLEY WILLIAMS
END
1951 — FWAA (FIRST TEAM)

A 1949, 1950 and 1951 letterman ... 1951 consensus All-Southwest Conference ... In career, he caught 65 passes for 1,029 yards and 11 touchdowns ... 2003 Texas Sports Hall of Fame inductee ... Baylor Athletic Hall of Fame member.

LARRY ISBELL
QUARTERBACK
1951 — FWAA (FIRST TEAM)

A 1950 and 1951 letterman ... 1950 and 1951 consensus All-Southwest Conference ... 1950 *Houston Post* MVP ... In career, threw for 2,650 yards and 25 touchdowns ... Was a 1951 consensus All-America baseball player ... 2000 Texas Sports Hall of Fame inductee ... Baylor Athletic Hall of Fame member.

JERRY COODY
HALFBACK
1952

A 1951, 1952 and 1953 letterman ... 1953 consensus All-Southwest Conference ... 1952 team was 7-3 ... In career, he rushed for 1,536 yards ... Baylor Athletic Hall of Fame member.

L.G. DUPRE
HALFBACK
1952

A 1952, 1953 and 1954 letterman ... The 1954 Baylor team was 7-4 and lost to Auburn in the Gator Bowl ... In career, rushed for 1,423 yards on 311 carries ... Nicknamed Long Gone ... Baylor Athletic Hall of Fame member.

JACK SISCO
CENTER
1952

A 1950, 1951 and 1952 letterman ... 1952 consensus All-Southwest Conference performer ... Baylor Athletic Hall of Fame member.

JAMES RAY SMITH
OFFENSIVE TACKLE
1953 — AP (THIRD TEAM), AFCA (FIRST TEAM), UNITED PRESS (SECOND TEAM)
1954

A 1952, 1953 and 1954 letterman ... 1953 and 1954 consensus All-Southwest Conference ... In three varsity seasons, Baylor was 18-11-2 ... 1987 National Football Foundation Hall of Fame inductee ... Baylor Athletic Hall of Fame member.

BILL GLASS
OFFENSIVE GUARD
1956 (CONSENSUS) — AP (FIRST TEAM), AFCA (FIRST TEAM), FWAA (FIRST TEAM), INTERNATIONAL NEWS SERVICE, NEWSPAPER EDITORS ASSOCIATION, *SPORTING NEWS* (FIRST TEAM), UNITED PRESS, WALTER CAMP FOOTBALL FOUNDATION (FIRST TEAM)

A 1954, 1955 and 1956 letterman ... Baylor's first unanimous consensus All-America selection ... 1956 consensus All-SWC performer ... *Houston Post's* 1956 Southwest Conference Most Valuable Player ... In 1956, Baylor was 9-2 and defeated Tennessee in the Sugar Bowl, 13-7 ... Inducted into the National Football Foundation Hall of Fame in 1985 and the Texas Sports Hall of Fame in 1987 ... Baylor Athletic Hall of Fame member.

RONNIE BULL
HALFBACK
1960
1961 — *TIME MAGAZINE*

A 1959, 1960 and 1961 letterman ... Baylor's first Academic All-American in 1961 ... *Houston Post's* 1960 Southwest Conference Most Valuable Player ... 1960 consensus All-Southwest Conference ... In 1960, Baylor went 8-3 and lost to Florida 13-12 in the the Gator Bowl ... In career, rushed for 1,354 yards ... Baylor Athletic Hall of Fame member.

DON TRULL
QUARTERBACK
1963 — FWAA (FIRST TEAM)

A 1961, 1962 and 1963 letterman ... 1962 and 1963 Academic All-America selection ... *Houston Post's* 1963 Southwest Conference Most Valuable Player ... 1963 consensus All-Southwest Conference ... The 1963 Baylor team was 8-3 and defeated LSU 14-7 in the Bluebonnet Bowl ... For career, he passed for 4,143 yards and 28 touchdowns ... Baylor Athletic Hall of Fame member and College Football Hall of Fame inductee.

LAWRENCE ELKINS
FLANKER
1963 (CONSENSUS) — CENTRAL PRESS, FWAA (FIRST TEAM), NEWSPAPER EDITORS ASSOCIATION, WALTER CAMP FOOTBALL FOUNDATION (FIRST TEAM)
1964 (CONSENSUS) — AP (FIRST TEAM), AFCA (FIRST TEAM), FWAA (FIRST TEAM), *SPORTING NEWS* (FIRST TEAM), *THE FOOTBALL NEWS*, *TIME MAGAZINE*, UPI, WALTER CAMP FOOTBALL FOUNDATION (FIRST TEAM)

A 1962, 1963 and 1964 letterman ... Baylor's first-ever two-time consensus All-America in 1963 and 1964 ... 1963 and 1964 consensus All-Southwest Conference ... For career, caught 144 passes (including then-NCAA-record 70 in 1963) for 2,094 yards with a school-record 19 touchdowns ... Caught school-record 12 balls in 1963 against Texas ... Baylor Athletic Hall of Fame member.

GREG PIPES
DEFENSIVE TACKLE
1967 — AP (FIRST TEAM), AFCA (FIRST TEAM)

A 1965, 1966 and 1967 letterman ... 1967 SWC Fort Worth Kiwanis Club Sportsmanship Award ... 1966 and 1967 consensus All-Southwest Conference ... Baylor Athletic Hall of Fame member.

ALL-AMERICANS

ROGER GOREE
DEFENSIVE TACKLE
1972 (CONSENSUS) — AP (FIRST TEAM), FWAA (FIRST TEAM)

A 1970, 1971 and 1972 letterman ... Grant Teaff's first consensus All-American ... 1972 *Houston Post* SWC MVP ... 1971 and 1972 consensus All-Southwest Conference ... 1972 SWC Fort Worth Kiwanis Club Sportsmanship Award ... Baylor Athletic Hall of Fame member.

DERREL LUCE
LINEBACKER
1974

1972, 1973 and 1974 letterman ... 1974 consensus All-Southwest Conference ... Baylor Athletic Hall of Fame member.

AUBREY SCHULZ
CENTER
1974 — FWAA (FIRST TEAM)

A 1973 and 1974 letterman ... 1974 consensus All-Southwest Conference ... In 1974, Baylor was 8-4 and Southwest Conference champion and lost to Penn State 41-20 in the 1975 Cotton Bowl ... Baylor Athletic Hall of Fame member.

MIKE HUGHES
OFFENSIVE TACKLE
1975

A 1973, 1974 and 1975 letterman ... Baylor Athletic Hall of Fame member.

GARY GREEN
DEFENSIVE BACK
1976 (CONSENSUS) — AP (FIRST TEAM), AFCA (FIRST TEAM), *COLLEGE FOOTBALL NEWS*, FWAA (FIRST TEAM), NEWSPAPER EDITORS ASSOCIATION, *SPORTING NEWS* (FIRST TEAM)

A 1973, 1974, 1975 and 1976 letterman ... Coach Teaff's second consensus All-American ... In 1976, Baylor was 7-3-1 ... In career, tallied seven interceptions and returned 71 punts for 563 yards ... Baylor Athletic Hall of Fame member.

GARY DON JOHNSON
NOSE GUARD
1976

A 1975, 1976, 1978 and 1979 letterman ... 1976 consensus All-Southwest Conference.

MIKE SINGLETARY
LINEBACKER
1978
1979 (CONSENSUS) — AP (FIRST TEAM), AFCA (FIRST TEAM), FWAA (FIRST TEAM), WALTER CAMP FOOTBALL FOUNDATION (FIRST TEAM)
1980 (UNANIMOUS CONSENSUS) — AP (FIRST TEAM), AFCA (FIRST TEAM), FWAA (FIRST TEAM), NEWSPAPER EDITORS ASSOCIATION, *SPORTING NEWS* (FIRST TEAM), UPI, WALTER CAMP FOOTBALL FOUNDATION (FIRST TEAM)

A 1977, 1978, 1979 and 1980 letterman ... Two-time consensus All-America selection was Baylor's second unanimous consensus honoree as a senior in 1980 ... First three-time All-America selection in school history ... Southwest Conference Defensive Player of the Decade for the 1980s ... 1978, 1979 and 1980 consensus All-Southwest Conference ... *Houston Post's* SWC Most Valuable Player in 1979 and 1980 ... First-ever two-time Davey O'Brien Memorial Trophy winner had school-record 662 career tackles, including single-season school-record 232 stops in 1978 ... School-record 33 stops vs. Arkansas in 1978 ... Inducted into both the Texas Sports Hall of Fame and the College Football Hall of Fame in 1995 ... 1998 Pro Football Hall of Fame selection ... Baylor Athletic Hall of Fame member.

FRANK DITTA
DEFENSIVE GUARD
1980 — AP (FIRST TEAM)

A 1978, 1979 and 1980 letterman ... 1980 consensus All-Southwest Conference ... In 1979, Baylor went 8-4 and defeated Clemson 24-18 in the Peach Bowl ... Tabbed 1980 SWC Offensive Player of the Year by the *Dallas Morning News* ... In 1980, Baylor was 10-2 and lost to Alabama in the 1981 Cotton Bowl, 30-2 ... Baylor Athletic Hall of Fame member.

WALTER ABERCROMBIE
RUNNING BACK
1980 — AP (THIRD TEAM)

A 1978, 1979, 1980 and 1981 letterman ... Earned consensus All-Southwest Conference honors in 1980 and 1981 ... Named 1980 *Houston Post* SWC Offensive MVP ... Baylor's all-time leading rusher with 3,665 yards ran for a then-school single-season record 1,187 in 1980 ... Outstanding South Back at 1981 Hula Bowl ... Baylor Athletic Hall of Fame member.

VANN MCELROY
FREE SAFETY
1981 — WALTER CAMP FOOTBALL FOUNDATION (FIRST TEAM)

A 1978, 1979, 1980 and 1981 letterman ... 1981 consensus All-Southwest Conference ... In career, registered a school-record 16 interceptions and 234 tackles ... Baylor Athletic Hall of Fame member.

CHARLES BENSON
DEFENSIVE END
1982 — NEWSPAPER EDITORS ASSOCIATION

A 1979, 1980, 1981 and 1982 letterman ... 1980, 1981 and 1982 consensus All-Southwest Conference ... In career, had 263 tackles, including a school-record 49 for loss ... Baylor Athletic Hall of Fame inductee.

MARK ADICKES
OFFENSIVE TACKLE
1983 — *SPORTING NEWS* (FIRST TEAM)

A 1979, 1981, 1982 and 1983 letterman ... 1983 consensus All-Southwest Conference ... In 1983, Baylor was 7-4-1 and played in the Bluebonnet Bowl ... Baylor Athletic Hall of Fame member.

GERALD MCNEIL
WIDE RECEIVER
1983 — AP (FIRST TEAM), AFCA (FIRST TEAM), NEWSPAPER EDITORS ASSOCIATION

A 1980, 1981, 1982 and 1983 letterman ... 1981, 1982 and 1983 consensus All-Southwest Conference ... *Houston Post's* 1983 SWC Most Valuable Player ... Had 163 career receptions for 2,651 yards and 17 touchdowns ... Against Arkansas in 1981, he caught 10 passes for 197 yards ... Also had 101 career punt returns for 886 yards ... Baylor Athletic Hall of Fame member.

THOMAS EVERETT
FREE SAFETY
1985 — AP (FIRST TEAM), AFCA (FIRST TEAM)
1986 (UNANIMOUS CONSENSUS) — AP (FIRST TEAM), AFCA (FIRST TEAM), FWAA (FIRST TEAM), NEWSPAPER EDITORS ASSOCIATION, SCRIPPS-HOWARD, *SPORTING NEWS* (FIRST TEAM), UPI, WALTER CAMP FOOTBALL FOUNDATION (FIRST TEAM)

1983, 1984, 1985 and 1986 letterman ... 1986 unanimous consensus All-America selection, only third such pick in school history ... 1985 and 1986 consensus All-Southwest Conference ... *Houston Post's* 1985 and 1986 SWC MVP ... Southwest Conference 1986-87 Athlete of the Year ... 1986 Jim Thorpe Award winner ... In career, had 12 interceptions and 325 tackles ... 2006 College Football Hall of Fame inductee ... Baylor Athletic Hall of Fame member.

ALL-AMERICANS

ALL-AMERICANS BY POSITION

OFFENSE
BACKFIELD
1921 Wesley Bradshaw
1933 Joe Jack Pearce
1940 Jack Wilson
1952 Jerry Coody, L.G. Dupre
1960 Ronnie Bull
1961 Ronnie Bull
1980 Walter Abercrombie
2010 Jay Finley
2011 Terrance Ganaway

CENTER
1940 Bob Nelson
1952 Jack Sisco
1974 Aubrey Schulz
2009 J.D. Walton

END
1933 Frank James, Jim Tom Petty
1938 Sam Boyd
1940 Jack Russell
1949 J.D. Ison
1951 Stanley Williams
1963 Lawrence Elkins
1964 Lawrence Elkins

GUARD
1930 Barton Koch
1956 Bill Glass
2012 Cyril Richardson
2013 Cyril Richardson

QUARTERBACK
1938 Billy Patterson
1949 Adrian Burk
1951 Larry Isbell
1963 Don Trull
2011 Robert Griffin III
2012 Nick Florence
2013 Bryce Petty
2014 Bryce Petty

RECEIVER
1983 Gerald McNeil
2011 Kendall Wright
2012 Terrance Williams
2013 Antwan Goodley
2014 Corey Coleman
2015 Corey Coleman

TACKLE
1953 James Ray Smith
1954 James Ray Smith
1975 Mike Hughes
1983 Mark Adickes
2008 Jason Smith
2014 Spencer Drango
2015 Spencer Drango

DEFENSE
BACKS
1976 Gary Green

END
1982 Charles Benson
2014 Shawn Oakman

GUARD
1951 Bill Athey
1980 Frank Ditta

LINE
1991 Robin Jones
1992 Albert Fontenot

LINEBACKER
1974 Derrel Luce
1978 Mike Singletary
1979 Mike Singletary
1980 Mike Singletary
1989 James Francis
2008 Joe Pawelek
2009 Joe Pawelek
2014 Corey Coleman

NOSE GUARD
1976 Gary Don Johnson

SAFETY
1983 Vann McElroy
1985 Thomas Everett
1986 Thomas Everett
1989 Robert Blackmon
1995 Adrian Robinson
2013 Ahmad Dixon

TACKLE
1951 Ken Casner
1967 Greg Pipes
1972 Roger Goree
1991 Santana Dotson
2015 Andrew Billings

SPECIAL TEAMS
PUNTER
2004 Daniel Sepulveda
2005 Daniel Sepulveda
2006 Daniel Sepulveda
2009 Derek Epperson
2013 Spencer Roth

ROBERT BLACKMON

STRONG SAFETY
1989

A 1986, 1987, 1988 and 1989 letterman ... 1987 and 1989 consensus All-Southwest Conference ... 14 career interceptions (including four returned for touchdowns) and 227 tackles ... Baylor Athletic Hall of Fame member.

JAMES FRANCIS

LINEBACKER
1989 — AP (FIRST TEAM), AFCA (FIRST TEAM), *FOOTBALL NEWS, SPORTING NEWS* (FIRST TEAM)

A 1986, 1987, 1988 and 1989 letterman ... 1989 consensus All-Southwest Conference ... *Houston Post's* 1989 SWC Most Valuable Player ... 334 career tackles ... Blocked NCAA season record eight kicks in 1989 ... Baylor Athletic Hall of Fame member.

SANTANA DOTSON

DEFENSIVE TACKLE
1991 (UNANIMOUS CONSENSUS) — AP (FIRST TEAM), AFCA KODAK (FIRST TEAM), *FOOTBALL NEWS*, FWAA (FIRST TEAM), SCRIPPS-HOWARD, *SPORTING NEWS* (FIRST TEAM), UPI (FIRST TEAM), WALTER CAMP FOOTBALL FOUNDATION (FIRST TEAM)

1988, 1989, 1990 and 1991 letterman ... Lombardi Award finalist and unanimous consensus All-American as a senior in 1991 ... Consensus All-Southwest Conference in 1989, 1990 and 1991 ... 1991 SWC Defensive Player of the Year ... *Sports Illustrated* National Player of the Week for his effort against Houston in 1991 ... 30 career tackles-for-loss ... Baylor Athletic Hall of Fame member.

ROBIN JONES

DEFENSIVE END
1991 — AP (THIRD TEAM)

1988, 1989, 1990 and 1991 letterman ... All-Southwest Conference in 1990 and 1991 ... Led Baylor with 11 tackles for loss and seven sacks during 1991 All-America season.

ALBERT FONTENOT

DEFENSIVE END
1992 — AP (SECOND TEAM)

1991 and 1992 letterman ... 1992 consensus All-Southwest Conference selection after totaling 44 tackles, including 14 for loss ... Registered 10 career sacks to rank among BU's all-time leaders ... Fourth-round draft pick of NFL's Chicago Bears ... Enjoyed 10-year NFL career with Bears (1993-96), Colts (1997-98) and Chargers (1999-2002).

ADRIAN ROBINSON

SAFETY
1995 — AFCA (FIRST TEAM)

A 1992, 1993, 1994 and 1995 letterman ... 1994 and 1995 consensus All-Southwest Conference ... Four-time Southwest Conference Player of the Week ... 11 career interceptions.

DANIEL SEPULVEDA

PUNTER
2004 — *PRO FOOTBALL WEEKLY* (FIRST TEAM)
2005 — AP (SECOND TEAM), *SPORTING NEWS* (SECOND TEAM), *RIVALS.COM* (SECOND TEAM), *COLLEGE FOOTBALL NEWS* (THIRD TEAM), *SPORTS ILLUSTRATED* (HONORABLE MENTION)
2006 (UNANIMOUS CONSENSUS) — AP (FIRST TEAM), AFCA (FIRST TEAM), CBS SPORTS, *COLLEGE FOOTBALL NEWS*, ESPN, FWAA (FIRST TEAM), *PRO FOOTBALL WEEKLY, RIVALS.COM, SPORTING NEWS* (FIRST TEAM), *SPORTS ILLUSTRATED*, *SCOUT.COM*, WALTER CAMP FOOTBALL FOUNDATION (FIRST TEAM)

A 2003, 2004, 2005 and 2006 letterman ... Joined team as a walk-on linebacker in 2002, went on to become first-ever two-time Ray Guy Award winner and only the second three-time All-American in school history and first since linebacker Mike Singletary (1978-79-80) ... Ranked second nationally in punting average in 2004 and third in 2005 ... Led nation with a school-record 46.5-yard punting average in 2006 when he earned unanimous consensus All-America recognition and captured his second Ray Guy Award ... 2004 and 2006 Ray Guy Award winner ... Two-time first-team Academic All-America selection (2005 and 2006) recorded 94 career punts of 50-plus yards, an NCAA record, and averaged an NCAA-best 45.24 yards per punt (250 punt minimum) for career ... Baylor Athletic Hall of Fame inductee.

JASON SMITH

OFFENSIVE TACKLE
2008 — FWAA (FIRST TEAM)

A 2005, 2006, 2007 and 2008 letterman ... Arrived at Baylor as a tight end before moving to offensive tackle as a sophomore ... 2008 All-American and unanimous All-Big 12 honoree ... No. 2 overall selection by the St. Louis Rams in 2009 NFL Draft.

ALL-AMERICANS

JOE PAWELEK

LINEBACKER

2008 — *PHIL STEELE* (THIRD TEAM)

2009 — *RIVALS.COM* (SECOND TEAM), *PHIL STEELE* (THIRD TEAM), *COLLEGE FOOTBALL NEWS* (HONORABLE MENTION)

A 2006, 2007, 2008 and 2009 letterman ... 2006, 2008 and 2009 All-Big 12 Conference selection ... 2008 and 2009 CoSIDA Academic All-American ... 2006, 2007, 2008 and 2009 Academic All-Big 12 honoree ... Led Big 12 in tackles in 2008 and led all linebackers nationally with six interceptions ... One of only three linebackers in Division I FBS with at least 100 tackles and at least five interceptions in 2008.

J.D. WALTON

CENTER

2009 — AP (FIRST TEAM)

A 2007, 2008 and 2009 letterman ... 2009 All-Big 12 Conference selection ... 2009 Rimington Trophy finalist ... First AP All-American since Daniel Sepulveda in 2006 and first non-special teams player honored by AP since Santana Dotson in 1991 ... Recorded 112 knockdowns in 12 games as a senior (9.3 per game) ... Earned coaches' grade of 90 percent or higher in nine of 12 games ... Drafted with 80th overall pick in third round of 2010 NFL Draft by Denver Broncos ... Transfer from Arizona State.

DEREK EPPERSON

PUNTER

2009 — *COLLEGE FOOTBALL NEWS* (HONORABLE MENTION), *COLLEGE FOOTBALL INSIDERS* (HONORABLE MENTION)

A 2007, 2008 and 2009 letterman ... 2009 consensus All-Big 12 honoree ... Two-time Ray Guy Award watch list member, semifinalist in 2008 ... Career punting average of 42.4 ranks fourth all-time at Baylor heading into senior season ... Ranks eighth all-time in punting yards (7,168) ... Two-time Academic All-Big 12 honoree ... Punting average of 44.81 ranked sixth nationally and third in Big 12 in 2009.

JAY FINLEY

RUNNING BACK

2010 — *SPORTS ILLUSTRATED* (HONORABLE MENTION)

A 2007, 2008, 2009 and 2010 letterman ... Broke Walter Abercrombie's single-season rushing record with 1,218 rushing yards in 2010 ... Ranked fourth in Big 12 with 93.7 rushing yards per game ... Finished career third in Baylor history with 2,660 rushing yards ... No. 246 overall selection by the Cincinnati Bengals in 2011 NFL Draft.

DANNY WATKINS

OFFENSIVE TACKLE

2010 — *PRO FOOTBALL WEEKLY* (HONORABLE MENTION)

A 2009 and 2010 letterman ... Replaced left tackle position vacated by 2009 NFL Draft No. 2 overall pick Jason Smith ... Played only two seasons of organized football prior to arriving at Baylor ... Anchored offensive line that paved way for 2,530 rushing yards — the most by a Baylor team since 1992 — and sophomore QB Robert Griffin III to throw for school-record 3,501 passing yards ... No. 23 overall selection by the Philadelphia Eagles in 2011 NFL Draft.

TERRANCE GANAWAY

RUNNING BACK

2011 — *SI.COM* (HONORABLE MENTION)

A 2009, 2010 and 2011 letterman ... Replaced school single-season rushing leader Jay Finley and went on to break Finley's mark of 1,218 rushing yards with new school record of 1,547 ... Also set single-season rushing touchdowns record with 21 among 13 school records tied or set ... Finished career ranking fourth in Baylor history with 28 rushing TDs and ninth with 2,042 rushing yards ... Named Valero Alamo Bowl MVP with career-high-tying 200 yards and school-record-tying five TDs ... No. 202 overall selection by the New York Jets in the 2012 NFL Draft.

ROBERT GRIFFIN III

QUARTERBACK

2011 (CONSENSUS) — AP (FIRST TEAM), *CBSSPORTS.COM* (FIRST TEAM), *SI.COM* (FIRST TEAM), *YAHOO!/RIVALS.COM* (FIRST TEAM), FWAA, *SPORTING NEWS*, WALTER CAMP (SECOND TEAM), *PRO FOOTBALL WEEKLY* (HONORABLE MENTION)

A 2008, 2010 and 2011 letterman ... Won school's first-ever Heisman Memorial Trophy ... Won Davey O'Brien National Quarterback Award, Manning Award, National Player of the Year by multiple outlets and Big 12 Offensive Player of the Year ... Led nation in points responsibility (22.15) ... Ranked second nationally in passing efficiency (192.31) and total offense (384.00), third in completion percentage (72.39), fourth in passing TDs (37) and sixth in passing yards (4,293) ... One of three players in FBS history with 10,000+ passing yards (10,366) and 2,000+ rushing yards (2,254) ... Re-wrote Baylor record books with 26 single-season, 20 career and eight single game school marks ... No. 2 overall selection by the Washington Redskins.

KENDALL WRIGHT

WIDE RECEIVER

2011 — *PRO FOOTBALL WEEKLY* (FIRST TEAM), AP (SECOND TEAM), *SI.COM* (SECOND TEAM), *YAHOO!/RIVALS.COM* (SECOND TEAM)

A 2008, 2009, 2010 and 2011 letterman ... Most prolific wide receiver in Baylor history, leaving as all-time leader in receptions (302), receiving yards (4,004) and receiving touchdowns (30) ... Ranked third nationally and led Big 12 with 1,663 receiving yards in 2012 for an average of 127.9 yards per game ... Set or tied 16 school records over four-year career ... Caught at least one pass in all 50 career games and recorded more than 100 yards receiving a school record 19 times ... No. 20 overall selection by the Tennessee Titans in 2012 NFL Draft.

NICK FLORENCE

QUARTERBACK

2012 — *SI.COM* (HONORABLE MENTION)

A 2009, 2010, 2011 and 2012 letterman ... Two-year starter (sophomore in 2010 and senior 2012), led Baylor to dominating win over No. 17 UCLA in 2012 Holiday Bowl ... As senior broke school single-season passing yards mark (4,309), led Big 12 and ranked second nationally in total offense (375.2 yards-per-game) and ranked third nationally in passing yards (331.5 ypg) ... Also led Baylor to historic upset of No. 1 Kansas State in 2012.

CYRIL RICHARDSON

OFFENSIVE GUARD

2012 — AP (SECOND TEAM), *SI.COM* (SECOND TEAM), CBSSPORTS (SECOND TEAM), *PHIL STEELE* (THIRD TEAM)

2013 (UNANIMOUS CONSENSUS) — AFCA (FIRST TEAM), AP (FIRST TEAM), FWAA (FIRST TEAM), *SPORTING NEWS* (FIRST TEAM), WALTER CAMP (FIRST TEAM), *ATHLON SPORTS* (FIRST TEAM), *CBSSPORTS.COM* (FIRST TEAM), *ESPN.COM* (FIRST TEAM), *FOXSPORTS.COM* (FIRST TEAM), *LINDY'S* (FIRST TEAM), *PHIL STEELE* (FIRST TEAM), *SI.COM* (FIRST TEAM), *USA TODAY* (FIRST TEAM)

A 2010, 2011, 2012 and 2013 letterman ... Three-year starter, who played in 51 games with 42 starts ... Only two-time Big 12 Offensive Lineman of the year (2012 and 2013) ... Seventh unanimous All-American in school history during 2013 season ... Won 2013 Jim Parker Award winner and was 2013 Outland Trophy finalist ... Two-time unanimous first-team All-Big 12 selection ... Star of 2013 offensive line that powered nation's No. 1 offense in total yards (618.8 ypg) .... Led team in knockdowns (105 & 89) and coaches grades (89.8 & 89.0) for two straight years ... Drafted in fifth round of 2014 NFL Draft by Buffalo Bills.

ALL-AMERICANS

TERRANCE WILLIAMS

WIDE RECEIVER

2012 (UNANIMOUS CONSENSUS) — AP (FIRST TEAM), WALTER CAMP (FIRST TEAM), FWAA (FIRST TEAM), *SPORTING NEWS* (FIRST TEAM), AT&T/ESPN (FIRST TEAM), *SI.COM* (FIRST TEAM), AFCA (FIRST TEAM), CBSSPORTS (FIRST TEAM), FOX-SPORTSNEXT (FIRST TEAM), *PHIL STEELE* (FIRST TEAM)

A 2009, 2010, 2011 and 2012 letterman ... Unanimous first-team All-American (sixth in school history)... Four-year starter departed BU with eight school records ... Led nation as senior in 2012 in receiving yards (1,832) and yards-per-game (140.9) ... 1,832 receiving yards seventh highest total in NCAA FBS history (second in Big 12 history) ... Set single-game receiving yards mark with 314 at WVU in 2012 ... Ranks on BU career receiving charts: second in TDs (27), second in receiving yards (3,334), second in receptions (202), fifth in yards-per-catch (16.5) ... No. 74 overall selection by the Dallas Cowboys in the 2013 NFL Draft.

AHMAD DIXON

SAFETY

2013 — AFCA (FIRST TEAM), AP (FIRST TEAM), *SPORTING NEWS* (FIRST TEAM), *CBSSPORTS.COM* (FIRST TEAM), *LINDY'S* (SECOND TEAM), *PHIL STEELE* (THIRD TEAM), *SI.COM* (HONORABLE MENTION)

A 2010, 2011, 2012 and 2013 letterman ... Three-year starter, made 288 career tackles, 12 breakups and four interceptions... Started 38 (26 at hybrid LB/DB, 12 at safety) of 50 career games played... As senior, started 12 of 13 games at safety ... Consensus 2013 first-team All-Big 12 selection ... Totaled 81 tackles (53 solo, two for loss), six PBUs, one interception, one forced fumble, one fumble recovery and one blocked kick ... 81 tackles ranked second on squad ... Local Waco native and former prep All-American ... Drafted in seventh round of the 2014 NFL Draft by the Dallas Cowboys.

ANTWAN GOODLEY

WIDE RECEIVER

2013 — *CBSSPORTS.COM* (SECOND TEAM), *ATHLON SPORTS* (THIRD TEAM), *PHIL STEELE* (THIRD TEAM), *SI.COM* (HONORABLE MENTION)

A 2011, 2012 and 2013 letterman ... Starter in all 13 games in junior All-American season ... Totaled 71 catches, 1,339 yards and 13 TDs ... Consensus first-team All-Big 12 selection, semifinalist for Biletnikoff and Earl Campbell Tyler Rose Awards ... Led Big 12 and ranked eighth nationally in receiving TDs (13), second-highest single-season total in school history ... Finished 13th nationally, second in Big 12, with 1,339 receiving yards (103.0/game), third-highest single-season total and average in school history ... Totaled eight 100-yard receiving games, one shy of school record.

BRYCE PETTY

QUARTERBACK

2013 — *ATHLON SPORTS* (SECOND TEAM), *SI.COM* (HONORABLE MENTION)
2014 — *SPORTS ILLUSTRATED* (HONORABLE MENTION)

A 2011, 2012, 2013 and 2014 letterman ... Led school to back-to-back Big 12 Conference championships as two-year starter (21-4 record)... Owner of 31 school, two Big 12 and one NCAA records... Finished seventh in 2013 Heisman voting and 10th in 2014... Two-time All-Big 12 honoree... Threw for 8,195 yards and 62 TDs in 36 career games (25 starts), ran for 338 and 21 TDs... Career interception percentage of 1.18 set NCAA, Big 12 and Baylor records... Set Big 12 and school record for career yards per attempt with 9.7... Ranked second (behind Heisman Trophy winner Robert Griffin III) in prominent career categories of passing yards (8,195), passing TDs (62) and total offense (8,533)... Threw TD in all 25 starts... Winner of 2014 Bobby Bowden Award and inaugural 2013 Earl Campbell Tyler Rose Award... 2013-14 Big 12 Male Athlete of Year... Consensus 2013 Big 12 Offensive Player of Year ... No. 103 overall selection by the New York Jets in the 2014 NFL Draft.

SPENCER ROTH

PUNTER

2013 — *SI.COM* (HONORABLE MENTION)

A 2011, 2012 and 2013 letterman ... Played in 12 of 13 games as primary punter (missed one game due to team not punting) as senior in 2013... Averaged 45.8 yards on 52 punts (2,379 yards), with four 60-yarders, 17 50-yarders, 17 inside-the-20, 20 fair caught and seven touchbacks on season ... Also made kickoff for 47 yards ... 45.75 average led Big 12 and ranked fifth on Baylor's single-season list ... Four punts of 60 yards or longer ranked in seventh-place tie on BU single-season list ... 17 punts of 50 yards or longer ranked 10th on school's single-season chart.

COREY COLEMAN

WIDE RECEIVER

2014 — *SPORTS ILLUSTRATED* (HONORABLE MENTION)
2015 (UNAMIOUS CONSENSUS) — AP (FIRST TEAM), WALTER CAMP (FIRST TEAM), AFCA (FIRST TEAM), FWAA (FIRST TEAM), *SPORTING NEWS* (FIRST TEAM), *SPORTS ILLUSTRATED* (FIRST TEAM), *USA TODAY* (FIRST TEAM), *ATHLON* (FIRST TEAM), ESPN (FIRST TEAM), CBS SPORTS (FIRST TEAM), *PHIL STEELE* (FIRST TEAM), SPORTSONEARTH (FIRST TEAM)

A 2013, 2014 and 2015 letterman ... Unanimous first-team All-American in junior year (eighth in school history) ... School record-holder in career (33) and single-season (20) TD receptions ... 2015 Biletnikoff Award winner ... First player in school history to record two 1,000-yard receiving seasons ... Two-time All-Big 12 honoree… Totaled 3,009 yards and 33 TDs on 173 career receptions in 25 career games played and 28 starts ... Starting receiver in 12 of 13 games in 2015, missed bowl game due to injury … Led nation with 20 receiving TDs (in 12 games), which tied for ninth on NCAA's single-season list and third in Big 12 history … Totaled 1,363 yards (18.4 average) and 20 TDs on 74 receptions ... Played in final 10 games of 2014 ... Totaled 1,119 yards and 11 TDs on 64 receptions ... Drafted No. 15 overall by Clevand Browns in 2016 NFL Draft as first receiver and first player from Texas taken.

SPENCER DRANGO

OFFENSIVE TACKLE

2014 (CONSENSUS) — AP (FIRST TEAM), FWAA (FIRST TEAM), *USA TODAY* (FIRST TEAM), ESPN (FIRST TEAM), *ATHLON* (FIRST TEAM), *LINDY'S* (FIRST TEAM), SCOUT (FIRST TEAM), *PHIL STEELE* (FIRST TEAM), FOX SPORTS (FIRST TEAM), SPORTSONEARTH (FIRST TEAM), WALTER CAMP (SECOND TEAM), *SPORTING NEWS* (SECOND TEAM), CBSSPORTS (FIRST TEAM), *SPORTS ILLUSTRATED* (HONORABLE MENTION)
2015 (UNAMIOUS CONSENSUS) — AP (FIRST TEAM), WALTER CAMP (FIRST TEAM), AFCA (FIRST TEAM), FWAA (FIRST TEAM), *SPORTING NEWS* (FIRST TEAM), *SPORTS ILLUSTRATED* (FIRST TEAM), *USA TODAY* (FIRST TEAM), *ATHLON* (FIRST TEAM), ESPN (FIRST TEAM), CBS SPORTS (FIRST TEAM), *PHIL STEELE* (FIRST TEAM), SPORTSONEARTH (SECOND TEAM)

A 2012, 2013, 2014 and 2015 letterman ... Sixth two-time All-American in school history … Unanimous 2015 All-American as senior (ninth in school history) ... Twice honored as Big 12 Offensive Lineman of Year ... 2015 Outland Trophy finalist and 2014 semi-finalist ... Totaled 211 knockdowns and a career coaches grade of 89.3 percent in 48 games played (started all 48 games of career) ... Three-time All-Big 12 honoree ... Starting left tackle in all 13 games in 2015, led team with 90.4 percent coaches grade and made 53 knockdowns on season ... Leader of offensive line that paved way for nation's No. 2-ranked rushing offense (326.7 ypg) and led Big 12 with 1.15 average sacks allowed ... Named 2015 NFF National Scholar Athlete and finalist for Campbell Trophy (academic Heisman) … Earned first-team Academic All-America honors from CoSIDA … Starting left tackle in all 13 games as junior for Big 12 champions ... Big 12 Co-Offensive Lineman of Year and semi-finalist for Outland Trophy ... Leader of offensive line that powered running game to 215.5 yards per game (second in Big 12) and ranked fourth in league with 1.85 average sacks allowed ... Led squad as six-time Lineman of Week honoree ... Averaged team-high 88.5 percent coaches grade and 39 knockdowns on season ... Drafted in 2016 NFL Draft fifth round (168th overall) by the Clevland Browns.

ALL-AMERICANS

BRYCE HAGER

LINEBACKER

2014 — SPORTSONEARTH (SECOND TEAM)

A 2011, 2012, 2013 and 2014 letterman ... Starting MLB in all 13 games of senior season ... Totaled team-high 114 tackles (76 solo, 12 for loss of 39 yards), eight hurries, two sacks (-15 yards), two forced fumbles, one interception and one PBU ... 5.8 unassisted tackles per game ranked fourth in Big 12 and 23rd nationally ... Ranked fourth in Big 12 in total tackles per game with 8.8 ... Finished career with 202 solo tackles, ranked sixth on school's all-time list... Led Big 12 in tackles (9.5 per game) in 2012, team-leader with 114 in 2014 ... No. 224 overall selection by the St. Louis Rams in the 2014 NFL Draft.

SHAWN OAKMAN

DEFENSIVE END

2014 — AP (THIRD TEAM), *LINDY'S* (THIRD TEAM), *PHIL STEELE* (THIRD TEAM), SPORTSONEARTH (THIRD TEAM), *SPORTS ILLUSTRATED* (HONORABLE MENTION)

A 2013 and 2014 letterman ... Starting defensive end in all 13 games for 2014 Big 12 champions ... Set BU single-season record with 11.0 sacks, ranked 15th nationally (second in Big 12) at 0.85 per-game ... Ranked top 10 nationally in tackles-for-loss (1.5 per-game, 10th) and fumbles recovered (three, 10th, led Big 12) ... Totaled 51 tackles (38 solo), 19.5 tackles for loss (-89 yards), 11.0 sacks (-73 yards), nine QB hurries, three PBUs, three forced fumbles and three fumbles recovered on season.

ANDREW BILLINGS

DEFENSIVE TACKLE

2015 — AP (FIRST TEAM), *ATHLON* (FIRST TEAM), ESPN (FIRST TEAM), SPORTSONEARTH (FIRST TEAM), FWAA (SECOND TEAM), *SPORTING NEWS* (SECOND TEAM), *USA TODAY* (SECOND TEAM), CBS SPORTS (SECOND TEAM), *PHIL STEELE* (SECOND TEAM), *SPORTS ILLUSTRATED* (HONORABLE MENTION)

A 2013, 2014 and 2015 letterman ... 2015 Co-Big 12 Defensive Player of Year and Defensive Lineman of Year .... Totaled 106 tackles (75 solo), 30 tackles for loss (-112 yards), 7.5 sacks (-57 yards) and 15 QB hurries in 36 games in three-year career ... Named Bednarik Award semi-finalist ... Starting nose tackle in 12 of 13 games (missed game due to injury) ... Ranked fifth in Big 12 with 1.17 tackles for loss per game and tied for 11th with 0.46 sacks per game ... Ranked in eighth-place tie on school's single-season TFL chart with 15 ... Totaled 40 tackles (32 solo), 15 TFL (-66 yards), 5.5 sacks (-40 yards), three hurries and one forced fumble on season ... Earned unanimous first-team All-Big 12 honors ... Drafted in fourth round of 2016 NFL Draft by Cincinnati Bengals (122nd overall.

ALL-DECADE TEAMS

PRIOR TO 1921

Center:	J. Johnson
Guards:	J. J. Robertson, Slim Harrell
Tackles:	E. T. "Bull" Adams, Robert Leazor, J. D. Issacs, Jack Roach
Ends:	Styles Leach, John Reid
Quarterback:	Nelson Pruett
Fullbacks:	Theron Fouts, T. P. Robinson
Halfbacks:	Roy Grissom, Yank Wilson, Lucian Roach

1921-1930

Center:	Asa Kirk
Guards:	Barton "Botchey" Koch, Seth "Puny" Witcher
Tackles:	Russell Blailock, Roy Williamson
Ends:	Sam Coates, Barney Burch
Quarterback:	Jake Wilson
Halfbacks:	Wesley Bradshaw, Virgil Gilliland
Fullback:	John S. Tanner

1931-1940

Center:	Robert Nelson
Guards:	Emmett Kriel, Leonard Aiken
Tackles:	Bennett Edwards, Jack Anderson
Ends:	Jack Russell, Sam Boyd
Quarterback:	Billy Patterson
Halfbacks:	Jack Wilson, Lloyd Russell
Fullback:	Carl Braziell

1941-1950

Center:	Lester Gatewood
Guards:	Bill Athey, Donald Mouser
Tackles:	Buddy Tinsley, Luke Welch
Ends:	Gordon Hollon, J. D. Ison
Quarterback:	Adrian Burk
Halfbacks:	George "Gabby" Sims, Buddy Parker
Fullback:	Milton Crain

1951-1959

Center:	Gale Galloway
Guards:	Bill Glass, Clyde Letbetter
Tackles:	James Ray Smith, Ken Casner
Ends:	Stanley Williams, Harold Riley
Quarterback:	Larry Isbell
Halfbacks:	Jerry Coody, Del Shofner
Fullback:	Larry Hickman

1960-1969

OFFENSE

Ends:	Lawrence Elkins, Ken Hodge
Tackles:	Richard Stevens, Buck McLeod, Robert Burk
Guard:	Bill Ferguson
Center:	Bill Hicks
Backs:	Don Trull, Ronnie Bull, Ronnie Goodwin, Pinkie Palmer
Kicker:	Terry Cozby

DEFENSE

Ends:	David Anderson, Donnie Laurence
Tackle:	Greg Pipes
Guards:	Bobby Crenshaw, Herby Adkins, Tommy Reaux
Linebackers:	Butch Maples, Bobby Maples
Backs:	Jacky Allen, Ridley Gibson, Joe Jones
Punter:	Ed Marsh

1970-1979

OFFENSE

Tight End:	Ronnie Lee
Ends:	Tommy Davidson, Phillip Kent
Tackles:	Mike Hughes, Ron Evans
Guards:	David Sledge, Billy Glass
Center:	Aubrey Schulz
Quarterback:	Neal Jeffrey
Running Backs:	Steve Beaird, Walter Abercrombie
Kicker:	Bubba Hicks

DEFENSE

Ends:	Roger Goree, Andrew Melontree
Tackles:	Gary Don Johnson, Joe C. Johnson
Linebackers:	Mike Singletary, Derrel Luce, Shane Nelson
Backs:	Gary Green, Ron Burns, Ken Quesenberry, Tommy Turnipseede
Punter:	Ed Marsh

1980-1989

OFFENSE

Wide Receivers:	Gerald McNeil, Matt Clark
Tackles:	Mark Adickes, Mark Cochran
Guards:	Mark Kirchner, Frank Ditta
Center:	John Adickes
Quarterback:	Cody Carlson
Running Backs:	Walter Abercrombie, Dennis Gentry, Alfred Anderson
Placekicker:	Marty Jimmerson
Player of the Decade:	Cody Carlson

DEFENSE

Ends:	Ervin Randle, Charles Benson
Tackles:	Joe Campbell, Steve Grumbine
Linebackesr:	Mike Singletary, James Francis, Ray Berry
Backs:	Robert Blackmon, Thomas Everett, Vann McElroy, Ron Francis
Punter:	Pete Rutter

1990-1999

OFFENSE

Wide Receivers:	Melvin Bonner. Kalief Muhammad
Tackles:	Fred Miller, Michael Johnson
Guards:	Monte Jones, David Leaks, John Turner
Quarterback:	J.J. Joe
Running Backs:	Jerod Douglas, David Mims, Robert Strait
Placekicker:	Matt Bryant

DEFENSE

Line:	Daryl Gardener, Robin Jones, Santana Dotson, Albert Fontenot
Linebackers:	Le'Shai Maston, LaCurtis Jones, Dean Jackson
Backs:	Michael McFarland. Adrian Robinson, Gary Baxter, George McCullough
Punter:	Ty Atteberry

2000-2009

OFFENSE

Wide Receivers:	Reggie Newhouse, Trent Shelton, Kendall Wright, Dominique Zeigler
Line:	Dan Gay, Greg Jerman, Lequalan McDonald, Jason Smith
Center:	J.D. Walton
Quarterback:	Shawn Bell
Running Backs:	Rashad Armstrong, Paul Mosley

DEFENSE

Line:	A.C. Collier, Ethan Kelley, Jason Lamb, Khari Long
Linebackers:	Justin Crooks, John Garrett, Joe Pawelek
Backs:	Gary Baxter, C.J. Wilson
Safeties:	Willie Andrews, Jordan Lake

SPECIAL TEAMS

Kick Returner:	Willie Andrews
Placekicker:	Ryan Havens
Punter:	Daniel Sepulveda

HONORS

COACHING HONORS

NATIONAL COACH OF THE YEAR
1974 Grant Teaff (AFCA/FWAA)

AFCA REGIONAL COACH OF THE YEAR
1972 Grant Teaff (District VII)
1974 Grant Teaff (District VII)
1980 Grant Teaff (District VII)
2010 Art Briles (Region IV)
2013 Art Briles (Region IV)

SWC COACH OF THE YEAR
1974 Grant Teaff (SWC)
1980 Grant Teaff (SWC)

CHUCK NEINAS
BIG 12 COACH OF THE YEAR
2013 Art Briles

ASSOCIATED PRESS
BIG 12 COACH OF THE YEAR
2013 Art Briles

FOOTBALLSCOOP.COM
OFF. COORDINATOR OF THE YEAR
2013 Philip Montgomery

FOOTBALLSCOOP.COM
RB COACH OF THE YEAR
2013 Jeff Lebby

FOOTBALLSCOOP.COM
WR COACH OF THE YEAR
2015 Tate Wallis

PLAYERS HONORS

HEISMAN TROPHY
2011 Robert Griffin III, QB

HEISMAN TROPHY VOTING
1951 Larry Isbell, QB (7th)
1963 Don Trull, QB (4th)
2011 Robert Griffin III, QB (1st)
2013 Bryce Petty, QB (7th)
2014 Bryce Petty, QB (10th)

BILETNIKOFF AWARD
2015 Corey Coleman, WR

DAVEY O'BRIEN AWARD
1979 Mike Singletary, LB
1980 Mike Singletary, LB
2011 Robert Griffin III, QB

EARL CAMPBELL
TYLER ROSE AWARD
2013 Bryce Petty, QB

MANNING AWARD
2011 Robert Griffin III, QB

JIM PARKER AWARD
2013 Cyril Richardson, OG

JIM THORPE AWARD
1986 Thomas Everett, FS

RAY GUY AWARD
2004 Daniel Sepulveda, P
2006 Daniel Sepulveda, P

RUDY AWARD
1995 Darren Dobbs, PK

BOBBY BOWDEN AWARD
2014 Bryce Petty, QB

CHIC HARLEY AWARD
2011 Robert Griffin III, QB

ALLSTATE AFCA
GOOD WORKS TEAM
2005 Shawn Bell, QB
2011 Robert Griffin III, QB

BIG 12 GOOD WORKS TEAM
2006 Maurice Linguist, OS
2007 Joe Pawelek, LB
2009 Robert Griffin III, QB

BIG 12 COACHES
OFFENSIVE PLAYER OF THE YEAR
2011 Robert Griffin III, QB
2013 Bryce Petty, QB

BIG 12 COACHES
DEFENSIVE PLAYER OF THE YEAR
2015 Andrew Billings, DT

BIG 12 COACHES
OFFENSIVE LINEMAN OF THE YEAR
2012 Cyril Richardson, OG
2013 Cyril Richardson, OG
2014 Spencer Drango, OT
2015 Spencer Drango, OT

BIG 12 COACHES
DEFENSIVE LINEMAN OF THE YEAR
2015 Andrew Billings, DT

BIG 12 COACHES
OFFENSIVE NEWCOMER OF THE YEAR
2012 Lache Seastrunk, RB

BIG 12 COACHES
SPECIAL TEAMS MVP
2006 Daniel Sepulveda, P

BIG 12 COACHES
FRESHMAN OF THE YEAR
2008 Robert Griffin III, QB

BIG 12 COACHES
OFFENSIVE FRESHMAN OF THE YEAR
2017 Charlie Brewer, QB

ASSOCIATED PRESS BIG 12
OFFENSIVE PLAYER OF THE YEAR
2011 Robert Griffin III, QB
2013 Bryce Petty, QB

ASSOCIATED PRESS BIG 12
DEFENSIVE NEWCOMER OF THE YEAR
2006 Joe Pawelek, LB
2014 Taylor Young, LB

ASSOCIATED PRESS BIG 12
OFFENSIVE NEWCOMER OF THE YEAR
2008 Robert Griffin III, QB

ASSOCIATED PRESS
PLAYER OF THE YEAR
2011 Robert Griffin III, QB

SPORTING NEWS
PLAYER OF THE YEAR
2011 Robert Griffin III, QB

YAHOO!/RIVALS.COM
PLAYER OF THE YEAR
2011 Robert Griffin III, QB

AMERICAN PEOPLES ENCYCLOPEDIA
SCHOLASTIC ALL-AMERICA TEAM
1956 Charles Horton, T
Jerry Marcontell, E
Del Shofner, HB

NATIONAL FOOTBALL FOUNDATION
SCHOLAR-ATHLETE
1963 Don Trull, QB
2010 Joe Pawelek, LB
2012 Nick Florence, QB
2015 Spencer Drango, OT

ALL-AMERICANS

ASSOCIATED PRESS

1930	Barton Koch, G	SECOND TEAM
1938	Billy Patterson, QB	SECOND TEAM
1953	James Ray Smith, OT	THIRD TEAM
1956	Bill Glass, OG	FIRST TEAM
1964	Lawrence Elkins, E	FIRST TEAM
1967	Greg Pipes, DT	FIRST TEAM
1972	Roger Goree, DT	FIRST TEAM
1976	Gary Green, DB	FIRST TEAM
1979	Mike Singletary, LB	FIRST TEAM
1980	Frank Ditta, DG	FIRST TEAM
	Mike Singletary, LB	FIRST TEAM
	Walter Abercrombie, RB	THIRD TEAM
1983	Gerald McNeil, WR	FIRST TEAM
1985	Thomas Everett, FS	FIRST TEAM
1986	Thomas Everett, FS	FIRST TEAM
1989	James Francis, LB	FIRST TEAM
1991	Santana Dotson, DT	FIRST TEAM
	Robin Jones, DE	THIRD TEAM
1992	Albert Fontenot, DE	SECOND TEAM
2005	Daniel Sepulveda, P	SECOND TEAM
2006	Daniel Sepulveda, P	FIRST TEAM
2009	J.D. Walton, C	FIRST TEAM
2011	Robert Griffin III, QB	FIRST TEAM
	Kendall Wright, WR	SECOND TEAM
2012	Terrance Williams, WR	FIRST TEAM
	Cyril Richardson, OG	SECOND TEAM
2013	Cyril Richardson, OG	FIRST TEAM
	Ahmad Dixon, S	SECOND TEAM
2014	Spencer Drango, OT	FIRST TEAM
	Shawn Oakman, DE	THIRD TEAM
2015	Andrew Billings, DT	FIRST TEAM
	Corey Coleman, WR	FIRST TEAM
	Spencer Drango, OT	FIRST TEAM

AFCA

1953	James Ray Smith, OT	FIRST TEAM
1956	Bill Glass, OG	FIRST TEAM
1964	Lawrence Elkins, E	FIRST TEAM
1967	Greg Pipes, DT	FIRST TEAM
1976	Gary Green, DB	FIRST TEAM
1979	Mike Singletary, LB	FIRST TEAM
1980	Mike Singletary, LB	FIRST TEAM
1983	Gerald McNeil, WR	FIRST TEAM
1985	Thomas Everett, FS	FIRST TEAM
1986	Thomas Everett, FS	FIRST TEAM
1989	James Francis, LB	FIRST TEAM
1991	Santana Dotson, DT	FIRST TEAM
1995	Adrian Robinson, S	FIRST TEAM
2006	Daniel Sepulveda, P	FIRST TEAM
2012	Terrance Williams, WR	FIRST TEAM
2013	Ahmad Dixon, S	FIRST TEAM
	Cyril Richardson, OG	FIRST TEAM
2015	Corey Coleman, WR	FIRST TEAM
	Spencer Drango, OT	FIRST TEAM

FWAA

1951	Stanley Williams, E	FIRST TEAM
	Larry Isbell, QB	FIRST TEAM
1956	Bill Glass, OG	FIRST TEAM
1963	Don Trull, QB	FIRST TEAM
	Lawrence Elkins, E	FIRST TEAM
1964	Lawrence Elkins, E	FIRST TEAM
1972	Roger Goree, DT	FIRST TEAM
1974	Aubrey Schulz, C	FIRST TEAM
1976	Gary Green, DB	FIRST TEAM
1979	Mike Singletary, LB	FIRST TEAM
1980	Mike Singletary, LB	FIRST TEAM
1986	Thomas Everett, FS	FIRST TEAM
1991	Santana Dotson, DT	FIRST TEAM
2006	Daniel Sepulveda, P	FIRST TEAM
2008	Jason Smith, OT	FIRST TEAM
2011	Robert Griffin III, QB	FIRST TEAM
2012	Terrance Williams, WR	FIRST TEAM
2013	Cyril Richardson, OG	FIRST TEAM
2014	Spencer Drango, OT	FIRST TEAM
2015	Corey Coleman, WR	FIRST TEAM
	Spencer Drango, OT	FIRST TEAM
	Andrew Billings, DT	SECOND TEAM

SPORTING NEWS

1956	Bill Glass, OG	FIRST TEAM
1964	Lawrence Elkins, E	FIRST TEAM
1976	Gary Green, DB	FIRST TEAM
1980	Mike Singletary, LB	FIRST TEAM
1983	Mark Adickes, OT	FIRST TEAM
1986	Thomas Everett, FS	FIRST TEAM
1989	James Francis, LB	FIRST TEAM
1991	Santana Dotson, DT	FIRST TEAM
2005	Daniel Sepulveda, P	SECOND TEAM
2006	Daniel Sepulveda, P	FIRST TEAM
2011	Robert Griffin III, QB	FIRST TEAM
2012	Terrance Williams, WR	FIRST TEAM
2013	Ahmad Dixon, S	FIRST TEAM
	Cyril Richardson, OG	FIRST TEAM
2014	Spencer Drango, OT	SECOND TEAM
2015	Corey Coleman, WR	FIRST TEAM
	Spencer Drango, OT	FIRST TEAM
	Andrew Billings, DT	SECOND TEAM

WALTER CAMP

1956	Bill Glass, OG	FIRST TEAM
1963	Lawrence Elkins, E	FIRST TEAM
1964	Lawrence Elkins, E	FIRST TEAM
1979	Mike Singletary, LB	FIRST TEAM
1980	Mike Singletary, LB	FIRST TEAM
1981	Van McElroy, FS	FIRST TEAM
1986	Thomas Everett, FS	FIRST TEAM
1991	Santana Dotson, DT	FIRST TEAM
2006	Daniel Sepulveda, P	FIRST TEAM
2011	Robert Griffin III, QB	SECOND TEAM
2012	Terrance Williams, WR	FIRST TEAM
2013	Cyril Richardson, OG	FIRST TEAM
2014	Spencer Drango, OT	SECOND TEAM
2015	Corey Coleman, WR	FIRST TEAM
	Spencer Drango, OT	FIRST TEAM

ALL-CONFERENCE

SWC ATHLETE OF THE YEAR
1987 Thomas Everett, FS

BIG 12 ATHLETE OF THE YEAR
2011-12 Robert Griffin III, QB
2013-14 Bryce Petty, QB

BIG 12 SPORTSPERSON OF THE YEAR
2012 Robert Griffin III, QB

***HOUSTON POST* SWC MVP**
1930 Jake Wilson, HB
1937 Billy Patterson, QB
1949 Adrian Burk, QB
1950 Larry Isbell, QB
1956 Bill Glass, G
1960 Ronnie Bull, HB
1963 Don Trull, QB
1972 Roger Goree, DE
1974 Steve Beaird, RB
1979 Mike Singletary, LB
1980 Walter Abercrombie, RB (off.)

HONORS

Mike Singletary, LB (def.)
1983 Gerald McNeil, WR
1985 Tom Muecke, QB (off.)
Thomas Everett, DB (def.)
1986 Thomas Everett, DB
1989 James Francis, LB

ALL-SOUTHWEST CONFERENCE

1916 John Reid, E
Lucian Roach, HB
Theron Fouts, FB
1917 Jack Roach, T
J. Johnson, C
1921 *Russell Blailock, T
*Wesley Bradshaw, HB
John Tanner, FB
1922 *Russell Blailock, T
*"Cop" Weathers, G
*Wesley Bradshaw, HB
*John Tanner, FB
1923 *Roy Williamson, T
1924 *Jack Sisco, G
*Homer "Bear" Walker, G
*Sam Coates, T
*Ralph Pittman, HB
*Bill Coffey, QB
1925 *Sam Coates, E
1926 *Sam Coates, E
1928 *Virgil Gilliland, HB
1929 *Jake Wilson, HB
1930 *Barton "Botchey" Koch, G
Louis Paradeaux, C
*Jake Wilson, QB
1932 *Frank James, E
1933 *Jim Tom Petty, E
*Harold Clem, G
*Joe Jack Pearce, FB
1936 *Owen "Ox" Perry, T
*Lloyd Russell, HB
1937 *Sam Boyd, E
*Billy Patterson, QB
1938 *Sam Boyd, E
*Billy Patterson, QB
1939 *Robert Nelson, C
*Leonard Akin, G
1940 *Jack Russell, E
1942 *Buddy Gatewood, C
*Kit Kittrell, HB
1945 *Richard Johnson, G
1948 *R.P. Tinsley, T
George "Gabby" Sims, HB
*Bentley Jones, G
1949 *Adrian Burk, QB
*J.D. Ison, E
*Donald Mouser, G
Bobby Griffin, DB
Chuck Stone, DL
1950 *Larry Isbell, QB
*Harold Riley, E
Bill Athey, DL
Johnny Curtis, DB
1951 *Larry Isbell, QB
*Stan Williams, E
Ken Casner, DL
*Bill Athey, DL
1952 Jerry Coody, HB
*Jack Sisco, C
*Robert Knowles, T
*Bill Athey, DL
1953 *Jerry Coody, HB
*James Ray Smith, T
1954 *Henry Gremminger, E
*James Ray Smith, T
*Billy Hooper, QB
1955 *Henry Gremminger, E
1956 *Bill Glass, G
*Jerry Marcontell, E
Del Shofner, HB
1957 *Clyde Letbetter, G
1958 *Charles Horton, G
*Larry Hickman, FB
1959 *Albert Witcher, E
1960 Bobby Lane, E
*Arnold Davis, E
*Ronnie Stanley, QB
*Ronnie Bull, HB
1961 *Herby Adkins, G
Bill Hicks, C
1962 *Robert Burk, G
*Ronnie Goodwin, HB
1963 *Don Trull, QB
*Lawrence Elkins, E
*Bobby Crenshaw, T
1964 *Lawrence Elkins, E
1965 *Donnie Laurence, DE
*Mike Bourland, G
1966 *Greg Pipes, DT
1967 *Greg Pipes, DT
1968 *Richard Stevens, OT
Calvin Hunt, C
1969 Ed Marsh, P
1970 *Derek Davis, WR
David Jones, LB
Ed Marsh, P
1971 *Roger Goree, DE
1972 *Roger Goree, DE
Tommy Stewart, DB
1973 *Charles Dancer, WR
1974 Ken Quesenberry, DB
*Neal Jeffrey, QB
*Steve Beaird, RB
*Aubrey Schulz, C
*Ron Burns, DB
*Derrel Luce, LB
Tommy Turnipseed, DB
Phillip Kent, E
1975 *Ron Burns, DB
Ron Lee, TE
1976 Tim Black, LB
Ron Burns, DB
Ron Lee, TE
*Gary Green, DB
Gary Gregory, OT
*Gary Don Johnson, NG
1977 *Ron Burns, DB
1978 Gary Don Johnson, DT
*Mike Singletary, LB
*David Sledge, G
1979 *Billy Glass, G
*Andrew Melontree, DE
*Mike Singletary, LB
1980 *Walter Abercrombie, RB
*Charles Benson, DE
*Joe Campbell, DT
*Frank Ditta, G
*Doak Field, LB
Mike Fisher, WR
*Dennis Gentry, RB
*Jay Jeffrey, QB
*Vann McElroy, DB
Max McGeary, DE
*Mike Singletary, LB
Tommy Tabor, DT
1981 Walter Abercrombie, RB
*Gerald McNeil, WR
Mark Kirchner, G
Bobby Glass, G
*Vann McElroy, DB
*Charles Benson, DE
Tommy Tabor, DT
1982 *Charles Benson, DE
Randy Grimes, C
*Gerald McNeil, WR
1983 *Gerald McNeil, WR
*Mark Adickes, OT
Ervin Randle, DE
Aaron Grant, DB
*Alfred Anderson, RB
Bruce Davis, WR
Cody Carlson, QB
Tom Muecke, QB
1984 *Ervin Randle, DE
Kevin Hancock, LB
Derek Turner, DE
Buzzy Sawyer, P
1985 *Thomas Everett, FS
*Ron Francis, CB
*Steve Grumbine, DT
*Mark Cochran, OT
Tom Muecke, QB
Ray Berry, LB
Matt Clark, WR
*Derek Turner, DE
John Adickes, C
Mark Bates, G
1986 *Thomas Everett, FS
*Ray Berry, LB
Cody Carlson, QB
*Ron Francis, CB
*Steve Grumbine, DT
*John Adickes, C
*Joel Porter, OT
Kevin Marsh, DE
Mark Bates, G
1987 *Robert Blackmon, DB
*Brad Goebel, QB
Joel Porter, OT
Ray Crockett, DB
1988 Robert Blackmon, DB
Gary Joe Kinne, LB
1989 *James Francis, LB
*Robert Blackmon, DB
*Pete Rutter, P
*Santana Dotson, DT
1990 *Monte Jones, G
*Santana Dotson, DT
*Mike Welch, DB
Robin Jones, DL
*Reggie Howard, DL
Charles Bell, DB
1990 John Turnpaugh, G
Curtis Hafford, LB
1991 *Melvin Bonner, WR
*Santana Dotson, DT
*Monte Jones, G
Robin Jones, DE
Marcus Lowe, DT
Michael McFarland, SS
*Le'Shai Maston, OLB
*David Mims, TB
Alonzo Pierce, TE
*John Turnpaugh, G
Scott Baehren, C
Robert Strait, FB
1992 *Melvin Bonner, WR
*David Leaks, G
*Albert Fontenot, DE
Le'Shai Maston, LB
J.J. Joe, QB
1993 *David Leaks, G
Fred Miller, OT
Steve Strahan, DT
Chris Lewis, S
1994 *Fred Miller, OT
*LaCurtis Jones, LB
*Adrian Robinson, SS
Ben Bronson, WR
Ty Atteberry, P
Scotty Lewis, DE
1995 Fred Miller, OT
Jerod Douglas, RB
Adrian Robinson, S
Daryl Gardener, DE
LaCurtis Jones, LB
Kalief Muhammad, WR

* — unanimous selection

COACHES ALL-BIG 12

1996 Ty Atteberry, P (1st)
Kalief Muhammad, RS (1st)
George McCullough, DB (2nd)
1997 Kyle Atteberry, P (3rd)
1998 Kyle Atteberry, P (2nd)
Gary Baxter, DB (2nd)
Derrick Fletcher, OL (2nd)
Derrius Thompson, WR (3rd)
1999 Gary Baxter, DB (3rd)
Darrell Bush, RB (3rd)
2000 Gary Baxter, DB (2nd)
Adam Stiles, P (3rd)
2001 Greg Jerman, OL (2nd)
Adam Stiles, P (2nd)
Reggie Newhouse, WR (3rd)
A.C. Collier, DL (3rd)
2002 Reggie Newhouse, WR (2nd)
Ethan Kelley, DL (3rd)
2003 John Garrett, LB (2nd)
Daniel Sepulveda, P (2nd)
Robert Quiroga, KR (3rd)
Rashad Armstrong, RB (3rd)
2004 Daniel Sepulveda, P (1st)
Willie Andrews, RS (1st)
2005 Willie Andrews, OS (1st)
Daniel Sepulveda, P (2nd)
Dominique Zeigler, WR (2nd)
2006 Daniel Sepulveda, P (1st)
Joe Pawelek, LB (2nd)
Dominique Zeigler, WR (2nd)
2007 Jordan Lake, FS (2nd)
2008 Jordan Lake, FS (1st)
Joe Pawelek, LB (1st)
Jason Smith, OT (1st)
2009 Derek Epperson, P (1st)
Jordan Lake, FS (2nd)
Joe Pawelek, LB (2nd)
J.D. Walton, C (2nd)
2010 Robert Griffin III, QB (2nd)
Phil Taylor, DT (2nd)
Danny Watkins, OT (2nd)
Kendall Wright, IR (2nd)
2011 Robert Griffin III, QB (1st)
Terrance Ganaway, RB (1st)
*Kendall Wright, WR (1st)
Philip Blake, OL (1st)
Robert T. Griffin, OL (2nd)
Nicolas Jean-Baptiste, DL (2nd)
2012 Cyril Richardson, OG (1st)
Terrance Williams, WR (1st)
Bryce Hager, LB (2nd)
Ivory Wade, C (2nd)
2013 Ahmad Dixon, S (1st)
Spencer Drango, OL (1st)
Antwan Goodley, WR (1st)
Eddie Lackey, LB (1st)
Chris McAllister, DE (1st)
Bryce Petty, QB (1st)
Tevin Reese, WR (1st)
Cyril Richardson, OG (1st)
Spencer Roth, P (1st)
Lache Seastrunk, RB (1st)

HONORS

2014 Andrew Billings, DL (1st)
Spencer Drango, OL (1st)
Shock Linwood, RB (1st)
Shawn Oakman, DL (1st)
Corey Coleman, WR (2nd)
Bryce Hager, LB (2nd)
Bryce Petty, QB (2nd)
Spencer Roth, P (2nd)
2015 Andrew Billings, DL (1st)
Spencer Drango, OL (1st)
Corey Coleman, WR (1st)
Xavien Howard, DB (1st)
Jarrell Broxton, OL (2nd)
KD Cannon, WR (2nd)
Kyle Fuller, OL (2nd)
Shock Linwood, RB (2nd)
Shawn Oakman, DL (2nd)
2016 KD Cannon, WR (1st)
Kyle Fuller, C (1st)
K.J. Smith, DE (1st)
Patrick Levels, DB (2nd)
2017 Denzel Mims, WR (2nd)

ASSOCIATED PRESS ALL-BIG 12
1996 Ty Atteberry, P (1st)
Kalief Muhammad, RS (2nd)
Dean Jackson, LB (3rd)
George McCullough, DB (3rd)
1998 Kyle Atteberry, P (2nd)
Gary Baxter, DB (2nd)
2000 Gary Baxter, DB (1st)
2001 Adam Stiles, P (2nd)
Reggie Newhouse, WR (2nd)
2002 Reggie Newhouse, WR (2nd)
2004 Daniel Sepulveda, P (1st)
Willie Andrews, RS (2nd)
Justin Crooks, LB (2nd)
Maurice Lane, FS (2nd)
2005 Daniel Sepulveda, P (1st)
Maurice Lane, FS (2nd)
C.J. Wilson, CB (2nd)
2006 Daniel Sepulveda, P (1st)
C.J. Wilson, CB (2nd)
2007 Jordan Lake, FS (2nd)
Joe Pawelek, LB (2nd)
2008 Jordan Lake, FS (1st)
Joe Pawelek, LB (1st)
Jason Smith, OT (1st)
2009 Derek Epperson, P (1st)
Jordan Lake, FS (1st)
Joe Pawelek, LB (1st)
2010 Byron Landor, S (1st)
Danny Watkins, OT (1st)
Phil Taylor, DT (2nd)
2011 Robert Griffin III, QB (1st)
Kendall Wright, WR (1st)
Philip Blake, C (2nd)
Terrance Ganaway, RB (2nd)
2012 Cyril Richardson, OG (1st)
Terrance Williams, WR (1st)
Bryce Hager, LB (2nd)
Eddie Lackey, LB (2nd)
2013 Antwan Goodley, WR (1st)
Eddie Lackey, LB (1st)
Bryce Petty, QB (1st)
Cyril Richardson, OG (1st)
Spencer Roth, P (1st)
Lache Seastrunk, RB (1st)
Ahmad Dixon, S (2nd)
Spencer Drango, OL (2nd)
Bryce Hager, LB (2nd)
Chris McAllister, DE (2nd)
Levi Norwood, AP (2nd)
Tevin Reese, WR (2nd)
2014 Andrew Billings, DL (1st)
Corey Coleman, WR (1st)
Spencer Drango, OL (1st)
Shawn Oakman, DL (1st)
Orion Stewart, DB (1st)
Bryce Hager, LB (2nd)
Shock Linwood, RB (2nd)
Bryce Petty, QB (2nd)
Spencer Roth, P (2nd)
2015 Andrew Billings, DL (1st)
Jarrell Broxton, OL (1st)
Spencer Drango, OL (1st)
Corey Coleman, WR (1st)
Xavien Howard, DB (1st)
Kyle Fuller, OL (2nd)
Shock Linwood, RB (2nd)
2016 Orion Stewart, DB (1st)
KD Cannon, WR (2nd)
Kyle Fuller, C (2nd)

SWC/FORT WORTH KIWANIS CLUB SPORTMANSHIP AWARD
1960 Herby Adkins, G
1964 Bobby Maples, QB
1967 Greg Pipes, DT
1972 Roger Goree, DE
1974 Neal Jeffrey, QB
1985 Tom Muecke, QB
1986 Cody Carlson, QB
1993 J.J. Joe, QB

TEAM AWARDS

Editor's Note: Team awards not given after 2010

OFFENSIVE MVP
2003 Rashad Armstrong
2004 Marques Roberts
2005 Paul Mosley
Dominique Zeigler
2006 Shawn Bell
2007 * (see note below)
2008 Robert Griffin III
2009 David Gettis
J.D. Walton
2010 Danny Watkins
Jay Finley

DEFENSIVE MVP
2003 John Garrett
2004 Justin Crooks
2005 Colin Allred
Willie Andrews
2006 Maurice Linguist
2007 * (see note below)
2008 Joe Pawelek
2009 Jason Lamb
Joe Pawelek
2010 Byron Landor
Phil Taylor

SPECIAL TEAMS MVP
2003 Daniel Sepulveda
2004 Daniel Sepulveda
2006 Daniel Sepulveda
2007 * (see note below)
2008 Derek Epperson
2009 Terrance Williams
Andrew Judy
2010 Derek Epperson
Antonio Johnson

** — Team Co-MVP awarded to Joe Pawelek, Jordan Lake in 2007*

SCOUT TEAM MVP
2004 Vincent Rhodes
Jason Smith
2005 Joe Pawelek
Sam Sledge
2006 Dominique Criss
Zach Jones
2007 Ryan Roberts
Andrew Judy

OFFENSIVE BEAR SQUAD AWARD
2008 Jake Jackson
Terrance Williams
2009 Taylor Douthit
Glasco Martin
2010 Jordan Najvar

DEFENSIVE BEAR SQUAD AWARD
2008 Gary Mason Jr
Rodney Chadwick
2009 Chris McAllister
Courtney Green
2010 T.C. Robinson
Courtney Green

OFFSEASON MVP
2008 Jason Smith
Thomas White
2009 Sam Sledge
2010 Chance Casey

HIGHEST TEAM GPA
2004 John Martin

TEAM ACADEMIC AWARD
2005 Glen Oskin
2006 Joe Pawelek
2007 Joe Pawelek

ACADEMIC EXCELLENCE AWARD (OFFENSE)
2009 Nick Florence
2010 Troy Baker

ACADEMIC EXCELLENCE AWARD (DEFENSE)
2008 Joe Pawelek
2009 Joe Pawelek
2010 Matt Ritchey

ACADEMIC EXCELLENCE AWARD (SPECIAL TEAMS)
2009 Logan Lanier

KYLE WOODS AWARD
2003 Stephen Sepulveda
2004 Anthony Krieg
Michael Tolbert
2005 Maurice Lance
2006 Daniel Sepulveda
2007 Nick Moore
2008 Kirby Freeman
2009 Jason Lamb
2010 Mikail Baker
Robert Griffin III

"MR. TEAM" AWARD
2008 Jason Smith

BEST DEFENSIVE SKILL PLAYER
2003 Maurice Lance
2004 Willie Andrews
2005 C.J. Wilson
2006 Anthony Arline
C.J. Wilson
2007 Josh Bell

MOST IMPROVED PLAYER
2003 Phil Tran
2004 Terrance Parks

MOST IMPROVED PLAYER (OFFENSE)
2003 Shane Williams
2005 Jason Smith
2006 Thomas White
2007 Dan Gay IV

MOST IMPROVED PLAYER (DEFENSE)
2005 Jamaal Harper
2006 Jason Lamb
2007 Jake LaMar

BEST OFFENSIVE LINEMAN
2003 Cedric Fields
2004 Joseph DeWoody
2005 Evan Stone
2007 Jason Smith
J.D. Walton

BEST DEFENSIVE LINEMAN
2003 Dominick Cravens
2004 Khari Long
2005 Montez Murphy
2007 Jason Lamb
Vincent Rhodes

BEST DEFENSIVE FRONT PLAYER
2006 Joe Pawelek

HONORS

BAYLOR LEGENDS

2002 Thomas Everett
Bill Glass
Joe Jack Pearce
JJ Joe
Walter Abercrombie
Don Trull
2003 Roger Goree
Lawrence Elkins
Cotton Davison
Alfred Anderson
Cody Carlson
Jim Ray Smith
Ricky Thompson
2004 Stanley Williams
David Sledge
Grant Teaff
Gerald McNeil
Santana Dotson
Neal Jeffrey
2005 Dennis Gentry
Gary Joe Kinne
Jay Jeffrey
Van McElroy
Mike Singletary
2006 Ronnie Bull
Robin Jones
Frank Ditta
Ray Berry
Ray Crockett
Ronnie "Bo" Lee
Darrel Luce
2007 Derek Turner
Adrian Robinson
Gale Galloway
Harold Riley
Jerry Marcontell
Mark Adickes
2008 Larry Hickman
Gary Don Johnson
Aubrey Schulz
Brad Goebel
Charles Benson
Donnie Laurence Sr.
2009 Gary Green
Greg Pipes
Tom Muecke
Mike Welch
Kalief Muhammad
2010 John Westbrook
Jerry Harrison
Gary Baxter
Doak Field
Reggie Newhouse
2011 Al Witcher
Mike Bourland
LaShai' Maston
Andrew Mellontree
Radar Holt
Tommy Tabor
2012 Ed Marsh
C.O. Brocato
Frank Pollard
Jerod Douglas
Robert Blackmon
2013 Honoring all 2000's (Aug. 31)
Honoring all 1990's (Sept. 7)
Honoring all 1980's (Sept. 21)
Honoring all 1970's (Oct. 5)
Honoring all 1960's (Oct. 19)
Honoring all 1950's (Dec. 7)
2014 C. J. Wilson
Joel Porter
Mark Cochran
Al Fonteno
Trent Shelton
2015 Billy Glass, Jr.
Kris Micheaux
James Francis
Maurice Lane
Daniel Sepulveda
2016 Steve Grumbine
John Westbrook
Jason Smith
Jordan Lake
Joe Pawelek
2017 Michael McFarland
2017 SWC HOF Inductees
J.D. Walton
David Mims
John Adickes

ACADEMIC HONORS

CAPITAL ONE
ACADEMIC ALL-AMERICA

1961	Ronnie Bull, HB	
1962	Don Trull, QB	
1963	Don Trull, QB	
1974	Tommy Turnipseede, LB	SECOND TEAM
1976	Cris Quinn, DE	FIRST TEAM
1986	Matt Clark, WR	SECOND TEAM
1987	Matt Clark, WR	SECOND TEAM
1989	Mike Welch, DB	FIRST TEAM
1990	Mike Welch, DB	FIRST TEAM
1991	J.J. Joe, QB	SECOND TEAM
1992	J.J. Joe, QB	SECOND TEAM
1993	J.J. Joe, QB	SECOND TEAM
1996	Ty Atteberry, P	FIRST TEAM
2005	Daniel Sepulveda, P	FIRST TEAM
2006	Daniel Sepulveda, P	FIRST TEAM
2008	Joe Pawelek, LB	SECOND TEAM
2009	Joe Pawelek, LB	SECOND TEAM
2010	Derek Epperson, P	SECOND TEAM
2011	Robert Griffin III, QB	SECOND TEAM
2012	Nick Florence, QB	FIRST TEAM
2014	Troy Baker, OL	SECOND TEAM
	Collin Brence, NB	SECOND TEAM
2015	Spencer Drango, OT	FIRST TEAM

CAPITAL ONE
ACADEMIC ALL-DISTRICT VI

2004 Daniel Sepulveda, P (2nd)
2005 Daniel Sepulveda, P
Shawn Bell, QB
2006 Daniel Sepulveda, P
2007 Joe Pawelek, LB
2008 Joe Pawelek, LB
2009 Derek Epperson, P
Jason Lamb, DL
Joe Pawelek, LB
2010 Derek Epperson, P
Terrance Ganaway, RB
Robert Griffin III, QB

CAPITAL ONE
ACADEMIC ALL-DISTRICT VII

2011 Robert Griffin III, QB
2012 Nick Florence, QB
2013 Spencer Drango, OL
2014 Troy Baker, OL
Collin Brence, NB
2015 Spencer Drango, OT

NCAA POSTGRADUATE SCHOLARSHIP AWARD

1965 Michael Kennedy
1966 Edward Whiddon
1987 Matt Clark

BIG 12 POSTGRADUATE SCHOLARSHIP AWARD

2004 John Martin, WR
2005 Stephen Sepulveda, LB
2013 Nick Florence, QB

BIG 12 SCHOLAR ATHLETE OF THE YEAR

2012 Nick Florence, QB

GTE ACADEMIC ALL-SWC

1987 Matt Clark, SE
Joel Porter, OT
Keith Rose, DE
1988 Gary Hays, LB
Larry Vasbinder, OG
Mike Welch, FS
1989 Gary Hays, LB
Larry Vasbinder, OG
Mike Welch, FS
1990 Mike Welch, FS
1991 J.J. Joe, QB
1992 J.J. Joe, QB
1993 J.J. Joe, QB
John Turner, C
Jason Young, CB
1994 Ty Atteberry, K
Donnie Laurence, TE
Adrian Robinson, SS
1995 Ty Atteberry, K
Dean Jackson, LB
Donnie Laurence, TE
John Turner, C

ACADEMIC ALL-BIG 12

FIRST TEAM

1996 Kyle Atteberry, K
Ty Atteberry, P
Mark Cogdill, WR
1997 Don Arroyo, LB
Kyle Atteberry, P
Chris Chmelar, TE
Mark Cogdill, WR
1998 Kyle Atteberry, P
Jason Lary, LB
Jason Lichte, TE
Andrew Obriotti, TE
Darwin Scott, DB
Brian Sutton, DL
1999 Kyle Atteberry, P
Mark Cogdill, WR
Travis Hicks, DL
Jason Lary, LB
Jason Lichte, TE
Andrew Obriotti, TE
Justin Snow, DE
2000 Jason Lary, LB
Andrew Obriotti, TE
Lance O'Steen, WR
Christopher Schoessow, LB
2001 Greg Cicero, QB
Luke Groth, TE
John Martin, WR
Stephen Sepulveda, LB
Joshua Zachry, QB
2002 Greg Cicero, QB
T.J. Helmcamp, OL
John Martin, WR
Stephen Sepulveda, LB
2003 Daniel Sepulveda, P
Stephen Sepulveda, LB
2004 John Martin, WR
Mike Miller, TE
Daniel Sepulveda, P
2005 Colin Allred, LB
Shawn Bell, QB
Lee Chandler, WR
Ben Hixson, LB
Jake LaMar, OS
Jon Piorkowski, OS
Daniel Sepulveda, P
Phil Tran, RB
2006 Shawn Bell, QB
Thad Boatner, OG
Alex Cammack, PK
Andrew Heard, WR
Ben Hixson, LB
Jake LaMar, Rov
Jason Lamb, DE
Joe Pawelek, LB
Ralph Rodriguez, CB
Daniel Sepulveda, P
James Todd, CB
2007 Ben Hixson, LB
Desmond Jenkins, Rov
Michael Machen, QB
Joe Pawelek, LB
Ralph Rodriguez, CB
Ted Tanner, OT
2008 Derek Epperson, P
Ty Findley, LB
Ben Hixon, LB
Jacoby Jones, RB
Tyler King, LB
Jason Lamb, DE
Zak Mitchell, WR
Joe Pawelek, LB
Ryan Roberts, QB
Zac Scotton, DE
John David Weed, IR
2009 Krys Buerck
Casey Cooper
Tyler Deloach
Derek Epperson, P
Nick Florence, QB
Jake Jackson
Jason Lamb, DE
Logan Lanier
Joe Pawelek, LB
Lanier Sampson, WR
Sam Sledge, FB
2010 Derek Epperson, P
Terrance Ganaway, RB
Robert Griffin III, QB
Jake Jackson, OL
Logan Lanier, LB
Erik Wolfe, TE
2011 Robert Griffin III, QB
Jake Jackson, OL
Jordan Najvar, TE
Matt Ritchey, LB
Erik Wolfe, FB
2012 Troy Baker, OL
Rhett Butler, TE
Spencer Drango, OL
Nick Florence, QB
Clay Fuller, WR
Jake Jackson, OL
Kevin Park, DE
Bryce Petty, QB
Jordan Najvar, TE
Matt Ritchey, TE
Brody Trahan, LB
2013 Troy Baker, OL
Collin Brence, NB
Rhett Butler, TE
Spencer Drango, OL
Clay Fuller, WR
Jordan Najvar, TE
Jason Osei, OL
2014 Troy Baker, OL
Collin Brence, NB
Terell Brooks, DL
Spencer Drango, OL
Drew Earnest, DS
Andrew Frerking, QB
Clay Fuller, WR

HONORS

Kevin Mitchell, DB
Blake Muir, OL
Silas Nacita, RB
Jason Osei, OL
Bryce Petty, OL
Cal Spangler, WR
2015 Sprencer Drango, OL
Cole Edmiston, WR
Tyler Jaynes, NB
B.J. Jordan, LS
Blake Muir, OL
2016 Blake Blackmar, OL
Cole Edmiston, WR
Tyler Jaynes, WR
Chris Lutzel, LS
Blake Murphy, WR
2017 Blake Blackmar, OL
Kyle Boyd, FB
Jonathan Hockman, WR
Iain Hunter, LB
Tyler Jaynes, WR
Lenoy Jones, LB
Marques Jones, WR
Chad Kelly, LB
Pat Lawrence, OL
Chris Lutzel, LS
Jairon McVea, S
Blake Murphy, WR

SECOND TEAM
1996* Dean Jackson, LB
Robert Mason, LB
1997* Matt Bryant, K
Garner Simpkins, WR
1998* Luke Nichols, OL
Garner Simpkins, WR
1999 Randy Davis, WR
Jon Erickson, OL
Lanis O'Steen, WR
Darwin Scott, DB
2000 Derrick Pearcy, OL
Daniel Andino, K
Hindley Brigham, DB
Travis Hicks, DL
Jon Erickson, OL
2001 Andrew Obriotti, TE
Lanis O'Steen, WR
Derrick Pearcy, OL
Randy Davis, WR
Travis Hicks, DL
Jon Erickson, OL
Daniel Andino, K
Shane Williams, TE
2002 Bobby Darnell, WR
Randy Davis, DB
Derrick Pearcy, OL
Travis Hicks, DL
Jonathan Golden, RB
Luke Groth, TE
Josh Zachry, QB
2003 Matt Waller, DS
Tyler Lindstrom, OS
2004 Colin Allred, LB
Shawn Bell, QB
Joseph DeWoody, OL
Ryan Jeffrey, WR
David Schieck, DB
Michael Tolbert, LB
2005 Jordan Adams, IR
Josh DeSisto, P
Bennett Hoefer, FS
Ryan Jeffrey, WR
Mike Miller, C
Alton Widemon, CB
2006 Jordan Adams, IR
Bennett Hoefer, FS
Jordan Lake, FS
Maurice Linguist, OS
Nick Myatt, DS
Mario Price, RB
Alton Widemon, CB
2007 Jordan Adams, IR
Dominque Criss, CB
Jake La Mar, Rov
Jordan Lake, S
Jason Lamb, DE
Mike Miller, C
Alton Widemon,
2008 Krys Buerck, WR
Jake La Mar, S
Jordan Lake, S
Sam Shalala, LB
Sam Sledge, FB
2009 James Barnard, OL
Cameron Kaufhold, OL
Ben Parks, K
Zac Scotton, DE
Dary Stone, K
2010 Chris Buford, DT
Ahmad Jenkins, CB
Chris McAllister, LB
Ben Parks, PK
Zac Scotton, DE
Andrew Sumpter, WR
Brody Trahan, QB/H
2011 Thomas Draper, WR
Terrance Ganaway, RB
Cameron Kaufhold, OL
Ben Parks, PK
Brody Trahan, LB/H
2012 Alex Bonilla, OL
Trevor Clemons-Valdez, DL
Levi Norwood, WR
Marcus Santa Cruz, DS
Michael Valdez, WR
Chris Winkler, PK
2013 Sam Holl, NB
Stefan Huber, C
Eddie Lackey, LB
Chris McAllister, DE
Bryce Petty, QB
Brody Trahan, LB
2014 Trevor Clemons-Valdez, DL
Lynx Hawthorne, WR
Jimmy Landes, DS
Levi Norwood, WR
2015 Trevor Clemons-Valdez, TE
Lynx Hawthorne, WR
Jimmy Landes, LS
2016 Chris Callahan, PK
JaMycal Hasty, RB
Lynx Hawthorne, RB
Lenoy Jones Jr., LB
Pat Lawrence, OL
Verkedric Vaughns, DB
Iain Hunter, LB
Ross Matiscik, LS
Keith Orcutt, OL
Xavier Phillips, LB
2017 Micheal Johnson, DT
Clint Kelly, H
Ross Matiscik, LS
Obim Okeke, RB
Wyatt Schrepfer, RB
Zach Smith, QB
Verkedric Vaughns, S

* — honorable mention selection; later became second team

BIG 12 OFFENSIVE PLAYER OF THE WEEK
2002 Jonathan Golden, RB (Sept. 7)
2006 Shawn Bell, QB (Oct. 23)
2007 Blake Szymanski, QB (Sept. 10)
2008 Robert Griffin III, QB (Sept. 15)
2009 Nick Florence, QB (Nov. 9)
2010 Robert Griffin III, QB (Oct. 24)
2011 Robert Griffin III, QB (Sept. 6)
Robert Griffin III, QB (Nov. 21)
Terrance Ganaway, RB (Nov. 28)
Robert Griffin III, QB (Dec. 5)
2012 Lache Seastrunk, RB (Dec. 3)
2013 Lache Seastrunk, RB (Oct. 7)
Shock Linwood, RB (Nov. 11)
Bryce Petty, QB (Nov. 18)
2014 Seth Russell, QB (Sept. 8)
Bryce Petty, QB (Oct. 13)
Corey Coleman, WR (Nov. 10)
2015 Corey Coleman, WR (Sept. 14)
Seth Russell, QB (Oct. 19)
KD Cannon, WR (Nov. 23)

BIG 12 DEFENSIVE PLAYER OF THE WEEK
2001 Samir Al-Amin, S (Nov. 24)
2004 Willie Andrews, S (Sept. 27)
2005 Colin Allred, LB (Nov. 21)
2006 Dwain Crawford (Oct. 2)
2007 Jordan Lake, FS (Sept. 24)
2008 Joe Pawelek, LB (Nov. 17)
2009 Joe Pawelek, LB (Sept. 8)
2010 Byron Landor, S (Oct. 18)
Byron Landor, S (Nov. 1)
2011 Elliot Coffey, LB (Nov. 14)
Sam Holl, S (Dec. 5)
2012 Joe Williams, CB (Nov. 19)
Eddie Lackey, LB (Nov. 26)
Eddie Lackey, LB (Dec. 3)
2013 Terrell Burt, S (Sept. 23)
Eddie Lackey, LB (Oct. 21)
KJ Morton, CB (Dec. 9)
2014 Shawn Oakman, DE (Nov. 24)
2015 Shawn Oakman, DE (Oct. 26)
Andrew Billings, DT (Nov. 23)

BIG 12 SPECIAL TEAMS PLAYER OF THE WEEK
2003 Robert Quiroga, WR (Nov. 10)
2004 Braelon Davis, CB (Sept. 27)
Willie Andrews, S (Nov. 1)
2005 Ryan Havens, PK (Oct. 10)
Daniel Sepulveda, P (Nov. 21)
2006 Daniel Sepulveda, P (Nov. 6)
2010 Derek Epperson, P (Nov. 1)
2011 Aaron Jones, PK (Sept. 6)
2014 Terrell Burt, S (Oct. 6)
Chris Callahan, PK (Nov. 10)
2017 Connor Martin, PK (Sept. 25)

ALL-STAR GAMES

Editor's Note: Year listed when game played

EAST-WEST SHRINE
1930 Barton Koch, G
Jake Wilson, E
1939 Sam Boyd, E
William Patterson, QB
1941 Robert Nelson, C
1942 Jack Wilson, B
1943 Bobo Barnett, G
1946 Richard Johnson, G
Jack Price, B
1951 Frank Boydstun, B
1954 Jerry Coody, B
Cotton Davidson, QB
1955 Henry Gremminger, E
Weldon Holley, B
1956 Bill Glass, G
1957 Bobby Jack Oliver, T
1958 Larry Cowart, C
Larry Hickman, B
Charles Horton, G
Clyde Letbetter, T
1960 Al Witcher, E
1961 Ronnie Bull, B
Bobby Lane, E
1962 Robert Burk, G
Ronnie Goodwin, B
James Maples, C
1963 Robert Crenshaw, T
Dalton Hoffman, B
Don Trull, QB
1965 Lawrence Elkins, E
1971 Gary Sutton, DT
1977 Grant Teaff, Head Coach
*Gary Green, DB
Gary Gregory, OT
Mark Jackson, QB
1980 Gary Don Johnson, DT
Arland Thompson, OT
1981 Joe Campbell, DT
1984 Alfred Anderson, RB
1986 Kevin Hancock, LB
Ervin Randle, DE
Grant Teaff, Coach
1987 Ray Berry, LB
Ron Francis, DB
Grant Teaff, Coach
1988 Joel Porter, OT
1989 Bobby Sign, C
1990 Robert Blackmon, DB
James Francis, LB
1991 Mike Welch, DB
1992 Santana Dotson, DT
Robin Jones, DE
1993 Le'Shai Maston, LB
1996 Gary Bandy, LB
Fred Miller, OT
2006 Willie Andrews, OS
2007 C.J. Wilson, CB
2009 Dan Gay, OT
2010 Carter Brunelle, DS
Joe Pawelek, LB
2012 Nicolas Jean-Baptiste, DL
2014 Jordan Najvar, TE
2015 Bryce Hager, LB
Spencer Roth, P

* — outstanding defensive player

SENIOR BOWL
1950 J.D. Ison, E
Rupert Wright, T
1951 Frank Boydstun, B
George Cook, E
1952 Ken Casner, T
Stanley Williams, E
1953 Bill Athey, G
1955 L. G. Dupre, B
James Ray Smith, T
1957 Bill Glass, G
Del Shofner, B
1958 Clyde Letbetter, T
1959 Buddy Humphrey, QB
1961 Arnold Davis, E
1962 *Ronnie Bull, B
Ken Hays, G
1964 Bobby Crenshaw, T
1967 Dwight Hood, DT
**Terry Southall, QB
1968 Greg Pipes, DL
1977 Gary Green, B
1979 Ronnie Lee, TE
1980 Gary Don Johnson, DL
1982 Dennis Gentry, RB
1984 Mark Adickes, OT
1987 Ray Berry, LB

HONORS

Cody Carlson, QB
Ron Francis, DB
1989 Ray Crockett, DB
Bobby Sign, OL
Daryl Gardener, DE
Adrian Robinson, S
Derrick Fletcher, OT
1992 Jeff Ireland, K
1994 Melvin Bonner, WR
1995 Scotty Lewis, DE
1996 Gary Bandy, LB
1997 George McCullough, DB
1999 Nikia Codie, DB
2000 Dwight Johnson, DT
2001 Gary Baxter, DB
2007 Daniel Sepulveda, P
2009 #Jason Smith, OT
2010 J.D. Walton, C
2011 Phil Taylor, DT
Danny Watkins, OT
2012 Philip Blake, C
Terrance Ganaway, RB
Kendall Wright, IR
2013 Terrance Williams, WR
2014 Ahmad Dixon, S
#Tevin Reese, WR
Cyril Richardson, OG
2015 Antwan Goodley, WR
Bryce Petty, QB
2016 Spencer Drango, OT
Jimmy Landes, LS
Jay Lee, WR
Shawn Oakman, DE*

- DNP
* - Outstanding Player
** - Outstanding South Back

THE COLLEGE ALL STAR BOWL
2013 Kelvin Palmer, OL

COLLEGE GRIDIRON SHOWCASE
2015 Levi Norwood, WR

AMERICAN BOWL GAME
Note: No longer played
1971 Ron Evans, OT
1976 Rell Tipton, G

BLUE-GRAY GAME
Note: No longer played
1942 Buddy Gatewood, C
1944 Jack Russell, B
1945 Jack Russell, B
1961 Tommy Minter, B
1962 Burt Tate, B
1965 Harlan Lane, E
Bill Ferguson, G
Donnie Laurence, E
1966 Terry Southall, QB
Tommy Smith, E
Paul Becton, FL
Dwight Hood, DT
1967 Greg Pipes, DL
Billy Hayes, S
1969 Calvin Hunt, C
1972 Roger Goree, DE
1973 Gary Lacy, B
Richard Mason, OT
Charles Dancer, SE
Grant Teaff, Head Coach
1975 Ricky Thompson, E
John Oliver, DL
Ken Quesenberry, S
Bubba Hicks, K
Mike Hughes, OT
Grant Teaff, Head Coach
1976 Tim Black, LB
Gary Gregory, OT
1979 Billy Glass, G
1981 Tommy Tabor, DT
1982 Mark Kirchner, G
Charles Benson, DE
Travis Selph, DE
Randy Grimes, C
1983 Bruce Davis, WR
Allen Rice, RB
1984 Paul Mergenhagen, DT
Ervin Randle, DE
1989 Pete Rutter, P
1991 Reggie Howard, DT
1994 David Leaks, G
1995 Gary Bandy, LB
Adrian Robinson, S
1998 Matt Bryant, K
Nikia Codie, S
1999 Dwight Johnson, DT
2001 Jon Erickson, OL
Adam Stiles, P
2003 Cedric Fields, C
Guy Morriss, Head Coach
Brent Pease, Asst. Coach

CANADIAN-AMERICAN BOWL
Note: No longer played
1978 Steve Howell, B

EASTHAM ENERGY/ CASINO DEL SOL
Note: No longer played
2011 Tim Atchison, FS
Brad Taylor, TE
2013 Chance Casey, CB
Daryl Stonum, WR

***CHICAGO TRIBUNE* ALL-STAR GAME**
Note: No longer played
1939 Billy Patterson, QB
1941 Robert Nelson, C
1946 Jack Russell, B
1949 George Sims, B
1950 J.D. Ison, E
Adrian Burk, QB
1951 Frank Boydstun, B
1953 Bill Athey, G
1954 Cotton Davidson, QB
1955 L.G. Dupre, B
James Ray Smith, T
1956 Jim Taylor, C
1957 Del Shofner, B
1958 Bobby Jack Oliver, T
1959 Larry Hickman, B
Buddy Humphrey, QB
1962 Bobby Ply, B
Ronnie Bull, B

COACHES ALL-AMERICA GAME
Note: No longer played
1962 Bobby Lane, E
Bobby Ply, B
1963 James Maples, LB
1964 Don Trull, QB
1965 Lawrence Elkins, E
1968 Greg Pipes, DT
1973 Roger Goree, DE
1975 Phillip Kent, E
Neal Jeffrey, QB
Derrell Luce, LB
Grant Teaff, Head Coach
1977 Tim Black, LB

DIXIE CLASSIC
Note: No longer played
1931 Jake Wilson, QB
Barton Koch, G
Louis Paradeaux, C
S.L. Witcher, T
Morley Jennings, Coach

HULA BOWL
Note: No longer played
1954 Jerry Coody, B
1959 Larry Hickman, B
1960 Al Witcher, E
1963 Ronnie Goodwin, B
1964 James Ingram, E
Don Trull, QB
1965 *Lawrence Elkins, E
1969 Richard Stevens, T
1973 Roger Goree, DE
1979 Ronnie Lee, TE
1981 Mike Singletary, LB
Doak Field, LB
1982 **Walter Abercrombie, RB
Vann McElroy, DB
1983 Charles Benson, DE
1984 Mark Adickes, OT
1986 Mark Cochran, OT
1987 Cody Carlson, QB
Thomas Everett, FS
1989 Ray Crockett, DB
Charles Perry, RB
Bobby Sign, C
Grant Teaff, Coach
1990 Robert Blackmon, DB
James Francis, LB
1991 Charles Bell, DB
1992 Santana Dotson, DT
Alonzo Pierce, TE
Grant Teaff, Coach
1993 Melvin Bonner, WR
Albert Fontenot, DL
1996 Fred Miller OT
LaCurtis Jones, LB
1997 Kalief Muhammad, WR
2000 Kyle Atteberry, K
2001 Tyshaun Whitson, OL
2004 Rashad Armstrong, RB
2005 Jonathan Evans, RB
Khari Long, DE
2006 Colin Allred, LB
Montez Murphy, DE
2007 Anthony Arline, CB

* — Outstanding Lineman
** — Most Valuable Player

INTA JUICE NORTH-SOUTH
Note: No longer played
2007 Trent Shelton, WR
Dominique Zeigler, WR

JAPAN BOWL
Note: No longer played
1980 Gary Don Johnson, DT
Arland Thompson, OT
1981 Doak Field, LB
Mike Singletary, LB
1982 Walter Abercrombie, RB
Vann McElroy, DB
1983 Randy Grimes, C
Vic Vines, DB
1984 Alfred Anderson, RB
Gerald McNeil, WR
1986 Derek Turner, DE
1987 John Adickes, C
Steve Grumbine, DT
1988 Joel Porter, OT
1989 Charles Perry, RB
1990 Mark Bass, OL
1993 John Turnpaugh, G
Lee Miles, SE

LAS VEGAS CLASSIC
Note: No longer played
2004 Derrick Cash, OS
2005 Quintin Outland, OL

MEDAL OF HONOR BOWL
Note: No longer played
2013 Jordan Najvar, TE

NORTH-SOUTH SHRINE GAME
Note: No longer played
1949 Buddy Attaway, C
Don Mouser, G
J.D. Ison, E
Adrian Burk, QB
Rupert Wright, T
Chuck Stone, G
Gene Huebner, C
Bobby Griffin, E
Bob Woodruff, Coach
1952 Bill Athey, G
1958 *Buddy Humphrey, QB
1959 Al Witcher, E
1976 David Stevens, E
Mike Nelms, B

* Most Valuable Player

ROTARY/VILLAGES GRIDIRON CLASSIC
Note: No longer played
1999 Derrius Thompson, WR
2002 Samir Al-Amin, DB
2004 Ethan Kelley, DL
Reggie Newhouse, WR
2005 Jonathan Evans, RB
Quintin Outland, OL

TEXAS VS. THE NATION
Note: No longer played
2007 #Shaun Bell, QB
*Paul Mosley, RB
Trent Shelton, WR
2009 David Gettis, WR
Jordan Lake, FS
2011 Derek Epperson, P
Jay Finley, RB
2013 #Nick Florence, QB
Lanear Sampson, WR
Ivory Wade, C

— DNP
* — Outstanding Offensive Player

BEARS IN THE NFL

As of August 10, 2017

ABERCROMBIE, Walter, RB – Pittsburgh Steelers (1982-87), Philadelphia Eagles (1988-89)
Note: Spent 1989 season on injured reserve
ADICKES, John, C – Chicago Bears (1987-88), Minnesota Vikings (1989)
ADICKES, Mark, G – Kansas City Chiefs (1986-89), Washington Redskins (1990-91)
AKIN, Len, G – Chicago Bears (1942)
ALLEN, Jackie, DB – Oakland Raiders (1969), Buffalo Bills (1970-71), Philadelphia Eagles (1972)
ALLRED, Colin, LB – Tennessee Titans (2007-10)
ANDERSON, Alfred, RB – Minnesota Vikings (1984-91)
ANDERSON, Morris, WR – San Francisco 49ers (1999)
ANDREWS, Willie, DB – New England Patriots (2006-07)
ARTMORE, Rodney, DB – Green Bay Packers (1999)
ATCHISON, Tim, DB – St. Louis Rams (2011)

BAKER, Mikail, S – St. Louis Rams (2011), Kansas City Chiefs (2012)
Note: Spent 2011 season on injured reserve
BARNETT, Solon, T – Green Bay Packers (1945-46)
BAXTER, Gary, DB – Baltimore Ravens (2001-04), Cleveland Browns (2005-07)
BELL, Josh, CB — Denver Broncos (2008), Green Bay Packers (2009-10)
Note: Spent 2010 season on injured reserve
BENSON, Charles, DE – Miami Dolphins (1983-84), Indianapolis Colts (1985), Detroit Lions (1987)
BERRY, Ray, LB – Minnesota Vikings (1987-92), Seattle Seahawks (1993)
BIGGS, Riley, C – New York Giants (1926-27)
BILLINGS, Andrew, DT – Cincinnati Bengals (2016-17)
BISHOP, Keith, OL – Denver Broncos (1980, 1982-89)
BLACK, Tim, LB – St. Louis Cardinals (1977)
BLACKMON, Robert, DB – Seattle Seahawks (1990-96), Indianapolis Colts (1997-98)
BLAILOCK, Russ, T/G – Milwaukee Badgers (1923), Akron Pros (1925)
BLAKE, Philip, C – Denver Broncos (2012)
BONNER, Melvin, WR – Denver Broncos (1993-94)
BOYD, Sam, E – Pittsburgh Steelers (1939-40)
BRADSHAW, Charlie, T – Los Angeles Rams (1958-60), Pittsburgh Steelers (1961-66), Detroit Lions (1967-68)
BRADSHAW, Wes, B – Rock Island Independents (1924), Buffalo Rangers (1926)
BRAZELL, Carl, QB — Cleveland Rams (1938)
BRONSON, Ben, WR – Indianapolis Colts (1995)
BROWN, Thomas, DE – Philadelphia Eagles (1980), Cleveland Browns (1981, 1983)
BROXTON, Jarell, OG – Baltimore Ravens (2016)
BRYANT, Matt, K – New York Giants (2002-03), Indianapolis Colts (2004), Miami Dolphins (2004), Tampa Bay Buccaneers (2005-08), Atlanta Falcons (2009-17)
BULL, Ronnie, B – Chicago Bears (1962-70), Philadelphia Eagles (1971)
BURK, Adrian, B – Baltimore Colts (1950), Philadelphia Eagles (1951-56)

CARLSON, Cody, QB – Houston Oilers (1987-94)
CASEY, Chance, CB – Oakland Raiders (2013)
CASNER, Ken, T – Los Angeles Rams (1952)
COCHRAN, Mark, T – San Francisco 49ers (1987)
CODIE, Nakia, DB – Pittsburgh Steelers (2000)
COLEMAN, Anthony, DB – Dallas Cowboys (1987)
COLEMAN, Corey, WR – Cleveland Browns (2016-17)
COLEMAN, Lincoln, RB – Dallas Cowboys (1993-94), Atlanta Falcons (1996)
COLLINS, Kirk, CB – Los Angeles Rams (1982-83)
CRAIG, Dobie, FL/WR/HB – Oakland Raiders (1962-63), Houston Oilers (1964)
CRAIN, Milt, FB – Boston Yanks (1944)
CROCKETT, Ray, CB – Detroit Lions (1989-93), Denver Broncos (1994-00), Kansas City Chiefs (2001-02)
DAVIDSON, Cotton, QB – Baltimore Colts (1954, 1957), Dallas Texans (1960-62), Oakland Raiders (1962-66, 1968)
DAVIS, Bruce, WR – Cleveland Browns (1984), San Diego Chargers (1987)
DAVIS, Preston, CB – Indianapolis Colts (1984-86)
DAVIS, Sonny, LB – Dallas Cowboys (1961)
DICKSON, Paul, DT – Los Angeles Rams (1959), Dallas Cowboys (1960), Minnesota Vikings (1961-70), St. Louis Cardinals (1971)
DIXON, Ahmad, S – Dallas Cowboys (2014), Chicago Bears (2014), Minnesota Vikings (2014)
DOTSON, Santana, DT – Tampa Bay Buccaneers (1992-95), Green Bay Packers (1996-2001)
DOUGLAS, Leland, WR – Miami Dolphins (1987)
DOWDEN, Steve, T – Green Bay Packers (1952)
DRANGO, Spencer, OL – Cleveland Browns (2016-17)
DUPRE, Chuck, DB – New York Jets (1960)
DUPRE, L.G., RB – Baltimore Colts (1955-59), Dallas Cowboys (1960-61)

EDWARDS, Bill, G – New York Giants (1941-42, 1946)
ELKINS, Lawrence, WR – Houston Oilers (1965-68)
EVANS, Jonathan, RB — Buffalo Bills (2007-08)
EVERETT, Thomas, S – Pittsburgh Steelers (1987-91), Dallas Cowboys (1992-93), Tampa Bay Buccaneers (1994-95)

FIELD, Doak, LB – St. Louis Cardinals (1982)
FISHER, Mike, WR – St. Louis Cardinals (1981)
FLETCHER, Derrick, OG – New England Patriots (1999), Washington Redskins (2000), Carolina Panthers (2002), Jacksonville Jaguars (2003-05)
FONTENOT, Albert, DE – Chicago Bears (1993-96), Indianapolis Colts (1997-98), San Diego Chargers (1999-02)
FRANCIS, James, LB – Cincinnati Bengals (1990-98), Washington Redskins (1999)
FRANCIS, Ron, CB – Dallas Cowboys (1987-90)
FRANK, Malcolm, CB – Seattle Seahawks (1992)
FRANKLIN, Cleveland, RB – Philadelphia Eagles (1977-78), Baltimore Colts (1981-82)
FRONGILLO, John, C – Houston Oilers (1962-66)
FULLER, Kyle, C – Houston Texans (2017)

GANAWAY, Terrance, RB – St. Louis Rams (2012)
GARDENER, Daryl, DT – Miami Dolphis (1996-2001), Washington Redskins (2002), Denver Broncos (2003)
GARMON, Kelvin, OG – Dallas Cowboys (1999-2002), San Diego Chargers (2002-03), Cleveland Browns (2004)
GATEWOOD, Lester, C – Green Bay Packers (1946-47)
GATHERS, Rico, TE – Dallas Cowboys (2016-17)
GAY, Ben, RB – Cleveland Browns (2001)
GENTRY, Dennis, WR – Chicago Bears (1982-92)
GETTIS, David, WR — Carolina Panthers (2010-12)
Note: Spent 2011 season on injured reserve
GLASS, Bill, DE – Detroit Lions (1958-61), Cleveland Browns (1962-68)
GLASS, Billy, OG — Cincinnati Bengals (1980)
GOEBEL, Brad, QB – Philadelphia Eagles (1991), Cleveland Browns (1992-94), Jacksonville Jaguars (1995)
GONSOULIN, Austin, DB – Denver Broncos (1960-66), San Francisco 49ers (1967)
GOODMAN, Aubrey, T – Chicago Cardinals (1927)
GOODSON, Demetri – Green Bay Packers (2014-17)
GOODWIN, Ron, E – Philadelphia Eagles (1963-68)
GORDON, Josh, WR – Cleveland Browns (2012-17)
GREEN, Gary, CB – Kansas City Chiefs (1977-83), Los Angeles Rams (1984-85)
GREMMINGER, Hank, DB – Green Bay Packers (1956-65), Los Angeles Rams (1966)
GRIFFIN, Bobbie, DB – New York Yanks (1951)
GRIFFIN III, Robert, QB – Washington Redskins (2012-15), Cleveland Browns (2016)
GRIMES, Randy, OL – Tampa Bay Buccaneers (1983-92)
HAGER, Bryce, LB – St. Louis Rams (2015), Los Angeles Rams (2016-17)
HAMILTON, Malcolm, LB – Washington Redskins (1998-99)
HANCOCK, Kevin, LB – Indianapolis Colts (1987)
HARTZOG, Howard, T – New York Giants (1928)
HAWTHORNE, Greg, RB – Pittsburgh Steelers (1979-83), New England Patriots (1984-86), Indianapolis Colts (1987)
HICKMAN, Larry, FB – Chicago Cardinals (1959), Green Bay Packers (1960)
HOFFMAN, Dalton, RB – Houston Oilers (1964)
HOGAN, Darrell, LB – Pittsburgh Steelers (1949-53)
HOLT, Robert, WR – Buffalo Bills (1982)
HOWARD, Xavien, CB – Miami Dolphins (2016-17)
HOWELL, Steve, FB – Miami Dolphins (1979-81)
HUMPHREY, Buddy, QB – Los Angeles Rams (1959-60), Dallas Cowboys (1961), St. Louis Cardinals (1963-65), Houston Oilers (1966)
HUNT, Calvin, C – Philadelphia Eagles (1970)

JEFFREY, Neal, QB – San Diego Chargers (1976)
JERMAN, Greg, OT – Miami Dolphins (2002-04), Buffalo Bills (2005)
JOHNSON, Byron, LB – Houston Oilers (1987)
JOHNSON, Dwight, DL – Philadelphia Eagles (2000), New York Giants (2002)
JOHNSON, Gary Don, DT – Baltimore Colts (1980)
JONES, Dave, LB – Houston Oilers (1971)
JONES, Harvey, B – Cleveland Rams (1944-45), Washington Redskins (1947)
JONES, LaCurtis, LB – Tampa Bay Buccaneers (1996)

KELLEY, Ethan, DT – New England Patriots (2003-04), Cleveland Browns (2005-07)
KIRCHNER, Mark, OT/OG – Pittsburgh Steelers (1973), Kansas City Chiefs (1983), Indianapolis Colts (1984, 1986)
KIRK, George, C – Buffalo Rangers (1926)
KOCH, George, RB – Los Angeles Rams (1945)
KRIEL, Emmett, G – Philadelphia Eagles (1939)

LANDES, Jimmy, LS – Detroit Lions (2016)
LANE, Bob, LB – San Diego Chargers (1963-64)
LEE, Ronnie, OT – Miami Dolphins (1979-82, 1984-89), Atlanta Falcons (1983), Seattle Seahawks (1990-92)
LEWIS, Scotty, DT – Chicago Bears (1995)
LITTLETON, Jody, LB – Chicago Bears (2002), Detroit Lions (2003-04), Cleveland Browns (2005)
LONG, Khari, DE – Kansas City Chiefs (2005), Chicago Bears (2005-06), Dallas Cowboys (2007)
LUCE, Derrel, LB – Baltimore Colts (1975-78), Minnesota Vikings (1979-80)
LUCKY, Bill, DT – Green Bay Packers (1955)
LUMMUS, Jack, E – New York Giants (1941)
LUNCEFORD, Dave, T – Chicago Cardinals (1957)

MACK, Cedric, DB – St. Louis/Phoenix Cardinals (1983-90), San Diego Chargers (1991), Kansas City Chiefs (1992), New Orleans Saints (1992-93)
MAPLES, Bobby, LB – Houston Oilers (1965-70), Pittsburgh Steelers (1971), Denver Broncos (1972-78)
MAPLES, James, C – Baltimore Colts (1963)
MARSHALL, Bud, DT – Green Bay Packers (1965), Washington Redskins/Atlanta Falcons (1966), Houston Oilers (1967-68)
MASTERS, Bob, FB – Philadelphia Eagles (1937-38, 1941-43), Pittsburgh Steelers (1939, 1943), Chicago Bears (1943-44)
MASTON, Le'Shai, FB – Houston Oilers (1993-94), Jacksonville Jaguars (1995-96), Washington Redskins (1998)
McADOO, Derrick, RB – St. Louis/Phoenix Cardinals (1987-88), Tampa Bay Buccaneers (1988)
McCORMICK, Len, C – Baltimore Colts (1948)
McCULLOUGH, George, DB – Houston Oilers/Tennessee Titans (1997-2000)
McELROY, Vann, S – Los Angeles Raiders (1982-90), Seattle Seahawks (1990)
McKENZIE, Mike, TE – Philadelphia Eagles (1993)
McNEIL, Gerald, WR/KR – Cleveland Browns (1986-89),

BEARS IN THE NFL

Houston Oilers (1990)
McNEIL, Pat, RB – Kansas City Chiefs (1976-77)
MELONTREE, Andrew, LB – Cincinnati Bengals (1980)
METCALF, Bo, FB – Indianapolis Colts (1984)
MILLER, Fred, OT – St. Louis Rams (1996-99), Tennessee Titans (2000-04), Chicago Bears (2005-07)
MIMS, David, WR – Atlanta Falcons (1993-94)
MINTER, Tom, HB — Buffalo Bills (1962), Denver Broncos (1962)
MURPHY, Montez, DE – Kansas City Chiefs (2006)

NELMS, Mike, KR – Washington Redskins (1980-84)
NELSON, Bob, C – Detroit Lions (1941, 1945), Baltimore Colts (1950)
NELSON, Shane, LB – Buffalo Bills (1977-82)
NEWHOUSE, Reggie, WR – Arizona Cardinals (2003-05), New York Jets (2006)
NICKLAS, Pete, T – Oakland Raiders (1962)

PARRY, Owen, T – New York Giants (1937-39)
PATTERSON, Billy, QB – Chicago Bears (1939), Pittsburgh Steelers (1940)
PAWELEK, Joe, LB – Seattle Seahawks (2010-11)
PETTY, Bryce, QB – New York Jets (2015-17)
PITTMAN, Ralph, WB – Buffalo Rangers (1926)
PLY, Bobby, DB – Dallas Texans/Kansas City Chiefs (1962-67), Buffalo Bills (1967), Denver Broncos (1967)
POLLARD, Frank, RB – Pittsburgh Steelers (1980-88)
PRESTRIDGE, Luke, P – Denver Broncos (1979-83), New England Patriots (1984)

RANDLE, Ervin, LB – Tampa Bay Buccaneers (1985-90), Kansas City Chiefs (1991-92)
REED, Joe, QB – San Francisco 49ers (1972-74), Detroit Lions (1975-79)
REYNOLDS, John, C – Chicago Cardinals (1937)
RICE, Allen, RB – Minnesota Vikings (1984-90), Green Bay Packers (1991)
RICHARDSON, Cyril, OG – Buffalo Bills (2014-15)
ROBINSON, Don, T – Atlanta Falcons (1987)
RUSSELL, Jack, E – New York Yankees (1946-50)

SARGENT, Broderick, FB – St. Louis Cardinals (1986-87), Dallas Cowboys (1989)
SAWYER, Buzz, P – Dallas Cowboys (1987)
SEPULVEDA, Daniel, P – Pittsburgh Steelers (2007-11)
SHELTON, Trent, WR — Indianapolis Colts (2007), Seattle Seahawks (2008), Washington Redskins (2009)
SHOFNER, Del, E – Los Angeles Rams (1957-60), New York Giants (1961-67)
SIMS, George, DB – Los Angeles Rams (1949-50)
SINGLETARY, Mike, LB – Chicago Bears (1981-92)
SMITH, Frankie, CB – Miami Dolphins (1993-95), San Francisco 49ers (1996-97), Chicago Bears (1998-2000)
SMITH, James Ray, OL – Cleveland Browns (1956-62), Dallas Cowboys (1963-64)
SMITH, Jason, OL — St. Louis Rams (2009-11), New York Jets (2012)
SNOW, Justin, TE – Indianapolis Colts (2000-11), Washington Redskins (2012)
STEVENS, Richard, T – Philadelphia Eagles (1970-74)
STOCKEMER, Ralph, RB – Kansas City Chiefs (1987)

TABOR, Tom, DT – Baltimore Colts (1982)
TAYLOR, Jim, LB – Pittsburgh Steelers (1956), Chicago Cardinals (1957-58)
TAYLOR, Phil, DL – Cleveland Browns (2011-14), Washington Redskins (2017)
THOMAS, Johnny, CB – Washington Redskins (1988-90, 1992-94), San Diego Chargers (1989), Cleveland Browns (1995), Philadelphia Eagles (1996)
THOMPSON, Arland, G – Denver Broncos (1980), Green Bay Packers (1981), Baltimore Colts (1982), Kansas City Chiefs (1987)
THOMPSON, Derrius, WR – Washington Redskins (1999-2002), Miami Dolphins (2003-05)
THOMPSON, Reyna, CB – Miami Dolphins (1986-88), New York Giants (1989-92), New England Patriots (1993)
THOMPSON, Ricky, WR – Baltimore Colts (1976-77), Washington Redskins (1978-81), St. Louis Cardinals (1982)
TRULL, Don, QB – Houston Oilers (1964-69), New England Patriots (1967)

WALTON, J.D., C — Denver Broncos (2010-13), Washington Redskins (2013), New York Giants (2014), San Diego Chargers (2015)
WATKINS, Danny, OG – Philadelphia Eagles (2011-12), Miami Dolphins (2013)
WATTON, Chris, OG – Denver Broncos (2003)
WEATHERS, Cop, G – Buffalo Rangers (1926)
WEEKS, Jonathan, LS — Houston Texans (2010-17)
WILLIAMS, Robert, CB – Dallas Cowboys (1987-93), Washington Redskins (1993), Kansas City Chiefs (1993)
WILLIAMS, Stan, DB — Dallas Texans (1952)
WILLIAMS, Terrance, WR — Dallas Cowboys (2013-17)
WILSON, C.J., CB – Carolina Panthers (2007-10), Dallas Cowboys (2011)
WILSON, Jack, RB – Los Angeles Rams (1946-47)
WISENER, Gary, WR – Dallas Cowboys (1960), Houston Oilers (1961)
WITCHER, Albert, DB – Houston Oilers (1960)
WRIGHT, Kendall, WR – Tennessee Titans (2012-16), Chicago Bears (2017)

ZEIGLER, Dominique, WR — San Francisco 49ers (2007-10)

FORMER BEARS IN THE PRO BOWL

1938:	Owen Parry, T	New York Giants
1954:	Adrian Burk, QB	Philadelphia Eagles
1955:	Adrian Burk, QB	Philadelphia Eagles
1958:	Del Shofner, SE	Los Angeles Rams
	Jim Ray Smith, G	Cleveland Browns
1959:	Del Shofner, SE	Los Angeles Rams
	Jim Ray Smith, G	* Cleveland Browns
1960:	Jim Ray Smith, G	Cleveland Browns
1961:	Cotton Davidson, QB	Dallas Texans
	Del Shofner, SE	New York Giants
	Jim Ray Smith, G	* Cleveland Browns
1962:	Bill Glass, DE	Cleveland Browns
	Del Shofner, SE	New York Giants
	Jim Ray Smith, G	* Cleveland Browns
1963:	Charlie Bradshaw, T	Pittsburgh Steelers
	Cotton Davidson, QB	Oakland Raiders
	Bill Glass, DE	Cleveland Browns
	Del Shofner, SE	New York Giants
1964:	Charlie Bradshaw, T	Pittsburgh Steelers
	Bill Glass, DE	Cleveland Browns
1967:	Bill Glass, DE	Cleveland Browns
1968:	Bob Maples, C	Houston Oilers
1980:	Mike Nelms, KR	Washington Redskins
1981:	Gary Green, CB	Kansas City Chiefs
	Mike Nelms, KR	Washington Redskins
1982:	Gary Green, CB	Kansas City Chiefs
	Mike Nelms, KR	Washington Redskins
1983:	Gary Green, CB	Kansas City Chiefs
	Vann McElroy, S	Los Angeles Raiders
	Luke Prestridge, P	Denver Broncos
	Mike Singletary, LB	Chicago Bears
1984:	Vann McElroy, S	Los Angeles Raiders
	Mike Singletary, LB	Chicago Bears
1985:	Gary Green, CB	Los Angeles Rams
	Mike Singletary, LB	Chicago Bears
1986:	Keith Bishop, G	Denver Broncos
	Mike Singletary, LB	Chicago Bears
1987:	Keith Bishop, G	Denver Broncos
	Gerald McNeil, KR	Cleveland Browns
	Mike Singletary, LB	Chicago Bears
1988:	Mike Singletary, LB	Chicago Bears
1989:	Mike Singletary, LB	Chicago Bears
1990:	Mike Singletary, LB	Chicago Bears
	Reyna Thompson, S	New York Giants
1991:	Mike Singletary, LB	Chicago Bears
1992:	Mike Singletary, LB	Chicago Bears
1993:	Thomas Everett, S	Dallas Cowboys
2012:	Robert Griffin III, QB	* Washington Redskins
2013:	Josh Gordon, WR	Cleveland Browns
2016:	Matt Bryant, PK	** Atlanta Falcons

* selected but did not play due to injury | ** selected but did not play due to Super Bowl

PRO FOOTBALL HALL OF FAME

MIKE SINGLETARY • LINEBACKER

Inducted in 1998 ... Played 12 years for the Chicago Bears ... Twice selected NFL Defensive Player of the Year (1985 and 1988) ... Started 172 games for the Bears ... Among the team's top two tacklers in 11 of his 12 seasons ... Eight-time All-Pro (1983-89, 1991), Nine-time All-NFC pick (1983-91) ... Selected to 10 consecutive Pro Bowls ... Compiled 1,488 career tackles (885 solo) ... Elected to the Hall in his first year of eligibility.

NFL DRAFT PICKS

EARLY DRAFT ERA 1936-59

YEAR	RD	PICK	NAME, POS.	TEAM
1937	8	72	John Reynolds, C	Chicago Cardinals
1938	10	82	Emmett Kriel, T	Philadelphia Eagles
1939	3	17	Billy Patterson, QB	Pittsburgh Pirates
	6	41	Sam Boyd, E	Pittsburgh Pirates
1940	7	57	Leonard Akin, G	Chicago Bears
	15	137	Sherm Barnes, E	Chicago Bears
	18	170	Bennett Edwards, T	New York Giants
1941	5	35	Bob Nelson, C	Detroit Lions
	16	147	Wilson Lucas, E	New York Giants
	17	156	Jack Anderson, T	New York Giants
1942	1	2	Jack Wilson, B	Cleveland Rams
	15	133	O'Dell Griffin, G	Philadelphia Eagles
1943	3	22	Jack Russell, E	Pittsburgh Steelers
	8	68	Les Gatewood, C	Green Bay Packers
	10	88	Solon Barnett, G	Green Bay Packers
	15	137	Milt Crain, B	Pittsburgh Steelers
1944	21	213	Kit Kittrell, B	New York Giants
	30	312	Francis Nelson, B	New York Giants
1945	14	134	Solon Barnett, G	Chicago Cardinals
	21	210	J.D. Cheek, G	Chicago Cardinals
1946	17	154	Dick Johnson, C	Chicago Bears
	21	192	Jack Price, B	Boston Yanks
1947	31	288	Bill Stephens, T	Philadelphia Eagles
1948	7	54	Buddy Tinsley, T	Philadelphia Eagles
1949	2	17	George Sims, B	Los Angeles Rams
	21	204	Sammy Pierce, B	Boston Yanks
1950	1	2	Adrian Burk, QB	Baltimore Colts
	11	139	J.D. Ison, E	Chicago Cardinals
	13	169	Rupe Wright, G	Cleveland Browns
	15	186	Gene Huebner, C	Green Bay Packers
	19	237	Bob Griffin, B	New York Bulldogs
	27	340	Mitford Johnson, B	Baltimore Colts
	27	345	Art Sweet, B	New York Giants
	30	391	Dud Parker, B	Philadelphia Eagles
1951	7	79	Frank Boydston, B	Philadelphia Eagles
	14	160	Adrian Burk, QB	Washington Redskins
	17	204	Harold Riley, E	Los Angeles Rams
1952	1	7	Larry Isbell, B	Washington Redskins
	4	40	Ken Casner, T	Los Angeles Rams
	6	64	John Hancock, G	Chicago Cardinals
	8	86	Stan Williams, E	Cleveland Browns
	10	117	Steve Dowden, T	Detroit Lions
	10	121	Luke Welch, T	Los Angeles Rams
	14	164	Gale Galloway, C	Chicago Bears
	21	252	Dick Calhoun, G	Cleveland Browns
	27	320	Bob Reid, B	Chicago Bears
	27	322	Bob Trout, E	Detroit Lions
1953	7	74	Bill Athey, G	Baltimore Colts
	+19	223	Bill Lucky, T	Green Bay Packers
	27	316	C.O. Brocato, C	Chicago Cardinals
	27	323	Jack Sisco, C	Cleveland Browns
1954	1	5	Cotton Davidson, QB	Baltimore Colts
	5	60	Bill Lucky, T	Cleveland Browns
	6	64	James Ray Smith, G	Cleveland Browns
	17	200	Jerry Coody, B	Washington Redskins
	17	201	Bob Knowles, T	Philadelphia Eagles
	26	309	Charley Smith, B	Philadelphia Eagles
1955	3	27	L.G. Dupre, B	Baltimore Colts
	19	227	Allen Jones, B	Chicago Bears
	26	302	Billy Hooper, B	Chicago Cardinals
1956	3	29	Jim Taylor, C	Pittsburgh Steelers
	6	66	Charlie Dupre, B	Chicago Cardinals
	7	80	Hank Gremminger, E	Green Bay Packers
	! 8	90	Dave Lunceford, T	Chicago Cardinals
	13	148	Weldon Holley, B	Pittsburgh Steelers
	20	236	Clyde Ledbetter, T	Green Bay Packers
1957	1	11	Del Shofner, B	Los Angeles Rams
	1	12	Bill Glass, G	Detroit Lions
	7	79	Reuben Saage, B	Baltimore Colts
	8	94	Charlie Bradshaw, T	Los Angeles Rams
	18	206	Billy Kelley, T	Philadelphia Eagles
1958	2	21	Bobby Jack Oliver, T	Chicago Cardinals
	3	26	Larry Cowart, C	Chicago Cardinals
	12	134	Wayne Miller, E	Green Bay Packers
	25	300	Bobby Peters, B	Cleveland Browns
	29	343	Mert Fuquay, E	Pittsburgh Steelers
1959	1	9	Paul Dickson, T	Los Angeles Rams
	2	16	Buddy Humphrey, QB	Los Angeles Rams
	2	18	Charley Horton, G	Detroit Lions
	3	31	Larry Hickman, B	Los Angeles Rams
	8	92	Dick Clark, B	Chicago Bears
	12	139	Bill Pavliska, B	Pittsburgh Steelers
	^13	152	Al Witcher, E	Los Angeles Rams
	+17	203	Austin Gonsoulin, B	New York Giants
	24	284	Bob Spain, T	Chicago Bears

AFL AND NFL DRAFT ERA 1960-66

YEAR	RD	PICK	NAME, POS.	TEAM
1960	17	203	Austin Gonsoulin, B	San Francisco 49ers
	^	—	Austin Gonsoulin, B	Dallas Texans
	^	—	Al Witcher, E	Oakland Raiders
	^	—	Gary Wisener, E	Boston Patriots
1961	^4	29	Sonny Davis, E	Denver Broncos
	4	44	Sonny Davis, WR	Dallas Cowboys
	8	111	John Frongillo, T	Cleveland Browns
	9	119	Pete Nicklas, T	Baltimore Colts
	10	138	Buck McLeod, T	Green Bay Packers
	11	144	Bob Lane, E	Los Angeles Rams
	18	245	Wilson Allison, T	Baltimore Colts
	^20	153	Buck McLeod, T	Denver Broncos
	^20	158	Bob Lane, E	Dallas Texans
	^28	224	John Frongillo, C	Houston Oilers
1962	^1	3	Ronnie Bull, HB	Dallas Texans
	1	7	Ronnie Bull, HB	Chicago Bears
	^5	37	Bobby Ply, DB	New York Titans
	^9	72	Tom Minter, B	San Diego Chargers
	16	216	Bobby Ply, B	Pittsburgh Steelers
	17	235	Herb Harlan, E	Cleveland Browns
	^19	254	Tom Minter, B	Minnesota Vikings
	^30	233	Pete Nicklas, T	Oakland Raiders
1963	9	117	Don Trull, QB	Baltimore Colts
	^11	83	Ronnie Goodwin, B	Buffalo Bills
	12	159	James Maples, C	Baltimore Colts
	^13	101	James Maples, C	Denver Broncos
	^14	111	Don Trull, QB	Houston Oilers
	16	214	Ronnie Goodwin, B	Philadelphia Eagles
1964	^3	22	Bobby Crenshaw, G	Houston Oilers
	11	144	Bobby Crenshaw, G	Dallas Cowboys
	15	117	Bill Simpson, T	Buffalo Bills
1965	^1	2	Lawrence Elkins, E	Houston Oilers
	1	10	Lawrence Elkins, E	Green Bay Packers
	3	41	Bobby Maples, LB	Cleveland Browns
	^4	26	Bobby Maples, C	Houston Oilers
	13	181	Henry Pickett, HB	Cleveland Browns
	15	208	Harlan Lane, E	St. Louis Cardinals
	^*8	—	Henry Pickett, HB	Oakland Raiders
	^*12	—	Harlan Lane, E	Houston Oilers
1966	17	253	Ralph Dunlap, DE	Detroit Lions
	20	297	Willie Walker, E	San Francisco 49ers
	^*3	—	Ralph Dunlap, T	Houston Oilers
	*8	—	Roger Marshall, QB	Houston Oilers

COMMON DRAFT ERA 1967-69

YEAR	RD	PICK	NAME, POS.	TEAM
1967	5	116	Dwight Hood, DT	Green Bay Packers
	6	137	Terry Southall, QB	Baltimore Colts
1968	12	306	Greg Pipes, LB	Buffalo Bills
	15	407	Ridley Gibson, DB	Green Bay Packers
1969	6	153	Jackie Allen, DB	Oakland Raiders

MODERN DRAFT ERA 1970-PRESENT

YEAR	RD	PICK	NAME, POS.	TEAM
1970	11	261	Calvin Hunt, C	Pittsburgh Steelers
	13	318	Richard Stevens, T	Philadelphia Eagles
	13	332	Walter Groth, DT	New York Jets
	17	433	Earl Maxfield, DT	Washington Redskins
1971	11	286	Dave Jones, LB	Baltimore Colts
1972	11	264	Ron Evans, T	Houston Oilers
1973	9	227	Ira Dean, DB	Detroit Lions
	15	365	Roger Goree, LB	Houston Oilers
1975	7	166	Derrel Luce, LB	Baltimore Colts
	7	177	Steve Beaird, RB	St. Louis Cardinals
	7	179	Phillip Kent, RB	Miami Dolphins
	17	423	Neal Jeffrey, QB	San Diego Chargers
1976	5	148	Mike Hughes, G	Washington Redskins
	6	164	Leslie Benson, DE	Buffalo Bills
	8	228	Ricky Thompson, WR	Baltimore Colts
	17	472	Pat McNeil, RB	Kansas City Chiefs

NFL DRAFT PICKS

YEAR	RD	PICK	NAME, POS.	TEAM
1977	1	10	Gary Green, DB	Kansas City Chiefs
	5	129	Gary Gregory, OL	New York Jets
	7	170	Mike Nelms, DB	Buffalo Bills
	7	176	Rell Tipton, G	Green Bay Packers
	7	179	Tim Black, LB	Detroit Lions
	8	202	Cleveland Franklin, RB	Philadelphia Eagles
1978	9	234	Jon Kramer, G	Cleveland Browns
	11	293	Milton Reed, DB	Atlanta Falcons
1979	1	28	Greg Hawthorne, RB	Pittsburgh Steelers
	3	65	Ron Lee, TE	Miami Dolphins
	4	107	Steve Howell, RB	Miami Dolphins
	7	188	Luke Prestridge, P	Denver Broncos
1980	4	86	Bill Glass Jr., G	Cincinnati Bengals
	4	103	Arland Thompson, G	Chicago Bears
	6	157	Keith Bishop, G	Denver Broncos
	6	159	Andrew Melontree, LB	Cincinnati Bengals
	7	168	Gary Don Johnson, DT	Cincinnati Bengals
	7	176	Kirk Collins, DB	Los Angeles Rams
	11	302	Thomas Brown, DE	Philadelphia Eagles
	11	305	Frank Pollard, RB	Pittsburgh Steelers
	12	329	Howard Fields, DB	Philadelphia Eagles
1981	2	38	Mike Singletary, LB	Chicago Bears
	6	161	Robert Holt, WR	Buffalo Bills
	7	192	Doak Field, LB	Philadelphia Eagles
	8	198	Mike Fisher, WR	St. Louis Cardinals
	9	232	Frank Ditta, G	Chicago Bears
1982	1	12	Walter Abercrombie, RB	Pittsburgh Steelers
	3	64	Vann McElroy, DB	Oakland Raiders
	4	89	Dennis Gentry, RB	Chicago Bears
1983	2	44	Cedric Mack, CB	St. Louis Cardinals
	2	45	Randy Grimes, C	Tampa Bay Buccaneers
	3	76	Charles Benson, DE	Miami Dolphins
	4	106	Bo Scott Metcalf, DB	Pittsburgh Steelers
	7	191	Mark Kirchner, G	Pittsburgh Steelers
	10	279	Geff Gandy, LB	Washington Redskins
	12	312	David Mangrum, QB	Philadelphia Eagles
1984	@1	5	Mark Adickes, T	Kansas City Chiefs
	@2	44	Gerald McNeil, WR	Cleveland Browns
	2	50	Bruce Davis, WR	Cleveland Browns
	3	67	Alfred Anderson, RB	Minnesota Vikings
	5	140	Allen Rice, RB	Minnesota Vikings
1985	3	64	Ervin Randle, LB	Tampa Bay Buccaneers
	4	90	Kevin Hancock, LB	Detroit Lions
	10	273	Pat Coryatt, DT	Chicago Bears
1986	9	247	Reyna Thompson, CB	Miami Dolphins
	11	283	Mark Cochran, T	Houston Oilers
1987	2	39	Ron Francis, CB	Dallas Cowboys
	2	44	Ray Berry, LB	Minnesota Vikings
	3	64	Cody Carlson, QB	Houston Oilers
	4	94	Thomas Everett, DB	Pittsburgh Steelers
	6	154	John Adickes, C	Chicago Bears
	7	192	Johnny Thomas, CB	Washington Redskins
1988	10	273	Joel Porter, G	Chicago Bears
1989	4	86	Ray Crockett, CB	Detroit Lions
	10	277	John Simpson, WR	Chicago Bears
1990	1	12	James Francis, LB	Cincinnati Bengals
	2	34	Robert Blackmon, DB	Seattle Seahawks
1991	9	243	Charles Bell, DB	Washington Redskins
1992	4	104	Frankie Smith, DB	Atlanta Falcons
	5	132	Santana Dotson, DE	Tampa Bay Buccaneers
	10	260	Marcus Lowe, DT	Cleveland Browns
	11	294	Lee Miles, WR	Miami Dolphins
	11	297	Robin Jones, DE	Atlanta Falcons
1993	4	112	Albert Fontenot, DE	Chicago Bears
	6	154	Melvin Bonner, WR	Denver Broncos
1994	6	171	Robert Strait, RB	Cleveland Browns
1995	6	188	Steve Strahan, DT	Carolina Panthers
	@	–	David Mims, WR	Carolina Panthers
1996	1	20	Daryl Gardener, DT	Miami Dolphins
	4	125	LaCurtis Jones, LB	Miami Dolphins
	5	141	Fred Miller, OT	St. Louis Rams
	5	164	Gary Bandy, DE	Atlanta Falcons
	7	232	Adrian Robinson, DB	Indianapolis Colts
1997	5	143	George McCullough, CB	Tennessee Oilers
1999	5	154	Derrick Fletcher, G	New England Patriots
	7	243	Kelvin Garmon, G	Dallas Cowboys
2001	2	62	Gary Baxter, DB	Baltimore Ravens
2003	7	243	Ethan Kelley, DT	New England Patriots
2005	6	199	Khari Long, DE	Kansas City Chiefs
2006	7	229	Willie Andrews, DB	New England Patriots
2007	4	112	Daniel Sepulveda, P	Pittsburgh Steelers
	7	226	C.J. Wilson, DB	Carolina Panthers
2009	1	2	Jason Smith, OT	St. Louis Rams
2010	3	80	J.D. Walton, C	Denver Broncos
	6	198	David Gettis, WR	Carolina Panthers
2011	1	21	Phil Taylor, DT	Cleveland Browns
	1	23	Danny Watkins, OT	Philadelphia Eagles
	7	216	Mikail Baker, DB	St. Louis Rams
	%7	246	Jay Finley, RB	Cincinnati Bengals
2012	1	2	Robert Griffin III, QB	Washington Redskins
	1	20	Kendall Wright, WR	Tennessee Titans
	4	108	Philip Blake, C	Denver Broncos
	%6	202	Terrance Ganaway, RB	New York Jets
	%6	203	Robert T. Griffin, OG	New York Jets
	@2	–	Josh Gordon, WR	Cleveland Browns
2013	3	74	Terrance Williams, WR	Dallas Cowboys
2014	5	153	Cyril Richardson, OG	Buffalo Bills
	6	186	Lache Seastrunk, RB	Washington Redskins
	6	197	Demetri Goodson, CB	Green Bay Packers
	7	240	Tevin Reese, WR	San Diego Chargers
	7	248	Ahmad Dixon, S	Dallas Cowboys
2015	4	103	Bryce Petty, QB	New York Jets
	7	224	Bryce Hager, LB	St. Louis Rams
2016	1	15	Corey Coleman, WR	Cleveland Browns
	2	38	Xavien Howard, CB	Miami Dolphins
	4	122	Andrew Billings, NT	Cincinnati Bengals
	5	168	Spencer Drango, OT	Cleveland Browns
	6	210	Jimmy Landes, LS	Detroit Lions
	$6	217	Rico Gathers, TE	Dallas Cowboys
2017	7	243	Kyle Fuller, C	Houston Texans

+ – Drafted but unable to sign due to NFL rules ^ – AFL Draft selection ! – Future choice selection
@ – Expansion/Supplemental draft selection % – Compensatory selection * – AFL Redshirt Draft
$ – Played basketball at Baylor

FORMER BEARS IN THE SUPER BOWL

I:	Bobby Ply, DB	Kansas City Chiefs
II:	Cotton Davidson, QB	Oakland Raiders
IV:	Paul Dickson, T	Minnesota Vikings
XIV:	Greg Hawthorne, RB	*Pittsburgh Steelers
XV:	Thomas Brown, DE	Philadelphia Eagles
XVII:	Ronnie Lee, OT	Miami Dolphins
	Mike Nelms, KR	*Washington Redskins
XVIII:	Van McElroy, S	*Los Angeles Raiders
	Mike Nelms, KR	Washington Redskins
XIX:	Charles Benson, DE	Miami Dolphins
	Ronnie Lee, OT	Miami Dolphins
XX:	Dennis Gentry, WR	*Chicago Bears
	Mike Singletary, LB	*Chicago Bears
	Greg Hawthorne, RB	New England Patriots
XXI:	Keith Bishop, OL	Denver Broncos
XXII:	Keith Bishop, OL	Denver Broncos
XXIV:	Keith Bishop, OL	Denver Broncos
XXV:	Reyna Thompson, CB	*New York Giants
XXVI:	Mark Adickes, G	*Washington Redskins
XXVII:	Thomas Everett, S	*Dallas Cowboys
	Robert Williams, CB	*Dallas Cowboys
XXVIII:	Lincoln Coleman, RB	*Dallas Cowboys
	Thomas Everett, S	*Dallas Cowboys
	Robert Williams, CB	*Dallas Cowboys
XXXI:	Santana Dotson, DT	*Green Bay Packers
XXXII:	Ray Crockett, CB	*Denver Broncos
	Santana Dotson, DT	Green Bay Packers
XXXIII:	Ray Crockett, CB	*Denver Broncos
XXXIV:	Fred Miller, OT	*St. Louis Rams
	George McCullough, DB	Tennessee Titans
XXXVIII:	Ethan Kelley, DT	*New England Patriots
XXXIX:	Ethan Kelley DT	*New England Patriots
XLI:	Fred Miller, OT	Chicago Bears
	Justin Snow, DS	*Indianapolis Colts
XLII:	Willie Andrews, CB	New England Patriots
XLIII:	† Daniel Sepulveda, P	*Pittsburgh Steelers
XLIV:	Justin Snow, DS	Indianapolis Colts
XLV:	† Josh Bell, DB	*Green Bay Packers
	† Daniel Sepulveda, P	Pittsburgh Steelers
LI:	Matt Bryant, K	Atlanta Falcons

* – Team won Super Bowl | † – Injured; did not play

LETTERMEN

NOTE: In the event of corrections, please contact the Baylor Athletic Communications office at 254-710-2743.

A

ABERCROMBIE, WALTER — 1978-79-80-81
ABNEY, ROBERT EARL — 1962
ADAMS, DONALD G. — 1961-62
ADAMS, E. T. "BULL" — 1908-09-10
ADAMS, J. K. — 1921-22
ADAMS, JORDAN — 2005-06
ADICKES, JOHN — 1983-84-85-86
ADICKES, MARK — 1979, 1981-82-83
ADKINS, HERBERT W. — 1959-60-61
AKERS, JUSTIN — 2006-07-08-09
AKIN, LEONARD R. — 1937-38-39
AL-AMIN, SAMIR — 1997-99-00-01
ALEXANDER, GARY BING — 1967-68
ALEXANDER, GREG D. — 1977
ALEXANDER, LAMONE — 1990-91-92-93
ALFORD, RAYMOND — 1930-31
ALFRED, JERMAINE — 1995-96-98-99
ALLBRIGHT, JOE M. — 1969-70-71
ALLEN, BILLY R. — 1961-62-63
ALLEN, B.J. — 2012
ALLEN, CALEB — 2007
ALLEN, FRED M. — 1963-64
ALLEN, JACKIE — 1966-67-68
ALLEN, JEFF — 1984
ALLEN, JOEL MAX — 1955
ALLEN, LASHWRA — 1994 STR.
ALLEN, MIKE FRANKLIN — 1971
ALLISON, JAY — 1975-76-77
ALLISON, JOEL — 1969
ALLRED, COLIN — 2001-03-04-05
AMENDOLA, MATT — 2000-01-02
AMYETT, JAMES — 1953-54
ANDERSON, ALFRED — 1980-81-82-83
ANDERSON, DAVID — 1994
ANDERSON, CHARLES — 1921-22-23
ANDERSON, DAVID LEROY — 1965-66-67
ANDERSON, GREG — 1987-88-89-90
ANDERSON, JACK P. — 1939-40
ANDERSON, MATT — 1996-97
ANDERSON, MORRIS — 1995-96-97-98
ANDERSON, WILLIAM E. — 1955-56-57
ANDINO, DANIEL — 2000-01-02
ANDREWS, WILLIE — 2002-03-04-05
ANDRIE, GEORGE — 1987
ARLINE, ANTHONY — 2003-04-05-06
ARMISTEAD, SEAN — 1997-98-99
ARMSTEAD, TRE'VON — 2013-14
ARMSTRONG, DAVID — 2001
ARMSTRONG, JOHN CURTIS — 1968-69
ARMSTRONG, RASHAD — 2002-03
ARMSTRONG, ROBERT E. — 1972
ARNOLD, DAVID GENE — 1976
ARNOLD, GRAYLAND — 2016-17
ARNOLD, JAMES F. — 1973-74-75
ARNOLD, JOSH — 2003
ARROYO, ADAM — 1990-91
ARROYO, DON — 1996-97-98-99
ARTIS, DEMARCO — 2017
ARTMORE, RODNEY — 1996
ASBELL, JOSEPH — 1992-93
ATCHISON, TIM — 2007-08-09-10
ATES, HORACE — 1982-84-85
ATHEY, BILL JOE — 1950-51-52
ATKINSON, JARED — 2016-17
ATLAS, JEREMY — 1992-93-94 MGR.
ATTAS, MICHAEL — 1945
ATTAWAY, HAROLD A. "BUDDY" — 1948-49
ATTEBERRY, KYLE — 1996-97-98-99
ATTEBERRY, TY — 1993-94-95-96
AYLOR, DON C. — 1969

B

BAEHREN, SCOTT — 1989-90-91
BAGLEY JR., ROBERT MICHAEL — 1966
BAHM, SANDY B. — 1963-64
BAILEY, AUBREY E. "SNAKE" — 1941-42-46
BAILEY, JAMES F. — 1953
BAIN, WILLIAM R. — 1966
BAKER, BEN — 1985-86-87
BAKER, MIKAIL — 2005-06-08
BAKER, RICHARD M. "DICK" — 1955-56
BAKER, TROY — 2011-12-13-14
BALL, JACKIE — 1984-85-86-87
BALLARD, DARCY — 1993-94 TR.
BAMBRICK, TOMMY LEE — 1969-70-71
BANDY, GARY — 1994-95
BANGHAM, CLIFFORD F. — 1974
BANKS, CORNELIUS — 1996-97
BARBEE, BAYLOR — 2004
BARBER, SCOTT — 1970
BARNARD, JAMES — 2007-08-09
BARNARD, WILLIAM S. — 1952-53
BARNES, RONALD D. — 1977-78-79
BARNES, SHERMAN — 1937-38-39
BARNETT, J. C. "ABE" — 1933
BARNETT, MELVIN — 1998-99-00-01
BARNETT, RUSSELL R. — 1952-53-54
BARNETT JR., S.S. — 1940-41-42
BARRETT, JOEL — 1980-82-84
BARRETT, H.M. "BILL" — 1929-30-31
BARROW, HUNTER — 1994-95
BARTOSH, JOE EMIL — 1935-36
BASHAW, RALPH EDWARD — 1979-80 TR.
BASS, MARK — 1987-88-89-90
BATEMAN, BILL — 1983-84-85-86
BATES, MARK — 1983-84-85-86
BATES, W.D. "MOOCH" — 1949-50-51
BATTLES, KIRK — 1987-88-89 TR.
BAUGHMAN, ANDERSON D. — 1948
BAXTER, GARY — 1997-98-99-00
BAYS, BRYAN — 2006
BEAIRD, STEVE — 1973-74
BEALL JR., ARTHUR OREN — 1956-57
BEALL, GILBERT E. — 1969-70
BEALL, PHILLIP ANDERSON — 1970-71
BEAN, IVY — 1931
BEAN, JIM — 1941
BEANE, JAMES MIKE — 1968-69-70
BEARDEN, JEFF — 1962
BEATTY, TYLER — 2007
BEAVERS, HARRY J. — 1962
BECK, DAVID W. — 1940
BECTON JR., PAUL — 1965-66
BEESLEY, GREG — 1966-67
BEHRINGER, RANDY — 1965-66-67-68
BELEW, D. O. — 1907-08-09-10
BELEW JR., ROBERT H. — 1960-61
BELL, CHARLES — 1986-88-90
BELL, DAVID — 1985-86-87-88
BELL, JOSH — 2005-06-07
BELL, KENDRICK — 1991-92-93-94
BELL, SHAWN — 2003-04-05-06
BELLAMY, CRAIG — 1990-91-92-93
BENEFIELD, ROGER — 1978
BENJAMIN, MICHAEL — 1993-94-95
BENNETT, CHARLIE JOE — 1957
BENNETT, JOE — 2008
BENNETT, RAYMOND P. — 1931
BENSON, CHARLES — 1979-80-81-82
BENSON, LESLIE — 1973-74-75
BERG, TIM — 1992
BERRY, DONNELL — 1956
BERRY, JOE L. — 1984-85 TR.
BERRY, RAY — 1983-84-85-86
BEXLEY, BYRON K. — 1978
BICKEL, MATT — 2001-02
BICKHAM, SAMMY — 1976-77
BIGGS, RILEY E. — 1923-24
BIGONY, WELDON D. — 1940-41
BILLINGS, ANDREW — 2013-14-15
BIRLESON, ROBBIE — 1991-92
BISHOP, JOHN L. — 1921-22
BISHOP, KEITH — 1978-79
BIVINS, DURHAM — 1938
BIVINS, HARRY "HI" — 1934
BLACK, BAYLOR — 2015
BLACK, DAVID MORRIS — 1969
BLACK, HENRY — 2016-17
BLACK, JACK — 1937-38
BLACK, MIKE — 1971-72-73
BLACK, RONALD WELDON — 1951-52-53
BLACK, TIM — 1973-74-75-76
BLACK, TOMMIE — 1997-99
BLACKMAR, BLAKE — 2015-16-17
BLACKMON, ROBERT — 1986-87-88-89
BLACKSHEAR, BEAU — 2012-13-14-15
BLACKSTOCK, JAMES ALLEN — 1968
BLACKWOOD, LYLE — 1947-48-49
BLAILOCK, RUSSELL — 1920-21-22
BLAIR, DEAN THOMAS — 1959-60-61
BLAIR, GARY — 1976-77
BLAKE, JOURDON — 2015-16
BLAKE, PHILIP — 2009-10-11
BLANCHARD, TRAVON — 2014-15-16
BLAYLOCK, ROMIE — 2008-09-10
BLAYLOCK, WILLIAM — 2005-06
BLEDSOE, ROBERT R. — 1977-78-79-80
BLESSING, DAVID BRIAN — 1967-68-69
BLOCK, MARTY — 1983-84
BLOUNT, NORRIS — 1985-86-87-88
BLUE, J. HERVEY — 1935-36-37
BOATNER, THAD — 2006
BOATNER, YANCY — 2004-05-06
BOCKHORN, DON LESLIE — 1973-74
BOECHER, DONALD L. — 1961
BOEKER, DON — 1983-84
BOLIN, JERRY DOYLE — 1965
BOMKAMP, GREGG — 1981-82-83-84
BONDS, BYRON — 2013-14-15
BONILLA, ALEX — 2010-12
BONNER, MELVIN — 1989-90-91-92
BOOZER, HAROLD DON — 1962-63
BORDEN, CYNTHIA — 1991 TR.
BOURLAND, MIKE V. — 1963-64-65
BOUSKA, DANNY — 1973-74-75-76 TR.
BOVENZI, J.J. "BUCKY" — 1965-66
BOWDEN, JAMES ALLEN — 1963
BOWERS, ROBERT G. "BOB" — 1923
BOWIE, MCKINLEY — 1997-98-99-00
BOWLING, LARRY — 1971-72
BOYD, CHAD — 1994
BOYD, KYLE — 2016-17
BOYD, MICHAEL — 2003-04
BOYD, SAM B. — 1936-37-38
BOYDSTUN, JOHN FRANK — 1948-49-50
BRADBURN, GREG — 1988-89-90 TR.
BRADBURN, JEFF — 1991-92-93 TR.
BRADSHAW, CHARLES M. — 1956-57
BRADSHAW, W. W. — 1921-22
BRANNAN, MIKE — 1979-80-81-82
BRAZELL, CARL — 1935-36-37
BRAZZIL JR., LARRY C. — 1977-78 TR.
BREEDLOVE, NOEL E. — 1964
BREIT, JOHN — 1981-82-83-84
BRENCE, COLLIN — 2011-12-13-14
BRENNEMAN, WILLIAM L. — 1956
BRENTHAM, KENT — 1989-90-91
BREWER, CHARLIE — 2017
BREWSTER, SHEA — 2007
BRIGHAM, HINDLEY — 2000
BRIGMAN, BOYD — 1983
BRISENDINE, JOHN — 1966
BRISTOW, CHARLES ROY — 1953
BRISTOW, LEE — 2013-14-15
BRITTON, FREDERICK G. — 1955
BROCATO, C.O. — 1951-52
BROCK, RANDY — 1983
BRONSON, BEN — 1993-94
BROOKS, EDDRICK — 1998-99
BROOKS, TERREEL — 2013-14
BROTHER, STEPHEN — 1976-77-78
BROTT, BENNY OTTO — 1965-66
BROWN, MATT — 1996-97
BROWN, RANDY — 1959
BROWN, SAM J. — 1962-63
BROWN, THOMAS — 1976-77-78-79
BROXTON, JARRELL — 2014-15
BROYLES, MICHAEL G. — 1962
BRUDERER, LEE — 1989-90-91-92
BRUNELLE, CARTER — 2008-09
BRUSSE, CLAUDE — 1982
BRYAN, ANTAREIS — 2007-08-09-10
BRYANT, MATT — 1997-98
BRYANT, TREY — 2006-07-08-09
BUCHANAN, RAYMOND B. — 1933-34-35
BUCKLEY, KENNETH K. — 1977
BUCY, FLYNN — 1974-75-76
BUERCK, KRYS — 2007-08-09-10
BUFORD, CHRIS — 2007-08-09-10
BULL, BRAD — 1989
BULL, RONNIE — 1959-60-61
BULLOCK, HERMAN W. — 1927-28
BULLOCK, JAY — 1979
BUNDY, W.H. "RUSTY" — 1971-72
BUNGERT, CHARLES — 2001
BURCH, CURTIS FRANKLIN — 1926-27
BURCH, J.B. "BARNEY" — 1919-20-21-22
BURK, ADRIAN M. — 1948-49
BURK, BILLY R. — 1965-66
BURK, ROBERT L. — 1960-61-62
BURKE, CHARLIE M. — 1936
BURKE, JOHN R. "BOB" — 1947
BURKINS, ELIJAH — 1996-97-98-00
BURNS, RONALD — 1974-75-76-77
BURT, CLAYTON DUKE — 1957-58
BURT, TERRELL — 2012-13-14-15
BUSH, DARRELL — 1997-98-99-00
BUSTIN, BOBBY CHARLES — 1957
BUTLER, HUGH L. — 1921
BUTLER, RHETT — 2011-12-13
BYERLEY, G. S. "BRICKY" — 1931
BYNUM, LARRY — 2002-03
BYRD, JOE CURTIS — 1939-40

C

CADELL, MICHAEL TODD — 1989 SC.
CAGLE, WALTER BUCK — 1958
CAGNOLATTI, CHRIS — 1996-97
CAIRNES, J. C. — 1917-19-21
CALDWELL, KEITH — 1988-89-91-92
CALDWELL, WILLIAM T. — 1975-76-77
CALHOUN, RICHARD — 1949-50-51
CALLAHAN, CHRIS — 2014-15-16

LETTERMEN

CALLIES, MARVIN — 1992-93
CALVERT, GENE — 1983
CALVIN, JAMES — 1996-98-99
CAMMACK, ALEX — 2006
CAMP, BRIAN — 1983-84
CAMP, DAVID — 1990
CAMP, GARY — 1988-89
CAMPBELL, GRANT — 2014-15
CAMPBELL, JOE — 1977-78-79-80
CANNON, K.D. — 2014-15-16
CANTU, RUBEN — 1982-83-84-85 TR.
CANTRELL, DANNY MICHAEL — 1967
CARIKER, JONATHAN CHRIS — 1975
CARLSON, CODY — 1983-84-85-86
CARPENTER, ROBERT G. — 1946
CARPENTER, VINCENT — 1985-86-87-88
CARPENTER, WILLIAM D. — 1950-51-52
CARROLL, CLAYTON — 1995 TR.
CARROLL, JEREMY — 1994-95 VID.
CARUTHER, NORMAN N. — 1956
CASEY, CHANCE — 2009-10-11-12
CASH, DERRICK — 2000-01-02-03
CASNER, KEN — 1949-50-51
CASTILLO, MARTY — 1994-95 TR.
CAVENDER, RANDY — 1971-72-73
CEARLEY, JERRY DALE — 1966
CHADWICK, RODNEY — 2009-10-11-12
CHAFIN, DEVIN — 2013-14-15
CHAISSON, KELVIN — 1999-00-01-02
CHAMBERS, CLINT — 1953
CHANCELLOR, JEFF — 1990-91-92
CHANCELOR, JAMES KENNETH — 1959
CHANDLER, DAVID — 1983-84 TR.
CHANDLER, LEE — 2005
CHANDLER, MIKE — 1980 TR.
CHAPDELAINE, RYAN — 2001
CHASE, DARNELL — 1985-86-87-88
CHEEK, ALBERT LAFAYETTE — 1946
CHESHIRE, GEORGE W. — 1965-66-67
CHILDRESS, SCOTT — 1998
CHILDS, MATT — 1991-92 SC.
CHILTON, MIKE — 1992
CHMELAR, CHAD — 1996
CHMELAR, GLEN CHARLES — 1969-70-71
CHOATE JR., CARL H. — 1961-62
CHRISTIAN, ROBERT J. — 1962-63-64
CICERO, GREG — 2001-02
CLARK, BENNIE O. — 1932-33
CLARK, KENNETH H. — 1934-35-36
CLARK, MATT — 1984-85-86-87
CLARK, RICHARD LEE "DICK" — 1957-58
CLARK, RUSTY — 1966
CLAY, ERIC — 1997-98-99-00
CLEM, HAROLD BRUCE — 1931-32-33
CLEMENTS, BILLY WAYNE — 1974-75-76
CLEMENTS, JAYSON — 2017
CLETCHER, THOMAS — 2016
CLOSS, J. ROSS — 1947-48-49-50
CLOTIAUZ, JAMES — 1945
CLOYD, JIM — 1933-34-35
COATES, SAM — 1924-25-26
COCHRAN, MARK — 1983-84-85
COCHRANE, RICHARD L. "DANNY" — 1950
COCKRELL, RAYMOND — 1978-79-80
CODIE, NIKIA — 1994-96-97-98
COFFEY, ELLIOT — 2008-09-10-11
COFFEY, WILLIAM H. — 1923-24
COGDILL, MARK — 1996-97-99
COLBERT, PAT — 2012-13-14-15
COLEMAN, ANTHONY — 1983-84-85-86
COLEMAN, BILL — 1940-41-42
COLEMAN, COREY — 2013-14-15
COLEMAN, C. FOSTER "FROGGIE" — 1936-37
COLEMAN, LINCOLN — 1989
COLLIER, A.C. — 2001-02
COLLIER, RALPH — 1923-24
COLLINGSWORTH, RALPH — 1945
COLLINS, KIRK — 1978-79
COLLINS, SAM — 1985-86-87-88
COLLINS, TOMMY GLENN — 1957-58-59
COMALANDER, GARY — 1985
COMER, RAY — 1945
CONNALLY, H. C. "SNIPER" — 1922-23-24
CONNER JR., COYE — 1965-66-67
CONNER, TODD — 1984-86
CONRAD, BOBBY — 1981-82-83-84
CONRADT, MIKE — 1970-71-72
COODY, JERRY — 1951-52-53
COOK, ALLAN — 1974-75-76-77
COOK, DELANEY B. — 1969-70
COOK, GEORGE H. — 1948-49-50
COOPER, CASEY — 2008-09
COOPER, DARRELL L. — 1957
COOPER, L. L. — 1911-12
COOPER, RANDY — 1968-69-70
COOPER, ROBERT L. — 1946-47
COOPER, TROY — 1981
COPELAND, JAMES MANN — 1945
COPELAND, TUSWANI — 2012-14
COPELAND, VINCE — 2002
CORLEY, BENNY F. — 1961
CORLEY, GWINN E. — 1962-63-64
CORLEY, LARRY D. — 1959-60
CORNEJO, RANDY — 2002
CORNELIUS JR., BILL — 1972
CORRY, MARCIA — 1985-86-87 TR.
CORYATT, PAT — 1980-82-83-84
COTTEN, STONIE RAY — 1945
COUSER, LARRY — 1963
COWART, LARRY JOE — 1955-56-57
COX, MILLS — 1921
COX, TROY — 1988-89-90 TR.
COY, GLENN — 1994-95-96-97
COZBY, TERRY WILLIAM — 1967-68-69
CRADY, CHAD — 1999
CRAIN, GAYLEN — 1957-58
CRAIN, MILTON — 1940-42
CRAVEN, WILLIAM A. "BILL" — 1946-47
CRAVENS, DOMINICK — 2002-03
CRAVENS, SHAWN — 1991-92
CRAWFORD, BILLY — 2001-02-03
CRAWFORD, DWAIN — 2005-06-07-08
CRAWFORD, KEITH — 1977-78-79
CRAWFORD, TODD — 1992-93-94
CRENSHAW, BOBBY — 1961-62-63
CREWS, CALLOWAY S. — 1947
CRISS, DOMINIQUE — 2007-08-09
CRIMM, B. B. — 1912
CROCKETT, RAY — 1985-86-87-88
CROOK, BRET — 1993
CROOKS, JUSTIN — 2001-02-03-04
CROSBY, R. M. "HAWK" — 1921-22
CROSSLIN, GUY J. — 1913-14-15-16
CROUCH, JOHN SAMUEL — 1967-69
CROUCH, TREY — 1983-84-85-86
CROW, JAMES H. " JIM" — 1968
CROWNOVER, EARNEST — 1992
CRUMP JR., STEPHEN H. — 1945
CRUSE, CLARENCE — 1995-96-97
CULVAHOUSE, JAMES W. — 1952-53-54
CUNNINGHAM, MILTON — 1945-46-47
CURTIS, JOHN E. — 1949-50
CUSHMAN, DANNY — 1968

D

DABNEY, W. Y. "BUCK" — 1917-19
DALTON, JIMMY — 1999
DANCER, CHARLIE — 1972-73
DANIEL, BILL "GOVENOR" — 1935-36
DANSBY, HORACE — 1958-59
DARNELL, BOBBY — 2001-02
DAVENPORT, JAMES CALVERT — 1952
DAVIDSON, "COTTON" — 1951-52-53
DAVIDSON, TOMMY — 1975-76-77
DAVIDSON, WILL — 1991-92-93-94
DAVIES, THOMAS E. — 1962-63-64
DAVILLA, JOHN RAYMOND — 1966
DAVIS, ARNOLD "SONNY" — 1958-59-60
DAVIS, BRAELON — 2004-06
DAVIS, BRUCE — 1981-82-83
DAVIS, CARLOS "SMILEY" — 1930
DAVIS, DAVID — 1986
DAVIS, DAVID — 1993-94-95-97
DAVIS, DEREK — 1968-69-70
DAVIS, JOHN EDWARD — 1951-52
DAVIS, PRESTON — 1981-82-83
DAVIS, RANDY — 1999-00-01-02
DAVIS, RAAQUAN — 2014-15-16
DAVIS, RICHARD — 1985-86-87-88-89 TR.
DAVIS, RHONDA — 1984 TR.
DAVIS, STARKEY D. — 1952
DAVIS, TIMARCUS — 2017
DAVIS, WILL — 1951
DEAN, IRA WAYNE — 1970-71-72
DEEM, HARLAN RAY — 1971-72
DEFEE, RICHARD EDWARD — 1964-65-66
DEGRAZIER, TONY — 1954-55-56
DEHAY, WEAVER GRIGGS — 1971
DELANEY, RHETT — 1992
DELEENHEER, CHRIS — 2002
DELGADO, ARTURO C. — 1962-63-64
DELOACH, DENNIS G. — 1972-73-74
DELOACH, JEFF — 1989-92
DELOACH, TYLER — 2009
DENNARD, DUSTIN — 1993-94-95
DENNARD, RICHARD — 1967-68
DENNIS, BILL — 1957
DENNISON, GARY F. — 1960-61
DENTON, TOMMY — 1967
DEORNELLAS, KEVIN — 1977-78-79-80 MGR.
DESISTO, JOSH — 2005
DESOUZA, DOM — 2016
DEWOODEY, JOESEPH — 2003-04
DEUTRICH, RAYMOND HENRY — 1965
DEVEREAUX, FRANK TAYLOR — 1945
DEWALD, WILLIAM "BILL" — 1967-68
DEWLEN, MICHAEL LEE — 1965-66
DIAL, LANCE — 1987
DICKERSON, HENRY — 1947-48-49-50
DICKINSON, PHILLIP L. — 1961
DICKSON, PAUL S. — 1956-57-58
DIERKING, CLARENCE E. — 1952-53-54
DITTA, FRANK C. — 1978-79-80
DIXON, AHMAD — 2010-11-12-13
DIXON, KERRY — 2000
DOBBS, DARREN — 1994
DOMEL, BRADLEY — 1994-95-96-97
DONALDSON, O'DELL — 1951-52
DONOVAN, NEAL — 1982
DORMAN, CARY — 1972-73
DOSSETT, MARTIN — 1997-98-99-00
DOTSON, DAMON — 2004-05-06
DOTSON, SANTANA — 1988-89-90-91
DOUGLAS, DAMON — 1958-59
DOUGLAS, JEROD — 1994-95-96-97
DOUGLAS, LELAND — 1984-85-86
DOUGLAS, LOWELL — 1928
DOUTHIT, TAYLOR — 2010
DOVE, MATT — 1973
DOWDEN, SANFORD ROY — 1958-59
DOWDEN, STEVE H. — 1949-50-51
DOWNS, TERRY E. — 1949-50
DOZIER, ANTHONY — 2000-01
DRAKE, DON — 1972-73
DRANGO, SPENCER — 2012-13-14-15
DRAPER, CURTIS — 1994-95-96
DRAPER, DEREK — 1992
DRAPER, THOMAS — 2011
DRIVER, CHARLES N. — 1951
DUECKER, WESLEY — 1945
DUECY, J. M. "MIKE" — 1938
DUFF, RICKY WREN — 1970-71-72
DUFFIE, ROD — 1988
DULL, CHRIS — 1991-92-93-94
DUNBAR, MARTY — 1994
DUNCAN, A. J. — 1907-08-09
DUNCAN, DAVY — 1977-78-79
DUNLAP JR., RALPH E. — 1965
DUPRE, CHARLIE L. — 1955-56
DUPRE, L.G. — 1952-53-54
DYAL, ROBERT A. — 1950-51

E

EALEY, LESTER — 1972-73
EARNEST, DREW — 2014
EASLEY, ROBERT — 1979
EBNER, TRESTAN — 2017
EBOW, MIKE — 1974-75-76
EDMISON, BERT — 1942
EMISTON, COLE — 2015-16
EDWARDS, AIAVION — 2013-14-15-16
EDWARDS, JARED — 2009-10-11
EDWARDS, JOHN — 1931-32
EDWARDS, "MONK" — 1937-38-39
EDWARDS, TYLER — 2013-14
EHRLICH, KENDALL — 2013-14-15
EIKENBERG, RON — 1974-75-76-77
EIKENBURG, CHUCK — 1974-75-76
EILAND, CRAIG — 1984
EISENHART, JOHN HILL — 1964-65-66
ELAM, MICKEY — 1978-79
ELDER, KEVIN — 1992-94 STR.
ELKINS, LAWRENCE C. — 1962-63-64
ELKINS, MARSHALL A. — 1929-30
ELLIOTT, TEVIN — 2010-11
ELLIS, DAVID — 1989 MGR.
ELLISON, CLIFFORD — 1989-90-91
ELLISOR, DONALD LEE — 1966-67
ELMORE, ROSS — 1984-85-86
EMBRA, DONNIE — 1995-96
EMFINGER, RABY MAXWELL — 1965
EPPERSON, ALVIN — 1966
EPPERSON, DEREK — 2007-08-09-10
ERBEN, RALPH "PETE" — 1951-52-53
ERICKSON, ERNEST J. — 1962-63-64
ERICKSON, JON — 2000-01
ERWIN, GERALD — 1961
ERWIN, JAMES L. — 1942-43-46
ESCAJEDE, DAVID — 1993-94-95 TR.
ETHEREDGE, JOHN — 1962
EVANS, CHRIS — 2004
EVANS, JIM F. — 1958-59-60
EVANS, JONATHAN — 2001-02-03-04
EVANS, MILTON — 1937
EVANS, RONALD — 1969-70-71
EVANS, SPENCER — 2014-15
EVERETT, THOMAS — 1983-84-85-86
EVERETT, WILLIE — 1987-88

LETTERMEN

EWING, MAURICE — 1931-32

F

FAIRFIELD, WALTER — 1952
FALL, GEORGE C. — 1924-25-26
FANNING, CHARLES A. — 1914
FARST, TRAVIS — 2003-04-06
FAUCHER, STARON — 2003
FAUSS, RONNIE — 1994 MGR.
FELLOWS, NICK — 2004
FENTY, JUSTIN — 2006-07-08
FERGUSON, MICHAEL — 1995 TR.
FERGUSON, WILLIAM RAY — 1963-64-65
FERTSCH, DOUG — 1975
FEUERBACHER, JORDAN — 2014-15-16-17
FEST, CLAUDE E — 1961
FIELD, DOAK — 1977-80
FIELDER, R. M. "BOB" — 1915-16
FIELDS, CEDRIC - 2000-01-02-03
FIELDS, HOWARD — 1976-77-78-79
FIELDS, ANTHONY J. — 2003-04-05
FIELDS, JESS — 1972
FINCH, SCOTT — 1984 TR.
FINDLEY, TY — 2007-08
FINLEY, DEWAIN — 1962
FINLEY, HAROLD — 1935
FINLEY, JAY — 2007-08-09-10
FINLEY, RAYNOR — 1992-93-94-95
FIOREOLLO, MARK — 1994-95 VID.
FIRESTONE, BARRY L. — 1965-66
FISHER, H. B. — 1902
FISHER, J. FARRELL — 1956-57-58
FISHER, JAMES "JIM" H. — 1893-97
FISHER, MIKE — 1978-79-80
FISHER, PATRICIA — 1996 MGR.
FIX JR., ROBERT JOSEPH — 1989 S.C.
FLANAKIN, JASPER R. — 1946-47-48
FLETCHER, DANNY — 1994-95
FLETCHER, DERRICK — 1995-96-97-98
FLORENCE, NICK — 2009-10-11-12
FLORES, RICARDO — 2004
FLYNN, ALVIN — 1967-68-69
FONTENOT, ALBERT — 1991-92
FORD, COREY — 2004-06
FORD, DEXTER — 1995-96
FORD, WILLIAM RAY — 1993
FOREMAN, MARCUS — 2003-04-05-06
FORNES, KOBE — 1984-85-86-87
FORNFEIST, KEVIN — 1990 STR.
FORREN, ROY WELDON — 1949-50
FOSTER, CHARLES — 1996-98-99
FOSTER, WHARTON — 1974-75
FOSTER, WILLIAM R. "BILL" — 1937-38
FOUTS, FLOYD F. — 1911-12-13
FOUTS, JOHN — 1908-09-10
FOUTS, THERON J. — 1914-15-16-17
FOX, HARRISON — 2016
FRANCIS, CHRIS — 2007-08-09-10
FRANCIS, JAMES — 1986-87-88-89
FRANCIS JR., JAMES — 2004
FRANCIS, RON — 1982-84-85-86
FRANK, MALCOLM — 1988-89-90
FRANKLIN, CLEVELAND — 1974-75-76
FRANKLIN, DARRIN — 1987-88-89
FRANKS, WAYNE — 1945-46
FRAZIER, EVERETT B. — 1958-59-60
FREELS, LUTHER MURELL — 1933
FREEMAN, KIRBY — 2008
FREEMAN, LEON — 2007-08
FREEMAN, TOMMY — 1963
FRERKING, ANDREW — 2014
FRISBY JR., PENNY D. — 1934
FRIZZELL, BARRY — 1992-93 TR.
FROEBEL, WILFRED — 1954-55-56-57
FRONGILLO, JOHN R. — 1960-61
FROST, DAVID — 1988-89-90
FRY, JOHN HAYDEN — 1947-48-49-50
FULLER, ANDRA — 1998-99-00-01
FULLER, CLAY — 2011-12-13-14
FULLER, KYLE — 2013-14-15-16
FULLINGIM, JOHN R. — 1923
FUQUAY, MERTON TAYLOR — 1958
FURL, OREN A. — 1929-30

G

GAJDOSIK, LOUIS — 1949
GALITZ, ANDREW — 2015-16-17
GALLOWAY, GALE L. — 1949-50-51
GANAWAY, TERRANCE — 2009-10-11
GANDY, GEFF — 1979-80-81-82
GANDY, REX — 1940-41
GANDY, WENZELL A. — 1941-42-46
GANTT, CHARLES A. — 1905-06-07-08
GANTT, MATTHEW — 1989-90-91
GANTT, SPENCER — 1989-90 TR.
GANUS, DARRELL — 1989-90 TR.
GARDENER, DARYL — 1992-93-94-95
GARMON, KELVIN — 1995-96-97-98
GARNETT, KERRY — 1983
GARRETT, JOHN — 2000-01-02-03
GARRETT, STEVE — 1968
GARY, MICHAEL — 2004-05
GATEWOOD, LESTER — 1940-41-42
GATEWOOD, WOODY — 1945
GAY IV, DAN — 2005-06-07-08
GEIB, ADAM — 2008
GENTRY, DENNIS — 1979-80-81
GEORGE, JACQUE — 1984-85
GEORGE, JOSEPH E. — 1965
GERALD, JOE LANG — 1962-63-64
GERNAND, C. J. "BUBBA" — 1935-36-37
GERNAND, JULIE W. — 1936
GETTIS, DAVID — 2006-07-08-09
GIBBS, GENE S. — 1961
GIBSON, GREG — 1980
GIBSON, RIDLEY LAHROY — 1965-66-67
GIDDENS, ERIC — 2000
GILES, A. H. "TED" — 1945
GILL, BOBBY JOE — 1956
GILLENWATER, RYAN — 1998-99-00-01
GILLILAND, VIRGIL — 1928
GILLUM, TEDDY DEAN — 1967-68-69
GILSTRAP, ERIC — 1987-88-89
GIVEN, BRIAN — 1989-90 TR.
GLASS, BILL — 1954-55-56
GLASS, BILLY — 1977-78-79
GLASS, BOBBY — 1981
GLASS, LYNN — 1982-83-84 TR.
GLASSCO, SEAN — 1990-91
GOBER, RONALD BRUCE — 1967
GOCHIS, RICHARD — 1992 TR.
GODBOLD, W. B. — 1940-41-42
GODFREY, JOHN — 1987-88-89-90
GOEBEL, BRAD — 1987-88-89-90
GOFORTH, BOBBY J. — 1986-87-88-89
GOLDEN, JONATHAN — 2000-01-02-04
GOLSTON, CORDARIUS — 2011-12
GONSOULIN, AUSTIN — 1957-58-59
GOODLEY, ANTWAN — 2011-12-13-14
GOODMAN, AUBREY LOUIS — 1921-22
GOODSON, DEMETRI — 2011-12-13
GOODWIN, BENNY — 1975-76-77-78
GOODWIN, RONNIE — 1960-61-62
GOOLSBY, O. B. — 1968
GORDON, JOSH — 2009-10
GORDON JR. STUART J. — 1945
GOREE, ROGER NEAL — 1970-71-72
GOSSETT, ROBERT — 1983-85
GOWEN, RICHARD E. — 1960
GRAHAM, JAMES "SPEEDY" — 1937-38-39
GRANT, AARON — 1983-84-85-86
GRAY, TERRY — 1988-89
GRAYLESS, MARK — 1974-75-76
GREEN, BRIAN — 1997
GREEN, COURTNEY — 2008-09-10
GREEN, TONY — 1975-76-77-78
GREEN, GARY F. — 1973-74-75-76
GREEN, HENRY — 1984-85-86-87
GREEN, LEONARD M. — 1928-29
GREEN, ROBERT EARL — 1965-66-67
GREEN, WILLIAM E. — 1953-54-55
GREENE, JOHNNY L. — 1974-75-76
GREGORY, EDDY E. — 1978-79-80
GREGORY, GARY D. — 1973-74-75-76
GREMMINGER, HENRY — 1954-55
GREVELLE, FRANK C. — 1937-38-39
GRIESENBECK, CHRIS — 2007-08-09
GRIFFIN, BOBBY J. — 1946-47-48-49
GRIFFIN, BOBBY "RED" — 1945
GRIFFIN, GAYLE — 1927-28
GRIFFIN, GEORGE ODELL — 1940-41
GRIFFIN, JAMES W. — 1942-46-47
GRIFFIN, KEN — 1977-78-79
GRIFFIN III, ROBERT — 2008-10-11
GRIFFIN, ROBERT T. — 2010-11
GRIMES, RANDY — 1980-81-82
GROTH, LUKE — 2001-02-03-04
GROTH, WALTER LEE — 1967-68-69
GRUBESSICH, LOUISE — 1985-86 TR.
GRUMBINE, STEVE — 1983-84-85-86
GRUMBLES, W. J. — 1939
GUESS, RONNIE HUGH — 1954-55-56-57

H

HACKLER, JACKIE — 1965
HADDOCK, JASON — 2002
HAFFORD, CURTIS — 1988-89-90-91
HAGER, BRYCE — 2011-12-13-14
HAILY, MIKE — 1990-91-92
HAILEY, ROBERT — 1926
HALE, HOWARD — 1954-55
HALE, MARION M. "BARNEY" — 1927
HALE, MICHAEL RICE — 1969-70-71
HALEY, JAMES D. "DON" — 1939-40
HAILEY, MIKE — 1991 TR.
HALL, BEN F. — 1946-47-48
HALL, BLAKE — 1980-81
HALL, CHARLES — 1999-00-01-02
HALL, DAVION — 2014-15-16-17
HALL, EUGENE — 1985-86-87-88
HALL, FRED — 1980
HALL, HULEN — 1932-33-34
HALLUM, ROB — 1985
HAMILTON, MALCOLM — 1993-95-96
HAMILTON, LETROY — 1997-98
HAMMAD, RAMI — 2015
HAMMAN, JOHN — 1985-86-87 MGR.
HANCOCK, KEVIN — 1981-82-83-84
HANCOCK, JOHN — 1950-51
HANCOCK, TERRY — 1986-87
HAND, BRIAN — 1988-90-91
HAND, HARRISON — 2017
HANEY, JERRY LYNN — 1964-65-66
HARBOUR, LARRY F. — 1960-61
HARDEMAN, JAMEON — 2008-09
HARDIN, ROBERT — 1970-71
HARDING, DREW — 1999-00
HARGROVE, CHRIS — 1994-95 TR.
HARLAN, HERBERT — 1960-61-62
HARPER, JAMAAL — 2003-04-05
HARPER, SAM C. — 1973-74-75
HARRELL, O. M. "SLIM" — 1910-11-12
HARRINGTON, LEE — 1955-56-57
HARRINGTON, RAY — 2001-02
HARRIS, BRAD C. — 1956
HARRIS, FRED "RED" — 1930-31
HARRIS, JERRY — 1960-62
HARRISON, JERRY — 1976-77-78
HARSTON, JAY — 1922-23
HART, BOBBY — 2000-01-02
HARTJE, INGRAM — 1971
HARTZOG, HOWARD G. — 1924-25
HASOON, RICKY — 2004-06-07
HASTY, JAMYCAL — 2016-17
HATTER, JOHN — 1918-19-20
HATTER, LOU — 1919
HAVENS, RYAN — 2003-04-05-06
HAWKINS, BRYAN — 1997
HAWTHORNE, GREG — 1975-76-77-78
HAWTHORNE, LYNX — 2013-14-15-16
HAYES, BILLY GENE — 1965-66-67
HAYES, BRUCE — 1983
HAYS, GARY — 1986-87-88-89
HAYS, H. KENNETH — 1960-61
HAYS, JOY — 1991-92 S. C.
HAZLEWOOD, ANDREW — 1978
HEAD, JOHN "RICKEY" — 1965
HEARD, ANDREW — 2006
HEARN, BOB — 1984
HEARVEY, JORDAN — 2007-08
HEIRONIMUS, CLARKE — 1946-47-48-49
HELMCAMP, T.J. — 2001-02
HELMS, KENNETH RAY — 1955
HELZER, GARY — 1977-78-79
HENDERSON, CURTIS — 1995-96-99
HENDERSON, J. ROBERT — 1968-69-70
HENDERSON, R. E. "BOBBY" — 1942-46
HENRY, C. M. — 1909-11
HENRY, JOHN — 1990-91-92-93
HENSLEY, MIKE — 1985-86-87
HENSLEY, W. W. "DOC" — 1935-36
HENSON, RONNIE — 1971
HERRING, EDWIN K. — 1912
HERRING, HUNTER — 2005
HETHERLY, MIKE — 1981-82-83
HEUSSNER, FRANK — 1935-36-37
HICKMAN, ED. F. — 1940-41
HICKMAN, LARRY — 1956-57-58
HICKS, BILL — 1959-60-61
HICKS, DAVID "BUBBA" — 1973-74-75
HICKS, DON A. — 1918
HICKS, MIKE — 2009-10-11-12
HICKS, RAYMOND L. — 1949
HICKS, TRAVIS — 1999-00-01-02
HIGGINBOTHAM, JOE — 1907
HIGGINS, WALTER — 1936
HIGHTOWER, HUNTER — 2010
HIGHTOWER, JEFF — 1947-48-49
HIGHTOWER, KEITH — 1949
HIKEL, RUDOLPH E. — 1937
HILL, JULIAN — 2003-04-05-06
HILL, LEONARD — 1996-98
HILL, TRENTSON — 2008
HILLIARD, DESMINE — 2012-13-14-15
HINTON, JESSE — 1979
HIXSON, BEN — 2005-06-07-08
HODGE, KEN DOUGLAS — 1962-64
HOEFER, BENNETT — 2004-05-06
HOFFMAN, DALTON J. — 1961-63
HOGAN, DARRELL — 1945-46
HOGG, ROSS — 1926
HOLL, SAM — 2010-11-12-13
HOLLAND, L. B. — 1915-17
HOLLEY, WELDON W. — 1953-55
HOLLIMAN, GARY LESLIE — 1966-67
HOLLON, GORDON L. — 1942-46
HOLLOWAY, ARNOLD GENE — 1966
HOLMES, GAVIN — 2017
HOLT, ROBERT "RADAR" — 1978-79-80
HOOD, CLARK — 1982-83-84
HOOD, DWIGHT E. — 1964-65-66
HOOKS, BRIAN — 1934
HOPKINS, E. WAYNE — 1952-53
HOOPER, HORACE C. "BILLY" — 1953-54
HORN, ANDERSON — 2006
HORN, KENNETH E. — 1967
HORTON, CHARLES — 1992-93-94-95

LETTERMEN

HORTON, CHARLES EDGAR — 1956-57-58
HOUSTON, JAMESON — 2016-17
HOUSTON, SAM — 1979-80-81-82
HOWARD, PAUL — 2004-05-06
HOWARD, REGGIE — 1987-88-89-90
HOWARD, XAVIEN — 2013-14-15
HOWELL, GARY DON — 1965
HOWELL, STEVE — 1975-76-77-78
HOWLEY, SCOTT — 1982
HUBBARD, W. KENNETH — 1945-46
HUBER, STEFAN — 2010-11-12-13
HUCKABAY, SCOTT — 1985-86-87-88
HUEBNER, RAYMOND E. — 1947-48-49
HUFFMAN, NELSON — 1984
HUGGINS, DON — 1968-69-70
HUGHES, GEORGE "TUBBY" — 1916-17
HULL, J. B. — 1925
HUGHES, MICHAEL D. — 1973-74-75
HUMPHREY, BUDDY — 1956-57-58
HUNT, CALVIN — 1967-68-69
HUNT, ROBERT FRANKLIN — 1965
HUNT, TYRONE — 2016-17
HUNTER, HUNTER — 1993
HUNTER, ROLLIN J. — 1969-70
HUPP, DAVID M. — 1966-67
HURD, JACK — 1982-83-84-85
HURST, PAUL — 1977-78-79
HUTCHISON, GARY — 1975-76-77

I

INGRAM, JAMES — 1961-62-63
INGRAM, ROBERT — 1978
IRELAND, JEFF — 1988-89-90-91
IRWIN, JAMES — 2004
IRWIN, STANLEY — 1960
ISAACKS, J. D. "ELI" — 1913-14-15
ISBELL, LARRY D. — 1950-51
ISBILL, GRADY "BABE" — 1907-08-09-10
ISOM, CLIFFORD — 1995-96-97
ISON, JOHN DARRELL — 1947-48-49
IVES, JERRY W. — 1964

J

JACK, ROBERT O. — 1945-46-47
JACKSON, ALCY — 1974-75-76
JACKSON, BRANDELL — 1992-93-94
JACKSON, CHARLES MARK — 1974-75-76
JACKSON, DEAN — 1994-95-96
JACKSON, HORACE — 1918-20-21
JACKSON, JAKE — 2009-10-11-12
JACKSON, JASON — 1996-97-98-99
JACKSON, JEROME — 1994-95-96
JACKSON, JOE — 1998-99-00-01
JACKSON, ROBERT — 1997
JACKSON, SHAUN — 2001
JACKSON, TERRY C. — 1969-70
JACOBS, JAIME — 2015-16-17
JAMES, ARLIS — 1958
JAMES, FRANK E. — 1931-32-33
JAMES, ODELL — 1997-98-99-00
JAMISON, ALAN — 1981-83-85
JANSEN, ORVILLE HENRY — 1969
JARMON, JAMES — 1988
JAYNES, CLINT — 1987
JAYNES, TYLER — 2015-16-17
JEAN-BAPTISTE, NICOLAS — 2008-09-10-11
JEFFERSON, JOHNNY — 2015
JEFFERSON, WILLIE — 2009
JEFFREY, JACK W. — 1941-42
JEFFREY, JAMES N. — 1949-50
JEFFREY, JAY — 1980-81
JEFFREY, NEAL — 1972-73-74
JEFFREY, RYAN — 2003-04-05
JENKINS, AHMAD — 2010
JENKINS, DESMOND — 2007-08
JENKINS, QUINCY — 2003-04-05-06
JERMAN, GREG — 1998-99-00-01
JESSUP, JOHN W. — 1961-62-63
JIMMERSON, MARTY — 1981-82-83-84
JIRAL, DENNIS — 1977-78
JOE, JOHN ERIC "J.J." — 1990-91-92-93
JOHNSON, ANTONIO — 2007-08-09-10
JOHNSON, BYRON — 1981-84-85
JOHNSON, CHRIS — 2014-15
JOHNSON, DWIGHT — 1996-97-98-99
JOHNSON, GARY DON — 1975-76-78-79
JOHNSON, JEMARCUS — 2012
JOHNSON, JERRY — 1980
JOHNSON, JOE C. — 1972-73-74
JOHNSON, JOE N. — 1974-75-76
JOHNSON, KAERON — 2009-10-11-12
JOHNSON, MARK — 1980-81-83
JOHNSON, MATT — 2000-01-02-03
JOHNSON, MICHAEL — 1994-95-96-97
JOHNSON, MICHEAL — 2016-17
JOHNSON, MITFORD M. — 1949
JOHNSON, NICK — 2011-12
JOHNSON, RICHARD "BULL" — 1945-46-47
JOHNSON, TOM — 1942-45-46-47
JOHNSON, VERTIS — 1995
JOHNSTON, CLAY — 2016-17
JOHNSTON, HALE — 1946-47
JOHNSTON, JASON — 1994-95 TR.
JOINER, JOE M. — 1945
JONES, A. E. "PETE" — 1927-28
JONES, AARON — 2010-11-12-13
JONES, ANTONIO — 2006-07-08-09
JONES, BENTLEY M. — 1946-47-48
JONES, BRENT — 1977-78-79
JONES, CHARLES R. — 1953
JONES, DARIUS — 2010-11-12-13
JONES, DAVID J. — 1968-69-70
JONES, DOMINIQUE — 2010
JONES, GEORGE H. "CASEY" — 1914
JONES, E. GLENN — 1950-51-52
JONES, JACK — 1924-25
JONES, JACOBY — 2006-07-08
JONES, JOE DAVID — 1963-64-65
JONES, JOHN — 2008-09-10-11
JONES, KEITH T. — 1977-78
JONES, LACURTIS — 1992-93-94-95
JONES, LENOY — 2016-17
JONES, MARQUES — 2017
JONES, MONTE — 1988-89-90-91
JONES, QUAN — 2014-15-16
JONES, R. D. — 1903
JONES, ROBERT T. "BOBBY" — 1954-55-56
JONES, ROBIN — 1988-89-90-91
JONES, WILLIAM ALLEN — 1952-53-54
JONES, XAVIER — 2015-16-17
JONES, ZACH — 2005-06-07
JORDAN, B.J. — 2015
JORDAN, CLARK — 1968
JOSEPH, DAVID — 1997-98
JUDY, ANDREW — 2008-09
JUMPER, MIKE — 1975-76
JURECEK, MIKE N. — 1965-66

K

KAHLER, JIM — 1989-90-91-92 MGR.
KARAS, AARON — 2001-02-03-04
KARR, RICHARD — 1967-68-69 TR.
KATHCART, REX J. "KITTY" — 1928-29-30
KAUFHOLD, CAMERON — 2009-10-11-12
KAZANAS, NICK — 1950
KEITHLEY, AMY — 1995 TR.
KELLEY, BILLY JOE — 1956-57-58
KELLEY, ETHAN — 1999-00-01-02
KELLY, J. CLYDE "ABE" — 1925-26
KELLY, CHAD — 2017
KELLY, CLINT — 2017
KELLY, JAY — 1984-85
KELLY, JOSEPH JOHN — 1967-68-69
KENNEDY, MICHAEL L. — 1964
KENT JR., PHILLIP — 1992-93-94-95
KENT SR., PHILLIP — 1973-74
KENT, PRICE — 2010-11-12-13
KEYES, EDD B. "OX" — 1926-27
KIERSKY, ROBERT — 1930
KILGORE, BRIAN C. — 1972-73-74
KIMBRIEL, J. R. "COTTON" — 1935-36-37
KIMBROUGH, BILLY RAY — 1946-47-48
KING, BRUCE — 1982-83-84 TR.
KING, CORNELL — 2003
KING, DANE — 2004
KING, EUSTICE — 1904-05
KING, FRANK S. — 1941
KING, TYLER — 2008
KINNE, GARY JOE — 1986-87-88-89
KINNEY, RODERICK — 1994-95-96-97
KIRCHNER, MARK — 1979-80-81-82
KIRK, GEORGE A. — 1919-20-21-22
KIRKHAM, CALVIN FOSTER — 1964-65-66
KITCHEN, CARR P. — 1924
KITCHEN JR., LLOYD RAY — 1974
KITTRELL, M. L. — 1941-42
KLEIN, JOHN WAYNE — 1976
KNOWLES, ROBERT — 1951-52-53
KOCH, BARTON "BOTCHEY" — 1928-29-30
KOCH, GEORGE T. — 1944-45-46-47
KOCTAR, ROBERT L. — 1945
KOPEC, JOSEPH FRANCIS — 1969
KORBEL, JOE — 2008-09-10
KORENEK, JOE EDWARD — 1971
KRAFT, HUBERT A. — 1939-40
KRALIK, MARTIN O. — 1961-62
KRAMER, JON — 1974-75-76-77
KRIEG, ANTHONY — 2001-02-03-04
KRIEG, TIMOTHY WOOD — 1977
KRIEL, EMMETT — 1935-36-37
KRONEY, ARCH — 1931-32-33
KUSHNEIR, ALEX — 2007-08

L

LACKEY, EDDIE — 2012-13
LACY, GARY — 1972-73
LAGWAY, DEREK — 1997-98-99-01
LAKE, JORDAN — 2006-07-08-09
LA MAR, JAKE — 2005-06-07-08
LA MAR, LUKE — 2008
LAMB, JASON — 2006-07-08-09
LANDERS, JERRAL F. — 1967-68-69-70
LANDES, JIMMY — 2011-13-14-15
LANDOR, BYRON — 2009-10
LANE, BOBBY A. — 1960-61
LANE, HARLAN C. — 1964-65
LANE, KYLE — 1983-84-85-86
LANE, MAURICE — 2002-03-04-05
LANE, STEVE — 1966-67-68
LANIER, LOGAN — 2009-10
LARD, AARON — 2000-01-02
LARSEN, ROSS H. — 1929-30-31
LARY, JASON — 1997-98-99-00
LAURENCE JR., DONNIE — 1992-93-94-95
LAURENCE SR., DONNIE — 1962-63-64-65
LAURENCE, ERNEST WAYNE — 1967
LAURENCE, RONALD EARL — 1965
LAWRENCE, PATRICK — 2015-16-17
LAWS, RHEA HICKMOND — 1977
LAWSON, SHAWN — 1992
LEACH, J. SAYLES — 1914
LEAL, LOUIS — 1945-46
LEAKS, DAVID — 1991-92-93
LEAZAR, ROBERT W. — 1908-09-10-11
LECHLER, DALE — 1972-73
LEE, JAMES — 1985-86
LEE, JAY — 2012-13-14-15
LEE, PAUL — 1987
LEE, RALPH B. — 1965-66
LEE, RONNIE — 1975-76-77-78
LEFNER, MIKE — 1987-88 TR.
LEGGETT, CURTIS N. — 1963
LETBETTER, CLYDE — 1953-56-57
LENGEFELD, JON — 1994 STR.
LEVELS, PATRICK — 2013-14-15-16
LEWELLEN, TED — 1937-38
LEWIS, BRADFORD — 1991-92-93-94
LEWIS, BYRON — 1983
LEWIS, CHRIS — 1991-92-93-94
LEWIS, IRA — 2015-16-17
LEWIS, MARK ALLEN — 1967-68-69
LEWIS, SCOTTY — 1990-92-93-94
LEWTER, ALBERT — 1929-30
LICHTE, JASON — 2000
LIDER, MALCOLM — 1937-38-39
LIGON, DARREN — 1987-88
LIJEWSKI, RICK — 1990-91TR.
LINDSTROM, TYLER — 2003-04-05
LINGUIST, MAURICE — 2003-04-05-06
LINWOOD, SHOCK — 2013-14-15-16
LITTLE, W. A. "JACK" — 1910-11
LITTLETON, JODY — 1994-95-96-97
LIVELY, MIKE — 1979-80-81-82
LLOYD, TERRANCE — 2010-11-12-13
LOEB, DAVID — 1989-90
LONG, DEREK — 2000-01-02
LONG, KHARI — 2001-02-03-04
LONG, YERRITT — 1988-89
LOPEZ, DANIEL — 2007
LORICK, AARON — 2012
LOTT, MATT — 2005-06
LOVELL, ED — 1986-89
LOVETT, JOHN — 2017
LOWE, MARCUS — 1989-90-91
LUCAS, CHARLES WELDON — 1928-29
LUCAS, WILSON — 1939-40
LUCE, DERREL — 1972-73-74
LUCKY, WILLIAM H. — 1952-53
LUMMUS, JACK — 1939-40-41
LUNCEFORD, DAVID G. — 1954-55-56
LUTZEL, CHRIS — 2016-17
LYDAY, JOHN THOMAS — 1948
LYE, KOLTON — 2012
LYNCH, BLAKE — 2016-17
LYNCH, JAMES — 2017

M

MABRY, GARY — 1991-92
MACHEN, MICHAEL — 2007
MACK, CEDRIC — 1979-80-81-82
MACKEY, MIKE — 1982
MADDOX, DAN — 1985
MAGEE, JAVONTE — 2012-14
MAHAFFEY, JOHN — 2003
MAHLER, MARK — 1986-87
MAHURIN, GENE — 1967-68
MALIN, JOSH — 2016-17
MALLORY, SHELDON — 1994-95-96-97
MALPASS, STEVE — 1980-82-83
MANAGAN, RALPH E. — 1918
MANASCO, BOB — 1960
MANGRUM, DAVID — 1979-80-81-82
MANGUM, JERRY DEE — 1946-47-48-49
MANKIN, ROBERT — 1961-62
MANN, CHARLES — 1999-00-01-02
MANN, ED — 1918-19
MANNING, MIKE — 1986
MANOR, JOE — 1993-94-95
MANSELL, FRED H. — 1914
MANSKER, CLOIS — 1935-36
MAPLES, BOBBY R. — 1962-63-64
MAPLES, JAMES "BUTCH" — 1960-61-62
MAPPS, JAY — 1987
MARBURGER, LANCE — 1991-92-93
MARCONTELL, JERRY C. — 1955-56-57
MARKHAM, JON — 1959-60-61
MARSH, EDWARD — 1968-69-70

LETTERMEN

MARSH, KEVIN — 1985-86
MARSHALL, EDDIE — 1921-22
MARSHALL, ERNEST E. — 1940
MARSHALL, GORDON — 1978-79
MARSHALL, FRANK H. — 1925
MARSHALL, MIKE WAYNE — 1964-65
MARSHALL, ROGER MIKE — 1964-65-66
MARTIN, CONNOR — 2016-17
MARTIN, GLASCO — 2010-11-12-13
MARTIN, JEREMY — 1996 MGR.
MARTIN, JOHN — 2001-02-04
MARTIN, STEVE — 1987
MARX, FRANK — 1937-38-39
MASON JR., GARY — 2009-10-11-12
MASON, GEORGE JEFFERSON "JAY" — 1968
MASON, RICHARD — 1971-72-73
MASON, ROBERT — 1994-95-96
MASSEY, CECIL EARL — 1946-47-48
MASSEY, PHIL — 1984
MASTERS, BOB — 1934-35-36
MASTON, LE'SHAI — 1989-90-91-92
MASUMBUKO, SULEIMAN — 2012-13-14
MATHIS, STACY E. — 1963
MATISCIK, ROSS — 2016-17
MATKINS, EDMUND — 1982
MATTHEWS, RAY — 1990-91
MATYSEK, JOHN — 1962
MAVITY, CHAD — 1995
MAVITY, JIM — 1959
MAXFIELD, BUNDY EARL — 1967-68-69
MAXWELL, GEORGE W. — 1924-25
MAY, JIM — 1980-81-82
MAY, WILLIAM HENRY — 1966-67
MAYFIELD, RAY V. — 1949
MCADOO, DERRICK — 1984-85-86
MCALLISTER, CHRIS — 2010-11-12-13
MCCALL, LEQUINCE — 2010-11
MCCASLAND, J. J. — 1903-04-05
MCCLAIN, TRAVIS — 2009-10-11
MCCLANAHAN, CHARLES — 1973-74
MCCLELLAN, WENDELL — 1931
MCCLINTOCK, TOMMY — 1983
MCCOLLUM, TED — 1921
MCCOOL, SCOTT — 1987-88-89
MCCULLOUGH, GEORGE — 1993-94-95-96
MCDEARMON, ROY DON — 1968-69
MCDONALD, KEAVIN — 1973-74-75-76
MCDONALD, LEQUALAN — 2002-03-04-05
MCDONALD, SHUFFORD — 1935-36
MCDOUGALD, REX — 2007
MCELREATH, ERNEST — 1928-29-30
MCELROY, VANN — 1978-79-80-81
MCELROY, V.J. — 2007
MCFARLAND, MIKE — 1989-90-91-92
MCFARLAND, RICHARD — 1967
MCFARLING, BRENT — 1996
MCGAW, CLARENCE E. — 1945-46-47
MCGEARY, MAX — 1977-78-79-80
MCGLASSON, DAN T. — 1934
MCGOWAN, LAQUAN — 2014-15-16
MCKAY, JERRY F. — 1964
MCKENZIE, MIKE — 1989-90-91-92
MCKINNEY, FRANK E. — 1947-48-49
MCLAUGHLIN, W. C. "SONNY" — 1957
MCLEAN, DANIELLE — 2000-01-02-03
MCLEAN, RAYMOND N. — 1934
MCLEOD, TERRENCE — 1959-60
MCMILLEN, WILLIAM A. — 1958
MCMILLON, MARK — 1989
MCNAIR, W. DAVID — 1955
MCNEIL, GERALD — 1980-81-82-83
MCNEIL, PAT — 1972-73-74-75
MCRAE, LARRY — 1996
MCVEA, JAIRON — 2017
MEAD, MARCUS — 2005
MEERS, WILLIAM — 1924
MEHARG, EARL L. — 1924
MELE, TIM — 1996 MGR.
MELONTREE, ANDREW — 1978-79
MERGENHAGEN, PAUL — 1980-81-82-83-84
MERKA, MILTON S. — 1938-39-40
METCALF, BO SCOTT — 1981-82
MEYER, DAVID — 1990-91 MGR.
MEYER, GERALD — 1956
MICHEAUX, KRIS — 1997-98-99-00
MICKLER, PAT — 1939-40-41
MIKKELSEN, MARTY — 1977
MILES, LEE — 1989-90-91
MILLER, BRYAN C. — 1925
MILLER, CHRIS — 2016-17
MILLER, DAN CURTIS — 1954
MILLER, EARL WAYNE — 1955-56-57
MILLER, FRED — 1992-93-94-95
MILLER, JAMES ALAN — 1955
MILLER, JAMES MILTON — 1964
MILLER, JOHN CHARLES — 1968-69
MILLER, M. W. "PUG" — 1917-18
MILLER, MICHAEL — 2004-05-06-07
MILLER, REGGIE — 1989-90-91-92
MILLER, RYAN — 2017
MILLER, TRACEY — 1991
MILLS, TIM — 1972-73
MIMS, DAVID — 1989-90-91-92
MIMS, DENZEL — 2016-17
MINTER, TOMMY E. — 1959-60-61
MITCHELL, CLINT — 1963-64-65
MITCHELL, KEVIN — 2014
MITCHELL, KYLE — 2008
MITCHELL, LLOYD W. — 1929
MITCHELL, LLOYD WAYNE — 1956
MONK, JEROD — 2009-10-11-12-13
MONTGOMERY, GLEN D. — 1956
MONTGOMERY, MONTY H. — 1977
MOODY, GRAFTON LAMAR "DAN" — 1918
MOORE, ANTHONY — 2009
MOORE, BILL — 1974-75
MOORE, BUDDY FRED — 1969
MOORE, CARMEACHEALLE — 1990
MOORE, CHARLES HENRY — 1963
MOORE, JERRY — 1958-59-60
MOORE, JAMES DOUGLAS — 1961-62
MOORE, JOE — 1969-70
MOORE, KALEB — 2015-16
MOORE, LAMONT — 1994-95-96
MOORE, MARCUS — 1988
MOORE, MICHAEL — 1988
MOORE, NICK — 2005-06-07
MORGAN, BARRY LANE — 1969-70-71
MORGAN, BILL "SKIPPY" — 1969
MORGAN, DANIEL — 1987-88-89-90
MORGAN, MICHAEL I. — 1970-71
MORRIS, ANDREW — 2015-16
MORRIS, CHARLES A. — 1928-29-30
MORRIS, CURTIS RAY — 1964 MGR.
MORRIS, GEORGE — 1924-25-26
MORRIS, RACHEL — 1991 TR.
MORRIS, ROBERT CHARLES — 1956
MORTON, K.J. — 2011-12-13
MOSLEY, "BUBBS" — 1909-10-11-12
MOSLEY, JOHN D. — 1969
MOSLEY, PAUL — 2003-04-05-06
MOUSER, DON — 1947-48-49
MOTON, BRANNON — 2004
MOTT, JAMES C. — 1948-50
MUECKE, TOM — 1983-84-85
MUELLER, JIM — 1983-86
MUHAMMAD, KALIEF — 1993-94-95-96
MUIR, BLAKE — 2014-15
MUND, JEFF A. — 1975
MUNIZ, RAMSY — 1964-65
MUNN, CRAIG — 2006
MURDOCK, KIRK — 1989-90-91-92 TR.
MURPHY, ANTOINE — 2001-02
MURPHY, MARK — 2005
MURPHY, MONTEZ — 2004-05
MURRAY, JEFF — 1986-87-88-89
MURRAY, RICHARD DAVID — 1953
MURSKI, ALBIN J. — 1942-46
MURSKI, MATT N. — 1977
MYATT, NICK — 2006

N

NACITA, SILAS — 2014
NAJVAR, JORDAN — 2011-12-13
NANCE, BRIAN — 2014-15-17
NASH, EDWIN R. "BUBBA" — 1923-24-25
NAYLOR, JOHNNY — 1927
NAYLOR, PARKER — 1927 MGR.
NAYLOR, RICHARD — 1979 TR.
NEAL, ROBERT — 1996-97-98-99
NEEDHAM, RON — 1989
NEEDHAM, STEVE — 1990-91-92
NEELY, MILLARD — 1972-73
NEILL, ROBERT LOUIS — 1960-61 TR.
NELMS, MIKE — 1975-76
NELSON, CURTIS SHANE — 1975-76
NELSON, GEOFF — 2004-05-06-07
NELSON, ROBERT C. — 1938-39-40
NELSON, ROBERT — 1977-78-79-80
NELSON, TRAVIS E. — 1940-41-42
NEVILL, GEORGE M. "JIM" — 1947-48-49
NEWBERRY, BRIAN — 1996
NEWBERRY, GATEWOOD — 1927-28
NEWHOUSE, REGGIE — 1999-00-01-02
NEWMAN, TERRY R. — 1970
NEWMAN, XAVIER — 2017
NICHOLS, LUKE — 1997
NICHOLS, SHON — 1987
NICHOLSON, TONY — 2016-17
NICKLAS, PETER L. — 1960-61
NIGRO, HARRY — 1914-15
NOBLE, CHARLES A. — 1927-28
NORRIS, BILLY JOE — 1946
NORRIS, JACK R. — 1913-14-15-16
NORTHERN, ZACK — 2010-11-12-13
NORTON, ARTHUR W. — 1931-32-33
NORVELL, BOBBY G. — 1961-62
NORWOOD, LEVI — 2011-12-13-14
NOWAK, BRUCE — 1994-95
NUNN, GREG — 1983-84-85
NUNN, JAMES PATRICK — 1969-70-71
NUTT JR., J. R. — 1932-33-34 MGR.

O

O'STEEN, LANNY — 1999-00-01
OAKMAN, SHAWN — 2013-14-15
OATIS, MIKE — 1992
OBRIOTTI, ANDREW — 1998-99-00-01
ODOM, CLIFF — 2007-08-09-10
ODUM, MICHAEL — 2000
OEFINGER, GREG — 1987-88-89-90
OGADI, CHUDI — 2006
OGOR, ERIC — 2017
OLDHAM, JIM — 1960
OLIVER, BOBBY JACK — 1955-56-57
OLIVER, JOHN — 1972-73-74-75
OLIVER, LISA — 1987 TR.
OLSON, ALEX — 1991-92-93-94 TR.
ORTIZ, RAUL DANIEL — 1965-66-67
OSEI, JASON — 2013-14
OSKIN, GLEN — 2002-03-04-05
OSOWSKI, SHAWN — 1991-92-93 TR.
OUTLAND, QUINTIN — 2001-02-03-04
OVERSTREET, ANTHONY — 1994-95-98

P

PACE, ALLEN — 1996-98-99-00
PACE, NICK — 2003-05
PAINTER, RAY — 1945-48-49
PALMER, JEFF — 1984-85-86-87
PALMER, JAMAL — 2012-13-14-15
PALMER, KELVIN — 2010-11-12-13
PALMER, PINKIE — 1966-67-68
PARADEAUX, LOUIS G. — 1928-29-30
PARKER, CHARLES A. — 1975-76
PARKER, DUDLEY TRICE — 1946-47-48-49
PARKER, E. RICHARD — 1964
PARKER, JAMES "BUDDY" — 1948-49-50
PARKER, JAMES C. "POP" — 1945
PARKER, JEREMY — 2002-05
PARKER, KENYADA — 1995-96-97-98
PARKER, RUSTY — 1980
PARK, KEVIN — 2012
PARKS, BEN — 2008-09-10-11
PARKS, DWIGHT — 1940-41
PARKS, JAMES M. — 1931-32-33
PARKS, TERRANCE — 2004-05
PARKS JR., ROBERT IRVIN — 1967
PARMA, RICHARD J. — 1950-51-52
PARNELL, RYAN — 1994-95 TR.
PARROTT, RUSTY — 1973-75
PARRY, OWEN — 1935-36
PARSLEY, WILLIAM HAROLD — 1954-55-56
PATE, JERRY — 1986 MGR.
PATE, JIM S. — 1957
PATIN, EARL — 2007-08-09-10
PATTERSON, GERALD — 1994-97
PATTERSON, JOHN — 1993-94
PATTERSON JR., BILLY — 1936-37-38
PATTERSON JR., ROBERT "BULLET" — 1961
PATTON, TEDDY — 1990-91
PAVILSKA, BILLY — 1959
PAWELEK, JOE — 2006-07-08-09
PAYLOR, GEORGE — 1992-93 TR.
PAYNE, JIMMY R. — 1958
PAYNE, JOSEPH H. — 1931 MGR.
PAYNE, TREY — 2005-06
PEARCE, DUGAN H. — 1954-55-56
PEARCE, JOE JACK — 1932-33-34
PEARCE, BILL — 1965-66 MGR.
PEARCY, DERRICK — 2000-01-02
PEARSON, CLAUDE T. — 1961-62
PEARSON, MATTHEW — 1991-92
PEARSON, WESLEY — 1965 TR.
PEAY, AUSTIN L. — 1933-34
PEELER, BRUCE RANDALL — 1976
PEGROSS, PEARCE — 1993-95-96
PELTON, GILBERT IVAN — 1955
PELZEL, JOSH — 2015
PEEN, RAY EDGAR — 1969-70
PENNEY, KENT — 1985-86 MGR.
PENNEY, KYLE — 1987-88-89 MGR.
PENNING, GUS — 2013-14-15
PERDUE, JOHN RANDALL — 1971-72
PERKINS, JEFF — 1985-86 MGR.
PERRY, BEN — 1982-83-84
PERRY, CHARLES — 1985-86-87-88
PESCHEL, FRANK — 1954
PETERS, ROBERT GLENN — 1955-56-57
PETERSON, KYLE — 2013-14
PETTY, BRYCE — 2011-12-13-14
PETTY, JIM TOM "RED" — 1931-32-33
PFEFFER JR., HARRY L. — 1972-73
PHILLIPS, DEMETRIO — 2000-01
PHILLIPS, WILLIAM BARRY — 1967
PICKETT, HENRY — 1963-64
PIERCE, ALONZO — 1988-89-90-91
PIERCE, MAURICE S. — 1930-31
PIERCE, SAM — 1945-46-47-48
PIORKOWSKI, JON — 2005
PIPES, GLENN W. — 1967 MGR.
PIPES, GREGORY MACK — 1965-66-67
PITRE, JALEN — 2017
PITTARD, GEORGE KNOX — 1965
PITTMAN, ALLEN — 1973
PITTMAN JR., BEN J. — 1919-20-21-22
PITTMAN, RALPH D. — 1922-23-24
PITTS, PRESTON — 1970-71

LETTERMEN

PLATT, CHRIS — 2015-16-17
PLUMB, THOMAS E. "TED" — 1961
PLY, ROBERT V. — 1959-60-61
POE, JON — 1992 TR.
POLLARD, FRANK — 1977-78-79
POOLE, BIVIN — 1985-86-87
POPE, CHUCK — 1992-93
PORTER, CHARLES DAVID — 1965-66-67
PORTER, JOEL — 1984-85-86-87
PORTER, MAURICE "MO" — 2016-17
PORTER, W. MAYNARD — 1923-25-26
POTTER, JOE G. — 1927-28-29
POWELL, JOHN — 1959 TR.
PRECIADO, RAJAH — 2016-17
PRESCHER, ERICH WAYNE — 1971-72
PRESTIDGE, BILLY GENE — 1958-59
PRESTRIDGE, LUKE — 1976-77-78
PREWITT, BOB — 1919
PRICE, CARL — 1932-33
PRICE, JACK O. — 1945-46-47
PRICE, LLOYD — 1942
PRICE, MARIO — 2004-06
PRICE, MARLON — 2005-06-07
PRICE, WELDON — 1961-63
PRIGMORE, ROBERT M. — 1954
PROCTOR, CLEO — 1959
PROVINE, H. TRUEMAN — 1921
PRUITT, GLENN — 1983-84-85
PRUITT, SIDNEY C. — 1927-28
PULLOM, ALFRED — 2014-15
PURVIS, CHARLES ROBERT — 1965-66
PYBURN, RICHARD E. — 1957-58

Q

QUALLS, BUCKLEY E. "BUCKY" — 1945-47-48
QUESENBERRY, KEN — 1973-74-75
QUINN, CRIS EDWARD — 1974-75-76
QUINN, JAROD — 2000-01-02
QUINENE, DAVID — 1997-98
QUIROGA, ROBERT — 2000-01-02-03

R

RADFORD, CHARLES — 2002
RADFORD, CHARLES ROBERT — 1953
RAMIREZ, ROMAN — 1987-88-89 MGR.
RAND, RICKY — 1975-76-77-78
RANDLE, ERVIN — 1981-82-83-84
RANDOLPH, DENNY — 1981-82
RAPHEL, ELDWIN — 1987-88-89-90
RAY, ANTHONY — 1988-90
RAY, KARL — 1974
READER, NED — 1937 MGR.
REAUX, TOMMY — 1967-68-69
REDDING JR., JACK W. — 1977 TR.
REDFEARN, CONNOR — 2006-07
REED, JOSEPH BUTLER — 1967
REED, SCOOTER — 1974-75-76-77
REESE, TEVIN — 2010-11-12-13
REETER, JEFF — 1983
REEVES, RAYMOND D. — 1931-32
REID, BRYCE Z. — 1949-50
REID, DOUGLAS R. — 1980-81
REID JR., IVAN ROBERT — 1951
REID SR., IVAN ROBERT — 1924
REID, JACK WILSON — 1951-52
REID, JOHN B. — 1914-15-17
REID, RYAN — 2013-14-15-16
REYNOLDS, JOHN D. — 1934-35-36
RHEA, KEVIN — 1995
RHODES, ROBBIE — 2013
RHYNES, DAMON — 1993-94
RICE, ALLEN — 1982-83
RICE, REGGIE — 2010-11
RICKS, CHEDRICK — 2000-01-02
RICHARDSON, CYRIL — 2010-11-12-13
RICHARDSON, DAVID — 1987
RILEY, ALBERT L. — 1925-26-27
RILEY, GORDON L. — 1951
RILEY, HAROLD E. — 1948-49-50-51
RILEY, MICHAEL DEWEY — 1971
RINALDO, STEVE — 1979-80
RITCHEY, MATT — 2011-12
RITCHIE JR., WELTON C. — 1954
RHODES, AHMAD — 2003
RHODES, VINCENT — 2005-06-07-08
ROACH, JACK — 1917
ROACH, LUCIAN — 1914-15-16
ROBERDS, KYLE WAYNE — 1968-69
ROBERTS, GREG — 2015-16-17
ROBERTS, JAMES E. — 1930 MGR.
ROBERTS, JEREMY — 2012
ROBERTS, JOHNNY — 1962
ROBERTS, MARK — 1993-94 TR.
ROBERTS, ROY KELLY — 1961-62-63
ROBERTS, RYAN — 2008
ROBERTS, MARQUES — 2001-02-03-04
ROBERTS, WESLEY B. — 1947-48-49
ROBERTSON, A. T. — 1945
ROBERTSON, J. K. — 1913
ROBERTSON, FRED — 1992
ROBERTSON, LEROY — 1942
ROBERTSON, TRACY — 2008-09-10-11
ROBINSON, ADRIAN — 1993-94-95
ROBINSON, DON — 1985-86
ROBINSON, EARL JOE — 1954
ROBINSON JR., J. W. "BO" — 1941-42
ROBINSON, LOUIS J. — 1937-38-39
ROBINSON, M.T. — 2003-04-05-06
ROBINSON, R. H. — 1952
ROBINSON, T.C. — 2011
ROBINSON, T. P. — 1907-08-09-10
ROBLES, JERRY — 1993-94
ROCHON, SHAUN — 2004-05
RODGERS, HAROLD G. — 1970-71-72
RODRIGUEZ, RALPH — 2006-07
ROGERS, CHRIS — 2005
ROGERS, FRED — 1998-99
ROGERS JR., GENE FRANK — 1968-69
ROGERS, JAMIE — 1979
ROGERS, MARCUS P. — 1973
ROGERS, RONALD R. — 1961-62-63
ROGERS, WHIT C. — 1913
ROLLINS, TOMMY — 1980-81-82 TR.
ROSE JR., HERMAN G. — 1937
ROSE, KEITH — 1984-85-86-87
ROSE, KYLE — 1982
ROSE, NEAL H. — 1933
ROTH, SPENCER — 2011-12-13-14
ROUNTREE, SCOTT — 1993
ROWE JR., PETE — 1994-95-96 MGR.
ROWELL, JAMES — 1976-77-78-79
ROWLAND, JACK W. — 1926-27
ROY, BRAVION — 2016-17
ROYAL, JAMES — 1981-82-83 TR.
ROYAL, JON H. — 1975-76
RUBIN, CLIFTON — 1994-95-96-98
RUNNELS, JACK — 1930-31
RUNNELS, OLAN — 1941-42-46
RUSSELL, CHARLES PHILLIP — 1967
RUSSELL, JACK M. — 1940-41
RUSSELL, LLOYD O. — 1935-36
RUSSELL, SETH — 2013-14-15-16
RUTHERFORD, HENRY — 1954-55
RUTLEDGE, RANDY — 1985-86
RUTTER, PETE — 1987-88-89
RUST, JAMES W. — 1962-63-64

S

SAAGE, REUBEN — 1954-55-56
SALUBI, JARRED — 2009-10-11-12
SAMPSON, LANEAR — 2009-10-11-12
SAMPY, CHRIS — 1996-97-98
SAMS SR., ROSS M. — 1918-19
SANDERS, CHRIS — 2014
SANDERS, JEREMY — 2008-09
SANDERSON, DUSTY — 1978 TR.
SANDERSON, MAURICE — 1933-34-35
SANTA CRUZ, MARCUS — 2010-11-12
SARGENT, BRODERICK — 1982-83-84-85
SARTAIN, JAMES T. — 1969-70
SAVAGE, PAUL L. — 1971-72
SAWYER, BUZZY — 1983-84-85
SCALES, MATT — 1985
SCHAFFNER, TOMMY — 1964-65-66
SCHEID, EMMETT — 1927
SCHIECK, DAVID — 2004
SCHILLER, KIMBERLY — 1995 TR.
SCHLEUNING, C. JACK — 1951
SCHLUETER, BRAD — 2001
SCHNEIDER, THOMAS C. — 1931-32-33
SCHOESSOW, CHRIS — 2000
SCHREPFER, WYATT — 2016-17
SCHULZ, AUBREY W. — 1973-74
SCOTT, DARWIN — 2000
SCOTTON, ZAC — 2008-09-10
SCRANTON, T.J. — 2008
SEABORN, DAVID — 1976-77
SEALS, KYLE — 2004
SEASTRUNK, LACHE — 2012-13
SEDWICK, JAY — 2017
SELF, GEORGE LEWIS — 1940-41
SELFRIDGE, JIMMY D. — 1970-71
SELLS, TAION — 2013-14-15-17
SELPH, TRAVIS — 1979-80-81-82
SEPULVEDA, DANIEL — 2003-04-05-06
SEPULVEDA, STEPHEN — 2000-01-02-03
SERAFIN, RUSSELL BAUER — 1968-69
SERVANCE, DANNY — 1989
SESSUMS, LEWIS E. — 1962-63
SHALALA, SAM — 2008
SHANNON, FRANK — 1950
SHEATS, BEN DEAN — 1946
SHEFFIELD, RUSSELL — 1985-86-87
SHELTON, TRENT — 2003-04-05-06
SHERMAN SR., BILLY DON — 1952-53
SHERMAN, ROBERT — 1981
SHIRLEY, RONNIE LEE — 1967
SHOALS, KLAYTON — 2004-05-06
SHOFNER, DELBERT — 1954-55-56
SHORT, ROBERT F. — 1916
SHUPP, WILLIE — 1993
SIGN, BOBBY — 1988
SIMMONS, ANTHONY — 2000
SIMMONS, JOE — 2000-01-02-03
SIMMONS, TYRAE — 2016-17
SIMPKINS, GARNER — 1996-97-98
SIMPSON, BILLY W. — 1963
SIMPSON, BLAKE — 2010
SIMPSON, JOHN — 1985-86-87-88
SIMPSON, W. W. — 1934
SIMS, CARL — 2005-06
SIMS, CECIL — 1945 MGR.
SIMS, GEORGE P. — 1945-46-47-48
SIMS, MICHAEL RAY — 1979-80 TR.
SIMS, RAY — 2007-08
SIMS, W. D. JR. — 1923
SINGLETARY, MATT — 2009
SINGLETARY, MIKE — 1977-78-79-80
SINGLETARY, ROBERT — 2011
SINGLETON, TERRENCE — 2013-14-15
SISCO JR., JACK — 1950-51-52
SISCO SR., JACK — 1924-25-26
SISK, JONATHAN — 2004
SIVILS, JASON — 1991
SLADE, LOUIS — 1925-26
SLAUGHTER, ED — 1996 MGR.
SLAUGHTER, JOHNNY L. — 1974-75-76
SLEDGE, DAVID — 1975-76-77-78
SLEDGE, SAM — 2006-07-08-09
SLICKER, RUSSELL — 1977-78
SMITH, ALICE — 1993-94-95 TR.
SMITH, CHAD — 2003-05-06-07
SMITH, CHARLES E. — 1952-53-54
SMITH, DENNIS — 1987-88
SMITH, DOYLE — 1929-30-31
SMITH, ERNEST — 2006-07-08-09
SMITH, FRANKIE — 1989-91
SMITH, JAMES — 1985-86-87
SMITH, JAMES RAY "JIM" — 1952-53-54
SMITH II, JAMES RAY — 1979-80
SMITH, JAMES S. — 1926-27
SMITH, JASON — 2005-06-07-08
SMITH, JERRY CARL — 1967-68-69-70
SMITH, JESSE — 1992-93 TR.
SMITH, KYLE — 1979 TR.
SMITH, K.J. — 2014-15-16
SMITH, LAWRENCE T. — 1945
SMITH, ORVIS VANCE — 1965
SMITH, PORTER O. — 1956
SMITH, ROBERT MORRIS — 1965
SMITH, RODNEY — 1996-97-98-99
SMITH, RONALD — 1998
SMITH, ROY BUSTER — 1962
SMITH, SCOTT — 1977-79-80-81
SMITH, STEVE — 1978-79
SMITH, TIM — 2011-12
SMITH, TOMMY — 1964-65-66
SMITH, TYRONE — 1993-94-95
SMITH, ZACH — 2016-17
SMITHSON, SUZANNE — 1994-95 TR.
SMYTHE, ROY — 1980
SNEED, AVERY — 2006
SNEED, CHADWICK B. — 1964-65-66
SNEED, RJ — 2017
SNELL, LESLIE — 1931
SNOW, JUSTIN — 1996-97-98-99
SOBOTIK, VICTOR — 1974
SOUTH, ERIC — 2000
SOUTHALL, SILAS EDWARD — 1969-70-71
SOUTHALL, TERRY — 1964-65-66
SOUTHERN, JACK — 1948-49
SPAIN, BOBBY — 1958
SPANGLER, CAL — 2014
SPEER, JAMES — 1952
SPEARS, DAVID WINFIELD — 1959
SPENCER, TIM — 1991-92
STAFFORD, HAROLD JACKSON — 1929
STANLEY, RONALD T. — 1959-60-61
STANLEY, JOHN — 1993-94
STARNES, ANDY "PEEPER" — 1989-92 TR.
STARR, KENT TAYLOR — 1969
STARR, ROBERT DOUGLAS — 1958-59-60
STAUDT, KYLE — 2000-01
STENIX, MARCUS — 2001
STEPHENS, BILL — 1946
STEPHENS, CREIG — 1993
STEPHENSON, ROBERT — 1967-68-69
STEPHENSON, TYLER — 2010-11-12
STEVEN, DAVIS — 1973-74-75-76
STEVENS, RICHARD — 1967-68-69
STEVENS, ROYAL — 1976
STEVENSON, KEVIN — 1999-00-01-02
STEWART, ORION — 2013-14-15-16
STEWART, TOMMY ALLEN — 1970-71-72
STEWART, WILLIAM MILLS — 1969-70-71
STIDHAM, JARRETT — 2015
STIGGERS, BRANDON — 2006-07
STILES, ADAM — 2000-01
STILL, JUSTIN — 1993-94-95
STILL, WALTER R. — 1949-50
STOCKDALE, KENNETH — 1965-66-67
STOCKEMER, RALPH — 1983-84-85
STOCKTON, JERRY LEE — 1977-78
STOGNER, BRAD — 1990
STOGNER, GREY — 1982-83
STOGNER, DAN — 1987
STOKES, RONALD — 1962 MGR.
STONE JR., CHARLES C. — 1947-48-49

LETTERMEN

STONE, DARY — 2009
STONE, EVAN — 2004-05
STONE, JOE — 1988
STONE, KEITH — 1971-72-73
STONE, NOUBAR ALLEN — 1974-75-76-77
STONUM, DARRYL — 2012
STOUT, DANNY — 1972-73
STOWE, RON "BUBBA" — 1979-80-81-82
STRAHAN, STEVE — 1991-92-93-94
STRAIT, ROBERT — 1990-91-92
STRICKLAND, BENNIE F. — 1923-24-25
STRICKLAND SR., F.B. — 1919-20-21-22
STRICKLIN, POOH — 2016-17
STRINGER, AUBREY — 1933-34
STREET, SALIM — 1994 STR.
STRINGER, TREY — 1994 STR.
STRONG, TIM — 1981
STRUPPA, R. W. — 1923
STUART, PAUL — 1985-86-87
STUART, STEPHEN LAYNE — 1968-69-70
STUTSMAN, STEVE — 1987-88-89-91
STYLES, JOHN HENRY — 1957
SUBIA, JOHNNY — 1981-83-85
SULLIVAN, MICKEY JOHN — 1951-52-53
SUMMERS, TOBY — 1996-97-98
SUMPTER, ANDREW — 2010
SUTTON, BOBBY — 1962
SUTTON, BRIAN — 1996-97-98
SUTTON, GARY L. — 1969-70-71
SWASEY, ANDREW — 1992-93
SWEET, ARTHUR R. — 1950
SWINDOLL, BRYAN — 2011
SYLER, TERRY — 1985-86-87-88
SZYMANSKI, BLAKE — 2006-07-08-09

T

TABOR, TOMMY — 1978-79-80-81
TACKER, TOMMY — 1971 TR.
TAGIVE, PENI — 2013
TALBOT, JIMMY — 1994-95
TANNER, BRYAN — 1992-94
TANNER, JOHN S. — 1919-20-22
TANNER, TED — 2007
TATE JR., ALBERT MILNER — 1960-61-62
TATE, BILLY RAY — 1974-75-76
TATUM JR., JOHN A. — 1962-63-64
TAYLOR, ANDRE — 1998-99
TAYLOR, ANTHONY — 1994-95-96
TAYLOR, BO — 1977-78-79
TAYLOR, BOBBY R. — 1937-38-39
TAYLOR, BRAD — 2007-08-09-10
TAYLOR, BYRON GLEN "JUG" — 1949-50
TAYLOR, CARL "TROOPER" — 1988-90-92
TAYLOR, CHARLES K. — 1926-27
TAYLOR, DAMIEN — 2006
TAYLOR, JACK — 1925
TAYLOR, JIM GLEN — 1953-54
TAYLOR, PHIL — 2009-10
TAYLOR, WALTER EDWARD — 1970-71-72
TEASLEY, QUEITO — 2005-06
TECKLENBURG, SAM — 2016-17
THOMAS, JOHNNY — 1984-85-86
THOMAS, MICHAEL ROY — 1964-65-66
THOMAS, PEYTON F. — 1915
THOMPSON, A. J. — 1915-16
THOMPSON, ARLAND — 1976-77-78-79
THOMPSON, BJ — 2017
THOMPSON, BRANDON — 1997-98-99-00
THOMPSON, BYRON — 1992-93-94-95
THOMPSON, DERRIUS — 1995-96-97-98
THOMPSON, J.T. — 2002-03
THOMPSON, REYNA — 1983-84-85
THOMPSON, RICKY D. — 1973-74
THOMPSON, TOM — 1985 TR.
THORNTON, LAWRENCE — 1933-34
THRIFT, TANNER — 2014-15-16
TINSLEY, ROBERT "BUDDY" — 1947-48
TINSLEY, THOMAS R. — 1915-16-17
TIPTON, JAMES "RELL" — 1973-74-75-76
TOBERRY, RICHARD R. — 1971
TODD, JAMES — 2003-04-05-06
TOLBERT, MICHAEL — 2001-02-03-04
TOMCHECK, GUY — 2000-02
TORGE, RUSSELL J. — 1964
TOWLE, JAMES E. — 1921
TOWNSEND, KENNETH E. — 1971-72-73
TOWNSEND, KENT — 1981-82-83
TRAHAN, BRODY — 2010-11-12-13
TRAMMELL, DWAYNE — 1970-71-72
TRAN, PHIL — 2005
TRANKINA, DILLON — 2003
TRAYLOR, DOYLE WAYNE — 1955-56-57
TREADWELL, LANUS L. — 1968-69
TRICE, PHILIP GERALD — 1965-66
TRICE, MICHAEL — 2004
TRINH, DUC — 1994-95 VIDEO
TRIPPET, WILLIAM A. "BILL" — 1967 TR.
TROUT, ROBERT GLENN — 1950-51
TRULL, DONALD DEAN — 1961-62-63
TURNER, CLAUDE C. — 1914-15-16
TUBBS, TONY — 1993-94
TURNER, DEREK — 1983-84-85
TURNER, JEFF N. — 1975
TURNER, JOHN — 1992-93-94-95
TURNIPSEEDE, TOMMY — 1972-73-74
TURNPAUGH, JOHN — 1988-89-90-91
TYLER, NAPOLEON — 1974-75-76

U

UTGARD, GORDON DUANE— 1967-68-69

V

VALDEZ, MICHAEL — 2011-12
VALDEZ, TREVOR — 2012-13-14-15
VAN DYKE, JARVIS — 1993-94-95
VANZANDT, JAMES KENNETH — 1965-66
VANN, KEEGAN— 2005-06-07
VARDAMAN, GREG— 1970
VASBINDER, LARRY— 1987-88-89
VAUGHNS, VERKEDRIC — 2015-16-17
VENUS, MARCUS— 2003-04
VESTAL, RICKY— 1989
VINES, VIC — 1979-80-81-82
VINSON, DAVON— 2001

W

WADE, GREG — 2001-02
WADE, IVORY — 2009-10-11-12
WAFER, HOWARD A. — 1942 MGR.
WAGNER, EDWIN KEITH — 1970-71
WAINRIGHT, ISH — 2017
WALKER, CARRIE — 1989-90 TR.
WALKER, FARIAS — 1990-91
WALKER, FERRIS — 1988
WALKER, HOMER D. — 1923-24-25
WALKER, W. H. "BILL" — 1915-17-18-19
WALKER, WILLIE — 1964-65-66
WALTER, ESCO A. — 1931
WALTERS, JERRY DAVID — 1970-71-72
WALTERS, KEITH — 1981-82
WALTERS, RAYLON — 2007-08
WALLACE, JACK — 2001
WALLER, MATT — 2003
WALTON, J.D. — 2007-08-09
WARD, CARY — 1984-85
WARD, JIM — 1984
WARD, JOE LARRY — 1967
WARD, JOHN — 1978 TR.
WARD, LESTER — 1977-78-79-80
WARD, PHILLIP — 1979-80
WARE, ERROL — 1986-87
WASHAM, WEIR — 1926-27-28
WASHINGTON, D'KENDRICK — 2008
WASHINGTON, JAMES — 2002-03
WASHINGTON, LARRY — 2007-08
WASHINGTON, RANDALL CLARK — 1964
WASHINGTON, SHAWN — 1993-94-95-96
WATKINS, DANNY — 2009-10
WATKINS JR., GAYLE — 1958-59
WATSON, DENNIS D. — 1968-69-70
WATSON, GRADY — 1990-91-92-93 TR.
WATSON, JAMES RAYFORD — 1946
WATSON, JAY DON — 1966
WATSON, JEFF — 1994-95-96-97
WATSON, MICHAEL — 1995 MGR.
WATTERS, ROBERT — 1983-84-85-86
WATTON, CHRIS — 1998-99
WAZ, CHANCE — 2014-15-16-17
WEATHERBY, JIM W. — 1931-32-33
WEATHERS, GUY B. — 1920-21-22
WEATHERS, WARREN E. — 1932-33-34
WEBB, ANTHONY — 2012-14
WEBB, KENNY — 2003-04
WEBBER, J. ALFRED — 1919-20
WEED, JOHN DAVID — 2008
WEED, WESLEY F. — 1926-27
WEEKS, JONATHAN — 2004-05-06-07
WEIR, TREY — 1992
WELCH, JAMES LUKE — 1950-51
WELCH, MIKE — 1986-87-89-90
WELCH, SHANNON — 1989-90 TR.
WELLS, CRAIG — 1980-83 TR.
WELLS, THOMAS ARTHUR — 1968
WELLS, W. STONE "RED" — 1932
WENKE, JOSH — 1996
WEST, ROYCE GLEN — 1958-59-60
WESTBROOK, JOHN — 1967-68
WETSEL, CODY — 2013
WETZEL, DAVID — 1990-91
WEYGANDT, ROBERT — 1973-74
WHIDDON, EDWARD L. — 1963-64-65
WHITAKER, BRANDON — 2003-05-06-07
WHITE, ERIC — 1991-92-93 TR.
WHITE, GREG — 1991-93
WHITE, HORACE "BUDDY" — 1960-61-62
WHITE, NANCY — 1989-90-91-92 TR.
WHITE, THOMAS — 2006-07
WHITE, TREVOR — 2016-17
WHITELAND, JAMES — 2002
WHITLEY, DENNIS R. — 1968-69-70
WHITLEY, ROBERT A. — 1948-49
WHITSON, TYSHAUN — 1999-00
WHORTON, ELBERT B. — 1959-60-61
WIDEMON, ALTON — 2005-06-07
WIDMER, CHAD — 1994 MGR.
WIDMER, RICK — 1982-83 MGR.
WILDER, MICHAIL J. — 1971-72
WILFONG, HUGH — 1933-34-35
WILIE, C. L. — 1907
WILLIAMS, ANTHONY — 1995-96-97
WILLIAMS, BILLY WAYNE — 1962
WILLIAMS, DAVID SCOT — 1964
WILLIAMS, DEONTE — 2017
WILLIAMS, EVERETT B. — 1963
WILLIAMS, GLYNN ELWIN — 1937-38
WILLIAMS, HOYT — 1937-38-39
WILLIAMS, IRIS — 2003
WILLIAMS, ISAAC — 2010-11
WILLIAMS, JEREMY — 2006-07-08-09
WILLIAMS, JOHN H. — 1933-34-35
WILLIAMS, JOE — 2011-12-13
WILLIAMS, JORDAN — 2016-17
WILLIAMS, KYLE — 2000
WILLIAMS, LESLIE D. — 1912-13
WILLIAMS, MATTHEW — 1970-71
WILLIAMS, ROBERT — 1982-84-85
WILLIAMS, SHANE — 2000-01-02-03
WILLIAMS, STACY — 2010
WILLIAMS, STANLEY N. — 1949-50-51
WILLIAMS, TERRANCE — 2009-10-11-12
WILLIAMS, TERENCE — 2015-16-17
WILLIAMSON, ROY CARTER — 1921-22-23
WILLIAMSON, WAYNE M. — 1962
WILLINGHAM, JAMES E. — 1913-14
WILLIS, JACK K. — 1939-40
WILSON, BILLY R. — 1972-73
WILSON, "BUBBA" — 1989-90 TR.
WILSON, C.J. — 2003-04-05-06
WILSON, CHARLIE WAYNE — 1965-66-67
WILSON, DAVID WOODROW — 1967-68-69
WILSON, FRANK C. — 1954-55-56 MGR.
WILSON, HOWARD — 1915-16-17-18-19
WILSON, ISHMAEL — 2014-15-16
WILSON, JACK WILLIAM — 1939-40-41
WILSON, JOSH — 2011-12
WILSON, KENNETH GENE — 1970-71-72
WILSON, QUINCY — 1985-86
WILSON, RONNIE D. — 1964
WILSON, W. L. "JAKE" — 1928-29-30
WILTURNER, DANIEL — 1998-99-00
WIMBERLY, SHAWNA — 1993-94 TR.
WIMPEE, W.J. — 1937-38-39
WINKLER, CHRIS — 2012
WINTER, MARK — 1982-85-86 TR.
WINTON, RALPH H. — 1928-29-30
WISENER, GARY — 1957-58-59
WITCHER, ALBERT T. — 1957-58-59
WITCHER, BILLY RAY — 1966-67
WITCHER, SETH L. — 1928-29-30
WITCHER JR., SETH L. — 1974 TR.
WITT, JAMES R. — 1938-39-40
WOLF, RALPH R. — 1919-20
WOLF, ROBERT EDWARD "BOB" — 1963
WOLFE, ERIK — 2010-11-12
WOOD, BOB — 1945 MGR.
WOOD, CHARLTON B. — 1916-17
WOOD III, EUGENE GREGORY — 1977-78
WOOD, NORVIN F. — 1936
WOODS, KYLE — 1979
WOODARD, RONALD E. — 1967-68
WORKS, SCOTT — 1984-85-86-87
WRAY, EARL — 1934-35
WRIGHT, KENDALL — 2008-09-10-11
WRIGHT JR., RUPERT C. — 1946-47-48-49
WRIGHT, TION — 2014-15-16
WRIGHT, WALTER LEE — 1971-72

Y

YATES, A. GRADY — 1912
YATES, FRANK P. — 1918
YEARY, WES — 1986
YOUNG, JASON — 1991-92-93
YOUNG, JESSIE — 1969-70
YOUNG, MIKE — 1974
YOUNG, TAYLOR — 2014-15-16-17
YOUNG, THOMAS EARL — 1977-78-79-80

Z

ZACHRY, JOSH — 2000-01-02
ZACHRY, WOODIE M. — 1929-30
ZAMORA, ISHMAEL — 2015-16
ZEIGLER, DOMINIQUE — 2003-04-05-06
ZELLER, JOEL — 1992-93-94 TR.
ZIMMERMAN, L.L. — 1934
ZUNKER, COY — 1972
ZYLKS, DONALD RAY — 1969 TR.

STADIUM HISTORIES

The 2018 campaign marks the fifth season at McLane Stadium, Baylor's state-of-the-art home on the banks of the Brazos River. The 45,140-seat stadium has welcomed Baylor University football and a variety of music, sports, family and lifestyle events in its brief history. BU provided the exclamation point on the debut season by winning a second-straight Big 12 title over Kansas State, 38-27.

The Bears spent the previous 64 seasons at Floyd Casey Stadium, closing "The Case" out in style with a 30-10 victory over Texas that clinched Baylor's first-ever Big 12 Football Championship.

The Baylor Board of Regents voted on July 19, 2012, to move forward with the construction of a $266 million riverfront stadium. The 15-story McLane Stadium project is expected to help stimulate riverfront development, revitalize downtown Waco and bring jobs and economic development to the region.

The vote by Baylor Regents followed very favorable discussion and enthusiastic public comment at a meeting of the Waco City Council. At that meeting, the Council voted unanimously in support of a $35 million public contribution which was endorsed without dissent earlier this month by the downtown Tax Increment Financing (TIF) Zone board. The Council affirmed that vote in early August 2012. The TIF funds covered a portion of public infrastructure around the stadium, such as roads, construction of a pedestrian bridge to provide access across the Brazos River, development of a new marina, the relocation of sewer and electric transmission lines, and water, sewer and drainage facilities.

McLane Stadium is built on a 93-acre site at the intersection of Interstate 35, one of the nation's busiest highways, and the Brazos River, the longest waterway in the state of Texas. The stadium has the flexibility to expand to 55,000, and features a bridge crossing the Brazos connecting the stadium to the campus.

The contractor for the McLane Stadium project was a partnership between Austin Commercial-Flintco LLC. The companies have worked on such Big 12 football facilities as Oklahoma State's Boone Pickens Stadium, Oklahoma's Gaylord Family Memorial Stadium and TCU's Amon G. Carter Stadium. The architect for the project was Kansas City, Mo.-based Populous, which has designed several stadiums, including Yankee Stadium and the football stadium at the University of Minnesota.

The Site
- 93 Acres
- 2,150 on-site parking
- Master plan for year-round site use
- 334 tailgating spots, including 256 with power and cable
- 18 boat slips for sailgating on the Brazos River
- View from I-35 by over 42 million annually
- Umphrey Pedestrian Bridge connecting to campus

The Stadium
- Seats a capacity crowd of 45,140
- Future expansion plan to 55,000
- Six founder's suites (sold out)
- 36 suites (sold out)
- 79 Loge boxes (sold out)
- 1,200 outdoor club seats (sold out)
- 200 concession points of sale and five retail stores
- 10 elevators and four escalators
- 3,164 tons of structural steel
- 860,000 total gross square feet
- 39 exterior steel columns
- Baylor lockeroom is 50 yards long and 17 yards wide
- Multiple function rooms available year round
- Shaded, open concourses with direct views to field
- 147,000 square-foot canopy shades approximately 45-55 percent of seats throughout day

The 2013 season was Baylor's 64th and final year of football at the 50,000-seat Floyd Casey Stadium. BU closed its run at the facility by winning its first Big 12 championship with a 30-10 victory over No. 23 Texas in the final game of the regular season.

Originally named Baylor Stadium, the structure was built in 1950 after a bond sales program raised $1.5 million for construction costs. The first game played in the new stadium was Sept. 30, 1950, a 34-7 Baylor victory over Houston.

In 1989, the stadium was renamed Floyd Casey Stadium after longtime University supporter and trustee Carl B. Casey and his wife Thelma contributed $5 million of an $8 million renovation project in honor of his father Floyd (the name change was officially announced at halftime of the 1988 Homecoming game).

Prior to the building of Baylor Stadium in 1950, several playing sites were used by the Bears. Baylor's first football squad took the field in 1899, but no records are available to prove where it played. Old newspaper clippings and yearbook articles only indicate the first three seasons were played on an extremely rough field close to the school.

From 1902 to 1925, with the exception of 1906 when football was banned on campus because it was deemed too violent, the Bears played most of their games at Carroll Field, an on-campus facility (an unknown number of games were also played at the old Cotton Palace during this period).

The Bears played at the Cotton Palace from 1926-29 before returning to Carroll Field from 1930-35. The team moved off the main campus for good in 1936 when it began calling the newly built Waco Stadium home.

Waco Stadium was renamed Municipal Stadium in 1942, and it was where Baylor played through 1949 except for a break from 1943-44 because of the war effort.

BAYLOR'S HOME STADIUMS

STADIUM (YEARS)	GAMES	W	L	T	PCT
Unknown Sites (1899-1901)	14	10	3	1	.750
Carroll Field (1902-25*, 1930-35)	169	99	54	16	.633
Cotton Palace (1926-29)	27	18	8	1	.685
Municipal Stadium (1936-49#)	51	33	14	4	.686
Floyd Casey Stadium (1950-2013)	342	191	146	5	.566
McLane Stadium (2014-present)	24	14	10	0	.538
TOTALS (113 Seasons)	627	365	235	27	.603

NOTES
* — some games during this period played at the Cotton Palace; Baylor did not field a team in 1906
# — Baylor did not field teams in 1943 or 1944 (World War II)

FLOYD CASEY STADIUM ATTENDANCE RECORDS

SEASON (SEVEN GAMES)
321,639 — 2013 [45,948 avg.]
SEASON (SIX GAMES)
247,165 — 2012 [41,194 avg.]
SEASON (FIVE GAMES)
205,900 — 1975 [41,180 avg.]
SEASON (FOUR GAMES)
148,000 — 1978 [37,000 avg.]

MCLANE STADIUM ATTENDANCE RECORDS

SEASON (SIX GAMES)
280,257 — 2014 [46,710 avg.]

STADIUM HISTORIES

YEARLY HOME STADIUM ATTENDANCE 1950-PRES.

YEAR	G	TOTAL	AVG.	RECORD
1950	5	*114,000	*28,500	4-1
1951	5	134,000	26,800	4-1
1952	5	**48,000	**24,000	3-2
1953	5	117,000	23,400	4-1
1954	5	133,000	26,600	4-1
1955	5	141,000	28,200	2-3
1956	4	103,700	25,925	3-1
1957	5	116,000	23,200	2-3
1958	5	120,000	24,000	1-4
1959	4	95,000	23,750	1-3
1960	5	172,000	34,400	4-1
1961	5	124,000	24,800	4-1
1962	5	122,000	24,00	2-3
1963	5	133,000	26,600	4-1
1964	5	133,876	26,775	3-2
1965	4	107,246	26,812	2-2
1966	5	148,208	29,642	2-3
1967	4	97,000	24,250	1-2-1
1968	4	106,213	26,553	3-1
1969	4	75,000	25,000	0-4
1970	5	138,000	27,600	1-4
1971	4	115,500	28,875	1-3
1972	5	167,394	33,479	3-2
1973	5	156,257	31,251	1-4
1974	5	202,800	40,560	4-1
1975	5	205,900	41-180	2-2-1
1976	5	190,400	38,080	3-1-1
1977	7	221,450	31,636	5-2
1978	4	148,000	37,000	1-3
1979	5	202,550	40,510	5-0
1980	6	229,500	38,250	5-1
1981	6	197,000	32,833	4-2
1982	5	165,750	33,150	2-2-1
1983	6	192,926	32,154	4-1-1
1984	5	163,900	32,780	2-3
1985	5	190,006	38,001	5-0
1986	6	223,900	37,317	4-2
1987	6	182,115	30,353	4-2
1988	5	153,092	30,618	3-2
1989	5	168,961	33,792	3-2
1990	5	186,767	37,353	3-2
1991	6	240,367	40,061	3-3
1992	7	226,522	32,360	5-2
1993	5	171,910	34,382	3-2
1994	5	180,238	36,048	4-1
1995	5	202,707	40,541	3-2
1996	5	180,970	36,194	2-3
1997	5	187,713	37,543	1-4
1998	5	168,485	33,697	2-3
1999	6	175,013	29,169	1-5
2000	6	173,462	28,910	1-5
2001	7	214,206	30,601	3-4
2002	6	168,110	28,018	3-3
2003	7	208,960	29,851	3-4
2004	6	183,518	30,586	3-3
2005	5	194,493	38,899	2-3
2006	7	259,559	37,080	3-4
2007	6	206,266	34,378	2-4
2008	7	238,870	34,124	4-3
2009	6	217,837	36,306	2-4
2010	6	240,259	40,043	4-2
2011	7	289,574	41,368	7-0
2012	6	247,165	41,194	5-1
2013	7	321,639	45,948	7-0
2014	6	280,257	46,710	6-0
2015	6	276,960	46,160	4-2
2016	6	275,029	45,838	4-2
2017	6	262,978	43,830	0-6

[Editor's Note: missing attendance figures for one game in 1950, four in 1952]

SINGLE-GAME ATTENDANCE

HOME STADIUMS SINCE 1950

	ATT.	DATE	OPPONENT	SCORE	RESULT
1.	51,728	Dec. 7, 2013	Texas	20-10	W
2.	51,385	Oct. 29, 2006	Texas A&M	21-31	L
3.	51,218	Oct. 21, 1995	Texas A&M	9-24	L
4.	51,200	Oct. 26, 1974	Texas A&M	0-20	L
5.	50,537	Nov. 7, 2013	Oklahoma	41-12	W
6.	50,267	Oct. 19, 1991	Texas	12-34	L
7.	50,000	Nov. 5, 1960	Texas	7-12	L
8.	49,875	Nov. 14, 2015	Oklahoma	34-44	L
9.	49,500	Oct. 27, 1956	Texas A&M	13-19	L
10.	48,756	Oct. 19, 1985	Texas A&M	20-15	W
11.	48,500	Sept. 15, 1979	Texas A&M	17-7	W
12.	48,500	Nov. 22, 1980	Texas	16-0	W
13.	48,394	Nov. 11, 1972	Texas	3-17	L
14.	48.129	Nov. 5, 2016	TCU	22-62	L
15.	48,093	Dec. 5, 2015	Texas	17-23	L
16.	47,934	Dec. 6, 2014	Kansas State	38-27	W
17.	47,900	Nov. 6, 1976	Arkansas	7-7	T
18.	47,574	Nov. 1, 2014	Kansas	60-14	W
19.	47,200	Oct. 11, 1975	Arkansas	3-41	L
20.	47,179	Nov. 22, 2014	Oklahoma State	49-28	W

ALL SITES

	ATT.	DATE	OPPONENT	SCORE	RESULT
1.	106,041	Sept. 20, 1997	at Michigan	3-38	L
2.	104,248	Sept. 27, 1975	at Michigan	14-14	T
3.	101,353	Oct. 20, 2012	at Texas	50-56	L
4.	100,452	Oct. 30, 2010	at Texas	30-22	W
5.	97,822	Oct. 29, 2016	at Texas	34-35	L
6.	97,715	Nov. 8, 2008	at Texas	21-45	L
7.	93,727	Oct. 4, 2014	at Texas	28-7	W
8.	88,966	Oct. 14, 2006	at Texas	31-63	L
9.	88,622	Sept. 11, 1982	at Ohio State	14-21	L
10.	87,998	Sept. 30, 1978	at Ohio State	28-34	L

SEASON ATTENDANCE

TOTAL ATTENDANCE (HOME GAMES ONLY)

	ATT.	YEAR	G	AVG.
1.	321,639	2013	7	45,948
2.	289,574	2011	7	41,368
3.	280,257	2014	6	46,710
4.	276,960	2015	6	46,160
5.	275,029	2016	6	45,838
6.	262,978	2017	6	43,830
7.	259,559	2006	7	37,080
8.	247,165	2012	6	41,194
9.	240,367	1991	6	40,061
10.	240,259	2010	6	40,043

TOTAL ATTENDANCE (ALL GAMES)

	ATT.	YEAR	G	AVG.
1.	679,202	2012	13	52,246
2.	644,852	2013	13	49,604
3.	596,280	2014	13	45,868
4.	591,841	2009	12	49,320
5.	586,218	2016	13	45,094
6.	564,109	2008	12	47,009
7.	536,833	1997	11	48,803
8.	530,127	1975	11	48,193
9.	523,681	2006	12	43,640
10.	521,483	2007	12	43,457

AVERAGE ATTENDANCE (HOME GAMES ONLY)

	AVG.	YEAR	G	ATT.
1.	46,710	2014	6	280,257
2.	46,160	2015	6	276,960
3.	45,948	2013	7	321,639
4.	45,838	2016	6	275,029
5.	43,830	2017	6	262,978
6.	41,368	2011	7	289,574
7.	41,194	2012	6	247,165
8.	41,180	1975	5	205,900
9.	40,560	1974	5	202,800
10.	40,541	1995	5	202,707

STADIUM HISTORIES

TEAM

RUSHING YARDS
Most: 641 — by Nebraska, Oct. 13, 2001 [73 att.]
Baylor: 476 — vs. West Virginia, Oct. 5, 2013 [61 att.]
PASSING YARDS
Most: 580 — by Texas Tech, Nov. 8, 2003 [44 comp., 64 att.]
Baylor: 510 — vs. TCU, Oct. 11, 2014 [34 comp., 45 att.]
YARDS OF TOTAL OFFENSE
872 — by Baylor, vs. West Virginia, Oct. 5, 2013
FIRST DOWNS
39 — three times; by Baylor vs. Rice, Sept. 26, 2015; by Baylor, vs. TCU, Oct. 11, 2014
FEWEST RUSHING YARDS ALLOWED
(-48) — by Oklahoma, Nov. 18, 2006 [20 att.]
Baylor: (-3) — vs. New Mexico, Nov. 3, 1984 [43 att.]
FEWEST PASSING YARDS ALLOWED
0 — by Baylor, vs. Texas A&M, Oct. 22, 1960 [8 att.]
FEWEST YARDS OF TOTAL OFFENSE ALLOWED
50 — by Baylor, vs. UNLV, Sept. 3, 1988 [45 att.]
FEWEST FIRST DOWNS ALLOWED
2 — by Baylor, vs. UNLV, Sept. 3, 1988
INTERCEPTIONS THROWN
Most: 6 — twice, most recently by Texas, Nov. 25, 1978 [30 att.]
Baylor: 6 — vs. Arkansas, Oct. 9, 1965 [23 att.]
PENALTIES
Most: 20 — by Northwestern State, Sept. 9, 2006 [139 yards]
Baylor: 16 — twice, most-recently vs. SMU, Oct. 9, 1976 [126 yards]
TURNOVERS
10 — by Baylor, vs. Arkansas, Oct. 11, 1975 [8 fumbles lost, 2 interceptions]

INDIVIDUAL

RUSHING

ATTEMPTS
37 — Rashad Armstrong, Baylor, vs. Colorado, Oct. 4, 2003 [166 yards]
YARDS
Most: 271 — Dickey Morton, Arkansas, Oct, 13, 1973 [28 att.]
Baylor: 250 — Jay Finley, vs. Kansas State, Oct. 23, 2010 [26 att.]
TOUCHDOWNS
5 — Jonathan Golden, Baylor, vs. Samford, Sept. 7, 2002 [19 att.]; Kyle Hicks, TCU, Nov. 5, 2016
LONGEST RUN
Play: 99 — Abdul Adams, Oklahoma, Sept. 23, 2017 [TD]
Baylor: 82 — Jay Finley, vs. Kansas State, Oct. 23, 2010

PASSING

ATTEMPTS
Most: 68 — David Klingler, Houston, Oct. 6, 1990 [25 comp.]
Baylor: 60 — Blake Szymanski, vs. Colorado, Oct. 6, 2007 [36 comp.]
COMPLETIONS
Most: 44 — Stephen Calvert, Liberty, Nov. 2, 2017 [60 att.]
Baylor: 36 — Blake Szymanski, vs. Colorado, Oct. 6, 2007 [60 att.]
YARDS
510 — Bryce Petty, Baylor, vs. TCU, Oct. 11, 2014 [34 comp. 55 att.]
TOUCHDOWNS
Most: 7 — B.J. Symons, Texas Tech, Nov. 8, 2003
Baylor: 6 — 3 times; Seth Russell, vs. Rice, Sept. 26, 2015; Bryce Petty, vs. TCU, Oct. 11, 2014; Blake Szymanski, vs. Rice, Sept. 8, 2007.
LONGEST PASS
94 — Robert Griffin III to Josh Gordon, Baylor, vs. Kansas, Oct. 2, 2010 [TD]

RECEIVING

RECEPTIONS
Most: 14 - two times, Sterling Shepard, Oklahoma, Nov. 14, 2015 [177 yards]; Tyler Lockett, Kansas State, Dec. 6, 2014 [158 yards]
Baylor: 12 — two times; Kendall Wright, vs. TCU, Sept. 2, 2012 [121 yards]; Dominique Zeigler, vs. Texas A&M, Oct. 30, 2004 [121 yards]
YARDS
223 — KD Cannon, Baylor, vs. Northwestern State, Sept. 6, 2014 [6 rec.]
TOUCHDOWNS
Most: 4 — Emmanuel Tolbert, SMU, Oct. 14, 1978 [13 rec.]
Baylor: 4 — Corey Coleman, vs. Lamar, Sept. 12, 2015 [6 rec.]

TOTAL OFFENSE

ATTEMPTS
Most: 67 — David Klingler, Houston, Oct. 6, 1990 [404 yards]
Baylor: 65 — Bryce Petty vs. TCU, Oct. 11, 2014 [533 yards]
YARDS
551 — Robert Griffin III vs. Oklahoma, Nov. 19, 2011 [52 att.]

ALL-PURPOSE

YARDS
Most: 271 — Dickey Morton, Arkansas, Oct, 13, 1973 [28 att.]
Baylor: 250 — Jay Finley, vs. Kansas State, Oct. 23, 2010 [26 att.]
LONGEST INTERCEPTION RETURN
95 — Howard Fields, Baylor, vs. TCU, Oct. 27, 1979 [TD]
LONGEST KICKOFF RETURN
100; three times,
most recently Robert Quiroga, Baylor, vs. Texas Tech, Nov. 8, 2003 [TD]
LONGEST PUNT RETURN
92 — Lawrence Elkins, Baylor, vs. TCU, Nov. 3, 1962 [TD]
LONGEST FIELD GOAL
58 — Jeff Ireland, Baylor, vs. Rice, Oct. 12, 1991
LONGEST PUNT
Play: 82 — Alan Lowery, Texas, Nov. 11, 1972
Baylor: 78 — Daniel Sepulveda, Baylor, vs. Kansas State, Sept. 30, 2006

MISCELLANEOUS

LARGEST CROWD
Conference Game: 51,728 — Texas, Dec. 7, 2013
Non-Conference Game: 46,300 — Auburn, Sept. 20, 1975
HOME GAMES WON
Most: 7 — 2011
Fewest: 0 — 1969, 2017
HOME GAMES LOST
Most: 6 — 2017
PERFECT HOME SEASONS
5 — (5-0 in 1979, 1985; 6-0 in 2014; 7-0 in 2011, 2013)
WINNING HOME SEASONS
37 — (last in 2016, 4-2)
NON-LOSING (.500) HOME SEASONS
6 — (last in 2004, 3-3)
LOSING HOME SEASONS
25 — (last in 2017, 0-6)
HOME GAMES, SEASON
Most: 7; eight times (1977, 1992, 2001, 2003, 2006, 2008, 2011, 2013)
Fewest: 4; eight times (1956, 1959, 1965, 1967, 1968, 1969, 1971, 1978)
LARGEST MARGIN OF VICTORY
Conference: 64; vs. Iowa State, Oct. 19, 2013 (71-7)
Non-Conference: 66; vs. Wofford, Aug. 31, 2013 (69-3)
LARGEST MARGIN OF DEFEAT
Conference: 62; by Texas, Sept. 25, 1999 (0-62) and Nov. 5, 2005 (0-62)
Non-Conference: 33; by Kansas State (15-48), Sept. 20, 1969
MOST POINTS, BAYLOR
Quarter: 35; vs. ULM, Sept. 21, 2013 (2nd)
Half: 56; vs. Buffalo, Sept. 7, 2013 (1st); vs. West Virginia, Oct. 5, 2013 (1st)
Conference: 71; vs. Iowa State, Oct. 19, 2013 (71-7)
Non-Conference: 70; four times, most recently vs. Rice, Sept. 26, 2015 (70-7)
MOST POINTS, OPPONENT
Quarter: 28; seven times, most recently by TCU, Nov. 5, 2016 (2nd)
Half: 49; by Texas Tech, Oct. 27, 2001 (1st)
Conference: 63; by Texas, Nov. 24, 1994 (35-63); by Texas Tech, Oct. 27, 2001 (19-63)
Non-Conference: 57; by Colorado, Sept. 12, 1992 (38-57)
MOST POINTS, COMBINED
Conference: 119; Baylor (61) vs. TCU (58), Oct. 11, 2014
Non-Conference: 98; Baylor (50) vs. TCU (48), Sept. 2, 2011
LONGEST STREAK, BAYLOR
Winning: 20; 2012-2015, ended vs. Oklahoma, Nov. 14, 2015
Losing: 8; Nov. 5, 2016-Nov. 18, 2017 (current)

BAYLOR ATHLETICS HALL OF FAME

Baylor's Athletic Hall of Fame was organized in 1960 to recognize and honor persons whose participation and contributions enriched and strengthened the University's athletic program. All potential candidates are eligible for the hall of fame 10 years after the completion of their eligibility.

Abercrombie, Walter (FB '78-81) - 1992
Adickes, Mark (FB '79, '81-83) - 1996
Adkins, Herbert (FB '59-61) - 2011
Anderson, Alfred (FB '80-83) - 1997
Arreaga, Johnny (MG '58-60) - 2003
Athey, Bill (FB '50-52) - 1987
Aulenbacher-Heinz, Karen (WBB-SB '75-78) - 1997
Barnett, J. C. "Abe"
(MBB '32-34, BB '32-34, TR '33, FB '33) - 1984
Baxter, Gary (FB '97-00) - 2018
Becker, Benjamin (MTEN '02-03) - 2017
Benson, Charles (FB ' 79-82) - 2009
Berry, Ray (FB '86) - 2005
Black, Terry (MBB '99-01) - 2015
Blackmon, Robert (FB '86-89) - 2003
Blackmon, Steffanie (WBB '02-05) - 2017
Blailock, W. Russel (FB '20-22) - 1965
Bonner, Melvin (FB, '89-92) - 2007
Bowers-Smith, Stacey (TR '96-99) - 2009
Bowman, Tommy (MBB '68-70) - 1999
Boyd, Sam B. (FB '36-38) - 1962
Brabham, Danny (TR '70-73) - 1991
Bradley, Walter D. "Bunk" (MBB '33-35) - 1999
Bradshaw, Charles (FB '56-57) - 1973
Bradshaw, Wesley Walker (FB '21-22) - 1961
Branch, Aundre (MBB '92-95) - 2016
Brandenburg, Carol Reeves (WBB '73-77) - 2006
Bridgers, John (FB Coach, '59-68) - 1994
Bridges, Frank B. (FB Coach '20-25) - 1967
Bull, Ronnie (FB '59-61) - 1976
Burch, J.B. "Barney" (FB 25) - 1967
Burk, Adrian (FB '47-49) - 1970
Burns, Ronald (FB '74-77) - 2002
Caldwell, Willie (TR '82-85) - 2003
Cameron, Molly (SOC '96-00) - 2015
Campbell, Dave (Sportswriter '42-present) - 2004
Carlson, Cody (FB '83-86) - 2000
Casner, Ken (FB '49-51) - 1981
Coates, Sam (FB '24-26) - 1968
Coker, Burl (BB '75-78) - 1998
Collins, Mark (TR '75-78) - 1989
Combs, Pat (BB '87-88) - 2012
Connally, Fritz (BB '77-80) - 1996
Connally, Wayne (BB-MBB '53-56) - 1979
Coody, Jerry (FB '51-53) - 1985
Cotton, Ray Stone (FB-TR '45-46) - 1978
Couts, Brandon (TR '98-01) - 2013
Cox, T.C. "Skip" (Trainer '73-84, Administrator '84-91) - 2010
Crawford, Marty (BB '93-96) - 2008
Creasey, Pete (MBB-TR '38-40) - 1992
Crockett, Ray (FB '85-88) - 2008
Crockrom, Danielle (WBB '98-02) - 2015
Crow, Floyd "Uncle Jim" (Coach '20-65) - 1960
Davidson, Cotton (FB '51-53) - 1982
Davis, Bruce (FB '83) - 2005
Davis-Stinnett, Maggie (WBB '86-89, '90-91) - 2001
Dawson, Carroll (MBB '58-60, Coach '64-73) - 1998
Ditta, Frank (FB '78-80) - 2009
Dorsch, Benedikt (MT '02-05) - 2015
Dotson, Santana (FB '88-91) - 2004
Dupre, L. G. "Long Gone" (FB '52-54) - 1981
Edwards, Bennett "Monk" (FB '36-39) - 1972
Eikenberg, Babette Metcalf (WBB '78) - 2005
Elkins, Lawrence (FB '62-64) - 1976
Eppers, Suzie Snider (WBB '74-77, TR '74-77) - 1987
Ernstrom, Karin (TR-XC '97-00) - 2012
Everett, Thomas (FB '83-86) - 1998
Fallen, Olga (WBB Coach '74-79, SB Coach '79) - 1999
Fallon, Frank (Broadcaster '53-95) - 1995
Fields, Glynn (TR '63) - 2005
Fouts, Theron Judson (FB '15-16) - 1962
Francis, James (FB '86-89) - 2001
Francis, Ron (FB '82-86) - 2017
Frazier, Earl C. "Mule" (TR '19, '22-24) - 1963
Freeze, C. P. "Jake" (BB '23-25) - 1979
Galloway, Gale (FB '49-51) - 1980
Garvin, Rex (TR '63-65) - 2010
Gatewood, Larry (MBB '68-70) -2012
Gatewood, Lester "Buddy" (FB '40-42) - 1966
Geis, Sally (XC '90-93) - 2008
Gentry, Dennis (FB '79-81) - 2002
Glass, Bill (FB '55-57) - 1969
Goodwin, Ronnie (FB '60-63, BB '61-63) - 1977
Goree, Roger (FB '70-72) - 1983
Graves, George Berry Sr. (TR '29, MBB mgr. '30) - 2000
Greathouse, Dawn (SOC '97-00) -2011
Green, Gary (FB '73-76) - 1989
Gremminger, Henry (FB '53-55) - 1971
Grimes, Randy (FB '80-82) - 2007
Harbour, Todd (TR '78-81) - 1992
Hardy, Darrell (MBB '65-67) - 1982
Harrell, O.M. "Slim" (BB, '10-12) - 1970
Harris, Fred "Red" (FB-MBB-BB-TR '29-31) - 1977
Hart, Clyde (TR '54-56) - 1983
Heathington, Don (MBB '48-50) - 1975
Henderson, R.E. (Coach '36-69) - 1966
Hickman, Larry (FB '55-57) - 1973
Hicks, Bill (FB '58-61, FB Coach '62-63, '69-81) - 2017
Hobby, Tim (MG ''87-90) - 2018
Hollis, Billy (TR '58-60) - 2009
Hughes, Michael (FB '73-75) - 2006
Humphrey, Buddy (FB '56-58) - 2006
Isbell, Larry (FB-BB '49-51) - 1975
Ison, J.D. (FB '47-49) - 1994
Jackson, Jeff (TR '93-96) - 2017
James, Frank (FB '31-33) - 1988
Jeffrey, James (FB '47-51) - 1971
Jeffrey, Jay (FB '80-81, BB '81-82) - 2009
Jeffrey, Neal (FB '72-74) - 1985
Jennings, Jason (BB '97-99) - 2009
Jennings, Morley (FB Coach, '26-40) - 1965
Joe, J.J. (FB '90-93) - 2006
Johnson, Gary Don (FB '75-79) - 2011
Johnson, Michael (TR '87-90) - 2000
Johnson, Vinnie (MBB '78-79) - 1991
Jones, Bentley (FB '46-48) - 2016
Jones, Bobby (FB '54-56) - 1983
Jooste, Johann (MT '97-00) - 2012
Kelley, Clyde "Abe" (FB '25, MBB '25-26) - 1963
Kent, Phillip (FB '73-'74) - 1987
Kirkpatrick, Hubert (MBB '37-38) - 1993
Kamani, Bayano (TR '98-01) - 2015
Knoll, Matt (TN Coach '97-present) - 2008
Koch, Barton "Botchey" (FB '28-30) - 1961
Lake-Reichenstein, Chelsi (SB '04-07) - 2018
Lambert, Sheila (WBB '00-02) - 2013
Laurence, Donnie (FB '62-65, BB, '64-66) - 1993
Lee, Ronnie Bo (FB '75-78) - 2018
Luce, Darrell (FB '72-74) - 1990
Luckey, LaNita (WBB '88-92) - 2010
Lummus, Jack (FB '39-40, BB '39-41) - 1984
Lyons, Teddy (BB '20-23) - 1960
Macko, Steve (BB '76-77) - 1988
Mallett, Jerry (MBB '55-57) - 1972
Maples, Bobby (FB '62-64) - 1980
Marcontell, Jerry C. (FB '55-57) - 2013
Marsh, Ed (FB '68-70) - 2015
McElroy, Vann (FB '78-81) - 1994
McNeil, Gerald (FB '80-83) - 1995
Menefee, Bill (MBB Coach '62-73, AD '80-91) - 1997
Middleton, Darryl (MBB '85-88) - 2010
Miller, Fred (FB '92-95) - 2010
Miller, Tony (TR '90-94) - 2011
Minor, Deon (TR '92-95) - 2006
Minter, Tommy (FB '59-61) - 1999
Monsees, Lisa Stone (TR '88-91) - 2003
Mosley, C. P. "Bubs" (FB Coach, '14-19) - 1964
Muecke, Tom (FB '82-85) - 2015
Mulkey, Kim (WBB Coach) - 2007
Murphy, David (BB '01-03) 2013
Nalepa, Natalie (TR '88-91) - 2002
Nash, E.R. "Bubba" (FB-MBB '22-24) - 1974
Nelson, R.C. "Bob" (FB '38-40) - 1966
Nelson, Yulanda (TR, '96-99) - 2014
Palmer, Pinkie (FB '66-68) - 2013
Parekh, Jahnavi (WT '99-01) - 2016
Parker, Buddy (FB '48-50, BB '49-51) - 1986
Patterson, J.W. "Bullet Bill" (FB '36-38) - 1963
Patterson, Jack (TR Coach '56-62; AD '71-80) - 1980
Payne, Bill (TR '87-91) - 2017
Perlman, Jon (BB '76-79) - 2016
Pierre, Raymond (TR '86-89) - 2002
Pilgrim, Lynnell Pyron (WBB '75-77) - 2004
Pipes, Greg (FB '65-67) - 1986
Pittman, B.J. (FB '19-22) - 1964
Pittman, Ralph (FB, '22-24) - 1964
Polk, Elisha (VB '96-99) - 2018
Prestridge, Luke (BB FB, '79) - 2005
Randle, Ervin (FB '81-84) - 2012
Riley, Harold (FB '47-51) - 1978
Robinson, Adrian (FB, '93-95) - 2014
Robinson, Robert Jackson (MBB '46-48) - 1963
Robinson, Thomas P. (FB '07-10, BB '08-11) - 1964
Russell, Jack (FB '40-41) - 1985
Russell, Lloyd O. (FB '34-36) - 1962
Sauer, George (FB Coach '50-55) - 1994
Saunders, Courtney (SOC '96-99) - 2012
Schroeder, Dutch (BB '48-49, BB coach '62-73) - 2000
Schulz, Aubrey (FB '73-74) - 1995
Sepulveda, Daniel (FB '03-06) - 2016
Shofner, Del (FB '54-56) - 1970
Shoppach, Kelly (BB '99-01) - 2011
Sims, George "Gabby" (FB '45-48) - 1995
Sims, Mike (ATC '75-17) - 2018
Singletary, Mike (FB '77-80) - 1991
Sisco, Jack Jr. (FB '50-52) - 1996
Sisco, Robert D. "Jack" Sr. (FB '24-25) - 1962
Sivertson, Cory (VB '91-94) - 2007
Skinner, Brian (MBB '95-98) - 2013
Smith, James Ray (FB '52-54) - 1968
Smith, Steve (BB '82-83) - 2006
Smalley, Roy Lee (TR '60-62) - 2008
SoRelle, Boyd "Jelly" (MBB-BB, '35-38) - 1981
Stanton, Tom (MBB '70-72, BB '72-73, AD '96-03) - 2008
Stevens, Richard (FB, '67-69) - 2014
Stovall, J.D. (TR, '25-27) - 1969
Strickland, Bennie (FB '23-25) - 1963
Strickland, F. B. Sr. (FB '19-22, BB '20-21) - 1997
Strickland, Raymond (MBB & TR '30-32,BB '32) - 2001
Sullivan, Mickey (FB '51-53, BB '52-54) - 1982
Tanner, John S. (FB '20-22) - 1967
Teaff, Grant (FB Coach, '72-92) - 1993
Teagle, Terry (MBB '79-82) - 1993
Thompson, Ricky (TR '73-'76, FB '74-75) - 1992
Tinsley, R. P. "Buddy" (FB '47-48) - 1988
Tinsley, Richard (MBB '59-61) - 2004
Topolski, Jon (BSB, '96-99) - 2014
Trippet, Dr. H. H. (Team Doctor '35-71) - 1998
Trull, Don (FB '60-63) - 1975
Turner, Jim (MBB '66-68) - 1996
Uhlaender, Ted (BSB, '59-61) - 2014
Vickrey, Raymond L. (TR '54-56) - 2002
Vitek, Cristin (SB '02-05) - 2016
Walker, Homer "Bear" (FB-TR '22-24) - 1976
Walker, Jimmy (MG '97-01) - 2015
Wariner, Jeremy (TR '03-04) - 2014
Washing, Jennifer Jordan (TR '95-98) - 2017
Welch, Michael (FB '86-90) - 2002
Wells, Kip (BB '96-98) - 2010
Wells, Stone "Red" (FB-MBB-BB '28-30) - 1974
Wesley, David (MBB '90-92) - 2007
White, Ed (TN '54-56) - 2007
Willhite, Melanie Hagewood (WG '99-03) - 2017
Williams, Micheal (MBB '85-88) - 2001
Williams, Stan (FB '47-50) - 1972
Williamson, Darold (TR '02-05) - 2016
Williamson, Roy C. (FB '22-24) - 1969
Wilson, Howard "Yank" (FB '16-19) - 1964
Wilson, Jack (FB '39-41) - 1968
Wilson, Jake (FB-TR-BB '27-30) - 1971
Witcher, Dr. S. L. (FB-MBB '28-31) - 1977
Wolf, Ralph R. (BB Coach '27-41) - 1962
Young, Paula (SB-WBB '76-80, SB coach '82-88 & '96-00, WG coach '88-95) - 2011
Young, (Malcolm) Sophia (WBB '02-06) - 2016
Zemenova, Zuzana (WTEN '04-08) - 2018

INDIVIDUAL RECORDS

Editor's Note: All records since 1947 unless otherwise noted.

RUSHING

ATTEMPTS

GAME
42 — Terrance Ganaway vs. Texas Tech, 2011 [246 yards]

SEASON
267 — Steve Beaird, 1974 [1,104 yards]

CAREER
732 — Walter Abercrombie, 1978-81 [3,665 yards]

YARDS

GAME
250 — Jay Finley vs. Kansas State, 2010 [26 att.]

SEASON
1,547 — Terrance Ganaway, 2011 [250 att.]
Freshman: 881 — Shock Linwood, 2013 [128 att.]
Sophomore: 1,293 — Shock Linwood, 2014 [251 att.]
Junior: 1,187 — Walter Abercrombie, 1980 [229 att.]
Senior: 1,547 — Terrance Ganaway, 2011 [250 att.]
Quarterback: 843 — Robert Griffin III, 2008 [173 att.]

CAREER
4,213 — Shock Linwood, 2013-16 [713 att.]

CAREER (TWO SEASONS)
2,189 — Lache Seastrunk, 2012-13 [289 att.]

YARDS PER ATTEMPT

GAME (MIN. 5 ATTEMPTS)
20.50 — Del Shofner vs. Texas, 1956 [6 for 123 yards]

GAME (MIN. 10 ATTEMPTS)
20.45 — Robert Griffin III vs. Washington State, 2008 [11 for 225 yards]

GAME (MIN. 15 ATTEMPTS)
10.89 — Walter Abercrombie at Texas A&M, 1978 [19 for 207 yards]

GAME (MIN. 20 ATTEMPTS)
10.50 — Jerod Douglas vs. Texas, 1994 [20 for 210 yards]

GAME (MIN. 25 ATTEMPTS)
9.62 — Jay Finley vs. Kansas State, 2010 [26 for 250 yards]

SEASON (MIN. 75 ATTEMPTS)
7.73 — Lache Seastrunk, 2012 [131 for 1,012 yards]

SEASON (MIN. 125 ATTEMPTS)
7.73 — Lache Seastrunk, 2012 [131 for 1,012 yards]

CAREER (MIN. 200 ATTEMPTS)
7.57 — Lache Seastrunk, 2012-13 [289 for 2,189 yards]

CAREER (MIN. 300 ATTEMPTS)
5.91 — Shock Linwood, 2013-16 [713 for 4,213 yards]

CAREER (MIN. 400 ATTEMPTS)
5.91 — Shock Linwood, 2013-16 [713 for 4,213 yards]

YARDS PER GAME

SEASON
119.00 — Terrance Ganaway, 2011 [1,547 in 13 games]

CAREER
94.00 — Walter Abercrombie, 1978-81 [3,665 in 39 games]

100-YARD GAMES

SEASON
8 — Walter Abercrombie, 1980 [11 games]
Quarterback: 4 — Robert Griffin III, 2008 [12 games]

CAREER
19 — Walter Abercrombie, 1978-81 [39 games]
Quarterback: 7 — Robert Griffin III, 2008-11 [41 games]

CONSECUTIVE 100-YARD GAMES

SEASON
4 — Lache Seastrunk, 2012; Lache Seastrunk, 2013; Shock Linwood, 2015

CAREER
8 — Lache Seastrunk, 2012-13

TOUCHDOWNS

GAME
5 — Jonathan Golden vs. Samford, 2002 [19 att.];
* Terrance Ganaway vs. Washington, 2011 [21 att.]
Quarterback: 3 — Bryce Petty vs. UCF, 2013 [11 att.]

SEASON
21 — Terrance Ganaway, 2011 [250 att.]
Quarterback: 14 — Bryce Petty, 2013 [94 att.]

CAREER
36 — Shock Linwood, 2013-16 [713 att.]
Quarterback: 33 — Robert Griffin III, 2008-11 [528 att.]

* — FBS Bowl record

PASSING

ATTEMPTS

GAME
63 — Charlie Brewer vs. Texas Tech, 2017 [43 comp.]

SEASON
464 — Nick Florence, 2012 [286 comp.]

CAREER
1,192 — Robert Griffin III, 2008-11 [800 comp.]

CONSECUTIVE ATTEMPTS WITHOUT INT

GAME
50 — Shawn Bell vs. Texas A&M, 2004

SEASON
229 — Bryce Petty [Oct. 5, 2013-Nov. 30, 2013]

CAREER
229 — Bryce Petty [Oct. 5, 2013-Nov. 30, 2013]
* 209 — Robert Griffin III [Aug. 28, 2008-Nov. 1, 2008]

* — NCAA record to start a career

COMPLETIONS

GAME
43 — Charlie Brewer vs. Texas Tech, 2017 [63 att.]

SEASON
304 — Robert Griffin III, 2010 [454 att.]

CAREER
800 — Robert Griffin III, 2008-11 [1,192 att.]

COMPLETION PERCENTAGE

GAME (MIN. 15 ATTEMPTS)
90.5 — Robert Griffin III vs. SFA, 2011 [19-of-21]

GAME (MIN. 20 ATTEMPTS)
90.5 — Robert Griffin III vs. SFA, 2011 [19-of-21]

GAME (MIN. 30 ATTEMPTS)
87.9 — Robert Griffin III vs. Rice, 2011 [29-of-33]

GAME (MIN. 40 ATTEMPTS)
85.0 — Bryce Petty vs. Kansas State, 2014 [34-of-40]

SEASON (MIN. 125 ATTEMPTS)
72.4 — Robert Griffin III, 2011 [291-of-402]

CAREER (MIN. 250 ATTEMPTS)
67.1 — Robert Griffin III, 2011 [800-of-1,192]

CAREER (MIN. 500 ATTEMPTS)
67.1 — Robert Griffin III, 2011 [800-of-1,192]

YARDS

GAME
581 — Nick Florence at West Virginia, 2012 [29-of-47]

SEASON
4,309 — Nick Florence, 2012 [286-of-464]
Freshman: 2,178 — Brad Goebel, 1987 [158-of-305]
Sophomore: 3,501 — Robert Griffin III, 2010 [304-of-454]
Junior: 4,293 — Robert Griffin III, 2011 [291-of-402]
Senior: 4,309 — Nick Florence, 2012 [286-of-464]

CAREER
10,366 — Robert Griffin III, 2008-11 [800-of-1,192]

TOUCHDOWNS

GAME
6 — Blake Szymanski vs. Rice, 2007 [46 att.]
6 — Bryce Petty vs. TCU, 2014 [55 att.]
6 — Seth Russell vs. Rice, 2015 [16 att.]

SEASON
37 — Robert Griffin III, 2011 [402 att.]

CAREER
78 — Robert Griffin III, 2008-11 [1,192 att.]

CONSECUTIVE GAMES WITH TD PASS

SEASON
13 — Robert Griffin III, 2011; Bryce Petty, 2013

CAREER
25 — Bryce Petty, 2013-14 [Aug. 31, 2013-Jan. 1, 2015]

INTERCEPTIONS

GAME
6 — Jay Jeffrey at Texas, 1981 [36 att.]

SEASON
23 — Terry Southall, 1966 [337 att.]

CAREER
45 — Terry Southall, 1964-66 [629 att.]

200-YARD GAMES

SEASON
13 — Bryce Petty, 2013 [13 games]

CAREER
29 — Robert Griffin III, 2008-11 [41 games]

CONSECUTIVE GAMES
13 — Bryce Petty, 2013

300-YARD GAMES

SEASON
10 — Bryce Petty, 2013 [13 games]

CAREER
16 — Bryce Petty, 2011-14 [36 games]

CONSECUTIVE GAMES
7 — Bryce Petty, 2013

400-YARD GAMES

SEASON
4 — Robert Griffin III, 2011 [13 games]
4 — Bryce Petty, 2014 [12 games]

CAREER
5 — Robert Griffin III, 2008-11 [41 games]
5 — Bryce Petty, 2011-14 [36 games]

CONSECUTIVE GAMES
3 — Robert Griffin III, 2011

INDIVIDUAL RECORDS

RECEIVING

RECEPTIONS

GAME
17 — Terrance Williams at West Virginia, 2012 [314 yards]

SEASON
108 — Kendall Wright, 2011 [1,663 yards]
Freshman: 58 — KD Cannon, 2014 [1,030 yards]
Sophomore: 66 — Kendall Wright, 2009 [740 yards]
Junior: 87 — KD Cannon, 2016 [1215 yards]
Senior: 108 — Kendall Wright, 2011 [1,663 yards]

CAREER
302 — Kendall Wright, 2008-11 [4,004 yards]

CONSECUTIVE GAMES WITH RECEPTION

SEASON
13 — nine times — Kendall Wright, Tevin Reese, Lanear Sampson, 2011; Terrance Williams, Lanear Sampson, Levi Norwood, 2012; Antwan Goodley, Levi Norwood, 2013; KD Cannon, 2014

CAREER
50 — Kendall Wright [Aug. 28, 2008-Dec. 29, 2011]

YARDS

GAME
314 — Terrance Williams at West Virginia, 2012 [17 rec.]

SEASON
1,832 — Terrance Williams, 2012 [97 rec.]

CAREER
4,004 — Kendall Wright, 2008-11 [302 rec.]

YARDS PER RECEPTION

SEASON (MIN. 20 RECEPTIONS)
24.59 — Melvin Bonner, 1991 [34 for 836]

CAREER (MIN. 50 RECEPTIONS)
21.57 — Melvin Bonner, 1989-92 [92 for 1,984]

TOUCHDOWNS

GAME
4 — Corey Coleman vs. Lamar, 2015 [6 rec.]

SEASON
20 — Corey Coleman, 2015 [74 rec.]

CAREER
33 — Corey Coleman, 2013-15 [173 rec.]

100-YARD GAMES

SEASON
9 — Kendall Wright, 2011 [13 games]

CAREER
19 — Kendall Wright, 2008-11 [50 games]

TOTAL OFFENSE

TOTAL PLAYS

GAME
72 — Charlie Brewer vs. Texas Tech, 2017 [9 rush/63 pass]

SEASON
603 — twice, Robert Griffin III, 2010 [149 rush/454 pass]; Nick Florence, 2012 [139 rush/464 pass]

CAREER
1,720 — Robert Griffin III, 2008-11 [528 rush/1,192 pass]

TOTAL YARDS

GAME
575 — Nick Florence at West Virginia, 2012 [-6 rush/581 pass]

SEASON
4,992 — Robert Griffin III, 2011 [699 rush/4,293 pass]
Freshman: 2,934 — Robert Griffin III, 2008 [843 rush/2,091 pass]
Sophomore: 4,136 — Robert Griffin III, 2010 [635 rush/3,501 pass]
Junior: 4,992 — Robert Griffin III, 2011 [699 rush/4,293 pass]
Senior: 4,877 — Nick Florence, 2012 [568 rush/4,309 pass]

CAREER
12,620 — Robert Griffin III, 2008-11 [2,254 rush/10,366 pass]

YARDS PER PLAY

SEASON
8.87 — Bryce Petty, 2013 [4,409 in 497 plays]

CAREER
8.23 — Bryce Petty, 2011-14 [8,533 in 1,037 plays]

TD RESPONSIBILITY (PASSING AND RUSHING)

GAME
6 — five times, Blake Szymanski vs. Rice, 2007 [0 rush/6 pass]; Robert Griffin III vs. Rice, 2011 [1 rush/5 pass]; Nick Florence at West Virginia, 2012 [1 rush/5 pass]; Seth Russell vs. Northwestern St., 2014 [1 rush/5 pass]; Bryce Petty vs. TCU, 2014 [0 rush/6 pass]

SEASON
47 — Robert Griffin III, 2011 [10 rush/37 pass]

CAREER
111 — Robert Griffin III, 2008-11 [33 rush/78 pass]

ALL-PURPOSE

ATTEMPTS

GAME
42 — Terrance Ganaway vs. Texas Tech, 2011 [246 yards]

SEASON
289 — Steve Beaird, 1974 [1,327 yards]

CAREER
764 — Walter Abercrombie, 1978-81 [4,000 yards]

NET YARDS

GAME
314 — Terrance Williams at West Virginia, 2012 [17 att.]

SEASON
1,846 — Terrance Williams, 2012 [99 att.]

CAREER
4,693 — Terrance Williams, 2009-12 [271 att.]

SCORING

POINTS SCORED

GAME
36 — Jonathan Golden vs. Samford, 2002 [5 TD rush, 1 TD rec]

SEASON
132 — Terrance Ganaway, 2011 [22 TD]

CAREER
222 — Shock Linwood, 2013-16 [37 TD]

POINTS SCORED, KICKING

GAME
19 — Chris Callahan vs. TCU, 2014 [4 FG, 7 PAT]

SEASON
129 — Chris Callahan, 2014 [18 FG, 75 PAT]

CAREER
451 — Aaron Jones, 2010-13 [59 FG, 274 PAT]

TOUCHDOWNS

GAME
6 — Jonathan Golden vs. Samford, 2002

SEASON
22 — Terrance Ganaway, 2011

CAREER
37 — Shock Linwood, 2013-16

FIELD GOALS MADE

LONGEST
60 — Bubba Hicks at Rice, 1975

GAME
4 — eight times; last by Connor Martin vs. Oklahoma, 2017

SEASON
20 — Connor Martin, 2017 [24 att.]

CAREER
59 — Aaron Jones, 2010-13 [94 att.]

FIELD GOALS ATTEMPTED

GAME
5 — several times; last by Connor Martin vs. Oklahoma, 2017 [4 made]

SEASON
27 — Aaron Jones, 2010 [19 made]
27 — Aaron Jones, 2012 [16 made]

CAREER
94 — Aaron Jones, 2010-13 [59 made]

FIELD GOAL PERCENTAGE

SEASON (MIN. 7 MADE)
85.7 — Marty Jimmerson,1984 [12-of-14]

CAREER (MIN. 10 MADE)
73.1 — Terry Syler, 1985-88 [38-of-52]

PAT KICKS MADE

GAME
10 — Aaron Jones vs. Louisiana-Monroe, 2013 [10 att.]
10 — Chris Callahan vs. Rice, 2015 [10 att.]

SEASON
83 — Chris Callahan, 2015 [83 att.]

CAREER
274 — Aaron Jones, 2010-13 [278 att.]

PAT KICKS ATTEMPTED

GAME
10 — Aaron Jones vs. Louisiana-Monroe, 2013 [10 made]
10 — Chris Callahan vs. Rice, 2015 [10 made]

SEASON
83 — Chris Callahan, 2015 [83 made]

CAREER
278 — Aaron Jones, 2010-13 [274 made]

PAT KICK PERCENTAGE

SEASON
1.000 — 18 times, last by Chris Callahan, 2015 [83-of-83]

CAREER (MIN. 35 MADE)
1.000 — Matt Bryant, 1997-98 [42-of-42]

CONSECUTIVE PAT KICKS MADE

SEASON
83 — Chris Callahan, 2015

CAREER
189 — Aaron Jones, 2011-13

INDIVIDUAL RECORDS

PUNTING

PUNTS

GAME
13 — Jack Price vs. SMU, 1947 [469 yards];
Adam Stiles vs. Nebraska, 2001 [498 yards]

SEASON
88 — Ed Marsh, 1970 [3,556 yards]

CAREER
277 — Daniel Sepulveda, 2003-06 [12,531 yards]

YARDS

PLAY
90 — Ralph Pittman at SMU, 1923

GAME
498 — Adam Stiles vs. Nebraska, 2001 [13 punts]

SEASON
3,750 — Daniel Sepulveda, 2003 [87 punts]

CAREER
12,531 — Daniel Sepulveda, 2003-06 [277 punts]

YARDS PER PUNT

GAME (MIN. 5 ATTEMPTS)
57.20 — Buzzy Sawyer at BYU, 1984 [5 for 286 yards]

GAME (MIN. 9 ATTEMPTS)
52.11 — Daniel Sepulveda vs. K-State, 2006 [9 for 469 yards]

SEASON (MIN. 40 ATTEMPTS)
46.49 — Daniel Sepulveda, 2006 [66 for 3,068 yards]

CAREER (MIN. 100 ATTEMPTS)
* 45.24 — Daniel Sepulveda, 2003-06 [277 for 12,531 yards]

* — NCAA record

50-PLUS-YARD PUNTS

GAME
6 — Pete Rutter at Houston, 1989 [10 punts]

SEASON
26 — Daniel Sepulveda, 2003 [87 punts]

CAREER
* 94 — Daniel Sepulveda, 2003-06 [277 punts]

* — NCAA record

60-PLUS-YARD PUNTS

GAME
4 — Buzzy Sawyer vs. Texas, 1984 [11 punts]

SEASON
7 — Buzzy Sawyer, 1984 [73 punts];
Daniel Sepulveda, 2006 [66 punts]

CAREER
21 — Daniel Sepulveda, 2003-06 [277 punts]

DEFENSE

TOTAL TACKLES

GAME
33 — Mike Singletary vs. Arkansas, 1978

SEASON
232 — Mike Singletary, 1978

CAREER
662 — Mike Singletary, 1977-80

SOLO TACKLES

GAME
19 — Brian Blessing at TCU, 1968

SEASON
127 — Mike Singletary, 1978

CAREER
351 — Mike Singletary, 1977-80

ASSISTED TACKLES

GAME
22 — Mike Singletary vs. Arkansas, 1978

SEASON
105 — Mike Singletary, 1978

CAREER
311 — Mike Singletary, 1977-80

TACKLES FOR LOSS

GAME
6 — three times, Gary Don Johnson vs. Texas Tech, 1979;
Andrew Melontree vs. TCU, 1979;
Charles Benson at Texas Tech, 1980

SEASON
20 — Andrew Mellontree, 1979; Charles Benson, 1982

CAREER
49 — Charles Benson, 1979-82

SACKS

GAME
4 — Kent Townsend at UTEP, 1983

SEASON
11.0 — Shawn Oakman, 2014

CAREER
17.5 — Shawn Oakman, 2013-15

INTERCEPTIONS

GAME
3 — seven times; Bobby Griffin vs. TCU, 1949;
Mike Nelms at Rice, 1975;
Howard Fields vs. Air Force, 1977;
Kevin Hancock at Rice, 1984;
Ron Francis vs. Texas, 1986;
Mike Welch vs. Rice, 1987;
Robert Blackmon at Texas, 1989

SEASON
11 — Robert Reid, 1951 [128 yards]

CAREER
16 — Vann McElroy, 1978-81 [113 yards];
Mike Welch, 1986-90 [133 yards]

INTERCEPTION RETURN YARDS

PLAY
99 — Joe Joiner vs. TCU, 1945 [TD]

PLAY, NO TOUCHDOWN
62 — Sam Holl vs. Texas, 2011

GAME
130 — Charles McClanahan at Missouri, 1974 [2 int.]

SEASON
208 — George Sims, 1947 [8 int.]

CAREER
320 — George Sims, 1945-48 [15 int.]

INTERCEPTION RETURNS FOR TD

GAME
2 — three times, Robert Blackmon at Houston, 1987;
Robert Blackmon at Texas, 1989;
Samir Al-Amin vs. Southern Illinois, 2001

SEASON
2 — seven times; George Sims, 1947; Del Shofner, 1954;
Robert Blackmon, 1987; Robert Blackmon, 1989;
Adrian Robinson, 1994; Samir Al-Amin, 2001;
Eddie Lackey, 2012

CAREER
4 — Robert Blackmon, 1986-89

PASSES BROKEN UP

GAME
7 — Gary Baxter vs. North Carolina State, 1998

SEASON
19 — Daniel Wilturner, 2000

CAREER
44 — Gary Baxter, 1997-2000

BLOCKED KICKS

GAME
2 — James Francis, twice in 1989
2 — Jason Lamb vs. Kent State, 2009

SEASON
* 8 — James Francis, 1989 (4 PAT, 3 punts, 1 FG)

CAREER
16 — Max McGeary, 1977-80 (6 FG, 6 punts, 4 PAT)

* — NCAA record

KICK RETURNS

PUNT RETURNS

GAME
8 — Bobby Jack Goforth vs. UNLV, 1988 [116 yards]

SEASON
41 — Gerald McNeil, 1980 [395 yards];
Willie Andrews, 2004 [443 yards]

CAREER
101 — Gerald McNeil, 1980-83 [886 yards]

PUNT RETURN YARDS

PLAY
95 — Milton Evans at Oklahoma City, 1937 [TD]

PLAY, NO TOUCHDOWN
69 — Don Huggins vs. Texas A&M, 1970

GAME
116 — Bobby Jack Goforth vs. UNLV, 1988 [8 returns]

SEASON
443 — Willie Andrews, 2004 [41 returns]

CAREER
949 — Willie Andrews, 2002-05 [97 returns]

YARDS PER PUNT RETURN

SEASON (MIN. 10 RETURNS)
26.60 — Don Huggins, 1970 [10 for 266 yards]

CAREER (MIN. 25 RETURNS)
15.55 — George Sims, 1945-48 [51 for 793 yards]

PUNT RETURN TOUCHDOWNS

SEASON
2 — Levi Norwood, 2013

CAREER
2 — Levi Norwood, 2011-14

INDIVIDUAL RECORDS & COMEBACKS

LONGEST PUNT RETURN

PLAY
95 — Milton Evans at Oklahoma City, 1937 [TD]

PLAY, MODERN ERA
92 — Lawrence Elkins at TCU, 1962 [TD]

KICKOFF RETURNS

GAME
8 — Willie Andrews at Texas A&M, 2003 [196 yards]

SEASON
37 — Gordon Utgard, 1969 [669 yards]

CAREER
83 — Mikail Baker, 2005-10 [1,963 yards]

KICKOFF RETURN YARDS

PLAY
100 — Kalief Muhammad vs. Oregon State, 1996;
Robert Quiroga vs. Texas Tech, 2003

GAME
196 — Willie Andrews at Texas A&M, 2003 [8 returns]

SEASON
763 — David Gettis, 2007 [34 returns]

CAREER
1,963 — Mikail Baker, 2005-10 [83 returns]

YARDS PER KICKOFF RETURN

SEASON (MIN. 10 RETURNS)
33.25 — Jerod Douglas, 1995 [12 for 399 yards]

CAREER (MIN. 25 RETURNS)
26.04 — Corey Coleman, 2013-15 [25 for 651 yards]

KICKOFF RETURN TOUCHDOWNS

GAME
1 — several times;
last by Corey Coleman, 2013 vs. Iowa State [97 yards]

SEASON
2 — Robert Quiroga, 2003

CAREER
2 — Randy Davis, 1999-2002; Robert Quiroga, 2000-03

LONGEST KICKOFF RETURN

PLAY
100 — Kalief Muhammad vs. Oregon State, 1996;
Robert Quiroga vs. Texas Tech, 2003

TOTAL KICK RETURNS

GAME
9 — Willie Andrews at Texas A&M, 2003 [1 punt/8 kickoff]

SEASON
71 — Willie Andrews, 2004 [41 punt/30 kickoff]

CAREER
164 — Willie Andrews, 2002-05 [97 punt/67 kickoff]

TOTAL KICK RETURN YARDS

GAME
196 — Willie Andrews at Texas A&M, 2003
[0 punt/196 kickoff on 9 total returns]

SEASON
1,184 — Willie Andrews, 2004
[443 punt/741 kickoff on 71 total returns]

CAREER
2,596 — Willie Andrews, 2002-05
[949 punt/1,647 kickoff on 164 total returns]

COMEBACKS

FOURTH QUARTER VICTORIES

Note: *Games since 1963 in which Baylor scored the game's final points in the fourth quarter or overtime to erase a deficit or tie, and win or tie a game.*

YEAR	OPPONENT	FINAL SCORE	DECISIVE PLAY	TIME LEFT
1963	LSU (Houston)	14-7	Don Trull-James Ingram 13 pass	5:20
1964	Texas A&M	20-16	Terry Southall 1 run	3:58
	at SMU	16-13	Terry Southall-Lawrence Elkins 6 pass	8:16
	Rice	27-20	Terry Southall-Ken Hodge 27 pass	7:57
1966	at Arkansas	7-0	Terry Southall-Robert Green	NA
	Rice	21-14	Richard Defee 2 run	NA
1974	at Florida State	21-17	Steve Beaird 2 run	7:43
	at Arkansas	21-17	Steve Beaird 1 run	1:08
	Texas Tech	17-10	Pat McNeil 20 run	4:51
1976	at Auburn	15-14	Mark Jackson-Tommy Davidson 12 pass *	4:43
	South Carolina	18-17	Gary Blair 3 run	1:16
	SMU	27-20	Gary Blair 2 run	2:01
	at TCU	24-19	Gary Blair 1 run	3:36
1977	SMU	9-6	Robert Bledsoe 26 FG	2:16
1978	at TCU	28-21	Walter Abercrombie 2 run	6:17
1979	at SMU	24-21	Robert Bledsoe 21 FG	0:08
1980	SMU	32-28	Jay Jeffrey 6 run	9:07
1981	Texas A&M	19-17	Marty Jimmerson 21 FG	0:22
1982	Arkansas	24-17	Alfred Anderson 4 run	2:38
1983	BYU	40-36	Alfred Anderson 2 run	0:49
	Texas A&M	13-13	Ben Perry 26 FG	10:51
	at Arkansas	24-21	Marty Jimmerson 24 FG	0:00
1984	at Texas A&M	20-16	Tom Muecke 8 run	6:39
1985	at SMU	21-14	Tom Muecke 2 run	9:18
	Texas A&M	20-15	Ralph Stockemer 1 run	5:38
1987	at UNLV	21-14	Charles Perry 2 run	4:48
1988	Texas	17-14	Eldwin Raphel 50 run	7:46
1990	at Texas A&M	20-20	Michael Moore 11 run	8:23
1991	at Colorado	16-14	Jeff Ireland 35 FG	0:51
1992	Georgia Tech	31-27	J.J. Joe-Melvin Bonner 62 pass	4:02
1993	Fresno State	42-39	J.J. Joe-Marvin Callies 65 pass	1:59
	at Utah State	28-24	Brandell Jackson 1 run	0:11
	Texas Tech	28-26	John Henry 4 run	9:14
1994	Oklahoma State	14-10	Jeff Watson-Damon Rhynes 70 pass	11:51
	at Rice	19-14	Bradford Lewis 24 run	8:05
2001	New Mexico	16-13	Daniel Andino 24 FG	OT
2002	Kansas	35-32	Daniel Andino 33 FG	0:01
2004	Texas A&M	35-34 (OT)	Shawn Bell-Dominique Zeigler 12 pass **	OT
2006	Colorado	34-31 (3OT)	Ryan Havens 22 FG	3OT
2006	Kansas	36-35	Shawn Bell-Dominique Zeigler 10 pass	1:08
2011	TCU	50-48	Aaron Jones 37 FG	1:04
	Oklahoma	45-38	Robert Griffin III-Terrance Williams 34 pass	0:08
2012	vs. Texas Tech	52-45 (OT)	Glasco Martin 4 run	OT
2013	at Kansas State	35-25	Bryce Petty-Tevin Reese 54 pass	14:33
2014	TCU	61-58	Chris Callahan 28 FG	0:00
2016	at Iowa State	45-42	Chris Callahan 19 FG	0:00

* — Mark Jackson-to-Tommy Davidson two-point pass provided winning points
** — Shawn Bell-to-Dominique Zeigler two-point pass provided winning points in OT

LARGEST DEFICIT OVERCOME

	TRAILED BY	TIME, QTR.	FINAL	OPPONENT	YEAR
21	(37-58)	11:38, 4th	61-58	TCU	2014
21	(3-24)	3:31, 3rd	31-30 (OT)	at Kansas	2011
21	(0-21)	14:28, 2nd	32-28	SMU	1980
19	(14-33)	1:22, 2nd	42-39	FRESNO STATE	1993
18	(24-42)	14:00, 3rd	67-56	vs. Washington [Alamo Bowl]	2011
18	(17-35)	0:23, 2nd	36-35	KANSAS	2006
18	(0-18)		21-18	at Texas	1936
17	(0-17)	2:05, 3rd	18-17	SOUTH CAROLINA	1976
17	(7-24)	9:55, 2nd	34-24	TEXAS	1974
17	(0-17)	7:20, 2nd	21-17	at Florida State	1974
15	(13-28)	5:24, 3rd	42-28	TEXAS TECH	1968
14	(28-42)	4:31, 3rd	45-42	at Iowa State	2016
14	(0-14)	6:57, 1st	63-34	vs. Texas Tech	2013
14	(7-21)	14:17, 2nd	52-45	vs. Texas Tech	2012
14	(7-21)	12:00, 2nd	47-42	at Louisiana-Monroe	2012
14	(7-21)	10:54, 2nd	49-21	IOWA STATE	1996
14	(0-14)	7:34, 2nd	24-17	ARKANSAS	1982
12	(14-26)	2:37, 3rd	28-26	TEXAS TECH	1993
11	(3-14)	0:37, 1st	48-14	at Oklahoma	2014
11	(9-20)	4:16, 2nd	40-32	at Missouri	2009
11	(3-14)	3:42, 2nd	27-14	at Kansas	1988
11	(3-14)	3:40, 2nd	21-17	at Texas Tech	1963
10	(10-20)	1:30, 2nd	48-23	SAM HOUSTON STATE	2012
10	(3-13)	0:00, 2nd	35-34	TEXAS A&M	2004
10	(14-24)	2:19, 3rd	31-24	KANSAS	1998
10	(0-10)	7:27, 2nd	20-15	Arizona [Sun Bowl]	1992
10	(0-10)	3:01, 1st	20-10	at Rice	1988
10	(3-13)	2:48, 2nd	27-13	HOUSTON	1986
10	(7-17)	11:09, 3rd	28-17	at TCU	1985
10	(0-10)	0:09, 1st	28-21	Louisiana Tech	1981
10	(6-16)	4:41, 3rd	20-16	Texas A&M	1964
10	(3-13)	3:02, 2nd	16-13	at Pittsburgh	1961

TEAM RECORDS

RUSHING

ATTEMPTS

GAME
Most: 91 — at SMU, 1993 [482 yards]
Fewest: 8 — vs. Northwestern State, 2006 [20 yards]

SEASON
Most: 714 — 2015 [4,247 yards]
Fewest: 235 — 2006 [482 yards]

YARDS

GAME
Most: 645 — vs. North Carolina, 2015 [84 att.]
Fewest: (-48) — vs. Oklahoma, 2006 [20 att.]

SEASON
Most: 4,247 — 2015 [714 att.]
Fewest: 482 — 2006 [235 att.]

TOUCHDOWNS

GAME
8 — vs. Washington, 2011 [52 att.];
8 — vs. West Virginia, 2013 [61 att.]

SEASON
Most: 47 — 2013 [626 att.]
Fewest: 2 — 1967 [435 att.]

YARDS PER GAME

SEASON
Most: 326.7 — 2015 [4,247 in 13 games]
Fewest: 40.2 — 2006 [482 in 12 games]

YARDS PER ATTEMPT

SEASON
Most: 5.95 — 2015 [4,247 on 714 att.]
Fewest: 2.05 — 2006 [482 on 235 att.]

PASSING

ATTEMPTS

GAME
Most: 63 — vs. Texas Tecg, 2017 [43 comp.]
Fewest: 0 — at SMU, 1993 [0 comp.]

SEASON
Most: 561 — 2007 [309 comp.]
Fewest: 119 — 1956 [51 comp.]

COMPLETIONS

GAME
Most: 37 — vs. Michigan State, 2014 [52 att.]
Fewest: 0 — vs. SMU, 1947 [4 att.]; at SMU, 1993 [0 att.]

SEASON
Most: 323 — 2014 [519 att.]
Fewest: 32 — 1971 [154 att.]

COMPLETION PERCENTAGE

GAME (MIN. 15 ATTEMPTS)
88.57 — vs. Rice, 2011 [31-of-35]

SEASON (MIN. 20 ATTEMPTS)
High: 72.41 — 2011 [307-of-424]
Low: 34.16 — 1970 [83-of-243]

YARDS

GAME
Most: 603 — vs. Michigan State, 2014 [37-of-52]
Fewest: 0 — vs. SMU, 1947 [4 att.]; at SMU, 1993 [0 att.];

SEASON
Most: 4,757 — 2014 [323-of-519]
Fewest: 446 — 1946 [35-of-126]

YARDS PER GAME

SEASON
Most: 365.9 — 2014 [4,757 yards in 13 games]
Fewest: 49.6 — 1946 [446 yards in 9 games]

TOUCHDOWNS

GAME
7 — vs. Rice, 2015 [25 att.]

SEASON
Most: 44 — 2015 [389 att.]
Fewest: 2 — 1971 [154 att.]

INTERCEPTIONS

GAME
7 — at TCU, 1968 [42 att.]

SEASON
Most: 30 — 1968 [312 att.]; 1969 [262 att.]
Fewest: 6 — four times, 1990 [163 att.]; 1993 [208 att.]; 2011 [424 att.]; 2013 [448 att.]

INTERCEPTION PERCENTAGE

SEASON
.01339 — 2013 [6 in 448 attempts]

TOTAL OFFENSE

TOTAL PLAYS

GAME
Most: 109 — vs. TCU, 2014 [54 rush/55 pass]
Fewest: 39 — vs. SMU, 1947 [35 rush/4 pass]; at Arkansas, 1964 [17 rush/22 pass]

SEASON
Most: 1,138 — 2014 [619 rush/519 pass]
Fewest: 549 — 1948 [403 rush/146 pass]

TOTAL YARDS

GAME
Most: 872 — vs. West Virginia, 2013 [476 rush/396 pass]
Fewest: 72 — vs. SMU, 1947 [72 rush/0 pass]

SEASON
Most: 8,044 — 2013 [3,376 rush/4,668 pass]
Fewest: 1,677 — 1946 [1,231 rush/446 pass]

YARDS PER PLAY

SEASON
Most: 7.63 — 2011 [7,632 yards on 1,000 plays]
Fewest: 2.84 — 1971 [1,702 yards on 599 plays]

YARDS PER GAME

SEASON
Most: 618.77 — 2013 [8,044 yards in 13 games]
Fewest: 170.20 — 1971 [1,702 yards in 10 games]

TOUCHDOWNS [PASSING AND RUSHING]

SEASON
Most: 85 — 2015 [41 rush/44 pass]
Fewest: 9 — 1969 [6 rush/3 pass]; 1971 [7 rush/2 pass]

FIRST DOWNS

GAME
Most: 39 — vs. TCU, 2014; vs. Rice, 2015
Fewest: 2 — at Texas, 1979

SEASON
Most: 391 — 2014
Fewest: 43 — 1957

FUMBLES

GAME
15 — at Oklahoma State, 1972 [7 lost]

SEASON
Most: 65 — 1975 [39 lost]
Fewest: 10 — 1963 [9 lost]

FUMBLES LOST

GAME
8 — vs. Arkansas, 1975 [9 fumbles]

SEASON
Most: 39 — 1975 [65 fumbles]
Fewest: 5 — 2014 [16 fumbles]

SCORING

MOST POINTS SCORED

QUARTER (SINCE 1964)
35 — twice, at San Jose State, 1994 [first quarter]; vs. Louisiana-Monroe, 2013 [first quarter]
First Quarter: 35 — twice, at San Jose State, 1994; vs. Louisiana-Monroe, 2013
Second Quarter: 28 — seven times; last at Kansas, 2015
Third Quarter: 29 — vs. Washington, 2011
Fourth Quarter: 28 — twice, vs. Sam Houston State, 2012; vs. TCU, 2014

GAME
103 — vs. Hardin-Simmons, 1917

GAME, MODERN ERA
73 — vs. West Virginia, 2013

SEASON
681 — 2013 [13 games]

FEWEST POINTS SCORED

GAME
0 — 147 times; last at TCU, 2007

SEASON
50 — 1946 [9 games]

POINTS PER GAME

SEASON
Most: * 52.4 — 2013 [681 points in 13 games]
Fewest: 5.6 — 1946 [50 points in 9 games]

TOUCHDOWNS

SEASON
91 — 2013

FIELD GOALS MADE

GAME
4 — eight times; last vs. Oklahoma, 2017

SEASON
20 — 2017 [24 att.]

FIELD GOALS ATTEMPTED

GAME
5 — several times; last vs. Oklahoma, 2017 [4 made]

SEASON
27 — 2010 [19 made]

TEAM RECORDS

PAT KICKS MADE
GAME
10 — four times [all with 10 att.], vs. Buffalo, 2013; vs. ULM, 2013; vs. West Virginia, 2013; vs. Rice, 2015
SEASON
88 — 2013 [89 att.]

PAT KICKS ATTEMPTED
GAME
10 — vs. Buffalo, 2013 [10 made]; vs. ULM, 2013 [10 made] vs. West Virginia, 2013 [10 made]; **vs. Rice, 2015 [10 made]**
SEASON
89 — 2013 [88 made]

CONSECUTIVE PAT KICKS MADE
MULTIPLE SEASONS
159 — 2011-13

* — NCAA record

PUNTING
PUNTS
GAME
13 — vs. SMU, 1947 [469 yards]; vs. Nebraska, 2001 [498 yards]
SEASON
Most: 120 — 1940 [NA yards]
Most, Modern Era: 93 — 2003 [3,860 yards]
Fewest: 32 — 2011 [1,273 yards]

YARDS PER PUNT
GAME (MIN. 5 ATTEMPTS)
57.20 — at BYU, 1984 [5 for 286 yards]
GAME (MIN. 7 ATTEMPTS)
52.11 — vs. Kansas State, 2006 [9 for 469 yards]
SEASON
High: 46.35 — 1996 [60 for 2,781 yards]
Low: 33.34 — 1959 [61 for 2,034 yards]

MISCELLANEOUS
PENALTIES
GAME
Most: 19 — at Oregon State, 1998 [144 yards]
Fewest: 1 — several times; last vs. UCLA, 2012 [5 yards]
SEASON
Most: 129 — 2016 [1,068 yards]
Fewest: 35 — 1963 [335 yards]

PENALTY YARDS
GAME
Most: 215 — at West Virginia, 2014 [18 penalties]
Fewest: 5 — several times; last vs. UCLA, 2012 [1 penalty]
SEASON
Most: 1,149 — 2014 [127 penalties]
Fewest: 335 — 1963 [35 penalties]

WINS
SEASON
11 — 2013 [11-2]; 2014 [11-2]

LOSSES
SEASON
10 — 1969 [0-10]; 10 — 1999 [1-10]

KICK RETURNS
PUNT RETURNS
GAME
9 — vs. UNLV, 1988 [132 yards]
SEASON
49 — 1952 [547 yards]

PUNT RETURN YARDS
GAME
153 — at TCU, 1962 [3 returns]
SEASON
564 — 1949 [38 returns]

YARDS PER PUNT RETURN
SEASON
20.46 — 1948 [24 returns/491 yards]

KICKOFF RETURNS
GAME
12 — at Houston, 1989 [223 yards]
SEASON
64 — 2002 [1,043 yards]

KICKOFF RETURN YARDS
GAME
230 — at Southern Cal, 1994 [6 returns]
SEASON
1,239 — 2011 [62 returns]

YARDS PER KICKOFF RETURN
SEASON
24.16 — 1995 [25 returns/604 yards]

DEFENSE
TOTAL PLAYS
GAME
Fewest: 39 — at Arkansas, 1958 [60 yards]
Most: 102 — at Iowa State, 2012 [557 yards]
SEASON
Fewest: 547 — 1953 [2,874 yards]
Most: 1,080 — 2012 [6,529 yards]

TOTAL YARDS
GAME
Fewest: [-15] — vs. West Texas State, 1945 [NA att.]
Fewest, Modern Era: 50 — vs. UNLV, 1988 [45 att.]
Most: 807 — at West Virginia, 2012 [88 att.]
SEASON
Fewest: 2,056 — 1945 [NA att.]
Most: 6,529 — 2012 [1,080 att.]

TOTAL YARDS PER GAME
SEASON
Fewest: 205.6 — 1945 [2,056 yards/10 games]
Most: 502.2 — 2012 [6,529 yards/13 games]

POINTS ALLOWED
GAME
Fewest: 0 — 165 times [last vs. SMU, 2014]
Most: 89 — at LSU, 1908
Most, Modern Era: 73 — at Texas A&M, 2003
SEASON
Fewest: 66 — 1956 [10 games]
Most: 496 — 2002 [12 games]

POINTS ALLOWED PER GAME
SEASON
Fewest: 0.0 — 1900 [0 points/3 games]
Fewest, Modern Era: 6.6 — 1956 [66 points/10 games]
Most: 41.3 — 2002 [496 points/12 games]

SAFETIES
GAME
2 — at Texas Tech, 1980
SEASON
5 — 1980 [11 games]

SHUTOUTS
SEASON
7 — 1917 [9 games]
SEASON, MODERN ERA
3 — 1956 [11 games]

RUSHING ATTEMPTS
GAME
Fewest: 12 — at Rice, 1976 [-2 yards]
Most: 82 — twice, vs. Texas, 1968 [557 yards]; at Alabama, 1979 [431 yards]
SEASON
Fewest: 398 — 1953 [1,760 yards]
Most: 620 — 2016 [2,609 yards]

TEAM RECORDS

RUSHING YARDS

GAME

Fewest: [-43] — vs. West Texas State, 1945 [NA att.]
Fewest, Modern Era: [-36] — at Texas Tech, 1980 [47 att.]
Most: 641 — vs. Nebraska, 2001 [73 att.]

SEASON

Fewest: 423 — 1931 [NA att.]
Fewest, Modern Era: 979 — 1986 [401 att.]
Most: 3,400 — 1973 [619 att.]

FEWEST RUSHING YARDS PER ATTEMPT

GAME

[-0.96] — vs. SMU, 2014 [25-(-24)]

SEASON

2.4 — 1986 [401-for-979; 11 games]

RUSHING YARDS PER GAME

SEASON

Fewest: 37.0 — 1931 [423 yards/9 games]
Fewest, Modern Era: 89.0 — 1986 [979 yards/11 games]
Most: 309.1 — 1973 [3,400 yards/11 games]

RUSHING TOUCHDOWNS

GAME

8 — at LSU, 1969 [71 att.]

SEASON

Fewest: 7 — three times, 1956 [482 att.]; 1960 [450 att.]; 1980 [460 att.]
Most: 34 — 1968 [587 att.], 1973 [619 att.]

PASS ATTEMPTS

GAME

Fewest: 1 — at TCU, 1956 [0 comp.]
Most: 68 — vs. Houston, 1990 [35 comp.]

SEASON

Fewest: 105 — 1957 [64 comp.]
Most: 495 — 2011 [315 comp.]

PASS COMPLETIONS

GAME

Fewest: 0 — four times [last at Oklahoma, 1989, 2 att.]
Most: 48 — at Texas Tech, 2002 [61 att.]

SEASON

Fewest: 47 — 1946 [113 att.]
Most: 357 — 2012 [569 att.]

PASSING YARDS

GAME

Fewest: 0 — four times, at TCU, 1956 [0-of-1]; at Miami, Fla., 1957 [0-of-3]; vs. Texas A&M, 1960 [0-of-8]; at Oklahoma, 1989 [0-of-2]
Most: 656 — at West Virginia, 2012 [45-of-51]

SEASON

Fewest: 672 — 1946 [47-of-113]
Most: 4,206 — 2012 [357-of-569]

PASSING YARDS PER GAME

SEASON

Fewest: 70.9 — 1958 [709 yards/10 games]
Most: 323.5 — 2012 [4,206 yards/13 games]

TOUCHDOWN PASSES

GAME

8 — vs. Texas Tech, 2003 [64 att.]; at West Virginia, 2012 [51 att.]

SEASON

Fewest: 2 — 1964 [140 att.]
Most: 36 — 2012 [569 att.]

SACKS

GAME

9 — at UTEP, 1983 [28 att.]; vs. SMU, 2014 [49 att.]

SEASON

40 — 1992 [347 att.]

INTERCEPTIONS

GAME

9 — vs. TCU, 1949 [27 att.]

SEASON

Fewest: 4 — 1997 [238 att.]; 2004 [288 att.]
Most: 29 — 1945 [157 att.]; 1980 [357 att.]

INTERCEPTION RETURN YARDS

GAME

192 — vs. Kansas, 2016 [4 int.]

SEASON

587 — 1945 [29 int.]

INTERCEPTION RETURNS FOR TD

GAME

2 — six times; vs. Rice, 1956 [4 int.]; at Houston, 1987 [3 int.]; at Texas, 1989 [4 int.]; vs. Southern Illinois, 2001 [3 int.]; vs. ULM, 2013 [3 int.]; at TCU, 2013 [3 int.]

SEASON

5 — 1989 [22 int.]; 2013 [19 int.]

FUMBLES FORCED

GAME

11 — at Arkansas, 1956 [7 lost]

SEASON

45 — 1974 [lost 21]

FUMBLES RECOVERED

GAME

7 — at Arkansas, 1956 [11 fumbles]

SEASON

27 — 1956 [43 fumbles]

FUMBLE RETURNS FOR TD

SEASON

2 — 1994, 1997, 2006

TURNOVERS FORCED

GAME

11 — vs. TCU, 1949 [9 int., 2 fumbles]

SEASON

Fewest: 9 — 2004 [4 int., 5 fumbles]
Most: 48 — 1951 [27 int., 21 fumbles]; 1980 [29 int., 19 fumbles]

PUNTS BY OPPONENT

GAME

Fewest: 0 — at Texas A&M, 2011; vs. Texas, 2011
Most, Game: 13 — vs. UNLV, 1988 [45.6 avg.]; at TCU, 2015 [35.8 avg.]; vs. Northwestern St., 2016 [36.2 avg.]

SEASON

Fewest: 38 — 1954 [36.1 avg.]
Most: 96 — 2013 [43.9 avg.]

PUNTING AVERAGE BY OPPONENT

SEASON

Lowest: 31.9 — 1955 [52 punts, 1,661 yards]
Highest: 43.9 — 2013 [96 punts, 4,214 yards]

BLOCKED KICKS

SEASON

13 — 1980 [placements and punts]

FIRST DOWNS

GAME

Fewest: 2 — vs. West Texas State, 1945; vs. UNLV, 1988
Most: 38 — by Texas, 1968

SEASON

Fewest: 90 — 1946 [9 games]
Most: 344 — 2012 [13 games]

PENALTIES BY OPPONENT

GAME

Fewest: 1 — several times [last vs. North Texas, 1999]
Most: 20 — vs. Northwestern State, 2006 [139 yards]

SEASON

Fewest: 35 — 1954 [347 yards]
Most: 121 — 2000 [994 yards]

PENALTY YARDS BY OPPONENT

GAME

Fewest: 5 — several times [last vs. North Texas, 1999]
Most: 155 — at Houston, 1989 [15 penalties]

SEASON

Fewest: 336 — 1963 [37 penalties]
Most: 994 — 2000 [121 penalties]

INDIVIDUAL LEADERS

RUSHING

ATTEMPTS

CAREER LEADERS

	PLAYER	SEASONS	YDS	AVG	ATT
1.	Walter Abercrombie	1978-81	3,665	5.01	732
2.	Shock Linwood	2013-16	4,213	5.91	713
3.	Alfred Anderson	1980-83	2,424	4.38	554
4.	Jerod Douglas	1994-97	2,811	5.39	522
5.	Darrell Bush	1997-00	2,249	4.47	503
6.	Jay Finley	2007-10	2,660	5.56	478
7.	Pinkie Palmer	1966-68	1,554	3.50	444
8.	Eldwin Raphel	1987-90	1,921	4.42	435
9.	Robert Strait	1990-93	1,856	4.34	428
10.	Rashad Armstrong	2002-03	1,721	4.13	417

SEASON LEADERS

	PLAYER	SEASONS	YDS	AVG	ATT
1.	Steve Beaird	1974	1,104	4.13	267
2.	Rashad Armstrong	2003	1,074	4.16	258
3.	Shock Linwood	2014	1,252	4.99	251
4.	Terrance Ganaway	2011	1,547	6.19	250
5.	Alfred Anderson	1983	1,046	4.53	231
6.	Walter Abercrombie	1980	1,187	5.18	229
7.	Gary Blair	1976	857	3.81	225
8.	Pinkie Palmer	1968	818	3.68	222
9.	Walter Abercrombie	1981	931	4.27	218
10.	Jerod Douglas	1995	1,114	5.28	211

YARDS

CAREER LEADERS

	PLAYER	SEASONS	ATT	AVG	YDS
1.	Shock Linwood	2013-16	713	5.91	4,213
2.	Walter Abercrombie	1978-81	732	5.01	3,665
3.	Jerod Douglas	1994-97	522	5.39	2,811
4.	Jay Finley	2007-10	478	5.56	2,660
5.	Alfred Anderson	1980-83	554	4.38	2,424
6.	Robert Griffin III	2008-11	528	4.27	2,254
7.	Darrell Bush	1997-00	503	4.47	2,249
8.	Dennis Gentry	1977, 79-81	414	5.39	2,231
9.	Lache Seastrunk	2012-13	289	7.57	2,189
10.	David Mims	1989-92	364	5.66	2,060
11.	Terrance Ganaway	2009-11	364	5.61	2,042
12.	Eldwin Raphel	1987-90	435	4.42	1,921
13.	Terence Williams	2015-17	346	5.37	1,859
14.	Robert Strait	1990-93	428	4.34	1,856
15.	Rashad Armstrong	2002-03	417	4.13	1,721
16.	Paul Mosley	2003-06	408	4.21	1,718
17.	Larry Hickman	1956-58	388	4.41	1,713
18.	Glasco Martin	2010-13	348	4.85	1,687
19.	Pinkie Palmer	1966-68	444	3.50	1,554
20.	Cleveland Franklin	1973-76	303	5.08	1,538
21.	Jerry Coody	1951-53	345	4.45	1,536
22.	Johnny Jefferson	2014-15	236	6.46	1,524
23.	Brandell Jackson	1992-94	290	5.11	1,482
24.	Pat McNeil	1973-75	277	5.28	1,462
25.	Steve Beaird	1973-74	335	4.33	1,449
26.	L.G. Dupre	1952-54	311	4.58	1,423
27.	John Henry	1990-93	285	4.82	1,375
28.	Ronnie Bull	1959-61	295	4.59	1,354
29.	Del Shofner	1954-56	220	6.12	1,346
30.	Gary Lacy	1972-73	314	4.25	1,335
31.	Jarred Salubi	2009-12	250	5.23	1,308
32.	Devin Chafin	2013-15	222	5.68	1,261
33.	Bradford Lewis	1991-94	324	3.80	1,230
34.	Mathew Williams	1970-71	339	3.48	1,180
35.	Gary Blair	1976-77	292	4.01	1,170
36.	Brandon Whitaker	2003-07	275	4.25	1,169
37.	Allen Rice	1982-83	238	4.25	1,011

SEASON LEADERS

	PLAYER	SEASON	ATT	AVG	YDS
1.	Terrance Ganaway	2011	250	6.19	1,547
2.	Shock Linwood	2015	196	6.78	1,329
3.	Shock Linwood	2014	251	4.99	1,252
4.	Jay Finley	2010	195	6.25	1,218
5.	Walter Abercrombie	1980	229	5.18	1,187
6.	Lache Seastrunk	2013	158	7.45	1,177
7.	Jerod Douglas	1995	211	5.28	1,114
8.	Cleveland Franklin	1975	200	5.56	1,112
9.	Steve Beaird	1974	267	4.13	1,104
10.	Rashad Armstrong	2003	258	4.16	1,074
11.	Terence Williams	2016	185	5.67	1,048
12.	Alfred Anderson	1983	231	4.53	1,046
13.	Lache Seastrunk	2012	131	7.73	1,012
14.	Johnny Jefferson	2015	136	7.35	1,000

YEARLY LEADERS

YEAR	PLAYER	ATT	YDS	AVG	TD
1945	Sammy Pierce	102	537	5.26	
1946	Jerry Mangum	72	320	4.44	
1947	Lyle Blackwood	68	378	5.56	
1948	Ben Hall	80	251	3.14	2
1949	Jerry Mangum	92	328	3.57	3
1950	James Jeffrey	123	569	4.63	
1951	Jerry Coody	125	570	4.56	2
1952	L.G. Dupre	80	453	5.66	9
1953	L.G. Dupre	134	593	4.43	5
1954	Del Shofner	88	545	6.19	3
1955	Reuben Saage	87	380	4.37	3
1956	Del Shofner	70	449	6.41	6
1957	Larry Hickman	145	612	4.22	4
1958	Larry Hickman	151	670	4.44	7
1959	Ronnie Bull	91	459	5.04	3
1960	Ronnie Bull	113	454	4.02	5
1961	Ronnie Bull	91	441	4.85	5
1962	Tom Daives	57	230	4.04	1
1963	Dalton Hoffman	98	458	4.67	2
1964	Tom Davies	94	401	4.27	6
1965	Richard Defee	86	429	4.99	3
1966	Richard Defee	80	332	4.15	5
1967	Charles Wilson	124	553	4.46	2
1968	Pinkie Palmer	222	818	3.68	6
1969	Randy Cooper	93	364	3.91	0
1970	Matthew Williams	208	711	3.42	6
1971	Matthew Williams	131	469	3.58	3
1972	Gary Lacy	168	669	3.98	6
1973	Gary Lacy	146	666	4.56	9
1974	Steve Beaird	267	1,104	4.13	13
1975	Cleveland Franklin	200	1,112	5.56	8
1976	Gary Blair	225	857	3.81	8
1977	Greg Hawthorne	132	670	5.08	4
1978	Walter Abercrombie	114	661	5.80	4
1979	Walter Abercrombie	171	886	5.18	6
1980	Walter Abercrombie	229	1,187	5.18	9
1981	Walter Abercrombie	218	931	4.27	5
1982	Alfred Anderson	201	837	4.16	8
1983	Alfred Anderson	231	1,046	4.53	10
1984	Ron Francis	127	558	4.39	5
1985	Derrick McAdoo	76	369	4.86	0
1986	Jeffrey Murray	106	459	4.33	3
1987	Charles Perry	156	494	3.17	6
1988	Eldwin Raphel	118	583	4.90	1
1989	Eldwin Raphel	172	708	4.12	4
1990	Eldwin Raphel	123	546	4.44	3
1991	David Mims	148	852	5.76	3
1992	David Mims	80	518	6.48	1
1993	Brandell Jackson	171	899	5.26	3
1994	Kalief Muhammad	97	529	5.45	3
1995	Jerod Douglas	211	1,114	5.28	8
1996	Jerod Douglas	117	667	5.70	5
1997	Darrell Bush	103	693	6.73	4

INDIVIDUAL LEADERS

YEAR	PLAYER	ATT	YDS	AVG	TD
1998	Darrell Bush	105	357	3.40	3
1999	Darrell Bush	162	682	4.21	2
2000	Darrell Bush	133	517	3.89	2
2001	Anthony Krieg	70	245	3.50	1
2002	Rashad Armstrong	159	647	4.07	4
2003	Rashad Armstrong	258	1,074	4.07	6
2004	Paul Mosley	127	582	4.58	4
2005	Paul Mosley	180	657	3.65	7
2006	Paul Mosley	100	479	4.79	6
2007	Brandon Whitaker	102	488	4.78	2
2008	Jay Finley	149	865	5.80	7
2009	Jay Finley	79	370	4.68	1
2010	Jay Finley	195	1,218	6.25	12
2011	Terrance Ganaway	250	1,547	6.19	21
2012	Lache Seastrunk	131	1,012	7.73	7
2013	Lache Seastrunk	158	1,177	7.45	11
2014	Shock Linwood	251	1,252	4.99	16
2015	Shock Linwood	196	1,329	6.78	10
2016	Terence Williams	185	1,048	5.67	11
2017	**John Lovett**	**98**	**445**	**4.54**	**5**

TOUCHDOWNS

CAREER LEADERS

	PLAYER	SEASONS	ATT	YDS	TD
1.	Shock Linwood	2013-16	713	4,213	36
2.	Alfred Anderson	1980-83	554	2,424	35
3.	Robert Griffin III	2008-11	528	2,254	33
4.	Robert Strait	1990-93	428	1,856	32
5.	Terrance Ganaway	2009-11	364	2,042	28
6.	Glasco Martin	2010-13	348	1,687	25
7.	Walter Abercrombie	1978-81	732	3,665	24
8.	Jay Finley	2007-10	478	2,660	22
9.	Bryce Petty	2011-14	192	338	21
	Devin Chafin	2013-15	222	1,261	21

SEASON LEADERS

	PLAYER	SEASON	ATT	YDS	TD
1.	Terrance Ganaway	2011	250	1,547	21
2.	Shock Linwood	2014	251	1,252	16
3.	Glasco Martin	2012	179	889	15
4.	Bryce Petty	2013	94	209	14
5.	Steve Beaird	1974	267	1,104	13
	Robert Griffin III	2008	173	843	13
7.	Jay Finley	2010	195	1,218	12
8.	Terence Williams	2016	185	1,048	11
	Lache Seastrunk	2013	158	1,177	11
10.	Don Trull	1963	98	119	10
	Alfred Anderson	1983	231	1,046	10
	Robert Griffin III	2011	179	699	10
	Nick Florence	2012	139	568	10
	Shock Linwood	2015	196	1,329	10

YARDS PER GAME

CAREER LEADERS

	PLAYER	SEASONS	G	YDS	YPG
1.	Walter Abercrombie	1978-81	39	3,665	94.00
2.	Lache Seastrunk	2012-13	24	2,189	91.21
3.	Shock Linwood	2013-16	48	4,213	87.77
4.	Jerod Douglas	1994-97	37	2,811	75.97
5.	Steve Beaird	1973-74	20	1,449	72.45
6.	Rashad Armstrong	2002-03	24	1,721	71.71
7.	Johnny Jefferson	2014-15	22	1,524	69.27
8.	Terence Williams	2015-17	29	1,859	64.10
9.	Gary Lacy	1972-73	22	1,335	60.68
10.	Jay Finley	2007-10	46	2,660	57.83

SEASON LEADERS

	PLAYER	SEASON	G	YDS	YPG
1.	Terrance Ganaway	2011	13	1,547	119.00
2.	Shock Linwood	2015	12	1,329	110.75
3.	Walter Abercrombie	1980	11	1,187	107.91
4.	Lache Seastrunk	2013	11	1,177	107.00
5.	Jerod Douglas	1995	11	1,114	101.27
6.	Cleveland Franklin	1975	11	1,112	101.09
7.	Steve Beaird	1974	11	1,104	100.36
8.	Shock Linwood	2014	13	1,252	96.31
9.	Alfred Anderson	1983	11	1,046	95.09
10.	Jay Finley	2010	13	1,218	93.69

YARDS PER ATTEMPT

CAREER LEADERS MINIMUM 300 ATTEMPTS

	PLAYER	SEASONS	YDS	ATT	AVG
1.	Shock Linwood	2013-16	4,213	713	5.91
2.	David Mims	1989-92	2,060	364	5.66
3.	Terrance Ganaway	2009-11	2,042	364	5.61
4.	Jay Finley	2007-10	2,660	478	5.56
5.	Dennis Gentry	1977, 79-81	2,231	414	5.39
6.	Jerod Douglas	1994-97	2,811	522	5.39
7.	Terence Williams	2015-17	1,859	346	5.37
8.	Cleveland Franklin	1973-76	1,538	303	5.08
9.	Walter Abercrombie	1978-81	3,665	732	5.01
10.	Glasco Martin	2010-13	1,687	348	4.85

SEASON LEADERS MINIMUM 75 ATTEMPTS

	PLAYER	SEASON	ATT	YDS	AVG
1.	Lache Seastrunk	2012	131	1,012	7.725
2.	Lache Seastrunk	2013	158	1,177	7.449
3.	Johnny Jefferson	2015	136	1,000	7.353
4.	Shock Linwood	2013	128	881	6.883
5.	Shock Linwood	2015	196	1,329	6.781
6.	Darrell Bush	1997	103	693	6.728
7.	David Mims	1992	80	518	6.475
8.	Terence Williams	2015	88	556	6.318
9.	Jay Finley	2010	195	1,218	6.246
10.	Del Shofner	1954	88	545	6.193

100-YARD GAMES

CAREER LEADERS

	PLAYER	SEASONS	ATT	YDS	100
1.	Walter Abercrombie	1978-81	732	3,665	19
2.	Shock Linwood	2013-16	713	4,213	16
3.	Lache Seastrunk	2012-13	289	2,189	12
4.	Jerod Douglas	1994-97	522	2,811	10
5.	Jay Finley	2007-10	478	2,660	8
6.	Alfred Anderson	1980-83	554	2,424	7
	Robert Griffin III	2008-11	528	2,254	7
8.	Terence Williams	2015-17	346	1,859	6
	Rashad Armstrong	2002-03	417	1,721	6
	Steve Beaird	1973-74	335	1,445	6
	Darrell Bush	1997-2000	503	2,249	6
	Dennis Gentry	1977, '79-81	414	2,231	6
	Eldwin Raphel	1987-90	435	1,921	6
	Terrance Ganaway	2009-11	364	2,042	6

INDIVIDUAL LEADERS

SEASON LEADERS

	PLAYER	SEASON	ATT	YDS	100
1.	Walter Abercrombie	1980	229	1,187	8
2.	Lache Seastrunk	2013	158	1,177	7
3.	Terrance Ganaway	2011	250	1,547	6
	Shock Linwood	2015	196	1,329	6
5.	Steve Beaird	1974	267	1,104	5
	Cleveland Franklin	1975	200	1,112	5
	Walter Abercrombie	1981	218	931	5
	Jerod Douglas	1995	211	1,114	5
	Lache Seastrunk	2012	131	1,012	5
10.	Dennis Gentry	1980	147	883	4
	Walter Abercrombie	1979	171	886	4
	Alfred Anderson	1983	231	1,046	4
	Brandell Jackson	1993	171	899	4
	Rashad Armstrong	2003	258	1,074	4
	Robert Griffin III	2008	173	843	4
	Jay Finley	2010	195	1,218	4
	Shock Linwood	2013	128	881	4
	Shock Linwood	2014	251	1,252	4
	Terence Williams	2016	185	1,048	4

PASSING

PASSING EFFICIENCY

CAREER LEADERS MINIMUM 300 ATTEMPTS

	PLAYER	SEASONS	CMP	ATT	PCT	YDS	TD	INT	RATING
1.	Bryce Petty	2011-14	530	845	.627	8,195	62	10	166.03
2.	Seth Russell	2013-16	345	606	.569	5,461	60	18	159.40
3.	Robert Griffin III	2008-11	800	1,192	.671	10,366	78	17	158.90
4.	Nick Florence	2009-12	466	754	.618	6,301	41	22	144.11
5.	J.J. Joe	1990-93	347	665	.522	5,995	31	28	134.87
6.	Shawn Bell	2003-06	559	914	.612	5,666	38	17	123.23
7.	Adrian Burk	1948-49	172	312	.551	2,024	20	13	122.44
8.	Cody Carlson	1983-86	366	705	.519	5,411	32	34	121.72
9.	Tom Muecke	1982-85	240	487	.493	3,688	29	27	121.46
10.	Aaron Karas	2001-04	321	543	.591	3,799	21	25	121.45

NOTE: Passing Efficiency is determined by the following formula — completion percentage plus (yards per attempt times 8.4) plus (percentage of attempts for touchdown times 3.3) minus (percentage of attempts times two).

SEASON LEADERS MINIMUM 100 ATTEMPTS

	PLAYER	SEASONS	CMP	ATT	PCT	YDS	TD	INT	RATING
1.	Jarrett Stidham	2015	75	109	.688	1,265	12	2	198.95
2.	Seth Russell	2015	119	200	.595	2,104	29	6	189.72
3.	Robert Griffin III	2011	291	402	.724	4,293	37	6	189.48
4.	Bryce Petty	2013	250	403	.620	4,200	32	3	174.29
5.	Bryce Petty	2014	270	428	.631	3,855	29	7	157.83
6.	Nick Florence	2012	286	464	.616	4,309	33	13	157.51
7.	**Charlie Brewer**	**2017**	**139**	**204**	**.681**	**1,562**	**11**	**4**	**145.33**
8.	Robert Griffin III	2010	304	454	.670	3,501	22	8	144.22
9.	Tom Muecke	1985	86	156	.551	1,448	11	10	143.55
10.	Cody Carlson	1983	98	180	.544	1,617	12	8	143.02

YARDS

CAREER LEADERS

	PLAYER	SEASONS	ATT	CMP	PCT	YDS
1.	Robert Griffin III	2008-11	1,192	800	.671	10,366
2.	Bryce Petty	2011-14	845	530	.627	8,195
3.	Nick Florence	2009-12	754	466	.618	6,301
4.	J.J. Joe	1990-93	665	347	.522	5,995
5.	Shawn Bell	2003-06	914	559	.612	5,666
6.	Jeff Watson	1994-97	802	425	.530	5,531
7.	Seth Russell	2013-16	606	345	.569	5,461
8.	Cody Carlson	1983-86	705	366	.519	5,411
9.	Brad Goebel	1987-90	730	375	.514	5,026
10.	Neal Jeffrey	1972-74	603	321	.532	4,341
11.	Blake Szymanski	2006-09	678	387	.571	4,166
12.	Terry Southall	1964-66	629	328	.521	4,100
13.	Jermaine Alfred	1995-99	644	322	.500	3,968
14.	Aaron Karas	2001-04	543	321	.591	3,799
15.	Don Trull	1961-63	537	299	.557	3,784
16.	Tom Muecke	1982-85	487	240	.493	3,688
17.	**Zach Smith**	**2016-current**	**397**	**221**	**.557**	**2,997**
18.	Jay Jeffrey	1980-81	360	183	.508	2,739
19.	Larry Isbell	1950-51	400	196	.490	2,650
20.	Billy Patterson	1936-38	417	164	.393	2,555
21.	Mike Brannan	1979-82	345	153	.443	2,428

SEASON LEADERS

	PLAYER	SEASON	ATT	CMP	PCT	YDS
1.	Nick Florence	2012	464	286	.616	4,309
2.	Robert Griffin III	2011	402	291	.724	4,293
3.	Bryce Petty	2013	403	250	.620	4,200
4.	Bryce Petty	2014	377	234	.621	3,855
5.	Robert Griffin III	2010	454	304	.670	3,501
6.	Blake Szymanski	2007	461	264	.573	2,844
7.	Shawn Bell	2006	383	241	.629	2,582
8.	Cody Carlson	1986	287	157	.547	2,284
9.	Brad Goebel	1987	305	158	.518	2,178
10.	Don Trull	1963	308	174	.565	2,157

YEARLY LEADERS

YEAR	PLAYER	ATT	CMP	PCT	TD	INT	YDS
1945	Jack Price	125	59	.472	16	NA	708
1946	statistics unavailable						
1947	Jack Price	127	52	.409	14	3	569
1948	Adrian Burk	121	62	.512	7	6	596
1949	Adrian Burk	191	110	.576	6	14	1,428
1950	Larry Isbell	186	91	.489	9	15	1,220
1951	Larry Isbell	214	105	.491	18	10	1,430
1952	Cotton Davidson	156	53	.340	16	2	779
1953	Cotton Davidson	156	74	.474	16	9	1,092
1954	Billy Hooper	107	56	.523	10	6	818
1955	Bobby Jones	65	29	.446	8	3	439
1956	Doyle Traylor	27	15	.556	1	2	209
1957	Doyle Traylor	88	43	.489	8	3	482
1958	Buddy Humphrey	195	112	.574	8	7	1,316
1959	Ron Stanley	145	83	.572	9	4	800
1960	Ron Stanley	134	75	.560	8	5	1,151
1961	Robert Ply	86	39	.453	4	6	468
1962	Don Trull	229	125	.546	12	11	1,627
1963	Don Trull	308	174	.565	12	12	2,157
1964	Terry Southall	225	118	.524	20	10	1,623
1965	Kenny Stockdale	177	89	.503	12	5	978
1966	Terry Southall	337	173	.513	23	16	1,986
1967	Alvin Flynn	144	62	.431	16	4	924
1968	Steve Stuart	216	95	.440	17	7	1,320
1969	Steve Stuart	112	48	.429	15	1	535
1970	Si Southall	160	56	.350	11	5	905
1971	Si Southall	104	21	.202	16	1	348
1972	Neal Jeffrey	171	89	.520	12	5	1,030
1973	Neal Jeffrey	251	132	.526	17	12	1,897
1974	Neal Jeffrey	181	100	.552	11	8	1,414
1975	Mark Jackson	151	70	.464	9	4	1,021
1976	Mark Jackson	211	105	.498	11	6	1,132

INDIVIDUAL LEADERS

YEAR	PLAYER	ATT	CMP	PCT	TD	INT	YDS
1977	Steve Smith	91	46	.505	6	2	484
1978	Steve Smith	213	101	.474	17	11	1,387
1979	Mike Brannan	90	31	.344	9	2	604
1980	Jay Jeffrey	162	72	.444	13	8	1,096
1981	Jay Jeffrey	198	111	.561	12	9	1,643
1982	Mike Brannan	204	100	.490	5	7	1,459
1983	Cody Carlson	180	98	.544	8	12	1,617
1984	Tom Muecke	213	97	.455	12	10	1,402
1985	Tom Muecke	156	86	.551	10	11	1,448
1986	Cody Carlson	287	157	.547	14	10	2,284
1987	Brad Goebel	305	158	.518	12	9	2,178
1988	Brad Goebel	237	117	.494	16	9	1,524
1989	Brad Goebel	175	95	.543	11	7	1,255
1990	J.J. Joe	73	43	.589	2	5	714
1991	J.J. Joe	206	109	.529	8	7	1,853
1992	J.J. Joe	189	88	.466	13	14	1,765
1993	J.J. Joe	197	107	.543	5	5	1,663
1994	Jeff Watson	201	102	.507	10	10	1,615
1995	Jeff Watson	214	113	.528	6	5	1,508
1996	Jermaine Alfred	184	90	.489	5	8	1,148
1997	Jeff Watson	260	143	.550	8	5	1,550
1998	Jermaine Alfred	188	97	.516	7	2	1,268
1999	Jermaine Alfred	228	111	.487	9	4	1,230
2000	Guy Tomcheck	144	53	.368	2	6	602
2001	Greg Cicero	255	129	.506	13	6	1,239
2002	Aaron Karas	251	150	.598	13	6	1,792
2003	Aaron Karas	239	135	.565	11	10	1,481
2004	Dane King	222	131	.590	10	9	1,370
2005	Shawn Bell	320	190	.594	6	12	1,964
2006	Shawn Bell	383	241	.629	10	19	2,582
2007	Blake Szymanski	461	264	.573	18	22	2,844
2008	Robert Griffin III	267	160	.599	15	3	2,091
2009	Nick Florence	266	165	.620	6	9	1,786
2010	Robert Griffin III	454	304	.670	22	8	3,501
2011	Robert Griffin III	402	291	.724	37	6	4,293
2012	Nick Florence	464	286	.616	33	13	4,309
2013	Bryce Petty	403	250	.620	32	3	4,200
2014	Bryce Petty	428	270	.631	29	7	3,855
2015	Seth Russell	200	119	.595	29	6	2,104
2016	Seth Russell	152	278	.547	20	8	2,126
2017	Charlie Brewer	139	204	.681	11	4	1,562

ATTEMPTS

CAREER LEADERS

	PLAYER	SEASONS	CMP	YDS	ATT
1.	Robert Griffin III	2008-11	800	10,366	1,192
2.	Shawn Bell	2003-06	559	5,666	914
3.	Bryce Petty	2011-14	530	8,195	845
4.	Jeff Watson	1994-97	425	5,531	802
5.	Nick Florence	2009-12	466	6,301	754
6.	Brad Goebel	1987-90	375	5,026	730
7.	Cody Carlson	1983-86	366	5,411	705
8.	Blake Szymanski	2006-09	387	4,166	678
9.	J.J. Joe	1990-93	347	5,995	665
10.	Jermaine Alfred	1995-99	322	3,968	644

SEASON LEADERS

	PLAYER	SEASON	YDS	PCT	CMP	ATT
1.	Nick Florence	2012	4,309	.616	286	464
2.	Blake Szymanski	2007	2,844	.573	264	461
3.	Robert Griffin III	2010	3,501	.670	304	454
4.	Bryce Petty	2014	3,855	.631	270	428
5.	Bryce Petty	2013	4,200	.620	250	403
6.	Robert Griffin III	2011	4,293	.724	291	402
7.	Shawn Bell	2006	2,582	.629	241	383
8.	Terry Southall	1966	1,986	.513	173	337
9.	Shawn Bell	2005	1,964	.594	190	320
10.	Don Trull	1963	2,157	.565	174	308

YARDS PER ATTEMPT

CAREER LEADERS MINIMUM 200 ATTEMPTS

	PLAYER	SEASONS	ATT	YDS	YPA
1.	Bryce Petty	2011-14	845	8,195	9.698
2.	J.J. Joe	1990-93	665	5,995	9.015
3.	Seth Russell	2013-16	606	5,461	9.000
4.	Robert Griffin III	2008-11	1,192	10,366	8.696
5.	Nick Florence	2009-12	754	6,301	8.357
6.	Cody Carlson	1983-86	705	5,411	7.675
7.	Jay Jeffrey	1980-81	360	2,739	7.608
8.	Tom Muecke	1982-85	487	3,688	7.573
9.	**Zach Smith**	**2016-current**	**397**	**2,997**	**7.549**
10.	Neal Jeffrey	1972-74	603	4,341	7.199
11.	Don Trull	1961-63	537	3,784	7.047

SEASON LEADERS MINIMUM 150 ATTEMPTS

	PLAYER	SEASON	ATT	YDS	YPA
1.	Robert Griffin III	2011	402	4,293	10.679
2.	Seth Russell	2015	200	2,104	10.520
3.	Bryce Petty	2013	403	4,200	10.422
4.	J.J. Joe	1992	189	1,765	9.339
5.	Nick Florence	2012	464	4,309	9.286
6.	Tom Muecke	1985	156	1,448	9.282
7.	Bryce Petty	2014	428	3,855	9.007
8.	J.J. Joe	1991	206	1,853	8.995
9.	Cody Carlson	1983	180	1,617	8.983
10.	J.J. Joe	1993	197	1,663	8.442

COMPLETIONS

CAREER LEADERS

	PLAYER	SEASONS	ATT	YARDS	CMP
1.	Robert Griffin III	2008-11	1,192	10,366	800
2.	Shawn Bell	2003-06	914	5,666	559
3.	Bryce Petty	2011-14	845	8,195	530
4.	Nick Florence	2009-12	754	6,301	466
5.	Jeff Watson	1994-97	802	5,531	425
6.	Brad Goebel	1987-90	730	5,026	375
7.	Cody Carlson	1983-86	705	5,411	366
8.	J.J. Joe	1990-93	665	5,995	347
9.	Seth Russell	2013-16	606	5,461	345
10.	Blake Szymanski	2006-07	582	3,533	332

SEASON LEADERS

	PLAYER	SEASON	ATT	YARDS	CMP
1.	Robert Griffin III	2010	454	3,501	304
2.	Robert Griffin III	2011	402	4,293	291
3.	Nick Florence	2012	464	4,309	286
4.	Bryce Petty	2014	428	3,855	270
5.	Blake Szymanski	2007	461	2,844	264
6.	Bryce Petty	2013	403	4,200	250
7.	Shawn Bell	2006	383	1,582	241
8.	Shawn Bell	2005	320	1,964	190
9.	Don Trull	1963	308	2,157	174
10.	Terry Southall	1966	337	1,986	173

INDIVIDUAL LEADERS

COMPLETION PERCENTAGE

CAREER LEADERS MINIMUM 250 ATTEMPTS

	PLAYER	SEASONS	ATT	CMP	PCT
1.	Robert Griffin III	2008-11	1,192	800	.671
2.	Bryce Petty	2011-14	845	530	.627
3.	Nick Florence	2009-12	754	466	.618
4.	Shawn Bell	2003-06	914	559	.612
5.	Aaron Karas	2001-04	543	321	.591
6.	Blake Szymanski	2006-09	676	387	.571
7.	Seth Russell	2013-16	606	345	.569
8.	Don Trull	1961-63	537	299	.557
	Zach Smith	**2016-current**	**397**	**221**	**.557**
10.	Ron Stanley	1959-61	363	202	.556
11.	Adrian Burk	1948-49	312	172	.551

SEASON LEADERS MINIMUM 125 ATTEMPTS

	PLAYER	SEASON	ATT	CMP	PCT
1.	Robert Griffin III	2011	402	291	.724
2.	**Charlie Brewer**	**2017**	**204**	**139**	**.681**
3.	Robert Griffin III	2010	454	304	.670
4.	Bryce Petty	2014	428	270	.631
5.	Shawn Bell	2006	383	241	.629
6.	Nick Florence	2009	266	165	.626
7.	Bryce Petty	2013	250	403	.620
8.	Nick Florence	2012	464	286	.616
9.	Robert Griffin III	2008	267	160	.599
10.	Aaron Karas	2002	251	150	.598

YARDS PER COMPLETION

CAREER LEADERS MINIMUM 125 COMPLETIONS

	PLAYER	SEASONS	CMP	YDS	YPC
1.	J.J. Joe	1990-93	347	5,995	17.277
2.	Mike Brannan	1979-82	153	2,428	15.869
3.	Seth Russell	2013-16	345	5,461	15.829
4.	Billy Patterson	1936-38	164	2,555	15.579
5.	Bryce Petty	2011-14	530	8,195	15.462
6.	Tom Muecke	1982-85	240	3,688	15.367
7.	Jay Jeffrey	1980-81	183	2,739	14.967
8.	Cody Carlson	1983-86	366	5,411	14.784
9.	Cotton Davidson	1952-53	127	1,871	14.732
10.	Neal Jeffrey	1972-74	321	4,241	13.523

SEASON LEADERS MINIMUM 75 COMPLETIONS

	PLAYER	SEASON	CMP	YDS	YPC
1.	J.J. Joe	1992	88	1,765	20.057
2.	Seth Russell	2015	119	2,104	17.681
3.	J.J. Joe	1991	109	1,853	17.000
4.	Jarrett Stidham	2015	75	1,265	16.867
5.	Tom Muecke	1985	86	1,448	16.837
6.	Bryce Petty	2013	250	4,200	16.800
7.	Cody Carlson	1983	98	1,617	16.500
8.	Jeff Watson	1994	102	1,615	15.833
9.	J.J. Joe	1993	107	1,663	15.542
10.	Ron Stanley	1960	75	1,151	15.347

TOUCHDOWNS

CAREER LEADERS

	PLAYER	SEASONS	YDS	INT	TD
1.	Robert Griffin III	2008-11	10,366	16	78
2.	Bryce Petty	2011-14	8,195	10	62
3.	Seth Russell	2013-16	5,461	18	60
4.	Nick Florence	2009-12	6,301	22	41
5.	Shawn Bell	2003-04	5,666	17	38
6.	Cody Carlson	1983-86	5,411	34	32
7.	J.J. Joe	1990-93	5,995	28	31
8.	Jeff Watson	1994-97	5,531	27	30
9.	Terry Southall	1964-66	4,100	45	29
	Tom Muecke	1982-85	3,688	27	29

SEASON LEADERS

	PLAYER	SEASON	ATT	CMP	YDS	TD
1.	Robert Griffin III	2011	402	291	4,293	37
2.	Nick Florence	2012	464	286	4,309	33
3.	Bryce Petty	2013	403	250	4,200	32
4.	Bryce Petty	2014	428	270	3,855	29
	Seth Russell	2015	200	119	2,104	29
6.	Blake Szymanski	2007	461	264	2,844	22
	Robert Griffin III	2010	454	304	3,501	22
8.	Seth Russell	2016	278	152	2,126	20
9.	Shawn Bell	2006	383	241	2,582	19
10.	Terry Southall	1966	337	173	1,986	16
11.	Larry Isbell	1950	186	91	1,220	15
	Robert Griffin III	2008	267	160	2,091	15

INTERCEPTIONS

CAREER LEADERS

	PLAYER	SEASONS	ATT	TD	INT
1.	Terry Southall	1964-66	629	29	45
2.	Neal Jeffrey	1972-74	603	25	40
	Brad Goebel	1987-90	730	25	40
4.	Steve Stuart	1968-70	347	8	35
5.	Cody Carlson	1983-86	705	32	34
6.	Cotton Davidson	1952-53	312	11	32
7.	Si Southall	1969-71	352	8	31
8.	Blake Szymanski	2006-09	557	27	30
9.	Alvin Flynn	1967-69	234	5	28
	J.J. Joe	1990-93	665	31	28

SEASON LEADERS

	PLAYER	SEASON	ATT	TD	INT
1.	Terry Southall	1966	337	16	23
2.	Terry Southall	1964	225	10	20
3.	Larry Isbell	1951	214	10	18
	Blake Szymanski	2007	461	22	18
5.	Steve Stuart	1968	216	7	17
	Neal Jeffrey	1973	251	12	17
	Steve Smith	1978	213	11	17
8.	Cotton Davidson	1952	156	2	16
	Cotton Davidson	1953	156	9	16
	Alvin Flynn	1967	144	4	16
	Si Southall	1971	104	1	16
	Brad Goebel	1988	237	9	16

TOUCHDOWN-TO-INTERCEPTION RATIO

CAREER LEADERS MINIMUM 20 TOUCHDOWNS

	PLAYER	SEASONS	TD	INT	PCT.
1.	Bryce Petty	2011-14	62	10	6.200
2.	Robert Griffin III	2008-11	78	16	4.875
3.	Seth Russell	2013-16	60	18	3.333
4.	Shawn Bell	2003-06	38	17	2.235
5.	Nick Florence	2009-12	41	22	1.864
6.	Adrian Burk	1948-49	20	13	1.538
7.	Jeff Watson	1994-97	30	27	1.111
8.	J.J. Joe	1990-93	31	28	1.107
9.	Tom Muecke	1982-85	29	27	1.074
10.	Blake Szymanski	2006-08	26	25	1.040

SEASON LEADERS MINIMUM 10 TOUCHDOWNS

	PLAYER	SEASON	TD	INT	RATIO
1.	Bryce Petty	2013	32	3	10.667
2.	Robert Griffin III	2011	37	6	6.167
3.	Jarrett Stidham	2015	12	2	6.000
4.	Robert Griffin III	2008	15	3	5.000
5.	Seth Russell	2015	29	6	4.833
6.	Bryce Petty	2014	29	7	4.143
7.	Robert Griffin III	2010	22	8	2.750
	Charlie Brewer	**2017**	**11**	**4**	**2.750**
9.	Nick Florence	2012	33	13	2.538
10.	Seth Russell	2016	20	8	2.500

INDIVIDUAL LEADERS

INTERCEPTION PERCENTAGE

CAREER LEADERS MINIMUM 300 ATTEMPTS

	PLAYER	SEASONS	INT	ATT	PCT.
1.	Bryce Petty	2011-14	10	845	.0118
2.	Robert Griffin III	2008-11	17	1,192	.0142
3.	Shawn Bell	2003-06	17	914	.0186
4.	Nick Florence	2009-12	22	754	.0292
5.	Seth Russell	2013-16	18	606	.0336
6.	Jeff Watson	1994-97	27	802	.0337
7.	Jermaine Alfred	1995-99	22	644	.0342
8.	**Zach Smith**	**2016-current**	**15**	**397**	**.0378**
9.	Adrian Burk	1948-49	13	312	.0417
10.	J.J. Joe	1990-93	28	665	.0421
11.	Don Trull	1961-63	24	537	.0447

RECEIVING

RECEPTIONS

CAREER LEADERS

	PLAYER	SEASONS	YDS	AVG	REC
1.	Kendall Wright	2008-11	4,004	13.26	302
2.	Terrance Williams	2009-12	3,334	16.50	202
3.	KD Cannon	2014-16	3,113	17.57	195
4.	Tevin Reese	2010-13	3,102	16.59	187
5.	Reggie Newhouse	1999-02	2,552	13.95	183
6.	Corey Coleman	2013-15	3,009	17.39	173
7.	Dominique Zeigler	2003-06	1,923	11.58	166
8.	Lanear Sampson	2009-12	1,905	11.55	165
9.	Gerald McNeil	1980-83	2,651	16.26	163
10.	Trent Shelton	2003-06	1,978	12.76	155
11.	Antwan Goodley	2011-14	2,366	15.77	150
12.	Lawrence Elkins	1962-64	2,094	14.54	144
13.	Robert Quiroga	2000-03	1,478	11.28	131
14.	Levi Norwood	2011-14	1,626	12.70	128
15.	Brandon Whitaker	2003-07	782	6.52	120
16.	David Gettis	2006-09	1,555	13.41	116
17.	Jay Lee	2012-15	1,700	16.83	101
18.	Kalief Muhammad	1993-96	1,300	13.27	98
19.	Melvin Bonner	1989-92	1,984	21.57	92
	Thomas White	2005-08	1,194	12.98	92

SEASON LEADERS

	PLAYER	SEASON	YDS	AVG	REC
1.	Kendall Wright	2011	1,663	15.40	108
2.	Terrance Williams	2012	1,832	18.89	97
3.	KD Cannon	2016	1,215	13.96	87
4.	Kendall Wright	2010	952	12.21	78
5.	Reggie Newhouse	2002	1,140	15.20	75
6.	Corey Coleman	2015	1,363	18.42	74
7.	Antwan Goodley	2013	1,339	18.86	71
8.	Lawrence Elkins	1963	873	12.47	70
9.	Kendall Wright	2009	740	11.21	66
10.	Corey Coleman	2014	1,119	17.48	64

YEARLY LEADERS

YEAR	PLAYER	REC	YDS	AVG	TD
1945	Joe Joiner	21	319	15.19	
1946	statistics unavailable				
1947	J.D. Ison	11	167	15.18	2
1948	Jasper Flanakin	20	269	13.45	2
1949	J.D. Ison	42	457	10.88	6
1950	Harold Riley	35	539	15.40	4
1951	Stanley Williams	37	598	16.16	6
1952	Charles Smith	21	370	17.62	2
1953	Wayne Hopkins	21	351	16.71	3
1954	Henry Gremminger	18	323	17.94	2
1955	Henry Gremminger	15	181	12.07	2
1956	Del Shofner	14	249	17.79	3
1957	Earl Miller	16	249	15.56	2
	Bill Anderson	16	181	11.31	1
1958	Gerry Moore	31	357	11.52	2
1959	Ronnie Bull	20	183	9.15	2
1960	Ronnie Goodwin	25	407	16.28	3
1961	Ronnie Bull	19	199	10.47	3
1962	Ronnie Goodwin	25	414	16.56	3
1963	Lawrence Elkins	70	873	12.47	8
1964	Lawrence Elkins	50	851	17.02	7
1965	Harlan Lane	56	643	11.48	3
1966	Tommy Smith	41	483	11.78	4
1967	George Cheshire	39	475	12.18	4
1968	Jerry Smith	40	509	12.73	1
1969	Jerry Smith	31	373	12.03	1
1970	Derek Davis	48	780	16.25	4
1971	Mike Chandler	10	182	18.20	0
1972	Charles Dancer	34	463	13.62	1
1973	Charles Dancer	53	927	17.49	7
1974	Phillip Kent	24	406	16.92	2
1975	Ricky Thompson	27	425	15.74	2
1976	Tommy Davidson	45	559	12.42	4
1977	Tommy Davidson	34	419	12.32	3
1978	Robert Holt	18	393	21.83	2
1979	Robert Mitchell	10	192	19.20	1
1980	Robert Holt	29	464	16.00	1
1981	Gerald McNeil	44	744	16.91	6
1982	Gerald McNeil	52	822	15.81	2
1983	Gerald McNeil	62	1,034	16.68	8
1984	Glenn Pruitt	32	586	18.31	6
1985	Matt Clark	29	540	18.62	2
1986	Matt Clark	23	418	18.17	1
1987	Charles Perry	25	242	9.68	2
1988	Bobby Jack Goforth	23	380	16.52	4
1989	Jeff Murray	37	321	8.68	0
1990	Greg Anderson	24	288	12.00	1
1991	Melvin Bonner	34	836	24.59	4
1992	Melvin Bonner	39	818	20.97	11
1993	Marvin Callies	22	435	19.77	1
1994	Ben Bronson	33	571	17.30	3
1995	Kalief Muhammad	37	542	14.65	2
1996	Kalief Muhammad	39	479	12.28	5
1997	Derrius Thompson	32	420	13.13	1
1998	Morris Anderson	37	639	17.27	3
	Derek Lagway	37	266	7.19	0
1999	Andra Fuller	26	308	11.85	2
2000	Reggie Newhouse	40	629	15.73	4
2001	Reggie Newhouse	61	706	11.57	8
2002	Reggie Newhouse	75	1,140	15.20	3
2003	Robert Quiroga	42	490	11.67	4
2004	Dominique Zeigler	55	536	9.75	5
2005	Dominique Zeigler	48	563	11.73	5
2006	Dominique Zeigler	54	741	13.72	3
2007	Brandon Whitaker	58	425	7.33	3
2008	Kendall Wright	50	649	13.00	5
2009	Kendall Wright	66	740	11.21	4
2010	Kendall Wright	78	952	12.21	7
2011	Kendall Wright	108	1,663	15.40	14
2012	Terrance Williams	97	1,832	18.89	12
2013	Antwan Goodley	71	1,339	18.86	13
2014	Corey Coleman	64	1,119	17.48	11
2015	Corey Coleman	74	1,363	18.42	20
2016	KD Cannon	87	1,215	13.96	13
2017	Denzel Mims	61	1,087	17.82	8

INDIVIDUAL LEADERS

YARDS

CAREER LEADERS

	PLAYER	SEASONS	REC	AVG	YDS
1.	Kendall Wright	2008-11	302	13.26	4,004
2.	Terrance Williams	2009-12	202	16.50	3,334
3.	KD Cannon	2014-16	195	15.96	3,113
4.	Tevin Reese	2010-13	187	16.59	3,102
5.	Corey Coleman	2013-15	173	17.39	3,009
6.	Gerald McNeil	1980-83	163	16.26	2,651
7.	Reggie Newhouse	1999-02	183	13.95	2,552
8.	Antwan Goodley	2011-14	150	15.77	2,366
9.	Lawrence Elkins	1962-64	144	14.54	2,094
10.	Melvin Bonner	1989-92	92	21.57	1,984
11.	Trent Shelton	2003-06	155	12.76	1,978
12.	Dominique Zeigler	2003-06	166	11.58	1,923
13.	Lanear Sampson	2009-12	165	11.55	1,905
14.	Jay Lee	2012-15	101	16.83	1,700
15.	Levi Norwood	2011-14	128	12.70	1,626
16.	David Gettis	2006-09	116	13.41	1,555
17.	Matt Clark	1984-87	81	18.27	1,480
18.	Robert Quiroga	2000-03	131	11.28	1,478
19.	Bruce Davis	1980-83	71	19.62	1,393
20.	Charles Dancer	1972-73	87	15.98	1,390
21.	Kalief Muhammad	1993-96	98	13.27	1,300
22.	Marques Roberts	2001-04	91	13.43	1,222
23.	Thomas White	2005-08	92	12.98	1,194
24.	Morris Anderson	1995-98	83	14.13	1,173
25.	Tommy Davidson	1974-77	88	12.74	1,121
26.	**Denzel Mims**	**2016-current**	**65**	**17.09**	**1,111**
27.	Derek Davis	1968-70	74	14.95	1,106
28.	Harold Riley	1948, 50-51	77	14.31	1,102
29.	Derrius Thompson	1996-98	78	13.95	1,088
30.	Robert Holt	1978-80	59	18.03	1,064
31.	Harlan Lane	1964-65	88	11.77	1,036
32.	George Cheshire	1965-67	81	12.77	1,034
33.	Greg Anderson	1987-90	76	13.59	1,033
34.	Stanley Williams	1949-51	65	15.83	1,029
35.	Ronnie Goodwin	1960-62	64	15.77	1,009

SEASON LEADERS

	PLAYER	SEASON	REC	AVG	YDS
1.	Terrance Williams	2012	97	18.89	1,832
2.	Kendall Wright	2011	108	15.40	1,663
3.	Corey Coleman	2015	74	18.42	1,363
4.	Antwan Goodley	2013	71	18.86	1,339
5.	KD Cannon	2016	87	13.96	1,215
6.	Reggie Newhouse	2002	75	15.20	1,140
7.	Corey Coleman	2014	64	17.48	1,119
8.	**Denzel Mims**	**2017**	**61**	**17.82**	**1,087**
9.	Gerald McNeil	1983	62	16.68	1,034
10.	KD Cannon	2014	58	17.76	1,030
11.	Terrance Williams	2011	59	16.22	957
	Tevin Reese	2012	53	18.06	957

TOUCHDOWNS

CAREER LEADERS

	PLAYER	SEASONS	REC	YDS	TD
1.	Corey Coleman	2013-15	173	3,009	33
2.	Kendall Wright	2008-11	302	4,004	30
3.	Terrance Williams	2009-12	202	3,334	27
	KD Cannon	2014-16	195	3,113	27
5.	Tevin Reese	2010-13	187	3,102	24
6.	Antwan Goodley	2011-14	150	2,366	21
7.	Lawrence Elkins	1962-64	144	2,094	19
	Melvin Bonner	1989-92	92	1,984	19
9.	Gerald McNeil	1980-83	163	2,651	17
10.	Reggie Newhouse	1999-2002	183	2,552	15
	Jay Lee	2012-15	101	1,700	15

SEASON LEADERS

	PLAYER	SEASON	REC	YDS	TD
1.	Corey Coleman	2015	74	1,363	20
2.	Kendall Wright	2011	106	1,663	14
3.	Antwan Goodley	2013	71	1,339	13
	KD Cannon	2016	87	1,215	13
5.	Terrance Williams	2012	97	1,832	12
6.	Melvin Bonner	1992	39	818	11
	Terrance Williams	2011	59	957	11
	Corey Coleman	2014	64	1,119	11
9.	Tevin Reese	2012	53	957	9
10.	Lawrence Elkins	1963	70	873	8
	Gerald McNeil	1983	62	1,034	8
	Bruce Davis	1983	42	755	8
	Reggie Newhouse	2001	61	706	8
	Trent Shelton	2006	53	802	8
	Thomas White	2007	34	475	8
	Levi Norwood	2013	47	733	8
	Tevin Reese	2013	38	867	8
	KD Cannon	2014	58	1,030	8
	Ish Zamora	2016	63	809	8
	Denzel Mims	**2017**	**61**	**1,087**	**8**

YARDS PER RECEPTION

CAREER LEADERS MINIMUM 50 RECEPTIONS

	PLAYER	SEASONS	REC	YDS	AVG
1.	Melvin Bonner	1989-92	92	1,984	21.57
2.	Bruce Davis	1980-83	71	1,393	19.62
3.	Matt Clark	1984-87	81	1,480	18.27
4.	**Chris Platt**	**2015-current**	**62**	**1,123**	**18.11**
5.	Robert Holt	1978-80	59	1,064	18.03
6.	Corey Coleman	2013-15	173	3,009	17.39
7.	**Denzel Mims**	**2016-current**	**65**	**1,111**	**17.09**
8.	Tevin Reese	2010-13	187	3,102	16.59
9.	Terrance Williams	2009-12	202	3,334	16.50
10.	Gerald McNeil	1980-83	163	2,651	16.26
11.	Charles Dancer	1972-73	87	1,390	15.98
12.	KD Cannon	2014-16	195	3,113	15.96

SEASON LEADERS MINIMUM 20 RECEPTIONS

	PLAYER	SEASON	REC	YDS	AVG
1.	Melvin Bonner	1991	34	836	24.59
2.	Tevin Reese	2013	38	867	22.82
3.	Melvin Bonner	1992	39	818	20.97
4.	Jay Lee	2015	38	758	19.95
5.	Marvin Callies	1993	22	435	19.77
6.	David Davis	1986	21	410	19.52
7.	Terrance Williams	2012	97	1,832	18.89
8.	Antwan Goodley	2013	71	1,339	18.86
9.	Matt Clark	1985	29	540	18.62
10.	Corey Coleman	2015	74	1,363	18.42

YARDS PER GAME

CAREER LEADERS

	PLAYER	SEASONS	G	YDS	AVG
1.	Corey Coleman	2013-15	35	3,009	85.97
2.	KD Cannon	2014-16	38	3,113	81.92
3.	Kendall Wright	2008-11	50	4,004	80.08
4.	Terrance Williams	2009-12	51	3,354	65.76
5.	Tevin Reese	2010-13	48	3,102	64.63
6.	Reggie Newhouse	1999-02	45	2,552	56.71
7.	Antwan Goodley	2011-14	48	2,366	49.29
8.	**Denzel Mims**	**2016-current**	**23**	**1,111**	**48.30**
9.	Dominique Zeigler	2003-06	41	1,923	46.90
10.	Trent Shelton	2003-06	46	1,978	43.00
11.	Ish Zamora	2015-16	23	941	40.91

INDIVIDUAL LEADERS

SEASON LEADERS

	PLAYER	SEASON	G	YDS	AVG
1.	Terrance Williams	2012	13	1,832	140.92
2.	Kendall Wright	2011	13	1,663	127.92
3.	Corey Coleman	2015	12	1,363	113.58
4.	Corey Coleman	2014	10	1,119	111.90
5.	Antwan Goodley	2013	13	1,339	103.00
6.	KD Cannon	2016	12	1,215	101.25
7.	Tevin Reese	2013	9	867	96.33
8.	Reggie Newhouse	2002	12	1,140	95.00
9.	**Denzel Mims**	**2017**	**12**	**1,087**	**90.58**
9.	Lawrence Elkins	1963	10	873	87.30
10.	Ish Zamora	2016	10	809	80.90

TOTAL OFFENSE

TOTAL PLAYS

CAREER LEADERS

	PLAYER	SEASONS	RUSH	PASS	PLAYS
1.	Robert Griffin III	2008-11	528	1,192	1,720
2.	J.J. Joe	1990-93	408	665	1,073
3.	Bryce Petty	2011-14	192	845	1,037
4.	Jeff Watson	1994-97	216	802	1,018
5.	Shawn Bell	2003-06	101	914	1,015
6.	Nick Florence	2009-12	205	754	959
7.	Brad Goebel	1987-90	171	730	901
8.	Cody Carlson	1983-86	195	705	900
9.	Blake Szymanski	2006-09	127	678	805
	Seth Russell	2012-16	199	606	805

SEASON LEADERS

	PLAYER	SEASON	RUSH	PASS	PLAYS
1.	Robert Griffin III	2010	149	454	603
	Nick Florence	2012	139	464	603
3.	Robert Griffin III	2011	179	402	581
4.	Blake Szymanski	2007	61	461	522
5.	Bryce Petty	2014	84	428	512
6.	Bryce Petty	2013	94	403	497
7.	Robert Griffin III	2008	173	267	440
8.	Shawn Bell	2006	27	383	410
9.	Don Trull	1963	98	308	406
10.	Terry Southall	1966	61	337	398

TOTAL YARDS

CAREER LEADERS

	PLAYER	SEASONS	RUSH	PASS	YDS
1.	Robert Griffin III	2008-11	2,254	10,366	12,620
2.	Bryce Petty	2011-14	338	8,195	8,533
3.	Nick Florence	2009-12	651	6,301	6,952
4.	J.J. Joe	1990-93	820	5,995	6,815
5.	Cody Carlson	1983-86	424	5,411	5,835
6.	Jeff Watson	1994-97	151	5,531	5,682
7.	Shawn Bell	2003-06	-212	5,666	5,454
8.	Brad Goebel	1987-90	-310	5,026	4,716
9.	Don Trull	1961-63	358	4,143	4,501
10.	Blake Szymanski	2006-09	151	4,166	4,317

SEASON LEADERS

	PLAYER	SEASON	RUSH	PASS	YDS
1.	Robert Griffin III	2011	699	4,293	4,992
2.	Nick Florence	2012	568	4,309	4,877
3.	Bryce Petty	2013	209	4,200	4,409
4.	Robert Griffin III	2010	635	3,501	4,136
5.	Bryce Petty	2014	101	3,855	3,956
6.	Blake Szymanski	2007	98	2,844	2,942
7.	Robert Griffin III	2008	843	2,091	2,934
8.	Cody Carlson	1986	356	2,284	2,640
9.	Seth Russell	2016	506	2,126	2,632
10.	Seth Russell	2015	402	2,104	2,506
11.	Shawn Bell	2006	-137	2,582	2,445

YEARLY LEADERS

YEAR	PLAYER	RUSH	PASS	PLAYS	YDS	TD
1948	Adrian Burk	-55	596	146	541	6
1949	Adrian Burk	-81	1,428	221	1,347	16
1950	statistics unavailable					
1951	Larry Isbell	126	1,430	266	1,556	16
1952	Cotton Davidson	-20	779	195	759	5
1953	Cotton Davidson	-24	1,092	194	1,068	15
1954	Billy Hooper	116	818	159	934	12
1955	Bobby Jones	63	439	107	502	6
1956	Del Shofner	449	20	74	469	6
1957	Larry Hickman	612	0	145	612	4
1958	Buddy Humphrey	75	1,316	247	1,391	9
1959	Ron Stanley	-64	800	206	736	5
1960	Ron Stanley	-35	1,151	186	1,116	7
1961	Ron Stanley	60	451	143	511	6
1962	Don Trull	136	1,627	322	1,763	15
1963	Don Trull	119	2,157	404	2,276	22
1964	Terry Southall	16	1,623	294	1,639	12
1965	Kenny Stockdale	9	978	217	987	6
1966	Terry Southall	7	1,986	398	1,993	17
1967	Alvin Flynn	-97	924	170	827	4
1968	Steve Stuart	48	1,320	236	1,368	9
1969	Steve Stuart	21	535	142	556	1
1970	Si Southall	-86	905	195	819	5
1971	Matthew Williams	469	0	132	469	3
1972	Neal Jeffrey	15	1,030	256	1,045	7
1973	Neal Jeffrey	11	1,897	314	1,908	12
1974	Neal Jeffrey	-173	1,314	230	1,141	9
1975	Mark Jackson	385	1,021	272	1,406	6
1976	Mark Jackson	426	1,132	373	1,558	9
1977	Greg Hawthorne	670	0	133	670	4
1978	Steve Smith	10	1,387	260	1,397	11
1979	Mike Brannan	356	604	198	960	5
1980	Jay Jeffrey	453	1,096	282	1,549	13
1981	Jay Jeffrey	228	1,643	297	1,871	10
1982	Mike Brannan	126	1,459	299	1,585	8
1983	Cody Carlson	-40	1,617	209	1,577	12
1984	Tom Muecke	95	1,402	283	1,497	11
1985	Tom Muecke	273	1,448	273	1,721	16
1986	Cody Carlson	356	2,284	394	2,640	13
1987	Brad Goebel	-175	2,178	384	2,003	10
1988	Brad Goebel	-58	1,524	287	1,466	10
1989	Brad Goebel	-84	1,255	197	1,171	7
1990	J.J. Joe	197	714	137	911	6
1991	J.J. Joe	147	1,853	322	2,000	13
1992	J.J. Joe	378	1,765	324	2,143	19
1993	J.J. Joe	98	1,663	290	1,761	5
1994	Jeff Watson	113	1,615	261	1,728	13
1995	Jeff Watson	3	1,508	259	1,511	6
1996	Jermaine Alfred	-114	1,148	223	1,034	9
1997	Jeff Watson	43	1,550	336	1,593	8
1998	Jermaine Alfred	-63	1,268	221	1,205	2
1999	Jermaine Alfred	29	1,230	294	1,259	8
2000	Guy Tomcheck	-38	602	164	564	6
2001	Greg Cicero	107	1,239	320	1,346	7
2002	Aaron Karas	-3	1,792	346	1,789	7
2003	Aaron Karas	-185	1,481	298	1,296	10
2004	Dane King	-95	1,370	243	1,275	9
2005	Shawn Bell	-58	1,964	359	1,906	13
2006	Shawn Bell	-137	2,582	410	2,445	19
2007	Blake Szymanski	98	2,844	522	2,942	23
2008	Robert Griffin III	843	2,091	440	2,934	28
2009	Nick Florence	62	1,786	323	1,848	9
2010	Robert Griffin III	635	3,501	603	4,136	30
2011	Robert Griffin III	699	4,293	581	4,992	47
2012	Nick Florence	568	4,309	603	4,877	43
2013	Bryce Petty	209	4,200	497	4,409	46
2014	Bryce Petty	101	3,855	512	3,956	35
2015	Seth Russell	402	2,104	249	2,506	35
2016	Seth Russell	506	2,126	372	2,632	28
2017	Charlie Brewer	166	1,562	269	1,728	11

INDIVIDUAL LEADERS

YARDS PER PLAY

CAREER LEADERS MINIMUM 350 PLAYS

	PLAYER	SEASONS	PLAYS	YDS	AVG
1.	Seth Russell	2013-16	805	6,701	8.324
2.	Bryce Petty	2011-14	1,037	8,533	8.229
3.	Robert Griffin III	2008-11	1,720	12,620	7.337
4.	Nick Florence	2009-12	959	6,952	7.249
5.	Cody Carlson	1983-86	900	5,835	6.483
6.	J.J. Joe	1990-93	1,073	6,815	6.351
7.	Larry Isbell	1949-51	467	2,833	6.066
8.	Shock Linwood	2013-16	713	4,213	5.909
9.	Jay Jeffrey	1980-81	579	3,420	5.907
10.	Don Trull	1961-63	801	4,501	5.619

SEASON LEADERS MINIMUM 100 PLAYS

	PLAYER	SEASON	PLAYS	YDS	AVG
1.	Seth Russell	2015	249	2,506	10.064
2.	Jarrett Stidham	2015	145	1,335	9.207
3.	Bryce Petty	2013	497	4,409	8.871
4.	Robert Griffin III	2011	581	4,992	8.592
5.	Seth Russell	2014	117	989	8.453
6.	Nick Florence	2012	603	4,877	8.088
7.	Bryce Petty	2014	512	3,956	7.727
8.	Lache Seastrunk	2012	131	1,012	7.725
9.	Cody Carlson	1983	209	1,577	7.545
10.	Lache Seastrunk	2013	158	1,177	7.449

TOUCHDOWN RESPONSIBILITY

CAREER LEADERS PASSING & RUSHING

	PLAYER	SEASONS	RUSH	PASS	TD
1.	Robert Griffin III	2008-11	33	78	111
2.	Bryce Petty	2011-14	21	62	83
3.	Seth Russell	2013-16	20	60	80
4.	Nick Florence	2009-12	14	41	55
5.	J.J. Joe	1990-93	12	31	43
6.	Don Trull	1961-63	18	23	41
7.	Shawn Bell	2003-06	1	38	39
8.	Cody Carlson	1983-86	5	32	37
	Jeff Watson	1994-97	7	30	37
10.	Alfred Anderson	1980-83	35	0	35
	Tom Muecke	1982-85	6	29	35

SEASON LEADERS PASSING & RUSHING

	PLAYER	SEASON	RUSH	PASS	TD
1.	Robert Griffin III	2011	10	37	47
2.	Bryce Petty	2013	14	32	46
3.	Nick Florence	2012	10	33	43
4.	Bryce Petty	2014	6	29	35
5.	Robert Griffin III	2010	8	22	30
6.	Robert Griffin III	2008	13	15	28
	Seth Russell	2016	8	20	28
8.	Blake Szymanski	2007	1	22	23
9.	Don Trull	1963	10	12	22
10.	Terrance Ganaway	2011	21	0	21

ALL-PURPOSE

TOTAL NET YARDS

CAREER LEADERS

	PLAYER	SEASONS	RUSH	REC	KR	PR	YDS
1.	Terrance Williams	2009-12	17	3,334	1,180	162	4,693
2.	Kendall Wright	2008-11	425	4,004	5	45	4,479
3.	Shock Linwood	2013-16	4,213	186	0	0	4,399
4.	Gerald McNeil	1980-83	7	2,651	473	886	4,017
5.	Jerod Douglas	1994-97	2,811	333	837	23	4,004
6.	Walter Abercrombie	1978-81	3,665	335	0	0	4,000
7.	Kalief Muhammad	1993-96	1,004	1,300	1,425	208	3,937
8.	Corey Coleman	2013-15	164	3,009	651	9	3,833
9.	Antwan Goodley	2011-14	130	2,366	1,037	0	3,533
10.	Tevin Reese	2010-13	136	3,102	23	0	3,261

SEASON LEADERS

	PLAYER	SEASON	RUSH	REC	KR	PR	YDS
1.	Terrance Williams	2012	14	1,832	0	0	1,846
2.	Kendall Wright	2011	72	1,663	37	0	1,772
3.	Terrance Ganaway	2011	1,547	52	0	0	1,599
4.	Jerod Douglas	1995	1,114	81	399	0	1,594
5.	Corey Coleman	2015	111	1,363	36	9	1,519
6.	Shock Linwood	2015	1,329	71	0	0	1,400
7.	Antwan Goodley	2013	33	1,339	25	0	1,397
8.	Brandell Jackson	1993	899	91	357	0	1,347
9.	Shock Linwood	2014	1,252	90	0	0	1,342
10.	Steve Beaird	1974	1,104	233	0	0	1,327

YEARLY LEADERS

YEAR	PLAYER	RUSH	REC	KR	PR	YDS
1951	Jerry Coody	570	78	245	60	953
1952	L.G. Dupre	453	140	124	167	884
1953	L.G. Dupre	593	143	350	164	1,250
1954	Del Shofner	545	232	61	132	*1,149
1955	Del Shofner	352	127	77	39	595
1956	Del Shofner	449	249	196	138	*1,070
1957	Larry Hickman	612	7	0	0	619
1958	Larry Hickman	670	-1	256	0	*939
1959	Ronnie Bull	459	183	161	85	888
1960	Ronnie Bull	454	254	157	120	985
1961	Ronnie Bull	441	199	81	16	737
1962	Ronnie Goodwin	227	414	354	119	*1,124
1963	Lawrence Elkins	-3	873	83	106	1,059
1964	Lawrence Elkins	1	851	0	126	978
1965	Harlan Lane	0	643	83	19	745
1966	Richard Defee	332	282	135	0	749
1967	Pinkie Palmer	438	61	188	0	687
1968	Pinkie Palmer	818	112	0	0	930
1969	Gordon Utgard	182	5	669	0	856
1970	Matthew Williams	711	1	471	42	1,225
1971	Godfrey White	313	10	465	14	802
1972	Gary Lacy	669	149	45	0	863
1973	Charlie Dancer	0	927	0	0	927
1974	Steve Beaird	1,104	223	0	0	1,327
1975	Cleveland Franklin	1,112	75	0	0	1,187
1976	Gary Blair	857	121	0	0	978
1977	Greg Hawthorne	670	102	290	0	1,062
1978	Walter Abercrombie	661	-2	0	0	659
1979	Walter Abercrombie	886	158	0	0	1,044
1980	Walter Abercrombie	1,187	77	0	0	1,264
1981	Gerald McNeil	0	744	173	158	1,075
1982	Gerald McNeil	2	822	161	204	1,180
1983	Gerald McNeil	0	1,034	50	129	1,213
1984	Ron Francis	558	119	50	0	727
1985	Derrick McAdoo	369	161	346	0	876
1986	Derrick McAdoo	334	118	330	0	782
1987	Charles Perry	494	242	59	0	795
1988	Bobby Jack Goforth	0	380	0	382	762
1989	Eldwin Raphel	708	0	0	0	708
1990	Trooper Taylor	0	0	564	11	575
1991	David Mims	852	174	0	0	1,026
1992	Melvin Bonner	0	818	0	0	818
1993	Brandell Jackson	899	91	357	0	1,347
1994	Kalief Muhammad	529	193	377	34	1,133
1995	Jerod Douglas	1,114	81	399	0	1,594
1996	Kalief Muhammad	101	479	412	174	1,166
1997	Jerod Douglas	557	165	263	23	1,008
1998	Morris Anderson	-5	639	0	0	634
1999	Darrell Bush	682	116	0	0	798
2000	Reggie Newhouse	0	629	0	0	629
2001	Reggie Newhouse	2	706	0	48	756
2002	Reggie Newhouse	0	1,140	0	44	1,184
2003	Rashad Armstrong	1,074	216	0	0	1,290
2004	Willie Andrews	0	0	741	443	1,184
2005	Shaun Rochon	32	443	139	548	1,162
2006	Trent Shelton	-11	802	-3	110	898
2007	David Gettis	0	407	763	0	1,170

INDIVIDUAL LEADERS

YEAR	PLAYER	RUSH	REC	KR	PR	YDS
2008	Jay Finley	865	141	0	0	1,006
2009	Kendall Wright	132	740	0	8	880
2010	Jay Finley	1,218	76	0	0	1,294
2011	Kendall Wright	72	1,663	37	0	1,772
2012	Terrance Williams	14	1,832	0	0	1,846
2013	Antwan Goodley	33	1,339	25	0	1,397
2014	Shock Linwood	1,252	90	0	0	1,342
2015	Corey Coleman	111	1,363	9	36	1,519
2016	KD Cannon	0	1,215	0	0	1,215
2017	Denzel Mims	-6	1,087	0	0	1,081

* — Interception return yards included in season total

SCORING

POINTS

CAREER LEADERS

	PLAYER	SEASONS	TD	FG	PAT	PTS
1.	Aaron Jones	2010-13	0	59	274	451
2.	Chris Callahan	2014-16	0	36	211	319
3.	Shock Linwood	2013-16	37	0	0	222
4.	Alfred Anderson	1980-83	36	0	* 2	220
5.	Terry Syler	1985-88	0	38	101	215
6.	Jeff Ireland	1988-91	0	45	78	213
7.	Corey Coleman	2013-15	35	0	0	210
8.	Robert Bledsoe	1977-80	0	31	111	204
9.	Robert Griffin III	2008-11	33	0	* 1	200
10.	Jarvis Van Dyke	1993-95	0	29	110	197

* — Two-point conversions

SEASON LEADERS

	PLAYER	SEASON	TD	FG	PAT	PTS
1.	Terrance Ganaway	2011	22	—	—	132
2.	Chris Callahan	2014	—	18	75	129
3.	Aaron Jones	2013	—	14	82	124
4.	Corey Coleman	2015	20	—	—	120
5.	Wesley Bradshaw	1921	14	6	17	119
	Aaron Jones	2012	—	16	71	119
7.	Chris Callahan	2015	—	8	83	107
8.	Aaron Jones	2011	—	10	75	105
9.	Aaron Jones	2010	—	19	46	103
10.	Steve Beaird	1974	16	—	—	96
	Shock Linwood	2014	16	—	—	96

YEARLY LEADERS

YEAR	PLAYER	TD	PAT	2PAT	FG	PTS
1947	Lyle Blackwood	3	0	0	0	18
	George Sims	3	0	0	0	18
1948	Hank Dickerson	0	15	0	2	21
1949	J.D. Ison	6	0	0	0	36
1950	Buddy Parker	9	0	0	0	54
1951	Don Carpenter	7	0	0	0	42
1952	L.G. Dupre	9	0	0	0	54
1953	L.G. Dupre	8	2	0	0	50
1954	Del Shofner	7	1	0	0	43
1955	Del Shofner	5	0	0	0	30
1956	Del Shofner	10	0	0	0	60
1957	Larry Hickman	4	0	0	0	24
1958	Larry Hickman	7	0	0	0	42
1959	Ronnie Bull	5	0	0	0	30
1960	Ronnie Bull	9	0	0	0	54
1961	Ronnie Bull	8	0	0	0	48
1962	Lawrence Elkins	5	0	0	0	30
1963	Don Trull	10	0	0	0	60
1964	Lawrence Elkins	7	0	4	0	50
1965	Bob Purvis	0	18	0	6	36
1966	Richard Defee	6	0	0	0	36
1967	Terry Cozby	0	9	0	6	27
1968	Pinkie Palmer	6	0	0	0	36
	Gene Rogers	6	0	0	0	36
1969	Gordon Utgard	4	0	0	0	24
1970	Mike Conradt	0	13	0	8	37
1971	Godfrey White	3	0	0	0	18
	Matthew Williams	3	0	0	0	18
1972	Mike Conradt	0	17	0	9	44
1973	Gary Lacy	10	0	1	0	62
1974	Steve Beaird	16	0	0	0	96
1975	Bubba Hicks	0	15	0	14	57
1976	Lester Belrose	0	22	0	9	49
1977	Robert Bledsoe	0	24	0	11	57
1978	Robert Bledsoe	0	28	0	1	31
1979	Robert Bledsoe	0	26	0	13	65
1980	Walter Abercrombie	10	0	0	0	60
1981	Marty Jimmerson	0	23	0	15	68
1982	Alfred Anderson	9	0	0	0	54
1983	Alfred Anderson	10	0	1	0	62
1984	Marty Jimmerson	0	16	0	12	52
1985	Terry Syler	0	31	0	11	64
1986	Terry Syler	0	29	0	12	65
1987	Terry Syler	0	19	0	10	49
1988	Terry Syler	0	22	0	5	37
1989	Jeff Ireland	0	21	0	18	75
1990	Jeff Ireland	0	25	0	10	55
1991	Jeff Ireland	0	31	0	11	64
1992	Trey Weir	0	36	0	10	66
1992	Melvin Bonner	11	0	0	0	66
1993	John Henry	10	0	0	0	60
1994	Jarvis Van Dyke	0	46	0	9	73
1995	Jarvis Van Dyke	0	30	0	13	69
1996	Kyle Atteberry	0	35	0	5	50
1997	Matt Bryant	0	23	0	9	50
1998	Matt Bryant	0	19	0	12	55
1999	Kyle Atteberry	0	14	0	9	41
2000	Reggie Newhouse	4	0	0	0	24
2001	Reggie Newhouse	8	0	0	0	48
2002	Jonathan Golden	9	0	0	0	54
2003	Kenny Webb	0	24	0	7	45
2004	Kenny Webb	0	25	0	11	58
2005	Ryan Havens	0	22	0	16	70
2006	Ryan Havens	0	32	0	11	65
2007	Thomas White	8	0	0	0	48
2008	Robert Griffin III	13	0	0	0	78
2009	Kendall Wright	5	0	0	0	30
	Terrance Ganaway	5	0	0	0	30
2010	Aaron Jones	0	46	0	19	103
2011	Terrance Ganaway	22	0	0	0	132
2012	Aaron Jones	0	71	0	16	119
2013	Aaron Jones	0	82	0	14	124
2014	Chris Callahan	0	75	0	18	129
2015	Corey Coleman	20	0	0	0	120
2016	Chris Callahan	0	53	0	10	83
2017	Connor Martin	0	29	0	20	89

INDIVIDUAL LEADERS

POINTS, KICKING

CAREER LEADERS

	PLAYER	SEASONS	FG	PAT	PTS
1.	Aaron Jones	2010-13	59	274	451
2.	Chris Callahan	2014-16	36	211	319
3.	Terry Syler	1985-88	38	101	215
4.	Jeff Ireland	1988-91	45	78	213
5.	Robert Bledsoe	1977-80	31	111	204
6.	Jarvis Van Dyke	1993-95	29	110	197
7.	Marty Jimmerson	1981-84	31	88	181
8.	Ryan Havens	2003-06	27	54	135
9.	Bubba Hicks	1973-75	20	61	121
10.	Matt Bryant	1997-98	21	42	105
	Kenny Webb	2001-04	18	51	105

SEASON LEADERS

	PLAYER	SEASON	FG	PAT	PTS
1.	Chris Callahan	2014	18	75	129
2.	Aaron Jones	2013	14	82	124
3.	Aaron Jones	2012	16	71	119
4.	Chris Callahan	2015	8	83	107
5.	Aaron Jones	2011	10	75	105
6.	Aaron Jones	2010	19	46	103
7.	**Connor Martin**	**2017**	**20**	**29**	**89**
8.	Chris Callahan	2016	10	53	83
9.	Jeff Ireland	1989	18	21	75
10.	Jarvis Van Dyke	1994	9	46	73

FIELD GOALS MADE

CAREER LEADERS

	PLAYER	SEASONS	PCT	FGA	FGM
1.	Aaron Jones	2010-13	.628	94	59
2.	Jeff Ireland	1988-91	.563	80	45
3.	Terry Syler	1985-88	.731	52	38
4.	Chris Callahan	2014-16	.667	54	36
5.	Robert Bledsoe	1977-80	.492	63	31
	Marty Jimmerson	1981-84	.721	43	31
7.	Jarvis Van Dyke	1993-95	.592	49	29
8.	Ryan Havens	2003-06	.730	37	27
9.	Matt Bryant	1997-98	.724	29	21
10.	Bubba Hicks	1973-75	.625	32	20
	Connor Martin	**2016-current**	**.833**	**24**	**20**

SEASON LEADERS

	PLAYER	SEASON	PCT	FGA	FGM
1.	**Connor Martin**	**2017**	**.833**	**24**	**20**
2.	Aaron Jones	2010	.704	27	19
3.	Jeff Ireland	1989	.750	24	18
	Chris Callahan	2014	.692	26	18
5.	Ryan Havens	2005	.696	23	16
	Aaron Jones	2012	.593	27	16
7.	Marty Jimmerson	1981	.714	21	15
8.	Bubba Hicks	1975	.700	20	14
	Aaron Jones	2013	.609	23	14
10.	Robert Bledsoe	1979	.765	17	13
	Jarvis Van Dyke	1995	.565	23	13

FIELD GOALS ATTEMPTED

CAREER LEADERS

	PLAYER	SEASONS	FGM	PCT	FGA
1.	Aaron Jones	2010-13	59	.628	94
2.	Jeff Ireland	1988-91	45	.563	80
3.	Robert Bledsoe	1977-80	31	.492	63
4.	Terry Syler	1985-88	38	.731	52
5.	Jarvis Van Dyke	1993-95	29	.592	49
6.	Marty Jimmerson	1981-84	31	.721	43
7.	Chris Callahan	2014-16	36	.667	54
8.	Ryan Havens	2003-06	27	.730	37
9.	Mike Conradt	1970-72	19	.576	33
10.	Bubba Hicks	1973-75	20	.625	32

SEASON LEADERS

	PLAYER	SEASON	FGM	PCT	FGA
1.	Aaron Jones	2010	19	.704	27
	Aaron Jones	2012	15	.593	27
3.	Chris Callahan	2014	18	.692	26
4.	Jeff Ireland	1991	11	.440	25
5.	Jeff Ireland	1989	18	.750	24
	Connor Martin	**2017**	**20**	**.833**	**24**
7.	Jarvis Van Dyke	1995	13	.565	23
	Ryan Havens	2005	16	.696	23
	Aaron Jones	2013	14	.609	23
10.	Robert Bledsoe	1977	11	.500	22

FIELD GOAL PERCENTAGE

CAREER LEADERS MINIMUM 8 MADE

	PLAYER	SEASONS	FGM	FGA	PCT
1.	**Connor Martin**	**2016-current**	**20**	**24**	**.833**
2.	Terry Syler	1985-88	38	52	.731
3.	Ryan Havens	2003-06	27	37	.730
4.	Matt Bryant	1997-98	21	29	.724
5.	Marty Jimmerson	1981-84	31	43	.721
6.	Chris Callahan	2014-16	36	54	.667
	Carl Choate	1961-62	8	12	.667
8.	Kenny Webb	2001-04	18	28	.643
9.	Aaron Jones	2010-13	59	94	.628
10.	Bubba Hicks	1973-75	20	32	.625

SEASON LEADERS MINIMUM 7 MADE

	PLAYER	SEASON	FGM	FGA	PCT
1.	Marty Jimmerson	1984	12	14	.857
2.	Terry Syler	1985	11	13	.846
3.	**Connor Martin**	**2017**	**20**	**24**	**.833**
4.	Mike Conradt	1970	8	10	.800
	Matt Bryant	1998	12	15	.800
6.	Ryan Havens	2006	11	14	.786
7.	Robert Bledsoe	1979	13	17	.765
8.	Jeff Ireland	1989	18	24	.750
9.	Kenny Webb	2004	11	15	.733
10.	Marty Jimmerson	1981	15	21	.714

PAT KICKS MADE

CAREER LEADERS

	PLAYER	SEASONS	PCT	XPA	XPM
1.	Aaron Jones	2010-13	.986	278	274
2.	Chris Callahan	2014-16	.991	213	211
3.	Robert Bledsoe	1977-80	.982	113	111
4.	Jarvis Van Dyke	1993-95	.991	111	110
5.	Terry Syler	1985-88	.971	104	101
6.	Marty Jimmerson	1981-84	.967	91	88
7.	Jeff Ireland	1988-91	.929	84	78
8.	Hank Dickerson	1947-50	.684	98	67
9.	Bubba Hicks	1973-75	.968	63	61
10.	Ryan Havens	2003-06	.947	54	57

SEASON LEADERS

	PLAYER	SEASON	PCT	XPA	XPM
1.	Chris Callahan	2015	1.000	83	83
2.	Aaron Jones	2013	1.000	82	82
3.	Aaron Jones	2011	.962	78	75
	Chris Callahan	2014	.987	76	75
5.	Aaron Jones	2012	1.000	71	71
6.	Chris Callahan	2016	.981	54	53
7.	Jarvis Van Dyke	1994	1.000	46	46
	Aaron Jones	2010	.979	47	46
9.	Ben Parks	2008	.886	44	39
10.	Trey Weir	1992	1.000	36	36

INDIVIDUAL LEADERS

PAT KICKS ATTEMPTED

CAREER LEADERS

	PLAYER	SEASONS	XPM	PCT	XPA
1.	Aaron Jones	2010-13	274	.986	278
2.	Chris Callahan	2014-16	211	.991	213
3.	Robert Bledsoe	1977-80	111	.982	113
4.	Jarvis Van Dyke	1993-95	110	.991	111
5.	Terry Syler	1985-88	101	.971	104
6.	Hank Dickerson	1947-50	67	.684	98
7.	Marty Jimmerson	1981-84	88	.967	91
8.	Jeff Ireland	1988-91	78	.929	84
9.	Bubba Hicks	1973-75	61	.968	63
10.	Ben Parks	2008-11	56	.903	62

SEASON LEADERS

	PLAYER	SEASON	XPM	PCT	XPA
1.	Chris Callahan	2015	83	1.000	83
2.	Aaron Jones	2013	82	1.000	82
3.	Aaron Jones	2011	75	.962	78
4.	Chris Callahan	2014	75	.987	76
5.	Aaron Jones	2012	71	1.000	71
6.	Chris Callahan	2016	53	.981	54
7.	Aaron Jones	2010	46	.979	47
8.	Jarvis Van Dyke	1994	46	1.000	46
9.	Ben Parks	2008	39	.886	44
10.	Trey Weir	1992	36	1.000	36
	Kyle Atteberry	1996	35	.972	36

PAT KICK PERCENTAGE

CAREER LEADERS MINIMUM 35 MADE

	PLAYER	SEASONS	XPM	XPA	PCT
1.	Matt Bryant	1997-98	42	42	1.000
2.	Chris Callahan	2014-16	211	213	.991
	Jarvis Van Dyke	1993-95	110	111	.991
4.	Aaron Jones	2010-13	274	278	.986
5.	Robert Bledsoe	1977-80	111	113	.982
6.	Kenny Webb	2001-04	51	52	.981
7.	Terry Syler	1985-88	101	104	.971
8.	Bubba Hicks	1973-75	61	63	.968
9.	Marty Jimmerson	1981-84	88	91	.967
10.	Carl Choate	1961-62	39	41	.951

SEASON LEADERS MINIMUM 15 MADE

	PLAYER	SEASON	XPM	XPA	PCT
1.	Chris Callahan	2015	83	83	1.000
	Aaron Jones	2013	82	82	1.000
	Aaron Jones	2012	71	71	1.000
	Jarvis Van Dyke	1994	46	46	1.000
	Trey Weir	1992	36	36	1.000
	Jarvis Van Dyke	1993	34	34	1.000
	Terry Syler	1985	31	31	1.000
	Bubba Hicks	1974	29	29	1.000
	Robert Bledsoe	1978	28	28	1.000
	Marty Jimmerson	1982	27	27	1.000
	Robert Bledsoe	1977	24	24	1.000
	Kenny Webb	2003	24	24	1.000
	Carl Choate	1961	23	23	1.000
	Matt Bryant	1997	23	23	1.000
	Lester Belrose	1976	22	22	1.000
	Terry Syler	1988	22	22	1.000
	Daniel Andino	2001	22	22	1.000
	Matt Bryant	1998	19	19	1.000

PUNTING

PUNTS

CAREER LEADERS

	PLAYER	SEASONS	YDS	AVG	P
1.	Daniel Sepulveda	2003-06	12,531	45.24	277
2.	Ron Stowe	1979-82	10,339	41.03	252
3.	Derek Epperson	2007-10	9,574	42.74	224
4.	Kyle Atteberry	1997-99	9,404	42.55	221
5.	Ed Marsh	1968-70	8,551	41.51	206
6.	Pete Rutter	1986-89	7,929	41.51	191
7.	Luke Prestridge	1976-78	7,602	42.23	180
8.	Buzzy Sawyer	1983-85	7,385	43.44	170
9.	Ty Atteberry	1993-96	6,844	41.48	165
10.	Spencer Roth	2011-14	7,170	43.72	164

SEASON LEADERS

	PLAYER	SEASON	YDS	AVG	P
1.	Ed Marsh	1970	3,556	40.41	88
2.	Daniel Sepulveda	2003	3,750	43.10	87
3.	Adam Stiles	2000	3,248	40.10	81
4.	Kyle Atteberry	1999	3,137	40.74	77
5.	Ron Stowe	1979	3,044	41.14	74
6.	Buzzy Sawyer	1984	3,275	44.86	73
	Kyle Atteberry	1998	3,158	43.26	73
	Jeremy Parker	2002	2,599	35.60	73
9.	Kyle Atteberry	1997	3,109	43.79	71
10.	Ron Stowe	1980	2,702	38.60	70
	Adam Stiles	2001	3,088	44.11	70

YARDS

CAREER LEADERS

	PLAYER	SEASONS	P	AVG	YDS
1.	Daniel Sepulveda	2003-06	277	45.24	12,531
2.	Ron Stowe	1979-82	252	41.03	10,339
3.	Derek Epperson	2007-10	224	42.74	9,574
4.	Kyle Atteberry	1997-99	221	42.55	9,404
5.	Ed Marsh	1968-70	206	41.51	8,551
6.	Pete Rutter	1986-89	191	41.51	7,929
7.	Luke Prestridge	1976-78	180	42.23	7,602
8.	Buzzy Sawyer	1983-85	170	43.44	7,385
9.	Spencer Roth	2011-14	164	43.72	7,170
10.	Ty Atteberry	1993-96	165	41.48	6,844

SEASON LEADERS

	PLAYER	SEASON	P	AVG	YDS
1.	Daniel Sepulveda	2003	87	43.10	3,750
2.	Ed Marsh	1970	88	40.41	3,556
3.	Buzzy Sawyer	1984	73	44.86	3,275
4.	Adam Stiles	2000	81	40.10	3,248
5.	Kyle Atteberry	1998	73	43.26	3,158
6.	Kyle Atteberry	1999	77	40.74	3,137
7.	Kyle Atteberry	1997	71	43.79	3,109
8.	Adam Stiles	2001	70	44.11	3,088
9.	Daniel Sepulveda	2006	66	46.49	3,068
10.	Ron Stowe	1979	74	41.14	3,044

INDIVIDUAL LEADERS

YARDS PER PUNT

CAREER LEADERS MINIMUM 100 PUNTS

	PLAYER	SEASONS	P	YDS	AVG
1.	Daniel Sepulveda	2003-06	277	12,531	45.24
2.	Spencer Roth	2011-14	164	7,170	43.72
3.	Buzzy Sawyer	1983-85	170	7,385	43.44
4.	Derek Epperson	2007-10	224	9,572	42.75
5.	Kyle Atteberry	1997-99	221	9,404	42.55
6.	Luke Prestridge	1976-78	180	7,602	42.23
7.	Adam Stiles	2000-01	151	6,336	41.96
8.	**Drew Galitz**	**2015-current**	**115**	**4,823**	**41.94**
9.	Pete Rutter	1986-89	191	7,929	41.51
10.	Ed Marsh	1968-70	206	8,551	41.51
11.	Ty Atteberry	1993-96	165	6,844	41.48

SEASON LEADERS MINIMUM 40 PUNTS

	PLAYER	SEASON	P	YDS	AVG
1.	Daniel Sepulveda	2006	66	3,068	46.49
2.	Ty Atteberry	1996	60	2,781	46.35
3.	Daniel Sepulveda	2005	62	2,863	46.18
4.	Daniel Sepulveda	2004	62	2,850	46.00
5.	Spencer Roth	2013	52	2,379	45.75
6.	Buzzy Sawyer	1984	73	3,275	44.86
7.	Buzzy Sawyer	1985	52	2,332	44.85
8.	Derek Epperson	2009	54	2,420	44.81
9.	Derek Epperson	2008	49	2,169	44.30
10.	Adam Stiles	2001	70	3,088	44.11

YEARLY LEADERS

YEAR	PLAYER	P	YDS	AVG
1945	Jack Price	66	2,375	35.98
1946	Jack Price	17	602	35.41
1947	Jack Price	62	2,173	35.05
1948	Adrian Burk	59	2,038	34.54
1949	Adrian Burk	54	1,987	36.80
1950	Larry Isbell	56	2,306	41.18
1951	Larry Isbell	63	2,338	37.11
1952	Cotton Davidson	58	2,135	36.81
1953	Cotton Davidson	32	1,237	38.66
1954	Del Shofner	17	668	39.29
1955	Del Shofner	28	1,024	36.57
1956	Del Shofner	29	1,180	40.69
1957	Larry Hickman	40	1,536	38.40
1958	Larry Hickman	37	1,297	35.10
1959	Gary Wisener	35	1,190	34.00
1960	Tommy Minter	38	1,392	36.63
1961	Benny Corley	50	1,709	34.18
1962	Michael Broyles	38	1,398	36.79
1963	Ed Whiddon	43	1,518	35.30
1964	Ed Whiddon	54	1,866	34.56
1965	Ricky Head	66	2,289	34.68
1966	Terry Southall	48	1,934	40.29
1967	Jerral Landers	61	2,284	37.44
1968	Ed Marsh	50	2,030	40.60
1969	Ed Marsh	68	2,965	43.60
1970	Ed Marsh	88	3,556	40.41
1971	Harlan Deem	60	2,364	39.40
1972	Rusty Parrott	51	1,929	37.82
1973	Rusty Parrott	38	1,372	36.11
1974	Bill Moore	60	2,213	36.88
1975	Bill Moore	46	1,729	37.59
1976	Luke Prestridge	59	2,368	40.14
1977	Luke Prestridge	63	2,755	43.73
1978	Luke Prestridge	58	2,479	42.74
1979	Ron Stowe	74	3,044	41.14
1980	Ron Stowe	70	2,702	38.60
1981	Ron Stowe	46	1,888	41.04
1982	Ron Stowe	62	2,705	43.63
1983	Buzzy Sawyer	45	1,778	39.51
1984	Buzzy Sawyer	73	3,275	44.86
1985	Buzzy Sawyer	52	2,332	44.85
1986	Jim Mueller	43	1,650	38.37
1987	Pete Rutter	66	2,672	40.48
1988	Pete Rutter	63	2,591	41.13
1989	Pete Rutter	57	2,496	43.79
1990	Kent Brentham	57	2,128	37.33
1991	Kent Brentham	48	1,798	37.46
1992	Rhett Delaney	42	1,679	39.98
1993	Willie Schupp	44	1,728	39.27
1994	Ty Atteberry	39	1,589	40.74
1995	Ty Atteberry	60	2,284	38.07
1996	Ty Atteberry	60	2,781	46.35
1997	Kyle Atteberry	71	3,109	43.79
1998	Kyle Atteberry	73	3,158	43.26
1999	Kyle Atteberry	77	3,137	40.74
2000	Adam Stiles	81	3,248	40.10
2001	Adam Stiles	70	3,088	44.11
2002	Jeremy Parker	73	2,599	35.60
2003	Daniel Sepulveda	87	3,750	43.10
2004	Daniel Sepulveda	62	2,850	46.00
2005	Daniel Sepulveda	62	2,863	46.18
2006	Daniel Sepulveda	66	3,068	46.49
2007	Derek Epperson	66	2,579	39.08
2008	Derek Epperson	49	2,169	44.30
2009	Derek Epperson	54	2,420	44.81
2010	Derek Epperson	55	2,406	43.75
2011	Spencer Roth	29	1,174	40.48
2012	Spencer Roth	36	1,577	43.81
2013	Spencer Roth	52	2,379	45.75
2014	Spencer Roth	47	2,040	43.40
2015	Drew Galitz	40	1,627	40.68
2016	Drew Galitz	54	2,246	41.59
2017	Connor Martin	39	1,572	40.31

50-PLUS-YARD PUNTS

CAREER LEADERS SINCE 1964

	PLAYER	SEASONS	P	50+
1.	Daniel Sepulveda	2003-06	277	94
2.	Derek Epperson	2007-10	224	49
3.	Ron Stowe	1979-82	252	47
4.	Kyle Atteberry	1997-99	221	46
5.	Spencer Roth	2011-14	164	41
6.	Pete Rutter	1986-89	191	39
7.	Ed Marsh	1968-70	206	38
	Buzzy Sawyer	1983-85	170	38
9.	Adam Stiles	2000-01	151	33
10.	Ty Atteberry	1993-96	165	26

SEASON LEADERS SINCE 1964

	PLAYER	SEASON	P	50+
1.	Daniel Sepulveda	2003	87	26
2.	Daniel Sepulveda	2006	66	25
3.	Daniel Sepulveda	2004	62	24
4.	Buzzy Sawyer	1984	73	22
5.	Adam Stiles	2001	70	20
6.	Ron Stowe	1982	62	19
	Ty Atteberry	1996	60	19
	Daniel Sepulveda	2005	62	19
9.	Kyle Atteberry	1997	71	18
10.	Spencer Roth	2013	52	17

INDIVIDUAL LEADERS

60-PLUS-YARD PUNTS

CAREER LEADERS SINCE 1964

	PLAYER	SEASON	P	60+
1.	Daniel Sepulveda	2003-06	277	21
2.	Kyle Atteberry	1997-99	221	10
3.	Spencer Roth	2011-14	164	9
4.	Ron Stowe	1979-82	252	8
	Ty Atteberry	1993-96	165	8
6.	Buzzy Sawyer	1983-85	170	7
7.	Derek Epperson	2007-10	224	6
8.	Ed Marsh	1968-70	206	5
	Luke Prestridge	1976-78	180	5
	Pete Rutter	1986-89	191	5

SEASON LEADERS SINCE 1964

	PLAYER	SEASON	P	60+
1.	Buzzy Sawyer	1984	73	7
	Daniel Sepulveda	2006	66	7
3.	Ty Atteberry	1996	60	6
	Daniel Sepulveda	2005	62	6
5.	Kyle Atteberry	1998	71	5
6.	Daniel Sepulveda	2004	62	5
7.	Spencer Roth	2013	52	4
8.	Ron Stowe	1979	74	3
	Ron Stowe	1982	62	3
	Kyle Atteberry	1999	77	3
	Daniel Sepulveda	2003	87	3
	Derek Epperson	2008	49	3

DEFENSE

TOTAL TACKLES

CAREER LEADERS

	PLAYER	SEASONS	SOLO	ASST	TT
1.	Mike Singletary	1977-80	351	311	662
2.	Joe Pawelek	2006-09	191	231	422
3.	Ray Berry	1983-86	231	149	380
4.	Maurice Lane	2002-05	248	117	365
5.	Kris Micheaux	1997-00	214	137	351
6.	James Francis	1986-89	198	136	334
7.	Doak Field	1977-80	164	166	330
8.	Thomas Everett	1983-86	204	121	325
	Taylor Young	2014-17	215	110	325
10.	Jordan Lake	2006-09	198	126	324

SEASON LEADERS

	PLAYER	YEAR	SOLO	ASST	TT
1.	Mike Singletary	1978	127	105	232
2.	Mike Singletary	1979	117	71	188
3.	Mike Singletary	1980	62	83	145
4.	Jerry Harrison	1977	78	66	144
5.	Geff Gandy	1982	63	74	137
6.	Mike Welch	1987	82	49	131
7.	James Francis	1989	72	57	129
	Maurice Lane	2003	89	40	129
9.	Joe Pawelek	2008	55	73	128
10.	LaCurtis Jones	1994	83	43	126

YEARLY LEADERS

YEAR	PLAYER	SOLO	ASST	TT
1977	Jerry Harrison	78	66	144
1978	Mike Singletary	127	105	232
1979	Mike Singletary	117	71	188
1980	Mike Singletary	62	83	145
1981	Geff Gandy	59	56	115
1982	Geff Gandy	63	74	137
1983	Kevin Hancock	46	59	105
1984	Ray Berry	63	44	107
1985	Ray Berry	67	46	113
1986	Ray Berry	61	38	99
1987	Mike Welch	82	49	131
1988	Gary Kinne	71	40	111
1989	James Francis	72	57	129
1990	Curtis Hafford	48	35	83
1991	Le'Shai Maston	58	52	110
1992	Le'Shai Maston	63	57	120
1993	Chris Dull	62	34	96
1994	LaCurtis Jones	83	43	126
1995	LaCurtis Jones	54	59	113
1996	Dean Jackson	67	47	114
1997	Rodney Smith	70	39	109
1998	Rodney Smith	80	26	106
1999	Sean Armistead	56	48	104
2000	Gary Baxter	57	39	96
	Kris Micheaux	57	39	96
2001	Samir Al-Amin	76	33	109
2002	Ethan Kelley	46	30	76
2003	Maurice Lane	89	40	129
2004	Maurice Lane	77	27	104
2005	Maurice Lane	43	41	84
2006	Joe Pawelek	46	40	86
2007	Jordan Lake	67	53	120
2008	Joe Pawelek	55	73	128
2009	Joe Pawelek	50	59	109
2010	Byron Landor	78	49	127
2011	Elliot Coffey	55	59	114
2012	Bryce Hager	72	52	124
2013	Eddie Lackey	64	44	108
2014	Bryce Hager	76	38	114
2015	Grant Campbell	63	34	97
2016	Aiavion Edwards	64	34	98
2017	Taylor Young	39	21	60

SOLO TACKLES

CAREER LEADERS

	PLAYER	SEASONS	TT	ASST	SOLO
1.	Mike Singletary	1977-80	662	311	351
2.	Maurice Lane	2002-05	365	117	248
3.	Ray Berry	1983-86	380	149	231
4.	Taylor Young	2014-17	325	110	215
5.	Kris Micheaux	1997-00	351	137	214
6.	Thomas Everett	1983-86	325	121	204
7.	Bryce Hager	2011-14	322	120	202
8.	Rodney Smith	1996-99	294	95	199
9.	James Francis	1986-89	334	136	198
	Jordan Lake	2006-09	324	126	198

SEASON LEADERS

	PLAYER	SEASON	TT	ASST	SOLO
1.	Mike Singletary	1978	232	105	127
2.	Mike Singletary	1979	188	71	117
3.	Maurice Lane	2003	129	40	89
4.	LaCurtis Jones	1994	126	43	83
	Sam Holl	2011	113	30	83
6.	Mike Welch	1987	131	49	82
7.	Rodney Smith	1998	106	26	80
8.	Jerry Harrison	1977	144	66	78
	Byron Landor	2010	127	49	78
10.	Maurice Lane	2004	104	27	77

ASSISTED TACKLES

CAREER LEADERS

	PLAYER	SEASONS	TT	SOLO	ASST
1.	Mike Singletary	1977-80	662	351	311
2.	Joe Pawelek	2006-09	422	191	231
3.	Doak Field	1977-80	330	164	166
4.	Ray Berry	1983-86	380	231	149
5.	Joe Campbell	1977-80	316	170	146
6.	Tommy Tabor	1978-81	304	159	145
7.	Gary Joe Kinne	1986-89	323	179	144
8.	Geff Gandy	1979-82	269	132	137
	Kris Micheaux	1997-00	351	214	137
10.	James Francis	1986-89	334	198	136

INDIVIDUAL LEADERS

SEASON LEADERS

	PLAYER	SEASON	TT	SOLO	ASST
1.	Mike Singletary	1978	232	127	105
2.	Mike Singletary	1980	145	62	83
3.	Geff Gandy	1982	137	63	74
4.	Joe Pawelek	2008	128	55	73
5.	Mike Singletary	1979	188	117	71
6.	Jerry Harrison	1977	144	78	66
7.	Jerry Harrison	1978	116	52	64
8.	Doak Field	1980	79	18	61
9.	Kevin Hancock	1983	105	46	59
	LaCurtis Jones	1995	113	54	59
	Joe Pawelek	2007	99	40	59
	Joe Pawelek	2009	109	50	59
	Elliot Coffey	2011	114	55	59

TACKLES FOR LOSS

CAREER LEADERS

	PLAYER	SEASONS	YDS	TFL
1.	Charles Benson	1979-82	259	49.0
2.	Shawn Oakman	2013-15	176	46.5
3.	Taylor Young	2014-17	161	39.0
4.	John Garrett	2000-03	131	38.5
5.	Robin Jones	1988-91	164	38.0
6.	Mike Singletary	1977-80	103	34.0
7.	Justin Crooks	2001-04	108	33.5
8.	Scotty Lewis	1990, 92-94	114	33.0
9.	Daryl Gardener	1992-95	111	32.5
10.	Santana Dotson	1988-91	117	30.0
	Andrew Billings	2013-15	112	30.0

SEASON LEADERS

	PLAYER	SEASON	YDS	TFL
1.	Andrew Mellontree	1979	98	20.0
	Charles Benson	1982	88	20.0
3.	Shawn Oakman	2014	89	19.5
4.	John Garrett	2003	73	17.5
5.	Charles Benson	1980	72	16.0
	Matthew Pearson	1992	88	16.0
	Justin Crooks	2004	61	16.0
8.	Derek Turner	1985	73	15.0
	Andrew Billings	2015	66	15.0
10.	Shawn Oakman	2015	55	14.5

YEARLY LEADERS

YEAR	PLAYER	YDS	TFL
1977	Jerry Harrison	36	8.0
	Allen Stone	34	8.0
1978	Mike Singletary	39	14.0
1979	Andrew Mellontree	98	20.0
1980	Charles Benson	72	16.0
1981	Charles Benson	99	13.0
	Travis Selph	64	13.0
1982	Charles Benson	88	20.0
1983	Ervin Randle	69	14.0
	Kent Townsend	69	14.0
1984	Derek Turner	73	15.0
1985	Derek Turner	35	9.0
1986	Ray Berry	49	10.0
1987	Eugene Hall	23	8.0
1988	James Francis	54	8.0
	Reggie Howard	30	8.0
	Gary Kinne	21	8.0
1989	James Francis	58	12.0
1990	Robin Jones	42	11.0
1991	Le'Shea Matson	52	13.0
1992	Matthew Pearson	88	16.0
1993	Daryl Gardener	35	12.0
1994	Scotty Lewis	41	12.0
1995	LaCurtis Jones	42	10.0
	Charles Holton	22	10.0
1996	Donnie Embra	37	7.0
1997	Charles Foster	33	8.0
1998	Jason Jackson	30	10.0
1999	Kris Micheaux	23	8.0
2000	McKinley Bowie	35	9.0
2001	Kevin Stevenson	22	12.0
2002	Ethan Kelley	33	10.0
2003	John Garrett	73	17.5
2004	Justin Crooks	61	16.0
2005	Montez Murphy	39	9.5
2006	Maurice Linguist	29	7.5
2007	Leon Freeman	39	9.5
2008	Leon Freeman	39	9.0
2009	Jason Lamb	38	7.0
2010	Tevin Elliott	55	9.0
2011	Nicolas Jean-Baptiste	36	8.5
2012	Eddie Lackey	36	10.5
2013	Eddie Lackey	64	13.0
2014	Shawn Oakman	89	19.5
2015	Andrew Billings	66	15.0
2016	Patrick Levels	56	12.0
	K.J. Smith	57	12.0
2017	Ira Lewis	47	11.5

SACKS

CAREER LEADERS

	PLAYER	SEASONS	SACKS
1.	Shawn Oakman	2013-15	17.5
2.	Taylor Young	2014-17	15.5
3.	Daryl Gardener	1992-95	15.0
	Chris McAllister	2010-13	15.0
5.	Scotty Lewis	1990, 92-94	14.0
6.	James Francis	1986-89	13.5
	Matthew Pearson	1991-92	13.5
8.	John Garrett	2000-03	13.0
	Jamal Palmer	2012-15	13.0
10.	K.J. Smith	2014-17	12.0
	Santana Dotson	1988-91	12.0
	Glenn Coy	1994-97	12.0

SEASON LEADERS

	PLAYER	SEASON	SACKS
1.	Shawn Oakman	2014	11.0
2.	Matthew Pearson	1992	10.5
3.	John Garrett	2003	10.0
4.	Charles Benson	1982	8.5
5.	K.J. Smith	2016	7.0
	Kent Townsend	1983	7.0
	Robin Jones	1991	7.0
	Albert Fontenot	1992	7.0
	Scotty Lewis	1993	7.0
10.	Chris McAllister	2013	6.5

YEARLY LEADERS

YEAR	PLAYER	YDS	SACKS
1991	Robin Jones	41	7.0
1992	Matthew Pearson	NA	10.5
1993	Scotty Lewis	NA	7.0
1994	Daryl Gardener	18	4.5
1995	LaCurtis Jones	27	5.0
1996	Donnie Embra	24	4.0
1997	Charles Foster	30	3.0
	Glenn Coy	20	3.0
1998	Dwight Johnson	28	5.0
1999	Rodney Smith	17	3.0
	Justin Snow	16	3.0
2000	Aaron Lard	7	2.0
2001	A.C. Collier	52	6.0
2002	Khari Long	26	4.5
2003	John Garrett	59	10.0

INDIVIDUAL LEADERS

YEAR	PLAYER	YDS	SACKS
2004	Willie Andrews	20	3.0
2005	Colin Allred	41	5.5
2006	Geoff Nelson	28	2.5
2007	Jason Lamb	29	5.0
2008	Leon Freeman	29	4.0
2009	Tracy Robertson	31	3.0
	Jason Lamb	29	3.0
2010	Tevin Elliott	42	5.0
2011	Tracy Robertson	30	4.5
2012	Chris McAllister	34	6.0
2013	Chris McAllister	46	6.5
2014	Shawn Oakman	73	11.0
2015	Andrew Billings	40	5.5
	Jamal Palmer	31	5.5
2016	K.J. Smith	46	7.0
2017	Ira Lewis	39	5.5

INTERCEPTIONS

CAREER LEADERS

	PLAYER	SEASONS	YARDS	AVG	INT
1.	Vann McElroy	1978-81	113	7.06	16
	Mike Welch	1986-90	133	8.31	16
3.	George Sims	1945-48	320	21.33	15
4.	Ron Francis	1982-86	102	7.29	14
	Robert Blackmon	1986-89	275	19.64	14
6.	Robert Reid	1950-51	158	12.15	13
7.	Orion Stewart	2013-16	227	18.92	12
	Thomas Everett	1983-86	194	16.17	12
	Michael McFarland	1989-92	79	6.58	12
10.	Adrian Robinson	1993-95	177	16.09	11

SEASON LEADERS

	PLAYER	SEASON	YDS	AVG	INT
1.	Robert Reid	1951	128	11.64	11
2.	George Sims	1947	208	26.00	8
	Vann McElroy	1980	73	9.13	8
	Ron Francis	1986	25	3.13	8
	Robert Blackmon	1989	150	18.75	8
6.	George Sims	1948	112	16.00	7
	Mike Welch	1990	80	11.43	7
8.	Orion Stewart	2016	53	8.83	6
	Bobby Griffin	1949	135	22.50	6
	John Miller	1969	6	1.00	6
	Ron Francis	1985	77	12.83	6
	Michael McFarland	1991	15	2.50	6
	Joe Pawelek	2008	56	9.33	6

YEARLY LEADERS

YEAR	PLAYER	INT	YDS	AVG	TD	LG
1947	George Sims	8	208	26.00	2	
1948	George Sims	7	112	16.00		
1949	Bobby Griffin	6	135	22.50	1	88
1950	James Mott	4	72	18.00		32
1951	Robert Reid	11	128	11.64		56
1952	Glenn Jones	3	30	10.00		
	James Culvahouse	3	26	8.67		
1953	Billy Don Sherman	4	15	3.75		
1954	Del Shofner	5	179	35.80	1	88
1955	Reuben Saage	3	69	23.00		
1956	Four Players	2				
1957	Doyle Traylor	2	40	20.00	0	
	Dick Clark	2	30	15.00		
	Lee Harrington	2	16	8.00	0	
1958	Four Players	2				
1959	Four Players	2				
1960	Larry Corley	2	5	2.50	0	
1961	Six Players	1				
1962	Ronnie Goodwin	4	10	2.50		
1963	Robert Christian	3	40	13.33	0	
1964	Donnie Laurence	5	44	8.80	1	
1965	Eddie Whiddon	5	4	0.80	0	
1966	Six Players	2				
1967	Ridley Gibson	5	55	11.00	0	
	Jackie Allen	5	20	4.00	0	
1968	Russell Serafin	5	5	1.00	0	
1969	John Miller	6	6	1.00	0	
1970	Edward Marsh	4	61	15.25	1	
1971	Ricky Duff	3	11	3.67	0	
	Phillip Beall	3	0	0.00	0	
1972	Tommy Stewart	5	97	19.40	0	
1973	Gary Green	3	12	4.00	0	
1974	Ken Quesenberry	3	0	0.00	0	
1975	Mike Nelms	5	108	21.60	0	
1976	Scooter Reed	2	17	8.50	0	
1977	Howard Fields	4	56	14.00	1	53
1978	Benny Goodwin	4	70	17.50	0	57
1979	Howard Fields	5	95	19.00	1	95
1980	Vann McElroy	8	73	9.13	0	25
1981	Vic Vines	4	65	16.25	0	34
	Vann McElroy	4	18	4.50	0	15
1982	Vic Vines	3	33	11.00	0	24
	Preston Davis	3	22	7.33	0	11
1983	Jack Hurd	3	28	9.33	0	20
1984	Kevin Hancock	3	54	18.00	0	51
	Ray Berry	3	23	7.67	0	13
1985	Ron Francis	6	77	12.83	0	19
1986	Ron Francis	8	25	3.13	0	16
1987	Robert Blackmon	5	81	16.20	2	26
	Mike Welch	5	28	5.60	0	21
1988	Gary Kinne	4	117	29.25	0	69
1989	Robert Blackmon	8	150	18.75	2	35
1990	Mike Welch	7	80	11.43	0	31
1991	Michael McFarland	6	15	2.50	0	15
1992	Keith Caldwell	2	42	21.00	1	42
	Le'Shai Maston	2	14	7.00	0	9
	Chris Lewis	2	0	0.00	0	0
1993	Andrew Swasey	5	33	6.60	0	25
1994	Adrian Robinson	3	129	43.00	2	89
	Chris Lewis	3	10	3.33	0	10
1995	Adrian Robinson	4	26	6.50	0	15
1996	Dean Jackson	4	48	12.00	0	19
1997	Matt Anderson	2	35	17.50	0	25
1998	Gary Baxter	4	87	21.75	0	59
1999	Daniel Wilturner	3	98	32.67	1	52
2000	Eric Giddens	2	89	44.5	1	72
	Samir Al-Amin	2	55	27.5	0	33
	Daniel Wilturner	2	47	23.5	0	44
2001	Derrick Cash	5	129	25.8	1	73
2002	Bobby Hart	3	29	9.7	0	25
2003	Willie Andrews	2	24	12.0	0	24
2004	Anthony Arline	1	6	6.0	0	6
	Maurice Lane	1	33	33.0	0	33
	Maurice Linguist	1	0	0.0	0	0
	Braelon Davis	1	12	12.0	0	12
2005	C.J. Wilson	5	54	10.8	0	12
2006	C.J. Wilson	4	98	24.5	1	52
2007	Jordan Lake	2	26	13.0	0	28
	Brandon Stiggers	2	23	11.5	0	23
2008	Joe Pawelek	6	56	9.3	0	33
2009	Chance Casey	2	66	33.0	1	66
2010	Prince Kent	2	23	11.5	0	19
2011	K.J. Morton	4	54	13.5	0	28
2012	Eddie Lackey	4	110	27.5	2	55
2013	Eddie Lackey	3	54	18.0	1	54
	K.J. Morton	3	61	20.3	0	57
	Demetri Goodson	3	63	21.0	0	42
2014	Xavien Howard	4	40	10.0	0	25
	Orion Stewart	4	68	17.0	0	44
2015	Xavien Howard	5	74	14.8	0	46
2016	Orion Stewart	6	53	8.83	1	33
2017	Grayland Arnold	1	20	20.0	0	20
	Henry Black	1	0	0.0	0	0
	Harrison Hand	1	0	0.0	0	0

INDIVIDUAL LEADERS

INTERCEPTION RETURN YARDS

CAREER LEADERS

	PLAYER	SEASONS	INT	AVG	YDS
1.	George Sims	1945-48	15	21.33	320
2.	Robert Blackmon	1986-89	14	19.64	275
3.	Orion Stewart	2013-16	12	18.92	227
4.	Del Shofner	1954-56	7	31.00	217
5.	Thomas Everett	1983-86	12	16.17	194
6.	Derrick Cash	2000-03	7	27.00	189
7.	Adrian Robinson	1993-95	11	16.09	177
8.	Eddie Lackey	2012-13	7	23.43	164
9.	Robert Reid	1950-51	13	12.15	158
10.	Bobby Griffin	1947-49	8	19.63	157

SEASON LEADERS

	PLAYER	SEASON	INT	AVG	YDS
1.	George Sims	1947	8	26.00	208
2.	Del Shofner	1954	5	35.80	179
3.	Robert Blackmon	1989	8	18.75	150
4.	Bobby Griffin	1949	6	22.50	135
5.	Charles McClanahan	1974	2	65.00	130
6.	Adrian Robinson	1994	3	43.00	129
	Derrick Cash	2001	5	25.80	129
8.	Robert Reid	1951	11	11.64	128
9.	Gary Joe Kinne	1988	4	29.25	117
10.	Ryan Reid	2016	3	38.67	116

YARDS PER INTERCEPTION RETURN

CAREER LEADERS MINIMUM 5 RETURNS

	PLAYER	SEASONS	INT	YDS	AVG
1.	Del Shofner	1954-56	7	217	31.00
2.	Daniel Wilturner	1998-00	5	145	29.00
3.	Derrick Cash	2000-03	7	189	27.00
4.	Samir Al-Amin	1997-01	6	160	26.67
5.	Eddie Lackey	2012-13	7	164	23.43
6.	Joe Williams	2011-13	6	131	21.83
7.	George Sims	1945-48	15	320	21.33
8.	Robert Blackmon	1986-89	14	275	19.64
9.	Bobby Griffin	1947-49	8	157	19.63
10.	Gary Baxter	1997-00	6	117	19.50

SEASON LEADERS MINIMUM 3 RETURNS

	PLAYER	SEASON	INT	YDS	AVG
1.	Adrian Robinson	1994	3	129	43.00
2.	Ryan Reid	2016	3	116	38.67
3.	Del Shofner	1954	5	179	35.80
4.	Daniel Wilturner	1999	3	98	32.67
5.	Samir Al-Amin	2001	3	93	31.00
6.	Gary Joe Kinne	1988	4	117	29.25
7.	Eddie Lackey	2012	4	110	27.50
8.	George Sims	1947	8	208	26.00
9.	Derrick Cash	2001	5	129	25.80
10.	C.J. Wilson	2006	4	98	24.50

PASSES BROKEN UP

CAREER LEADERS

	PLAYER	SEASONS	PBU
1.	Gary Baxter	1997-00	44
2.	Howard Fields	1976-79	35
3.	Thomas Everett	1983-86	33
4.	Joe Williams	2011-13	32
5.	George McCullough	1993-96	31
6.	Robert Blackmon	1986-89	30
7.	Ron Francis	1982-86	29
8.	Ryan Reid	2012-16	28
	Daniel Wilturner	1998-00	28
10.	Samir Al-Amin	1997-01	26

SEASON LEADERS

	PLAYER	SEASON	PBU
1.	Daniel Wilturner	2000	19
2.	Gary Baxter	1998	18
3.	Howard Fields	1977	17
4.	Kirk Collins	1979	16
5.	Robert Blackmon	1987	15
	Tyrone Smith	1994	15
	Gary Baxter	1999	15
	Bobby Hart	2001	15
9.	Scooter Reed	1977	14
	Thomas Everett	1986	14
	George McCullough	1995	14

KICK RETURNS

PUNT RETURNS

CAREER LEADERS

	PLAYER	SEASONS	AVG	YDS	RET
1.	Gerald McNeil	1980-83	8.77	886	101
2.	Willie Andrews	2002-05	9.78	949	97
3.	Howard Fields	1977-79	8.27	794	96
4.	Thomas Everett	1983-86	9.58	766	80
5.	Gary Green	1973-76	7.93	563	71
6.	Levi Norwood	2011-14	8.73	559	64
7.	Bobby Jack Goforth	1987-88	9.05	561	62
8.	Bobby Hart	2000-02	9.87	513	52
9.	George Sims	1945-48	15.55	793	51
10.	Jack Allen	1966-68	9.21	442	48

SEASON LEADERS

	PLAYER	SEASON	AVG	YDS	RET
1.	Gerald McNeil	1980	9.63	395	41
	Willie Andrews	2004	10.81	443	41
3.	Bobby Jack Goforth	1988	9.55	382	40
4.	Gary Green	1976	7.19	266	37
	Howard Fields	1979	8.54	316	37
6.	George Sims	1947	10.00	330	33
7.	Howard Fields	1978	8.07	242	30
8.	Howard Fields	1977	8.14	236	29
	Thomas Everett	1985	10.10	293	29
	Willie Andrews	2003	8.00	232	29

PUNT RETURN YARDS

CAREER LEADERS

	PLAYER	SEASONS	RET	AVG	YDS
1.	Willie Andrews	2002-05	97	9.78	949
2.	Gerald McNeil	1980-83	101	8.77	886
3.	Howard Fields	1977-79	96	8.27	794
4.	George Sims	1945-48	51	15.55	793
5.	Thomas Everett	1983-86	80	9.58	766
6.	Gary Green	1973-76	71	7.93	563
7.	Bobby Jack Goforth	1987-88	62	9.05	561
8.	Levi Norwood	2011-14	64	8.73	559
9.	Bobby Hart	2000-02	52	9.87	513
10.	Jack Allen	1966-68	48	9.21	442

SEASON LEADERS

	PLAYER	SEASON	RET	AVG	YDS
1.	Willie Andrews	2004	41	10.81	443
2.	Gerald McNeil	1980	41	9.63	395
3.	Bobby Jack Goforth	1988	40	9.55	382
4.	George Sims	1948	15	25.00	375
5.	George Sims	1947	33	10.00	330
6.	Mitford Johnson	1949	20	15.95	319
7.	Howard Fields	1979	37	8.54	316
8.	Thomas Everett	1985	29	10.10	293
9.	Johnny Curtis	1950	12	24.33	292
10.	Thomas Everett	1984	27	10.59	286

INDIVIDUAL LEADERS

YEARLY LEADERS

YEAR	PLAYER	RET	YDS	AVG	TD	LG
1947	George Sims	33	330	10.00		
1948	George Sims	15	375	25.00	0	
1949	Mitford Johnson	20	319	15.95		
1950	Johnny Curtis	12	292	24.33	1	86
1951	Bob Reid	10	141	14.10		
1952	Jerry Coody	14	167	11.93		
1953	L.G. Dupre	15	164	10.93		
1954	Del Shofner	5	61	12.20		
1955	Weldon Holley	9	119	13.22		
1956	Del Shofner	7	138	19.71	1	91
1957	Dick Clark	9	82	9.11		
1958	Dick Clark	7	40	5.71		
1959	Ronnie Bull	5	85	17.00		
1960	Albert Tate	8	78	9.75	0	
1961	Ronnie Goodwin	5	56	11.20		
1962	Ronnie Goodwin	10	119	11.90		
1963	Lawrence Elkins	12	106	8.83		
1964	Lawrence Elkins	13	126	9.69		
1965	George Cheshire	23	155	6.74		
1966	Jack Allen	16	107	6.69	0	
1967	Jack Allen	18	173	9.61	0	
1968	Jack Allen	14	162	11.57	1	85
1969	John Miller	8	123	15.38	0	
1970	Don Huggins	10	266	26.60	1	73
1971	Tommy Stewart	12	116	9.67	0	
1972	Tommy Stewart	19	128	6.74	0	
1973	Gary Green	11	122	11.09	0	
1974	Ronald Burns	12	79	6.58	0	
1975	Gary Green	21	174	8.29	0	
1976	Gary Green	37	266	7.19	0	
1977	Howard Fields	29	236	8.14	0	19
1978	Howard Fields	30	242	8.07	0	36
1979	Howard Fields	37	316	8.54	0	53
1980	Gerald McNeil	41	395	9.63	0	35
1981	Gerald McNeil	23	158	6.87	0	50
1982	Gerald McNeil	16	204	12.75	0	53
1983	Gerald McNeil	21	129	6.14	0	39
1984	Thomas Everett	27	286	10.59	0	45
1985	Thomas Everett	29	293	10.10	1	75
1986	Thomas Everett	24	187	7.79	0	20
1987	Bobby Jack Goforth	22	179	8.14	0	27
1988	Bobby Jack Goforth	40	382	9.55	0	47
1989	Greg Anderson	20	146	7.30	0	48
1990	Malcolm Frank	20	273	13.65	0	45
1991	Lee Miles	15	155	10.33	0	22
1992	Trooper Taylor	8	59	7.38	0	15
1993	Pearce Pegross	11	53	4.82	0	28
1994	Ben Bronson	11	59	5.36	0	10
1995	Adrian Robinson	19	143	7.53	0	29
1996	Kalief Muhammad	11	174	15.82	0	50
1997	Mark Cogdill	8	41	5.13	0	17
1998	Andra Fuller	17	119	7.00	0	14
1999	Andra Fuller	11	86	7.82	0	31
2000	Bobby Hart	18	151	8.39	0	20
2001	Bobby Hart	19	212	11.16	0	42
2002	Bobby Hart	15	150	10.00	0	32
2003	Willie Andrews	29	232	8.00	0	31
2004	Willie Andrews	41	443	10.81	0	38
2005	Willie Andrews	27	274	10.15	0	34
2006	Queito Teasley	11	114	10.40	0	47
	Carl Sims	15	114	7.60	0	24
2007	Joe Bennett	19	162	8.53	0	43
2008	Joe Bennett	11	25	2.27	0	11
2009	Krys Buerck	16	104	6.50	0	30
2010	Terrance Williams	8	90	11.25	0	36
2011	Levi Norwood	12	99	8.25	0	31
2012	Levi Norwood	14	145	10.40	0	45
2013	Levi Norwood	25	240	9.60	2	58
2014	Levi Norwood	13	75	5.77	0	45
2015	Lynx Hawthorne	10	50	5.00	0	34
2016	Tony Nicholson	19	194	10.21	0	44
2017	Tony Nicholson	6	70	11.67	0	42

YARDS PER PUNT RETURN

CAREER LEADERS MINIMUM 25 RETURNS

	PLAYER	SEASONS	RET	YDS	AVG
1.	George Sims	1945-48	51	793	15.55
2.	Lawrence Elkins	1962-64	32	386	12.06
3.	Malcolm Frank	1987-90	32	367	11.47
4.	**Tony Nicholson**	**2016-current**	**25**	**264**	**10.56**
5.	Bobby Hart	2000-02	52	513	9.87
6.	Willie Andrews	2002-05	97	949	9.78
7.	Thomas Everett	1983-86	80	766	9.58
8.	Jack Allen	1966-68	48	442	9.21
9.	Bobby Jack Goforth	1987-88	62	561	9.05
10.	Gerald McNeil	1980-83	101	886	8.77
11.	Levi Norwood	2011-14	64	559	8.73

SEASON LEADERS MINIMUM 10 RETURNS

	PLAYER	SEASON	RET	YDS	AVG
1.	Don Huggins	1970	10	266	26.60
2.	George Sims	1948	15	375	25.00
3.	Johnny Curtis	1950	12	292	24.33
4.	Mitford Johnson	1949	20	319	15.95
5.	Kalief Muhammad	1996	11	174	15.82
6.	Bob Reid	1951	10	141	14.10
7.	Malcolm Frank	1990	20	273	13.65
8.	Gerald McNeil	1982	16	204	12.75
9.	Jerry Coody	1952	14	167	11.93
10.	Ronnie Goodwin	1962	10	119	11.90

KICKOFF RETURNS

CAREER LEADERS

	PLAYER	SEASONS	AVG	YDS	RET
1.	Mikail Baker	2005-10	23.65	1,963	83
2.	Willie Andrews	2002-05	24.58	1,647	67
3.	Martin Dossett	1997-00	20.18	1,332	66
4.	Kalief Muhammad	1993-96	22.62	1,425	63
	Randy Davis	1999-02	19.92	1,255	63
6.	Trooper Taylor	1988-92	20.06	1,063	53
	Terrance Williams	2009-12	22.26	1,180	53
8.	Gordon Utgard	1967-69	19.98	1,039	52
9.	Elijah Burkins	1996-00	20.20	909	45
	Antwan Goodley	2011-14	23.04	1,037	45

SEASON LEADERS

	PLAYER	SEASON	AVG	YDS	RET
1.	Gordon Utgard	1969	18.08	669	37
2.	Randy Davis	2002	18.68	654	35
3.	David Gettis	2007	22.44	763	34
4.	Terrance Williams	2009	24.07	746	31
5.	Mikail Baker	2008	25.30	758	30
6.	Willie Andrews	2004	24.70	741	30
7.	Trooper Taylor	1990	21.69	564	26
	Willie Andrews	2003	24.65	641	26
9.	Matthew Williams	1970	20.48	471	23
	Elijah Burkins	1998	20.09	462	23

KICKOFF RETURN YARDS

CAREER LEADERS

	PLAYER	SEASONS	RET	AVG	YDS
1.	Mikail Baker	2005-10	83	23.65	1,963
2.	Willie Andrews	2002-05	67	24.58	1,647
3.	Kalief Muhammad	1993-96	63	22.62	1,425
4.	Martin Dossett	1997-00	66	20.18	1,332
5.	Randy Davis	1999-02	63	19.92	1,255
6.	Terrance Williams	2009-12	53	22.26	1,180
7.	Derrick McAdoo	1983-86	43	26.00	1,118
8.	Trooper Taylor	1988-92	53	20.06	1,063
9.	Gordon Utgard	1967-69	52	19.98	1,039
10.	Antwan Goodley	2011-14	45	23.04	1,037

INDIVIDUAL LEADERS

SEASON LEADERS

	PLAYER	SEASON	RET	AVG	YDS
1.	David Gettis	2007	34	22.44	763
2.	Mikail Baker	2008	30	25.30	758
3.	Terrance Williams	2009	31	24.06	746
4.	Willie Andrews	2004	30	24.70	741
5.	Gordon Utgard	1969	37	18.08	669
6.	Randy Davis	2002	35	18.68	654
7.	Willie Andrews	2003	26	24.65	641
8.	Trooper Taylor	1990	26	21.69	564
9.	Shaun Rochon	2005	20	27.40	548
10.	Antwan Goodley	2012	24	23.09	542

YARDS PER KICKOFF RETURN

CAREER LEADERS MINIMUM 25 RETURNS

	PLAYER	SEASONS	RET	YDS	AVG
1.	Corey Coleman	2013-15	25	651	26.04
2.	Derrick McAdoo	1983-86	43	1,118	26.00
3.	Jerod Douglas	1994-97	33	837	25.36
4.	Willie Andrews	2002-05	67	1,647	24.58
5.	Robert Quiroga	2000-03	31	752	24.26
6.	Godfrey White	1971-73	28	676	24.14
7.	Mikail Baker	2005-10	83	1,963	23.65
8.	Antwan Goodley	2011-14	45	1,037	23.04
9.	Bruce Davis	1980-83	40	916	22.90
10.	David Gettis	2006-09	41	932	22.73

SEASON LEADERS MINIMUM 10 RETURNS

	PLAYER	SEASON	RET	YDS	AVG
1.	Jerod Douglas	1995	12	399	33.25
2.	Robert Quiroga	2003	14	440	31.43
3.	Corey Coleman	2013	17	483	28.41
4.	Chris Platt	2015	13	359	27.62
5.	Shaun Rochon	2005	20	548	27.40
6.	Kalief Muhammad	1993	18	471	26.17
7.	Ben Bronson	1994	18	470	26.11
8.	Derrick McAdoo	1986	13	330	25.38
9.	Mikail Baker	2008	30	758	25.30
10.	L.G. Dupre	1953	14	350	25.00

YEARLY LEADERS

YEAR	PLAYER	RET	YDS	AVG	TD	LG
1950	Statistics Unavailable					
1951	Jerry Coody	12	245	20.42		
1952	L.G. Dupre	7	124	17.71		
1953	L.G. Dupre	14	350	25.00		
1954	L.G. Dupre	5	140	28.00		
1955	Weldon Holley	6	190	31.67		
1956	Del Schofner	7	196	28.00		
1957	Statistics Unavailable					
1958	Larry Hickman	11	256	23.27		
1959	Ronnie Bull	7	161	23.00		
1960	Ronnie Bull	7	157	22.43	0	
1961	Ronnie Bull	6	81	13.50	0	
1962	Ronnie Goodwin	17	354	20.82		
1963	Henry Pickett	9	171	19.00		
1964	Richard Defee	12	274	22.83	0	
1965	Billy Hayes	10	152	15.20	0	
1966	Jackie Allen	9	177	19.67	0	
1967	Pinkie Palmer	10	188	18.80	0	
1968	Gordon Utgard	15	370	24.67	0	76
1969	Gordon Utgard	37	669	18.08	0	
1970	Matthew Williams	23	471	20.48	0	
1971	Godfrey White	19	465	24.47	1	
1972	Billy Wilson	15	318	21.20	0	
1973	Cleveland Franklin	17	377	22.18	0	
1974	Phillip Kent	15	358	23.87	0	
1975	Gary Green	11	192	17.45	0	
1976	Ron Burns	14	234	16.71	0	
1977	Greg Hawthorne	15	290	19.33	0	42
1978	Bo Taylor	16	296	18.50	0	30
1979	Vic Vines	9	157	17.44	0	26
1980	Gerald McNeil	8	189	23.63	0	37
1981	Bruce Davis	18	405	22.50	0	58
1982	Bruce Davis	9	210	23.33	0	37
1983	Bruce Davis	13	301	23.15	1	99
1984	Derrick McAdoo	14	335	23.93	0	57
1985	Derrick McAdoo	15	346	23.07	0	35
1986	Derrick McAdoo	13	330	25.38	0	44
1987	Steve Martin	11	196	17.82	0	30
1988	Malcolm Frank	14	245	17.50	0	34
1989	Trooper Taylor	17	323	19.00	0	32
1990	Trooper Taylor	26	564	21.69	0	37
1991	Reggie Miller	10	131	13.10	0	22
1992	Brandell Jackson	15	304	20.27	0	32
1993	Kalief Muhammad	18	471	26.17	0	77
1994	Ben Bronson	18	470	26.11	1	98
1995	Jerod Douglas	12	399	33.25	0	76
1996	Kalief Muhammad	18	412	22.89	1	100
1997	Jerod Douglas	13	263	20.23	0	31
1998	Elijah Burkins	23	462	20.09	0	38
1999	Martin Dossett	22	433	19.68	0	31
2000	Martin Dossett	22	446	20.27	0	58
2001	Robert Quiroga	13	250	19.23	0	36
2002	Randy Davis	35	654	18.69	0	63
2003	Willie Andrews	26	641	24.65	0	46
2004	Willie Andrews	30	741	24.70	0	59
2005	Shaun Rochon	20	548	27.40	1	98
2006	Mikail Baker	22	522	23.73	0	58
2007	David Gettis	34	763	22.44	1	97
2008	Mikail Baker	30	758	25.30	1	93
2009	Terrance Williams	31	746	24.06	0	51
2010	Terrance Williams	20	427	21.35	0	33
2011	Antwan Goodley	19	451	23.74	0	49
2012	Antwan Goodley	24	542	23.09	0	42
2013	Corey Coleman	17	483	28.41	1	97
2014	Levi Norwood	14	276	19.71	0	30
2015	Chris Platt	13	359	27.62	0	84
2016	Tony Nicholson	18	339	18.83	0	28
2017	Trevor White	14	291	20.78	0	29

INDIVIDUAL GAME BESTS

RUSHING

YARDS

YDS	PLAYER	OPPONENT	DATE	ATT
299	Johnny Jefferson	vs. North Carolina	12/29/15	23
250	Jay Finley	Kansas State	10/23/10	26
246	Terrance Ganaway	vs. Texas Tech	11/26/2011	42
237	Shock Linwood	Iowa State	10/1/2016	25
221	Shock Linwood	vs. Texas Tech	10/3/2015	20
217	Robert Griffin III	Washington State	9/12/2008	11
210	Jerod Douglas	Texas	11/24/1994	20
207	Walter Abercrombie	Texas A&M	10/21/1978	19
200	Terrance Ganaway	Iowa State	10/8/2011	23
200	Terrance Ganaway	vs. Washington	12/29/2011	21
199	Gary Blair	Texas Tech	12/4/1976	30
197	Jerod Douglas	Rice	11/18/1995	28
191	Cleveland Franklin	TCU	11/1/1975	24
187	Shock Linwood	vs. Texas Tech	11/16/2013	29
186	Terrance Ganaway	Missouri	11/5/2011	12
185	Lache Seastrunk	Kansas State	11/17/2012	19
182	Shock Linwood	Oklahoma	11/7/2013	23
180	Terence Williams	Texas	10/29/2016	24
178	Lache Seastrunk	Oklahoma State	12/1/2012	16
178	Shock Linwood	TCU	10/11/2014	29
176	Steve Beaird	SMU	11/24/1973	28
172	Lache Seastrunk	West Virginia	10/5/2013	15
171	Shock Linwood	Iowa State	10/24/2015	27
169	John Henry	SMU	10/9/1993	17
169	Jay Finley	Texas A&M	11/13/2012	28
168	Walter Abercrombie	Rice	11/15/1980	25
168	David Mims	Texas Tech	11/16/1991	20
167	Gary Lacy	Pittsburgh	9/22/1973	39
167	Walter Abercrombie	TCU	10/28/1978	27
167	Alfred Anderson	Rice	11/12/1983	30
166	Rashad Armstrong	Colorado	10/4/2003	37
164	Darrell Bush	North Texas	10/2/1999	27
162	Anthony Ray	Texas State	10/8/1988	16
162	Darrell Bush	Missouri	11/15/1997	20
161	Devin Chafin	vs. North Carolina	12/29/2015	27
160	Seth Russell	West Virginia	10/17/2015	14
158	Shock Linwood	vs. Texas Tech	11/29/2014	24
158	Shock Linwood	Rice	9/26/2015	16
158	Johnny Jefferson	Texas	12/5/2015	23
157	Jerod Douglas	Texas Tech	9/30/1995	25
157	Glasco Martin	Kansas	11/3/2012	11
156	Lache Seastrunk	Louisiana-Monroe	9/21/2013	10
154	Jerod Douglas	Iowa State	10/26/1996	19
153	Dexter Ford	Texas	11/2/1996	20
152	Walter Abercrombie	Texas Tech	9/26/1981	28
152	Rashad Armstrong	UAB	8/30/2003	25
152	Terrance Ganaway	Texas	12/3/2011	23
150	Allen Rice	Texas A&M	10/16/1982	22
150	Lache Seastrunk	Buffalo	9/7/2013	17

ATTEMPTS

ATT	PLAYER	OPPONENT	DATE	YDS
42	Terrance Ganaway	vs. Texas Tech	11/26/2011	246
39	Gary Lacy	Pittsburgh	9/22/1973	167
37	Cleveland Franklin	Michigan	9/27/1975	135
37	Rashad Armstrong	Colorado	10/4/2003	166
36	Matthew Williams	Texas Tech	11/14/1970	105
33	Rashad Armstrong	Oklahoma State	11/23/2002	112
31	Pinkie Palmer	Arkansas	10/12/1968	120
31	Pinkie Palmer	Rice	11/30/1968	115
31	Matthew Williams	Army	9/19/1970	124
31	Steve Beaird	Missouri	9/21/1974	134
31	Frank Pollard	Houston	10/7/1978	148
30	Pinkie Palmer	Texas A&M	10/26/1968	127
30	Gary Blair	Texas Tech	12/4/1976	199
30	Walter Abercrombie	Texas	11/22/1980	109
30	Alfred Anderson	Rice	11/12/1983	167
30	Eldwin Raphel	Texas	11/20/1988	147
30	Eldwin Raphel	Texas Tech	9/30/1989	105

LONGEST RUSH

YDS	PLAYER	OPPONENT	DATE
89	Terrance Ganaway	vs. Washington	12/29/2011
83	Jay Jeffrey	Lamar	9/13/1980
* 82	Jay Finley	Kansas State	10/23/2010
80	Virgil Gilliland	TCU	11/3/1928
80	Greg Hawthorne	Texas Tech	9/10/1977
80	Jerod Douglas	Nebraska	10/11/1997
80	Terrance Ganaway	Missouri	11/5/2011
80	Lache Seastrunk	Kansas State	11/17/2012
80	Lache Seastrunk	West Virginia	10/5/2013
80	Johnny Jefferson	vs. North Carolina	12/29/2015
79	Walter Abercrombie	Rice	11/15/1980
79	Shock Linwood	vs. Texas Tech	10/3/2015
* 78	Chedrick Ricks	Samford	9/7/2002
* 78	Tevin Reese	vs. Washington	12/29/2011
77	Lloyd Russell	Hardin-Simmons	9/28/1935
77	Jackie Ball	Wyoming	9/7/1985
77	Michael Moore	Arizona State	9/8/1990
76	Jerry Coody	Texas	11/7/1953
76	Jarred Salubi	Northwestern State	9/26/2009
76	Lache Seastrunk	Oklahoma State	12/1/2012
75	Lache Seastrunk	Louisiana-Monroe	9/21/2013
74	Ronnie Bull	Colorado	9/26/1959
74	Gene Rogers	Rice	11/30/1968
74	John Lovett	at Kansas State	9/30/2017
72	James Jarmon	Texas State	10/8/1988
72	Jay Finley	UConn	9/19/2009
71	Billy Patterson	Arkansas	10/9/1937
71	Trent Shelton	Texas Tech	11/6/2004
71	Robert Griffin III	Texas A&M	11/13/2010
70	Darrell Bush	Kansas	10/10/1998
69	Jay Finley	at Texas	10/30/2010
69	Jay Finley	Texas A&M	11/13/2010
68	Shock Linwood	at Kansas	10/26/2013
67	Steve Howell	Texas A&M	10/15/1977
67	Jerod Douglas	Iowa State	10/26/1996
66	Gary Blair	TCU	11/26/1977
66	Brandell Jackson	Texas Tech	10/22/1994
65	Darrell Bush	Texas	11/1/1997
64	John Henry	Rice	10/12/1991
* 63	Robert Griffin III	Texas	11/8/2008
61	Frank McKinney	Texas	11/8/1947
61	Brandell Jackson	Fresno State	9/4/1993
60	L.G. Dupre	Texas Tech	10/18/1952
* 60	Nick Florence	Sam Houston State	9/15/2012

* — did not score

PASSING

COMPLETIONS

COMP	PLAYER	OPPONENT	DATE	ADDITIONAL STATS
43	**Charlie Brewer**	**vs. Texas Tech**	**11/11/2017**	**63 att, 417 yds**
36	Blake Szymanski	Colorado	10/6/2007	60 att, 410 yds
36	Bryce Petty	vs. Michigan State	1/1/2015	51 att, 550 yds
34	Bryce Petty	Kansas State	12/6/2014	40 att, 412 yds
33	Shawn Bell	Kansas	10/21/2006	55 att, 394 yds
33	Robert Griffin III	Oklahoma State	10/29/2011	50 att, 425 yds
33	Zach Smith	Oklahoma	9/23/2017	50 att, 463 yds
32	Shawn Bell	Texas A&M	10/30/2004	50 att, 262 yds
32	Bryce Petty	at Oklahoma	11/8/2014	42 att, 387 yds
31	Shawn Bell	TCU	9/3/2006	47 att, 286 yds
31	Shawn Bell	Washington State	9/16/2006	48 att, 256 yds
31	Shawn Bell	Colorado	10/7/2006	44 att, 272 yds
31	Blake Szymanski	Texas State	9/15/2007	51 att, 411 yds
31	Robert Griffin III	vs. Texas Tech	10/9/2010	42 att, 384 yds
31	Nick Florence	Iowa State	10/27/2012	51 att, 426 yds
30	Robert Griffin III	Oklahoma State	11/6/2010	48 att, 267 yds
30	Robert Griffin III	vs. Illinois	12/29/2010	41 att, 306 yds
30	Nick Florence	Texas	10/20/2012	41 att, 352 yds
30	Bryce Petty	vs. UCF	1/1/2014	47 att, 356 yds
30	Bryce Petty	at Iowa State	9/27/2014	44 att, 336 yds
30	Zach Smith	vs. Texas Tech	11/25/2016	46 att, 377 yds

INDIVIDUAL GAME BESTS

ATTEMPTS

ATT	PLAYER	OPPONENT	DATE	ADDITIONAL STATS
63	**Charlie Brewer**	**vs. Texas Tech**	**11/11/2017**	**43 comp, 417 yds**
60	Blake Szymanski	Colorado	10/6/2007	36 comp, 410 yds
55	Tom Muecke	TCU	10/27/1984	28 comp, 362 yds
55	Shawn Bell	Kansas	10/21/2006	33 comp, 394 yds
55	Bryce Petty	TCU	10/11/2014	28 comp, 510 yds
51	Blake Szymanski	Texas State	9/15/2007	31 comp, 411 yds
51	Nick Florence	Iowa State	10/27/2012	31 comp, 426 yds
51	Bryce Petty	vs. Michigan State	1/1/2015	36 comp, 550 yds
50	Terry Southall	SMU	11/19/1966	29 comp, 350 yds
50	Shawn Bell	Texas A&M	10/30/2004	32 comp, 262 yds
50	Robert Griffin III	Oklahoma State	10/29/2011	33 comp, 425 yds
50	Zach Smith	Oklahoma	9/23/2017	33 comp, 463 yds
48	Shawn Bell	Washington State	9/16/2006	31 comp, 256 yds
48	Robert Griffin III	Oklahoma State	11/6/2010	30 comp, 267 yds
48	Bryce Petty	at Oklahoma State	11/23/2013	28 comp, 359 yds
47	Shawn Bell	TCU	9/3/2006	31 comp, 286 yds
47	Shawn Bell	Texas	10/14/2006	25 comp, 303 yds
47	Seth Russell	SMU	9/10/2016	26 comp, 261 yds
47	Blake Szymanski	TCU	9/1/2007	23 comp, 216 yds
47	Nick Florence	West Virginia	9/29/2012	29 comp, 581 yds
47	Bryce Petty	vs. UCF	1/1/2014	30 comp, 356 yds
46	Shawn Bell	Kansas State	9/30/2006	25 comp, 282 yds
46	Blake Szymanski	Rice	9/8/2007	29 comp, 412 yds
46	Zach Smith	vs. Texas Tech	11/25/2016	30 comp, 377 yds
45	Greg Cicero	New Mexico	9/22/2001	25 comp, 223 yds
45	Shawn Bell	Texas A&M	10/12005	25 comp, 222 yds
45	Blake Szymanski	Oklahoma	11/18/2006	22 comp, 188 yds
45	Blake Szymanski	Buffalo	9/22/2007	21 comp, 172 yds
45	Nick Florence	Texas	11/14/2009	28 comp, 240 yds
45	Zach Smith	Kansas State	11/19/2016	27 comp, 258 yds

LONGEST PASS

YDS	PLAYERS	OPPONENT	DATE
94	Robert Griffin III to Josh Gordon	Kansas	10/2/2010
93	Bryce Petty to Tevin Reese	at Kansas State	10/12/2013
* 89	Maurice Pierce to Raymond Reeves	TCU	11/21/1931
89	**Seth Russell to Chris Platt**	**Oklahoma State**	**9/24/2016**
89	Bryce Petty to KD Cannon	at Buffalo	9/12/2014
88	Tom Muecke to Matt Clark	Arkansas	11/9/1985
87	Jeff Watson to Kalief Muhammad	Louisville	9/14/1996
87	Robert Griffin III to Kendall Wright	Oklahoma	11/19/2011
* 87	Seth Russell to Jay Lee	vs. Texas Tech	10/3/2015
86	Cody Carlson to Derrick McAdoo	TCU	10/25/1986
85	Jeff Watson to Pearce Pegross	Houston	10/14/1995
85	Aaron Karas to Reggie Newhouse	California	8/30/2002
84	Bobby Jones to Del Shofner	Rice	11/26/1955
84	Neal Jeffrey to Steve Beaird	Oklahoma State	9/28/1974
83	Mickey Elam to Mike Lively	Army	10/20/1979
83	Bryce Petty to Antwan Goodley	Buffalo	9/7/2013
81	Jeff Watson to John Stanley	Oklahoma State	9/17/1994
81	Seth Russell to KD Cannon	Northwestern State	9/6/2014
81	Jarrett Stidham to Corey Coleman	at Kansas State	11/5/2015
81	Seth Russell to Ish Zamora	TCU	11/5/2016
80	Adrian Burk to Dudley Parker	SMU	11/19/1949
80	Mark Jackson to Ronnie Lee	Texas A&M	10/25/1975
80	J.J. Joe to Melvin Bonner	Georgia Tech	11/7/1992
80	J.J. Joe to David Mims	Colorado	9/12/1992
80	Nick Florence to Terrance Williams	Texas	10/20/2012
79	Shawn Bell to Dominique Zeigler	Texas A&M	10/29/2006
79	**Zach Smith to Chris Platt**	**at Duke**	**9/16/2017**
78	Steve Smith to Robert Holt	Texas A&M	10/21/1978
78	Mickey Elam to Walter Abercrombie	Houston	10/6/1979
78	J.J. Joe to Melvin Bonner	TCU	10/27/1990
77	Neal Jeffrey to Brian Kilgore	Colorado	9/29/1973
77	J.J. Joe to Melvin Bonner	Houston	10/5/1991
77	Robert Griffin III to Terrance Williams	Texas A&M	10/15/2011
77	Nick Florence to Terrance Williams	TCU	10/13/2012
75	Brad Goebel to Greg Anderson	Texas Tech	9/30/1989
75	J.J. Joe to Melvin Bonner	Missouri	9/21/1991
75	Blake Szymanski to Thomas White	Oklahoma	11/30/2007
75	Shawn Bell to Trent Shelton	Kansas State	9/30/2006
75	Nick Florence to Tevin Reese	Oklahoma State	12/1/2012
75	**Anu Solomon to Chris Platt**	**Liberty**	**9/2/2017**

* — did not score

YARDS

YDS	PLAYER	OPPONENT	DATE	ADDITIONAL STATS
581	Nick Florence	West Virginia	9/29/2012	29-of-47, 5 TD, 1 int
550	Bryce Petty	vs. Michigan State	1/1/2015	36-of-51, 3 TD, 1 int
510	Bryce Petty	TCU	10/11/2014	28-of-55, 6 TD, 2 int
479	Robert Griffin III	Oklahoma	11/19/2011	21-of-34, 4 TD
463	Zach Smith	Oklahoma	9/23/2017	33-of-50, 4 TD
438	Seth Russell	Northwestern State	9/6/2014	16-of-25, 5 TD
430	Robert Griffin III	Texas A&M	10/15/2011	28-of-40, 3 TD, 1 int
430	Bryce Petty	at Kansas	10/26/2013	20-of-32, 3 TD
427	Nick Florence	Missouri	11/7/2009	32-of-43, 3 TD
426	Nick Florence	Iowa State	10/27/2012	31-of-51, 2 TD, 1 int
425	Robert Griffin III	Oklahoma State	10/29/2011	33-of-50, 1 TD, 2 int
419	Jarrett Stidham	at Kansas State	11/5/2015	23-of-33, 3 TD
417	**Charlie Brewer**	**vs. Texas Tech**	**11/11/2017**	**43-of-63, 3 TD, 1 int**
416	Bryce Petty	at Buffalo	9/12/2014	23-of-34, 4 TD
412	Blake Szymanski	Rice	9/8/2007	29-of-46, 6 TD
412	Bryce Petty	Kansas State	12/6/2014	34-of-40, 1 TD, 1 int
411	Blake Szymanski	Texas State	9/15/2007	31-of-51, 5 TD, 2 int
410	Blake Szymanski	Colorado	10/6/2007	36-of-60, 1 TD, 2 int
406	Robert Griffin III	Missouri	11/05/2011	27-of-41, 3 TD
404	Robert Griffin III	Kansas State	10/23/2010	26-of-38, 4 TD, 1 int
396	Nick Florence	vs. Texas Tech	11/24/2012	22-of-37, 3 TD
394	Shawn Bell	Kansas	10/22/2006	33-of-55, 5 TD, 2 int
387	Buddy Humphrey	Rice	11/29/1958	22-of-37, 2 TD, 4 int
387	Bryce Petty	at Oklahoma	11/8/2014	32-of-42, 1 TD
387	Seth Russell	Oklahoma State	9/24/2016	18-of-28, 4 TD, 1 int
384	Robert Griffin III	Kansas	10/2/2010	26-of-36, 3 TD
380	Robert Griffin III	vs. Texas Tech	10/9/2010	31-of-42, 2 TD
380	Seth Russell	West Virginia	10/17/2015	20-of-33, 5 TD
377	Zach Smith	vs. Texas Tech	11/25/2016	30-of-46, 3 TD, 1 int
376	Seth Russell	at SMU	9/4/2015	15-of-30, 5 TD, 1 int
375	Zach Smith	vs. Boise State	12/27/2016	28-of-39, 3 TD, 1 int
367	Nick Florence	Kansas	11/3/2012	26-of-42, 3 TD
362	Tom Muecke	TCU	10/27/1984	28-of-55, 3 TD, 3 int
359	Aaron Karas	Kansas	10/5/2002	22-of-32, 2 TD, 2 int
359	Robert Griffin Iii	TCU	9/2/2011	21-of-27, 5 TD
359	Bryce Petty	at Oklahoma State	11/23/2013	28-of-48, 2 TD
356	Bryce Petty	vs. UCF	1/1/2014	30-of-47, 2 TD, 1 int
352	Nick Florence	Texas	10/20/2012	30-of-41, 2 TD, 1 int
351	Neal Jeffrey	Texas	11/9/1974	20-of-31, 2 TD, 1 int
351	Nick Florence	at Louisiana-Monroe	9/21/2012	26-of-39, 4 TD, 2 int
351	Bryce Petty	Louisiana-Monroe	9/21/2013	18-of-27, 4 TD
350	Terry Southall	SMU	11/19/1966	29-of-50, 2 TD, 2 int
347	Brad Goebel	Texas Tech	9/30/1989	16-of-26, 2 TD, 1 int
347	Bryce Petty	West Virginia	10/5/2013	17-of-25, 2 TD, 1 int
346	Robert Griffin III	at Kansas State	10/1/2011	23-of-31, 5 TD, 1 int
343	Bryce Petty	Iowa State	10/19/2013	23-of-31, 2 TD
342	Neal Jeffrey	Arkansas	10/13/1973	23-of-36
342	Seth Russell	Lamar	9/12/2015	23-of-34, 4 TD, 3 int
342	Seth Russell	Rice	9/16/2016	22-of-38, 3 TD, 1 int
341	Nick Florence	SMU	9/2/2012	21-of-30, 4 TD
338	Robert Griffin III	Rice	9/24/2011	29-of-33, 5 TD
338	Bryce Petty	Buffalo	9/7/2013	13-of-16, 2 TD
336	Neal Jeffrey	TCU	11/3/1973	20-of-34, 3 TD
336	Bryce Petty	at Iowa State	9/27/2014	30-of-44, 1 TD, 1 int
335	Bryce Petty	vs. Texas Tech	11/16/2013	17-of-31, 3 TD
332	Bryce Petty	at Kansas State	10/12/2013	12-of-21, 3 TD
331	Aaron Karas	So. Illinois	11/24/2001	22-of-31, 3 TD, 1 int
320	Robert Griffin III	Texas	12/3/2011	15-of-22, 2 TD, 1 int
315	**Charlie Brewer**	**at Kansas**	**11/4/2017**	**23-of-29, 3 TD**
312	Cody Carlson	TCU	10/25/1986	16-of-25, 3 TD, 1 int
312	Robert Griffin III	at Kansas	11/12/2011	22-of-29, 3 TD, 1 int
312	Nick Florence	Sam Houston State	9/15/2012	24-of-41, 3 TD, 2 int
312	Bryce Petty	Wofford	8/31/2013	19-of-24, 2 TD
309	Cody Carlson	Texas Tech	9/27/1986	12-of-26, 2 TD, 2 int
306	Tom Muecke	Rice	11/16/1985	18-of-27, 3 TD, 3 int

INDIVIDUAL GAME BESTS

YDS	PLAYER	OPPONENT	DATE	ADDITIONAL STATS
306	Robert Griffin III	vs. Illinois	12/29/2010	30-of-41, 1 TD
303	Jay Jeffrey	Louisiana Tech	9/19/1981	14-of-22, 1 TD, 1 int
303	Shawn Bell	Texas	10/15/2006	25-of-47, 2 TD, 1 int
301	Brad Goebel	Houston	10/3/1987	25-of-41, 2 TD, 2 int
301	Charlie Brewer	at TCU	11/24/2017	19-of-29, 2 TD, 1 int
300	J.J. Joe	Missouri	9/21/1991	13-of-24, 1 TD

RECEIVING

YARDS

YDS	PLAYER	OPPONENT	DATE	ADDITIONAL STATS
314	Terrance Williams	West Virginia	9/29/2012	17 rec, 2 TD
# 226	KD Cannon	vs. Boise State	12/27/2016	14 rec, 2 TD
224	Corey Coleman	at Oklahoma	11/8/2014	15 rec, 1 TD
223	KD Cannon	Northwestern State	9/6/2014	6 rec, 3 TD
216	Corey Coleman	at Kansas State	11/5/2015	11 rec, 2 TD
213	KD Cannon	at Rice	9/16/2016	9 rec, 2 TD
210	KD Cannon	at Oklahoma State	11/21/2015	5 rec, 2 TD
208	Kendall Wright	Oklahoma	11/19/2011	8 rec, 1 TD
201	Kendall Wright	Kansas State	10/1/2011	9 rec, 3 TD
199	Corey Coleman	West Virginia	10/15/2015	10 rec, 3 TD
197	Gerald McNeil	Arkansas	11/7/1981	10 rec, 2 TD
197	KD Cannon	vs. Michigan State	1/1/2015	8 rec, 2 TD
192	**Denzel Mims**	**Oklahoma**	**9/23/2017**	**11 rec, 3 TD**
190	Terrance Williams	Iowa State	10/27/2012	13 rec
189	Kendall Wright	TCU	9/2/2011	12 rec, 2 TD
189	KD Cannon	at Buffalo	9/12/2014	6 rec, 1 TD
184	Tevin Reese	at Kansas State	10/12/2013	5 rec, 2 TD
183	Terrance Williams	Texas	10/20/2012	10 rec, 1TD
182	Antwan Goodley	Iowa State	10/19/2013	11 rec, 2 TD
182	Corey Coleman	Lamar	9/12/2015	6 rec, 4 TD
180	Dominique Zeigler	Texas A&M	10/29/2006	5 rec, 1 TD
178	Corey Coleman	at SMU	9/4/2015	5 rec, 1 TD
175	Terrance Williams	vs. Texas Tech	11/24/2012	7 rec, 1 TD
175	Ish Zamora	Oklahoma State	9/24/2016	8 rec, 2 TD
174	Melvin Bonner	Georgia Tech	11/7/1992	5 rec, 2 TD
173	Charles Dancer	TCU	11/3/1973	7 rec, 1 TD
173	Reggie Newhouse	Kansas State	10/26/2002	9 rec
170	Gerald McNeil	Tulane	10/30/1982	9 rec, 1 TD
170	Antwan Goodley	West Virginia	10/5/2013	7 rec, 1 TD
169	Melvin Bonner	Houston	10/5/1991	9 rec, 1 TD
167	Corey Coleman	Kansas	11/1/2014	3 rec, 2 TD
166	Melvin Bonner	Arizona	12/31/1992	5 rec, 2 TD
* 166	Brandon Whitaker	Colorado	10/6/2007	11 rec
166	Kendall Wright	Texas	12/3/2011	6 rec, 1 TD
164	Reggie Newhouse	California	8/30/2002	8 rec, 1 TD
163	James Ingram	LSU	12/21/1963	11 rec, 2 TD
163	Derek Davis	Texas A&M	10/24/1970	10 rec
163	Gerald McNeil	Oklahoma State	12/31/1983	10 rec, 2 TD
163	Melvin Bonner	TCU	10/10/1992	10 rec, 3 TD
163	Tevin Reese	Missouri	11/5/2011	7 rec, 1 TD
163	Terrance Williams	TCU	10/13/2012	3 rec, 2 TD
161	Alcy Jackson	Texas	11/9/1974	7 rec, 1 TD
161	Josh Gordon	Kansas	10/2/2010	4 rec, 2 TD
158	Trent Shelton	Northwestern State	9/9/2006	9 rec, 1 TD
158	Antwan Goodley	TCU	10/11/2014	8 rec, 2 TD
156	Lawrence Elkins	Texas A&M	10/26/1963	10 rec, 3 TD
156	Antwan Goodley	Louisiana-Monroe	9/21/2013	5 rec, 2 TD
156	Levi Norwood	vs. Texas Tech	11/16/2013	7 rec, 2 TD
155	Ish Zamora	vs. Texas Tech	11/25/2016	12 rec, 1 TD
154	Pearce Pegross	Texas Tech	10/5/1996	7 rec, 1 TD
154	Terrance Williams	Oklahoma State	10/29/2011	8 rec, 1 TD
154	Corey Coleman	at Iowa State	9/27/2014	12 rec, 1 TD
153	Glenn Pruitt	New Mexico	11/3/1984	8 rec, 1 TD
153	Matt Clark	Arkansas	11/9/1985	6 rec, 1 TD
152	**Denzel Mims**	**vs. Texas Tech**	**11/11/2017**	**12 rec, 1 TD**
151	Lawrence Elkins	Texas	11/9/1963	12 rec
151	Gerald McNeil	Arkansas	11/5/1983	9 rec, 1 TD
150	Charles Dancer	Arkansas	10/13/1973	8 rec
150	Corey Coleman	vs. Michigan State	1/1/2015	7 rec, 1 TD

RECEPTIONS

ATT	PLAYER	OPPONENT	DATE	YARDS
17	Terrance Williams	West Virginia	9/29/2012	314
15	Corey Coleman	at Oklahoma	11/8/2014	224
14	KD Cannon	vs. Boise State	12/27/2016	226
13	Terrance Williams	Iowa State	10/27/2012	190
12	Tommy Smith	SMU	11/19/1966	141
12	Lawrence Elkins	Texas	11/9/1963	151
12	Reggie Newhouse	Missouri	11/10/2001	131
12	Dominique Zeigler	Texas A&M	10/30/2004	121
12	Kendall Wright	vs. Illinois	12/29/2010	127
12	Kendall Wright	TCU	9/2/2011	189
12	Corey Coleman	at Iowa State	9/27/2014	154
12	KD Cannon	vs. Texas Tech	11/25/2016	132
12	Ish Zamora	vs. Texas Tech	11/25/2016	155
12	**Denzel Mims**	**vs. Texas Tech**	**11/11/2017**	**152**
11	James Ingram	LSU	12/21/1963	163
11	Brandon Whitaker	Colorado	10/6/2007	166
11	Kendall Wright	vs. Texas Tech	10/9/2010	145
11	Kendall Wright	Rice	9/24/2011	108
11	Kendall Wright	Oklahoma State	10/29/2011	117
11	Terrance Williams	Kansas	11/3/2012	137
11	Antwan Goodley	Iowa State	10/19/2013	182
11	Corey Coleman	at Kansas State	11/5/2015	216
11	**Denzel Mims**	**Oklahoma**	**9/23/2017**	**192**
10	Bob Trout	Texas Tech	10/20/1951	119
10	Lawrence Elkins	Texas A&M	10/26/1963	156
10	Harlan Lane	Washington	9/25/1965	126
10	Derek Davis	Texas A&M	10/24/1970	163
10	Gerald McNeil	Arkansas	11/7/1981	197
10	Gerald McNeil	Texas	11/19/1983	139
10	Gerald McNeil	Oklahoma State	12/31/1983	163
10	Melvin Bonner	TCU	10/10/1992	163
10	Trent Shelton	Iowa State	10/23/2005	76
10	Brandon Whitaker	Oklahoma	11/10/2007	68
10	Kendall Wright	Missouri	11/7/2009	149
10	Terrance Williams	Texas	10/20/2012	183
10	Antwan Goodley	at Oklahoma State	11/23/2013	118
10	Corey Coleman	West Virginia	10/17/2015	199
10	KD Cannon	SMU	9/10/2016	93

TOTAL OFFENSE

TOTAL YARDS

YDS	PLAYER	OPPONENT	DATE	ADDITIONAL STATS
575	Nick Florence	West Virginia	9/29/2012	-6 rush, 581 pass
551	Robert Griffin III	Oklahoma	11/19/2011	72 rush, 479 pass
540	Seth Russell	West Virginia	10/17/2015	160 rush, 380 pass
533	Bryce Petty	TCU	10/11/2014	23 rush, 510 pass
514	Bryce Petty	vs. Michigan State	1/1/2015	-36 rush, 550 pass
459	Robert Griffin III	Missouri	11/5/2011	53 rush, 406 pass
456	Nick Florence	Iowa State	10/27/2012	30 rush, 426 pass
452	Robert Griffin III	Oklahoma State	10/29/2011	27 rush, 425 pass
452	Bryce Petty	at Kansas	10/26/2013	22 rush, 430 pass
452	Seth Russell	Oklahoma State	9/24/2016	65 rush, 387 pass
447	Nick Florence	vs. Texas Tech	11/24/2012	51 rush, 396 pass
447	Seth Russell	Northwestern State	9/6/2014	9 rush, 438 pass
445	Robert Griffin III	Texas A&M	10/15/2011	15 rush, 430 pass
444	Robert Griffin III	Kansas	10/2/2010	64 rush, 380 pass
435	Seth Russell	at SMU	9/4/2015	59 rush, 376 pass
428	Blake Szymanski	Colorado	10/6/2007	18 rush, 410 pass
427	Bryce Petty	at Buffalo	9/12/2014	11 rush, 416 pass
423	Tom Muecke	TCU	10/27/1984	61 rush, 362 pass
422	Blake Szymanski	Rice	9/8/2007	10 rush, 412 pass
421	Nick Florence	Missouri	11/7/2009	-6 rush, 427 pass
421	Nick Florence	Texas	10/20/2012	69 rush, 352 pass
420	Jarrett Stidham	at Kansas State	11/5/2015	1 rush, 419 pass
418	Bryce Petty	Kansas State	12/6/2014	6 rush, 412 pass
415	Robert Griffin III	Kansas	11/12/2011	103 rush, 412 pass
412	Robert Griffin III	Kansas State	10/23/2010	8 rush, 404 pass

* — record for non-receiver # — Baylor bowl record

INDIVIDUAL GAME BESTS

406	Nick Florence	Louisiana-Monroe	9/21/2012	55 rush, 351 pass
405	Buddy Humphrey	Rice	11/29/1958	18 rush, 387 pass
405	Bryce Petty	at Oklahoma State	11/23/2013	46 rush, 359 pass
403	Blake Szymanski	Texas State	9/15/2007	-8 rush, 411 pass
402	Robert Griffin III	vs. Texas Tech	10/9/2010	18 rush, 384 pass

ALL-PURPOSE

YARDS

YDS	PLAYER	OPPONENT	DATE	ADDITIONAL STATS
314	Terrance Williams	West Virginia	9/29/2012	314 rec
299	Johnny Jefferson	vs. North Carolina	12/29/2015	299 rush
257	Jerod Douglas	Oklahoma	10/18/1997	85 rush/59 rec/113 kr
252	Gerald McNeil	Arkansas	11/7/1981	197 rec/47 kr/8 pr
250	Jay Finley	Kansas State	10/23/2010	250 rush
246	Terrance Ganaway	vs. Texas Tech	11/26/2011	246 rush
244	Levi Norwood	vs. Texas Tech	11/16/2013	156 rec/25 kr/63 pr
239	Kendall Wright	Kansas State	10/1/2011	19 rush/201 rec/19 pr
237	Shock Linwood	at Iowa State	10/1/2016	237 rush
236	Corey Coleman	vs. UCF	1/1/2014	88 rec/148 kr
232	Jerod Douglas	Texas Tech	9/30/1995	157 rush/76 kr/[-1] rec
231	Jerod Douglas	Texas	11/24/1994	210 rush/21 kr
231	Corey Coleman	at Oklahoma	11/8/2014	7 rush/224 rec
226	KD Cannon	vs. Boise State	12/27/2016	226 rec
225	Jerod Douglas	Rice	11/18/1995	197 rush/28 kr
225	David Gettis	Colorado	10/6/2007	99 rec/126 kr
223	Bruce Davis	SMU	10/8/1983	71 rec/152 kr
223	KD Cannon	Northwestern State	9/6/2014	223 rec
223	Corey Coleman	at Kansas State	11/5/2015	2 rush/216 rec/5 kr
221	Shock Linwood	vs. Texas Tech	10/3/2015	221 rush
220	Willie Andrews	Texas A&M	10/11/2003	196 kr/24 intr
217	Brandon Whitaker	Oklahoma	11/10/2007	149 rush/68 rec
217	Robert Griffin III	Washington State	9/12/2008	217 rush
213	KD Cannon	at Rice	9/16/2016	213 rec
210	KD Cannon	at Oklahoma State	11/21/2015	210 rec

SCORING

LONGEST FIELD GOAL

YDS	PLAYER	OPPONENT	DATE
60	Bubba Hicks	Rice	11/29/1975
59	Don Bockhorn	SMU	11/23/1974
58	Jeff Ireland	Rice	10/12/1991
58	Aaron Jones	Oklahoma	11/10/2012
55	Mark Mahler	Rice	11/14/1987
54	Bubba Hicks	Texas Tech	11/15/1975
53	Bubba Hicks	SMU	11/22/1975
53	Ben Perry	Texas	11/20/1982
53	Mark Mahler	Louisiana Tech	9/5/1987
52	Terry Cozby	SMU	11/22/1969
52	Ben Perry	Texas A&M	10/15/1983
52	Kyle Atteberry	Texas A&M	10/9/1999
51	Aaron Jones	Iowa State	10/19/2013
50	Marty Jimmerson	Texas A&M	10/17/1981
50	Jeff Ireland	Texas	11/25/1989
50	Jeff Ireland	SMU	9/28/1991
50	Adam Stiles	Texas A&M	10/6/2001
50	Aaron Jones	Kansas	10/2/2010
50	Aaron Jones	at Colorado	10/16/2010
50	Aaron Jones	Kansas State	11/17/2012

PUNTING

LONGEST PUNT

YDS	PLAYER	OPPONENT	DATE
90	Ralph Pittman	SMU	11/29/1923
89	Jack Wilson	Rice	11/30/1940
88	Larry Isbell	Arkansas	10/14/1950
86	Buzzy Sawyer	BYU	9/8/1984
81	Pete Rutter	Oklahoma	9/9/1989
79	Larry Isbell	Arkansas	10/14/1950
79	Luke Prestridge	Texas	11/19/1977
78	Daniel Sepulveda	Missouri	11/12/2005
78	Daniel Sepulveda	Kansas State	9/30/2006
77	Ed Marsh	Texas	11/7/1970
77	Luke Prestridge	Texas A&M	10/21/1978
75	Larry Hickman	Texas A&M	10/26/1957
73	Billy Patterson	Rice	11/26/1938
73	Larry Hickman	Miami, Fla.	10/5/1957
73	Kyle Atteberry	Oklahoma State	11/21/1998
72	Ty Atteberry	Texas Tech	9/30/1995
72	Spencer Roth	Louisiana-Monroe	9/21/2013
71	Billy Patterson	Arkansas	10/9/1937
70	Buzzy Sawyer	Texas A&M	10/20/1985
70	Pete Rutter	Texas	11/19/1988
70	**Drew Galitz**	**at Duke**	**9/16/2017**

DEFENSE

TOTAL TACKLES

TT	PLAYER, POS	OPPONENT	DATE	UT	AT
33	Mike Singletary, LB	Arkansas	11/11/1978	11	22
30	Brian Blessing, LB	TCU	11/2/1968	19	11
29	Mike Singletary, LB	Ohio State	9/30/1978	13	16
24	Mike Singletary, LB	Georgia	9/16/1978	6	18
23	Mike Singletary, LB	Houston	10/7/1978	6	17
23	Mike Singletary, LB	Texas Tech	9/29/1979	11	12
23	Maurice Lane, FS	Texas Tech	11/9/2003	15	8
22	Mike Singletary, LB	Texas A&M	9/15/1979	12	10
22	Tim Black, LB	South Carolina	10/2/1976	7	15
21	Mike Singletary, LB	Lamar	9/8/1979	14	7
21	Joe Pawelek, LB	UConn	9/19/2009	8	13
21	Sam Holl, S	Kansas	11/12/2011	13	8

LONGEST INTERCEPTION RETURN

YDS	PLAYER	OPPONENT	DATE
99	Joe Joiner	TCU	10/6/1945
95	Howard Fields	TCU	10/27/1979
90	Joe Williams	vs. Texas Tech	11/26/2011
89	Adrian Robinson	TCU	10/1/1994
88	Del Shofner	SMU	11/20/1954
88	Bobby Griffin	Wyoming	11/12/1949
85	Steve Laine	SMU	11/23/1968
83	McKinley Bowie	Boston College	9/4/1999
82	**Orion Stewart**	**at TCU**	**11/30/2013**
80	Virgil Gilliland	St. Edwards	10/27/1928
75	Mitford Johnson	Texas A&M	10/22/1949

LONGEST FUMBLE RETURN

YDS	PLAYER	OPPONENT	DATE
96	Charles McClanahan	Missouri	9/21/1974
91	Bryce Hager	Buffalo	9/7/2013
86	Keith Caldwell	TCU	10/10/1992
86	Tevin Elliott	Iowa State	10/8/2011
82	Kenyada Parker	North Carolina State	9/19/1998
66	Mike Hicks	SMU	9/2/2012
64	Domini Cravens	Kansas State	11/1/2003
60	Brandon Stiggers	Texas	10/20/2007
56	Braelon Davis	Oklahoma	11/18/2006
40	Anthony Arline	vs. Washington State	9/16/2006

KICK RETURNS

LONGEST PUNT RETURN

YDS	PLAYER	OPPONENT	DATE
95	Milton Evans	Oklahoma City	10/2/1937
92	Lawrence Elkins	TCU	11/3/1962
91	Bill Coleman	Texas Tech	10/17/1942
91	Del Shofner	Nebraska	11/17/1956
86	John Curtis	Rice	12/2/1950
85	Jack Allen	LSU	10/5/1968
85	Shaun Rochon	Samford	9/10/2005
75	Thomas Everett	Wyoming	9/7/1985
73	Don Huggins	TCU	10/31/1970
* 69	Don Huggins	Texas A&M	10/24/1970

* did not score

LONGEST KICKOFF RETURN

YDS	PLAYER	OPPONENT	DATE
100	Kalief Muhammad	Oregon State	9/21/1996
100	Robert Quiroga	Texas Tech	11/8/2003
99	Bruce Davis	SMU	10/8/1983
98	Ben Bronson	Southern California	9/24/1994
98	Robert Quiroga	Kansas State	11/1/2003
98	Shaun Rochon	Oklahoma	10/22/2005
97	David Gettis	Kansas	10/13/2007
97	Corey Coleman	Iowa State	10/19/2013
94	Bob Masters	Oklahoma City	11/14/1936
94	Godfrey White	Indiana	9/25/1971

TEAM SEASON HIGHS

RUSHING

ATTEMPTS

1.	714	2015
2.	628	2016
3.	687	1980
4.	626	1976
	626	2013
6.	622	1990
7.	619	2014
8.	613	1979
9.	602	1993
10.	597	2012

YARDS

1.	4,247	2015
2.	3,376	2013
3.	3,266	1980
4.	3,143	2016
5.	3,063	2011
6.	3,012	2012
7.	2,802	2014
8.	2,722	1975
9.	2,641	1992
10.	2,604	1991

YARDS PER ATTEMPT

1.	5.95	2015
2.	5.41	2010
3.	5.39	2013
4.	5.32	2011
5.	5.05	2012
6.	5.00	2016
7.	4.90	2008
8.	4.75	1980
9.	4.63	1992
10.	4.57	1975

YARDS PER GAME

1.	326.7	2015
2.	296.9	1980
3.	259.7	2013
4.	247.5	1975
5.	241.8	2016
6.	240.1	1992
7.	236.7	1991
8.	235.6	2011
9.	235.1	1979
10.	231.7	2012

TOUCHDOWNS

1.	47	2013
2.	43	2014
3.	41	2015
4.	38	2012
5.	37	2011
6.	30	1980
	30	1993
8.	29	1991
	29	1994
	29	2008

PASSING

YARDS

1.	4,757	2014
2.	4,668	2013
3.	4,569	2011
4.	4,427	2012
5.	3,764	2015
6.	3,652	2016
7.	3,649	2010
8.	**3,452**	**2017**
9.	3,300	2006
10.	3,281	2007

YARDS PER GAME

1.	365.9	2014
2.	359.1	2013
3.	351.5	2011
4.	340.5	2012
5.	289.5	2015
6.	**287.7**	**2017**
7.	280.9	2016
8.	280.7	2010
9.	275.0	2006
10.	273.4	2007

ATTEMPTS

1.	561	2007
2.	519	2014
3.	510	2006
4.	480	2016
5.	475	2012
6.	471	2010
7.	**462**	**2017**
8.	448	2013
9.	437	2001
10.	431	2009

COMPLETIONS

1.	323	2014
2.	313	2010
3.	309	2007
4.	307	2006
	307	2011
6.	294	2012
7.	277	2013
8.	269	2016
	269	**2017**
10.	267	2009

COMPLETION PERCENTAGE

1.	72.41	2011
2.	66.45	2010
3.	62.24	2014
4.	61.95	2009
5.	61.89	2012
6.	61.83	2013
7.	60.20	2006
8.	59.49	2004
9.	58.87	2015
10.	**58.23**	**2017**

TOUCHDOWNS

1.	44	2015
2.	40	2011
3.	38	2014
4.	35	2013
5.	34	2012
6.	**33**	**2016**
7.	24	2006
8.	23	2007
	23	2010
	23	**2017**

TOTAL OFFENSE

TOTAL PLAYS

1.	1,138	2014
2.	**1,108**	**2016**
3.	1,103	2015
4.	1,074	2013
5.	1,072	2012
6.	1,000	2011
7.	939	2010
8.	901	1980
9.	892	1986
10.	**876**	**2017**

TOTAL YARDS

1.	8,044	2013
2.	8,011	2015
3.	7,632	2011
4.	7,559	2014
5.	7,439	2012
6.	6,795	2016
7.	6,179	2010
8.	**4,859**	**2017**
9.	4,848	1980
10.	4,827	1986

FIRST DOWNS

1.	391	2014
2.	383	2015
3.	377	2011
4.	372	2013
5.	368	2012
6.	329	2016
7.	309	2010
8.	254	1986
	254	1983
10.	**239**	**2017**

YARDS PER PLAY

1.	7.63	2011
2.	7.49	2013
3.	7.26	2015
4.	6.94	2012
5.	6.64	2014
6.	6.58	2010
7.	6.13	2016
8.	5.90	2008
9.	5.84	1992
10.	5.59	1991

YARDS PER GAME

1.	618.8	2013
2.	616.2	2015
3.	587.1	2011
4.	581.5	2014
5.	572.2	2012
6.	522.7	2016
7.	475.3	2010
8.	440.7	1980
9.	438.8	1986
10.	413.8	1991

PUNTING

PUNTS

1.	120	1940
2.	93	2003
3.	88	1970
4.	87	2000
5.	86	2002
6.	83	1971
7.	83	1999
8.	78	1969
	78	1979
10.	74	1984
	74	1998

YARDS PER PUNT

1.	46.35	1996
2.	45.75	2006
3.	45.14	2005
4.	44.89	2013
5.	44.45	1984
6.	44.11	2001
7.	44.00	1985
8.	43.95	2012
9.	43.79	1989
10.	43.75	2010

DEFENSE

INTERCEPTIONS

1.	29	1945
2.	29	1980
3.	23	1949
	23	1979
5.	22	1989
	22	1991
7.	21	1947
8.	20	1978
	20	1986
10.	19	1967
	19	2013

SACKS

1.	40	1992
2.	37	1986
	37	2014
4.	33	1989
	33	1991
6.	32	2013
	32	2016
8.	31	2009
	31	2015
10.	30	1994

TACKLES FOR LOSS

1.	99	2013
2.	98	2015
	98	2016
4.	94	2014
5.	92	1992
6.	85	2004
7.	**83**	**2017**
8.	78	1984
9.	77	1986
	77	1991

TEAM GAME HIGHS

RUSHING

300-YARD GAMES

YDS	OPPONENT	DATE	STATS
645	vs. North Carolina	12/29/2015	84 carries, 7 TD
482	SMU	10/9/1993	91 carries, 4 TD
482	vs. Washington	12/29/2011	52 carries, 8 TD
476	West Virginia	10/5/2013	61 carries, 8 TD
469	Iowa State	10/1/2016	62 carries, 5 TD
432	Rice	11/17/1979	71 carries, 5 TD
427	Rice	9/26/2015	53 carries, 3 TD
426	Washington State	9/12/2008	42 carries, 5 TD
412	Lamar	9/12/2015	56 carries, 5 TD
398	Texas	10/29/2016	68 carries, 2 TD
397	Lamar	9/13/1980	56 carries, 3 TD
397	SMU	10/3/1992	71 carries, 7 TD
397	Iowa State	10/26/1996	53 carries, 4 TD
395	Iowa State	10/8/2011	67 carries, 5 TD
395	Texas	12/5/2015	66 carries, 2 TD
391	SMU	10/13/1990	74 carries, 5 TD
381	TCU	11/26/1977	60 carries, 5 TD
375	West Texas State	9/20/1980	64 carries, 5 TD
374	SMU	10/8/1994	58 carries, 4 TD
372	SMU	10/8/1977	65 carries
371	TCU	11/1/1975	57 carries, 2 TD
368	vs. Texas Tech	10/3/2015	52 carrries, 5 TD
367	Arkansas	11/8/1980	73 carries, 5 TD
360	vs. Texas Tech	11/26/2011	79 carries, 5 TD
359	SMU	11/22/1975	65 carries, 4 TD
356	Rice	11/15/1980	67 carries, 1 TD
354	Rice	11/14/1992	53 carries, 3 TD
347	Texas Tech	9/28/1985	59 carries, 3 TD
342	Kansas State	11/17/2012	49 carries, 5 TD
341	Texas Tech	9/26/1981	59 carries, 3 TD
341	TCU	10/24/1981	76 carries, 4 TD
340	Ole Miss	9/6/1975	53 carries, 2 TD
340	Houston	10/29/1994	64 carries, 6 TD
340	vs. Texas Tech	11/16/2013	57 carries, 5 TD
339	Texas State	10/8/1988	49 carries, 4 TD
338	Missouri	9/21/1991	57 carries, 5 TD
336	TCU	10/22/1983	62 carries, 5 TD
335	Air Force	10/22/1977	53 carries, 2 TD
331	Wake Forest	11/17/1951	64 carries, 4 TD
331	Army	10/20/1979	63 carries, 4 TD
330	Washington State	10/4/1952	53 carries, 5 TD
330	South Carolina	10/4/1975	57 carries
329	Rice	10/12/1991	56 carries, 2 TD
329	Buffalo	9/7/2013	55 carries, 6 TD
326	Kansas	11/1/2014	52 carries, 4 TD
323	Texas Tech	10/18/47	52 carries, 3 TD
323	Pittsburgh	9/22/1973	77 carries, 3 TD
321	Rice	11/29/1975	76 carries, 1 TD
320	Texas A&M	10/16/1982	66 carries, 2 TD
319	SMU	10/9/1976	72 carries, 3 TD
319	Fresno State	9/6/1997	55 carries, 4 TD
319	Oklahoma State	12/1/2012	55 carries, 3 TD
317	Oklahoma State	11/22/2014	58 carries, 5 TD
316	SMU	10/13/1979	59 carries, 3 TD
315	Texas A&M	9/15/1979	77 carries, 2 TD
313	Kansas	9/23/1989	63 carries, 4 TD
312	Wyoming	9/6/1986	62 carries, 3 TD
311	Houston	10/14/1995	55 carries, 3 TD
311	Louisiana-Monroe	9/21/2013	41 carries, 3 TD
310	Air Force	11/18/1961	48 carries, 2 TD
309	Colorado	10/16/2010	35 carries, 2 TD
308	Vanderbilt	10/17/1953	62 carries, 6 TD
308	Rice	11/12/1977	66 carries, 3 TD
308	San Jose State	11/1/1980	65 carries, 2 TD
307	Florida State	10/6/1973	54 carries, 3 TD
306	Texas A&M	10/18/1980	71 carries, 2 TD
306	Rice	9/24/2011	50 carries, 2 TD
306	vs. UCLA	12/27/2012	67 carries, 5 TD
306	at Kansas	10/26/2013	44 carries, 5 TD
304	West Virginia	10/17/2015	50 carries, 2 TD
304	at Oklahoma State	11/21/2015	73 carries, 3 TD
303	Texas A&M	10/20/1990	61 carries, 2 TD
302	TCU	10/28/1978	63 carries, 3 TD
302	Texas	11/22/1980	71 carries, 2 TD
300	TCU	11/4/1950	NA
300	Rice	11/12/1983	61 carries, 4 TD
300	at SMU	9/4/2015	37 carries, 2 TD

PASSING

300-YARD GAMES

YDS	OPPONENT	DATE	STATS
603	vs. Michigan State	1/1/2015	37-of-52, 4 TD
581	West Virginia	9/29/2012	29-of-47, 5 TD
510	TCU	10/11/2014	28-of-55, 5 TD
485	Oklahoma	11/19/2011	22-of-35, 4 TD
480	at Buffalo	9/12/2014	25-of-37, 5 TD
470	Louisiana-Monroe	9/21/2013	25-of-36, 5 TD
463	**Oklahoma**	**9/23/2017**	**33-of-50, 4 TD**
455	Northwestern State	9/6/2014	19-of-28, 5 TD
452	Buffalo	9/7/2013	19-of-25, 3 TD
446	Oklahoma State	10/29/2011	34-of-51, 1 TD
437	at Kansas	10/26/2013	21-of-38, 3 TD
434	Kansas	10/2/2010	28-of-38, 4 TD
430	Texas A&M	10/15/2011	28-of-40, 3 TD
427	Missouri	11/7/2009	28-of-38, 2 TD
427	vs. Texas Tech	10/9/2010	33-of-45, 2 TD
426	Iowa State	10/27/2012	31-of-51, 2 TD
423	Rice	9/8/2007	30-of-51, 6 TD
423	Iowa State	10/19/2013	29-of-39, 2 TD
423	at SMU	9/4/2015	17-of-32, 6 TD
419	at Kansas State	11/5/2015	23-of-33, 3 TD
417	**vs. Texas Tech**	**11/11/2017**	**43-of-63, 3 TD**
414	TCU	9/2/2011	23-of-29, 6 TD
412	Kansas State	12/6/2014	34-of-41, 1 TD
411	Texas State	9/15/2007	31-of-51, 5 TD
411	Wofford	8/31/2013	23-of-28, 3 TD
410	Colorado	10/6/2007	36-of-60, 1 TD
406	Missouri	11/5/2011	27-of-41, 3 TD
404	Kansas State	10/23/2010	26-of-38, 4 TD
396	vs. Texas Tech	11/24/2012	22-of-37, 3 TD
396	West Virginia	10/5/2013	20-of-33, 2 TD
396	at Oklahoma	11/8/2014	33-of-43, 1 TD
396	at Oklahoma State	11/21/15	17-of-31, 3 TD
394	Kansas	10/21/2006	33-of-55, 5 TD
393	SMU	9/2/2012	24-of-35, 5 TD
389	West Virginia	10/17/2015	21-of-34, 6 TD
388	TCU	10/27/1984	29-of-56, 3 TD
387	Rice	11/29/1958	22-of-38, 2 TD
387	Oklahoma State	9/24/2016	18-of-28, 4 TD
380	Louisiana-Monroe	9/21/2012	28-of-41, 4 TD
379	Kansas	10/5/2002	23-of-34, 3 TD
377	Texas Tech	9/27/1986	17-of-39, 3 TD
377	Texas Tech	11/25/2016	30-of-47, 3 TD
375	vs. Boise State	12/27/2016	29-of-40, 3 TD
373	Lamar	9/12/2015	26-of-38, 4 TD
370	**West Virginia**	**10/21/2017**	**24-of-40, 2 TD**
367	Rice	9/24/2011	31-of-35, 5 TD
367	Kansas	11/3/2012	26-of-42, 3 TD
366	Rice	9/26/2015	19-of-25, 7 TD
363	at Kansas	10/10/2015	27-of-37, 5 TD
359	at Oklahoma State	11/23/2013	28-of-48, 2 TD
357	at Iowa State	9/27/2014	32-of-50, 1 TD
356	vs. UCF	1/1/2014	30-of-47, 2 TD
352	Texas	10/20/2012	30-of-41, 2 TD
351	Texas	11/9/1974	20-of-32, 2 TD
350	SMU	11/19/1966	29-of-50, 2 TD
347	Texas Tech	9/30/1989	16-of-26, 2 TD
346	Kansas State	10/1/2011	23-of-32, 1 TD
344	Southern Illinois	11/24/2001	23-of-45, 3 TD
343	Kansas	11/1/2014	21-of-36, 3 TD
342	Arkansas	10/13/1973	23-of-36
342	Rice	9/16/2016	23-of-42, 2 TD
338	Kansas State	10/26/2002	24-of-38, 1 TD
336	TCU	11/3/1973	20-of-34, 3 TD
335	vs. TexasTech	11/16/2013	17-of-31, 3 TD
335	**at Kansas**	**11/4/2017**	**24-of-30, 3 TD**
332	at Kansas State	10/12/2013	12-of-21, 3 TD
330	Northwestern State	9/9/2006	27-of-46, 5 TD
330	Northwestern State	9/6/2008	20-of-26, 4 TD
327	Washington	9/26/1964	20-of-42, 2 TD
326	Arkansas	11/5/1983	21-of-33, 1 TD
326	TCU	10/13/2012	15-of-23, 2 TD
323	California	8/31/2002	23-of-39, 1 TD
320	Texas	11/19/1983	22-of-54, 2 TD
320	Texas	10/14/2006	26-of-48, 3 TD
320	Buffalo	9/11/2010	22-of-37, 2 TD
320	Texas	12/3/2011	15-of-22, 2 TD
318	Kansas State	10/27/2007	20-of-35, 2 TD
315	Texas Tech	9/24/1983	19-of-30, 1 TD
315	Oklahoma State	11/17/2001	27-of-43, 2 TD
314	TCU	10/10/1992	17-of-26, 4 TD
314	Missouri	11/16/1996	20-of-43, 4 TD
314	**at TCU**	**11/24/2017**	**21-of-34, 2 TD**
313	vs. Illinois	12/29/2010	31-of-43, 1 TD
313	SMU	8/31/2014	27-of-47, 3 TD
312	TCU	10/25/1986	16-of-25, 3 TD
312	Kansas	11/12/2011	22-of-30, 3 TD
312	Sam Houston State	9/15/2012	24-of-41, 3 TD
312	vs. Texas Tech	10/3/2015	16-of-24, 4 TD
311	Arkansas	11/9/1985	20-of-39, 2 TD
311	Missouri	9/21/1991	14-of-17, 1 TD
310	Iowa State	10/23/2004	31-of-39, 1 TD
308	Georgia	9/14/1985	23-of-42, 1 TD
306	Rice	11/16/1985	18-of-27, 3 TD
304	Texas Tech	10/3/1998	20-of-35, 1 TD
303	Louisiana Tech	9/19/1981	14-of-22, 1 TD
300	Nebraska	10/16/2004	25-of-40, 2 TD

TOTAL OFFENSE

600-YARD GAMES

YDS	OPPONENT	DATE	STATS
872	West Virginia	10/5/2013	476 rush, 396 pass
793	Rice	9/26/2015	427 rush, 366 pass
785	Lamar	9/12/2015	412 rush, 373 pass
782	TCU	10/11/2014	272 rush, 510 pass
781	Buffalo	9/7/2013	329 rush, 452 pass
781	Louisiana-Monroe	9/21/2013	311 rush, 470 pass
777	vs. Washington	12/29/2011	482 rush, 295 pass
756	vs. North Carolina	12/29/2015	645 rush, 111 pass
743	at Kansas	10/26/2013	306 rush, 437 pass
723	at SMU	9/4/2015	300 rush, 423 pass
720	Northwestern State	9/6/2014	265 rush, 455 pass
714	Iowa State	10/19/2013	291 rush, 423 pass
700	West Virginia	9/29/2012	119 rush, 581 pass
700	at Oklahoma State	11/21/2015	304 rush, 396 pass
693	West Virginia	10/17/2015	304 rush, 389 pass
692	Wofford	8/31/2013	281 rush, 411 pass
686	Missouri	11/5/2011	280 rush, 406 pass
683	Kansas State	10/23/2010	279 rush, 404 pass
680	vs. Texas Tech	10/3/2015	368 rush, 312 pass
678	Kansas	10/2/2010	244 rush, 434 pass
675	vs. Texas Tech	11/16/2013	340 rush, 335 pass
674	vs. Texas Tech	11/24/2012	278 rush, 396 pass
673	Rice	9/24/2011	306 rush, 367 pass
669	at Buffalo	9/12/2014	189 rush, 480 pass
669	Kansas	11/1/2014	326 rush, 343 pass
666	Kansas	11/3/2012	299 rush, 367 pass
656	Lamar	9/13/1980	397 rush, 259 pass
649	Missouri	9/21/1991	338 rush, 311 pass
647	at Iowa State	10/1/2016	469 rush, 178 pass
644	at Kansas	10/10/2015	281 rush, 363 pass
638	at Rice	9/16/2016	296 rush, 342 pass
634	vs. Texas Tech	11/25/2016	247 rush, 377 pass
624	Iowa State	10/26/1996	397 rush, 227 pass
624	at Texas	10/29/2016	398 rush, 226 pass
622	Oklahoma State	10/29/2011	176 rush, 446 pass
617	vs. Texas Tech	11/26/2011	360 rush, 257 pass
616	Oklahoma	11/19/2011	131 rush, 485 pass
615	SMU	10/13/1990	391 rush, 224 pass
615	Oklahoma State	12/1/2012	319 rush, 296 pass
613	SMU	9/2/2012	220 rush, 393 pass
612	Army	10/20/1979	331 rush, 281 pass
607	Iowa State	10/8/2011	395 rush, 212 pass
607	Texas	10/20/2012	255 rush, 352 pass
601	at Iowa State	9/27/2014	244 rush, 357 pass

TEAM GAME HIGHS

SCORING

POINTS

	PTS	OPPONENT (PTS.)	SITE	YEAR
1.	103	Hardin-Simmons (0)	Waco, Texas	1917
2.	88	Stephen F. Austin (0)	Waco, Texas	1929
3.	76	Texas State (0)	Waco, Texas	1916
4.	73	West Virginia (42)	Waco, Texas	2013
5.	71	Iowa State (7)	Waco, Texas	2013
6.	70	Buffalo (13)	Waco, Texas	2013
	70	Louisiana-Monroe (7)	Waco, Texas	2013
	70	Northwestern State (6)	Waco, Texas	2014
	70	Rice (17)	Waco, Texas	2015
10.	69	Wofford (3)	Waco, Texas	2013
11.	68	Blackland AAF (0)	Waco, Texas	1942
	68	Northwestern State (13)	Waco, Texas	2009
13.	67	vs. Washington (56)	San Antonio, Texas	2011
14.	66	vs. Texas Tech (42)	Arlington, Texas	2011
	66	Lamar (31)	Waco, Texas	2015
	66	at Kansas (7)	Lawrence, Kan.	2015
17.	63	Winchester (0)	Waco, Texas	1911
	63	at West Virginia (70)	Morgantown, W. Va.	2012
	63	vs. Texas Tech (34)	Arlington, Texas	2013
	63	at Buffalo (21)	Buffalo, N.Y.	2014
	63	vs. Texas Tech (35)	Arlington, Texas	2015

POINTS
BIG 12 & SWC GAMES

	PTS	OPPONENT (PTS.)	SITE	YEAR
1.	73	West Virginia (42)	Waco, Texas	2013
2.	71	Iowa State (7)	Waco, Texas	2013
3.	66	vs. Texas Tech (42)	Arlington, Texas	2011
	66	at Kansas (7)	Lawrence, Kan.	2015
5.	63	at West Virginia (70)	Morgantown, W. Va.	2012
	63	vs. Texas Tech (34)	Arlington, Texas	2013
	63	vs. Texas Tech (35)	Arlington, Texas	2015
8.	62	West Virginia (38)	Waco, Texas	2015
9.	61	TCU (58)	Waco, Texas	2014
10.	60	Arkansas (13)	Waco, Texas	1922
	60	Kansas (14)	Waco, Texas	2014
12.	59	at Kansas (14)	Lawrence, Kan.	2013
13.	56	TCU (21)	Waco, Texas	1983
14.	55	Kansas (7)	Waco, Texas	2010
15.	52	SMU (17)	Waco, Texas	1990
	52	Houston (13)	Waco, Texas	1994
	52	Kansas State (24)	Waco, Texas	2012
	52	vs. Texas Tech (45)	Arlington, Texas	2012
19.	50	at Texas (7)	Austin, Texas	1989
	50	at Texas (55)	Austin, Texas	2012

POINTS ALLOWED

	PTS	OPPONENT (BU)	SITE	YEAR
1.	89	LSU (0)	Baton Rouge, La.	1908
2.	77	Texas (0)	Austin, Texas	1913
3.	73	Texas A&M (10)	College Station, Texas	2003
4.	70	California (22)	Berkeley, Calif.	2002
	70	West Virginia (63)	Morgantown, W.Va.	2012
6.	66	Houston (10)	Houston, Texas	1989
	66	Oklahoma State (24)	Stillwater, Okla.	2006
8.	63	LSU (8)	Baton Rouge, La.	1969
	63	Texas (35)	Waco, Texas	1994
	63	Texas Tech (19)	Waco, Texas	2001
	63	Oklahoma State (28)	Stillwater, Okla.	2002
	63	Texas (31)	Austin, Texas	2006

POINTS ALLOWED
BIG 12 & SWC GAMES

	PTS	OPPONENT (BU)	SITE	YEAR
1.	73	Texas A&M (10)	College Station, Texas	2003
2.	70	West Virginia (63)	Morgantown, W.Va.	2012
3.	66	Houston (10)	Houston, Texas	1989
	66	Oklahoma State (24)	Stillwater, Okla.	2006
5.	63	Texas (35)	Waco, Texas	1994
	63	Texas Tech (19)	Waco, Texas	2001
	63	Oklahoma State (28)	Stillwater, Okla.	2002
	63	Texas (31)	Austin, Texas	2006
9.	62	Texas (0)	Waco, Texas	1999
	62	Texas Tech (11)	Lubbock, Texas	2002
	62	Texas Tech (14)	Waco, Texas	2003
	62	Texas (0)	Waco, Texas	2005
	62	**TCU (22)**	**Waco, Texas**	**2016**

MARGIN OF VICTORY

	MARGIN	SCORE	OPPONENT	SITE	YEAR
1.	+103	103-0	Hardin-Simmons	Waco, Texas	1917
2.	+88	88-0	S.F. Austin	Waco, Texas	1929
3.	+76	76-0	Texas State	Waco, Texas	1916
4.	+68	68-0	Blackland AAF	Waco, Texas	1942
5.	+66	69-3	Wofford	Waco, Texas	2013
6.	+64	71-7	Iowa State	Waco, Texas	2013
	+64	70-6	Northwestern State	Waco, Texas	2014
8.	+63	63-0	Winchester	Waco, Texas	1911
	+63	70-7	Louisiana-Monroe	Waco, Texas	2013
10.	+62	62-0	at SMU	Dallas, Texas	1916
11.	+61	61-0	Rusk	Waco, Texas	1919
12.	+59	66-7	at Kansas	Lawrence, Kan.	2015
13.	+57	70-13	Buffalo	Waco, Texas	2013
14.	+55	55-0	Texas State	Waco, Texas	1909
	+55	55-0	at Trinity	Dallas, Texas	1917
	+55	55-0	North Texas	Waco, Texas	1922
	+55	55-0	at Army	West Point, N.Y.	1979
	+55	68-13	Northwestern State	Waco, Texas	2009

MARGIN OF VICTORY
BIG 12 & SWC GAMES

	MARGIN	SCORE	OPPONENT	SITE	YEAR
1.	+64	71-7	Iowa State	Waco, Texas	2013
2.	+59	66-7	at Kansas	Lawrence, Kan.	2015
3.	+48	55-7	Kansas	Waco, Texas	2010
4.	+47	60-13	Arkansas	Waco, Texas	1922
5.	+46	49-3	at SMU	Dallas, Texas	1989
	+46	60-14	Kansas	Waco, Texas	2014
7.	+45	45-0	TCU	Waco, Texas	1985
	+45	59-14	at Kansas	Lawrence, Kan.	2013
9.	+43	50-7	at Texas	Austin, Texas	1989
10.	+42	49-7	SMU	Waco, Texas	1992
	+42	**49-7**	**Kansas**	**Waco, Texas**	**2016**
12.	+41	48-7	at SMU	Dallas, Texas	1995
13.	+40	47-7	at Houston	Houston, Texas	1995
14.	+39	48-9	TCU	Waco, Texas	1977
	+39	46-7	at Texas A&M	College Station, Texas	1980
	+39	52-13	Houston	Waco, Texas	1994

MARGIN OF DEFEAT

	MARGIN	SCORE	OPPONENT	SITE	YEAR
1.	-89	0-89	LSU	Baton Rouge, La.	1908
2.	-77	0-77	Texas	Austin, Texas	1913
3.	-63	10-73	Texas A&M	College Station, Texas	2003
4.	-62	0-62	Texas	Waco, Texas	1999
5.	-62	0-62	Texas	Waco, Texas	2005
6.	-60	0-60	Oklahoma State	Stillwater, Okla.	1914
7.	-59	0-59	Nebraska	Lincoln, Neb.	2000
8.	-58	0-58	Texas	Austin, Texas	1904
9.	-57	0-57	Texas	Austin, Texas	1914
10.	-56	10-66	Houston	Houston, Texas	1989
	-56	0-56	Texas	Waco, Texas	2003

MARGIN OF DEFEAT
BIG 12 & SWC GAMES

	MARGIN	SCORE	OPPONENT	SITE	YEAR
1.	-63	10-73	Texas A&M	College Station, Texas	2003
2.	-62	0-62	Texas	Waco, Texas	1999
	-62	0-62	Texas	Waco, Texas	2005
4.	-59	0-59	Nebraska	Lincoln, Neb.	2000
5.	-56	10-66	Houston	Houston, Texas	1989
	-56	0-56	Texas	Waco, Texas	2003
7.	-51	11-62	Texas Tech	Lubbock, Texas	2002
8.	-49	0-49	Nebraska	Lincoln, Neb.	1996
	-49	7-56	Oklahoma	Waco, Texas	2000
10.	-48	0-48	Texas A&M	College Station, Texas	1941
	-48	14-62	Texas Tech	Waco, Texas	2003
	-48	10-58	Kansas	Lawrence, Kan.	2007

HIGHEST SCORING QUARTERS

HIGHEST SCORING QUARTERS (BAYLOR) SINCE 1964

	1ST	2ND	3RD	4TH	OPPONENT (SCORE)	DATE
1.	35	-	-	-	at San Jose State (54-20)	9/10/1994
	35	-	-	-	LOUISIANA-MONROE (70-7)	9/21/2013
3.	.	.	29	.	vs. Washington (67-56)	12/29/2011
4.	28	-	-	-	WOFFORD (69-3)	8/31/2013
	28	-	-	-	BUFFALO (70-13)	9/7/2013
	28	-	-	-	WEST VIRGINIA (73-42)	10/5/2013
	28	-	-	-	Northwestern State (70-6)	9/6/2014
	28	-	-	-	at SMU (56-21)	9/4/2015
	28	-	-	-	vs. Texas Tech (63-35)	10/3/2015
	-	28	-	-	RICE (48-14)	11/12/1983
	-	28	-	-	NEW MEXICO (38-2)	11/3/1984
	-	28	-	-	TCU (45-0)	10/26/1985
	-	28	-	-	SMU (49-7)	10/3/1992
	-	28	-	-	BUFFALO (70-13)	9/7/2013
	-	28	-	-	WEST VIRGINIA (73-42)	10/5/2013
	-	28	-	-	at Kansas (66-7)	10/10/2015
	-	-	28	-	at SMU (49-3)	10/14/1989
	-	-	28	-	WOFFORD (69-3)	8/31/2013
19.	-	27	-	-	NORTHWESTERN STATE (68-13)	9/26/2009
	-	-	27	-	NORTHWESTERN STATE (68-13)	9/26/2009
21.	-	-	26	-	at Texas (50-7)	11/25/1989
22.	24	-	-	-	SMU (45-0)	8/31/2014
	24	-	-	-	at Kansas (66-7)	10/10/2015
	24	-	-	-	NORTHWESTERN STATE (55-7)	9/2/2016
	-	24	-	-	at Rice (31-34)	11/14/1992
	-	24	-	-	OKLAHOMA STATE (44-34)	11/19/2005
	-	24	-	-	at Louisiana-Monroe (47-42)	9/21/2012
	-	24	-	-	NORTHWESTERN STATE (55-7)	9/2/2016
	-	-	24	-	KANSAS STATE (52-24)	11/27/2012
	-	-	-	24	SAM HOUSTON STATE (48-23)	9/15/2012
	-	-	-	24	TCU (61-58)	10/11/2014
30.	23	-	-	-	NORTHWESTERN STATE (51-6)	9/6/2008
	-	-	-	**23**	**WEST VIRGINIA (36-38)**	**10/21/2017**
31.	22	-	-	-	at Texas Tech (45-14)	9/27/1986
	-	22	-	-	at Texas A&M (46-7)	10/18/1980
	-	22	-	-	LAMAR (66-31)	9/12/2015
34.	21	-	-	-	at Army (55-0)	10/20/1979
	21	-	-	-	SMU (52-17)	10/13/1990
	21	-	-	-	at TCU (42-18)	10/1/1994
	21	-	-	-	TEXAS (35-63)	11/24/1994
	21	-	-	-	TULSA (37-25)	9/21/2002
	21	-	-	-	RICE (42-17)	9/8/2007
	21	.	.	.	RICE (56-31)	9/24/2011
	21	.	.	.	vs. Washington (67-56)	12/29/2011
	21	-	-	-	at Texas (50-56)	10/20/2012
	21	-	-	-	at Kansas (59-14)	10/26/2013
	21	-	-	-	vs. Texas Tech (63-34)	11/16/2013
	21	-	-	-	at Buffalo (63-21)	9/12/2014
	21	-	-	-	Oklahoma State (49-28)	11/22/2014
	21	-	-	-	RICE (70-17)	9/26/2015
	21	-	-	-	IOWA STATE (45-27)	10/24/2015
	21	-	-	-	KANSAS (49-7)	10/15/2016
	-	21	-	-	TEXAS (38-14)	11/25/1978
	-	21	-	-	ARKANSAS (42-15)	11/8/1980
	-	21	-	-	TCU (56-21)	10/22/1983
	-	21	-	-	UTAH STATE (45-10)	9/19/1992
	-	21	-	-	SMU (44-10)	10/8/1994
	-	21	-	-	Colorado (42-30)	10/4/2003
	.	21	.	.	STEPHEN F. AUSTIN (48-0)	9/17/2011
	.	21	.	.	IOWA STATE (49-26)	10/8/2011
	.	21	.	.	vs. Texas Tech (66-42)	11/26/2011
	-	21	-	-	at West Virginia (63-70)	9/29/2012
	-	21	-	-	vs. UCLA (49-26)	12/27/2012
	-	21	-	-	Northwestern State (70-6)	9/6/2014
	-	21	-	-	at Iowa State (49-28)	9/27/2014
	-	21	-	-	at Oklahoma (48-14)	11/8/2014
	-	21	-	-	vs. Texas Tech (48-46)	11/29/2014
	-	21	-	-	RICE (70-17)	9/26/2015
	-	21	-	-	vs. Texas Tech (63-35)	10/3/2015
	-	21	-	-	at Rice (38-10)	9/16/2016
	-	21	-	-	KANSAS (49-7)	10/15/2016
	-	**21**	-	-	**at Kansas (38-9)**	**11/4/2017**
	-	-	21	-	BOWLING GREEN (38-0)	9/12/1981
	-	-	21	-	KANSAS (46-3)	9/23/1989
	-	-	21	-	IOWA STATE (49-21)	10/26/1996
	-	-	21	-	at Nebraska (27-59)	10/16/2004
	-	-	21	-	TEXAS A&M (41-21)	11/15/2008
	-	-	21	-	KANSAS (55-7)	10/2/2010
	.	.	21	.	RICE (56-31)	9/24/2011
	.	.	21	.	vs. Texas Tech (66-42)	11/26/2011
	-	-	21	-	SMU (59-24)	9/2/2012
	-	-	21	-	OKLAHOMA (41-12)	11/7/2013
	-	-	21	-	LOUISIANA-MONROE (70-7)	9/21/2013
	-	-	21	-	vs. Texas Tech (63-34)	11/16/2013
	-	-	21	-	RICE (70-17)	9/26/2015
	-	-	21	-	WEST VIRGINIA (62-38)	10/27/2015
	-	-	-	21	TEXAS TECH (42-28)	11/16/1968
	-	-	-	21	at TCU (42-9)	11/4/1972
	-	-	-	21	TCU (28-34)	11/3/1973
	-	-	-	21	at Texas (21-11)	11/23/1991
	-	-	-	21	HOUSTON (52-13)	10/28/1994
	-	-	-	21	at Oklahoma State (24-59)	10/29/2011
	-	-	-	21	at Kansas (31-30)	11/12/2011
	-	-	-	21	at West Virginia (63-70)	9/29/2012

HIGHEST SCORING QUARTERS (BOTH TEAMS) SINCE 1964

	PTS	1ST	2ND	3RD	4TH	OPPONENT (SCORE)	DATE
1.	43	.	.	29-14	.	vs. Washington (67-56)	12/29/2011
2.	42	35-7	-	-	-	at San Jose State (54-20)	9/10/1994
	42	7-35	-	-	-	at California (22-70)	8/31/2002
	42	28-14	-	-	-	at SMU (56-21)	9/4/2015
	42	28-14	-	-	-	vs. Texas Tech (63-35)	10/3/2015
	42	.	21-21	.	.	vs. Texas Tech (66-42)	11/26/2011
	42	-	21-21	-	-	at West Virginia (63-70)	9/29/2012
8.	41	28-13	-	-	-	BUFFALO (70-13)	9/7/2013
	41	21-20	-	-	-	vs. Texas Tech (63-34)	11/16/2013
10.	39	.	.	.	14-25	MISSOURI (42-39)	11/5/2011
11.	38	0-38	-	-	-	at Nebraska (0-59)	10/21/2000
	38	-	24-14	-	-	at Rice (31-34)	11/14/1992
	38	-	10-28	-	-	at Texas (50-56)	10/20/2012
	38	-	21-17	-	-	vs. Texas Tech (48-46)	11/29/2014
	38	-	-	-	24-14	TCU (61-58)	10/11/2014
16.	37	17-20	-	-	-	at Rice (46-40)	11/17/1984
17.	36	-	22-14	-	-	LAMAR (66-31)	9/12/2015
18.	35	-	-	-	14-21	at Oklahoma State (21-49)	11/13/2004
	35	21-14	-	-	-	TEXAS (35-63)	11/24/1994
	35	14-21	-	-	-	TEXAS TECH (14-62)	11/8/2003
	35	21-14	-	-	-	at Texas (50-56)	10/20/2012
	35	35-0	-	-	-	LOUISIANA-MONROE (70-7)	9/21/2013
	35	28-7	-	-	-	WEST VIRGINIA (73-42)	10/5/2013
	35	-	14-21	-	-	at Texas Tech (24-55)	11/17/1973
	35	-	7-28	-	-	TEXAS A&M (31-38)	10/15/1977
	35	-	0-35	-	-	at Oklahoma State (28-63)	11/23/2002
	35	-	7-28	-	-	at Texas A&M (10-73)	10/11/2003
	35	-	14-21	-	-	OKLAHOMA STATE (14-45)	11/17/2007
	35	-	14-21	-	-	vs. Texas Tech (38-45)	10/9/2010
	35	-	28-7	-	-	WEST VIRGINIA (73-42)	10/5/2013
	35	-	-	-	14-21	COLORADO (38-57)	9/12/1992
	35	-	7-28	-	-	TCU (22-62)	11/5/2016
	35	-	14-21	-	-	vs. Texas Tech (35-54)	11/25/2016
	35	-	-	-	15-20	MISSOURI (22-47)	11/11/2000
	35	-	-	-	21-14	at West Virginia (63-70)	9/29/2012

HIGHEST SCORING QUARTERS

HIGHEST SCORING QUARTERS (OPPONENTS) SINCE 1964

	1ST	2ND	3RD	4TH	OPPONENT (SCORE)	DATE
1.	38	-	-	-	at Nebraska (0-59)	10/21/2000
2.	35	-	-	-	at California (22-70)	8/31/2002
	-	35	-	-	at Oklahoma State (28-63)	11/23/2002
4.	-	33	-	-	at Houston (10-66)	10/7/1989
5.	28	-	-	-	OKLAHOMA (7-56)	11/4/2000
	28	-	-	-	OKLAHOMA (17-49)	10/4/2008
	-	28	-	-	TEXAS A&M (31-38)	10/15/1977
	-	28	-	-	NEBRASKA (21-49)	10/11/1997
	-	28	-	-	TEXAS (0-62)	9/25/1999
	-	28	-	-	TEXAS TECH (19-63)	10/27/2001
	-	28	-	-	at Texas A&M (10-73)	10/11/2004
	-	28	-	-	at Texas (31-63)	10/14/2006
	-	28	-	-	at Oklahoma State (24-66)	11/11/2006
	.	28	.	.	vs. Washington (67-56)	12/29/2011
	-	28	-	-	at Texas (50-56)	10/20/2012
	-	28	-	-	TCU (22-62)	11/5/2016
	-	-	-	28	at Alabama (0-45)	9/22/1979
17.	-	-	-	27	NEBRASKA (7-48)	10/13/01
18.	-	26	-	-	COLORADO (38-57)	9/12/1992
	-	26	-	-	TEXAS (14-47)	11/14/2009
20.	-	25	-	-	at Texas (14-48)	10/28/2000
	.	.	.	25	TCU (50-48)	9/2/2011
	.	.	.	25	MISSOURI (42-39)	11/5/2011
23.	24	-	-	-	at Nebraska (27-59)	10/16/2004
	-	24	-	-	TEXAS A&M (12-34)	10/19/1991
	-	24	-	-	OKLAHOMA STATE (14-34)	11/20/1999
	-	24	-	-	at Oklahoma (3-41)	11/15/2003
	-	24	-	-	at Oklahoma (30-37)	10/22/2005
	-	-	-	24	at Texas Tech (7-41)	11/15/1969
	-	-	-	24	Penn State (20-41)	1/1/1975
30.	-	-	23	-	at Houston (10-66)	10/7/1989
	-	-	23	-	N.C. STATE (33-30)	9/19/1998
	-	-	23	-	OKLAHOMA (10-36)	11/18/2006
33.	-	-	22	-	TEXAS (26-47)	11/9/1968
	-	-	-	22	SMU (21-28)	10/14/1978
	-	-	-	22	at Texas (20-30)	10/24/1998
	-	-	-	22	TEXAS TECH (0-28)	10/29/2004
37.	21	-	-	-	at Texas (14-35)	11/6/1965
	21	-	-	-	at Texas (14-56)	11/8/1969
	21	-	-	-	at Colorado (28-52)	9/29/1973
	21	-	-	-	OKLAHOMA (14-42)	9/15/1973
	21	-	-	-	at Colorado (21-45)	9/11/1993
	21	-	-	-	TEXAS TECH (19-63)	10/27/2001
	21	-	-	-	TEXAS TECH (14-62)	11/8/2003
	21	-	-	-	at UAB (14-56)	9/4/2009
	21	-	-	-	at TCU (10-45)	9/18/2010
	21	.	.	.	at Oklahoma State (24-59)	10/29/2011
	21	**.**	**.**	**.**	**OKLAHOMA (41-49)**	**9/23/2017**
	-	21	-	-	at Texas (14-56)	11/8/1969
	-	21	-	-	TEXAS (14-21)	11/7/1970
	-	21	-	-	RICE (23-28)	11/28/1970
	-	21	-	-	at Texas Tech (24-55)	11/17/1973
	-	21	-	-	at Nebraska (0-49)	10/12/1996
	-	21	-	-	TEXAS TECH (14-35)	11/4/1997
	-	21	-	-	IOWA STATE (17-31)	9/30/2000
	-	21	-	-	at Texas Tech (11-62)	11/2/2002
	-	21	-	-	at Texas A&M (10-73)	10/11/2003
	-	21	-	-	TEXAS (0-56)	10/25/2003
	-	21	-	-	TEXAS (0-62)	11/5/2005
	-	21	-	-	KANSAS (36-35)	10/21/2006
	-	21	-	-	at Texas Tech (21-55)	11/4/2006
	-	21	-	-	at Kansas (10-58)	10/13/2007
	-	21	-	-	OKLAHOMA STATE (14-45)	11/17/2007
	-	21	-	-	vs. Texas Tech (38-45)	10/9/2010
	.	21	.	.	at Texas A&M (28-55)	10/15/2011
	.	21	.	.	vs. Texas Tech (66-42)	11/26/2011
	-	21	-	-	at West Virginia (63-70)	9/29/2012
	-	21	-	-	vs. Texas Tech (35-54)	11/25/2016
	-	21	-	-	at Oklahoma State (16-59)	10/14/2017
	-	-	21	-	SMU (31-34)	11/22/1975
	-	-	21	-	TEXAS (35-63)	11/24/1994
	-	-	21	-	OKLAHOMA (16-28)	11/14/1998
	-	-	21	-	at Texas A&M (13-45)	10/9/1999
	-	-	21	-	at Texas Tech (11-62)	11/2/2002
	-	-	21	-	OKLAHOMA (9-49)	11/16/2002
	-	-	21	-	TEXAS (0-62)	11/5/2005
	-	-	21	-	at North Texas (14-52)	9/6/2003
	-	-	21	-	at Kansas State (13-51)	10/27/2007
	-	-	21	-	at Texas Tech (7-38)	11/3/2007
	-	-	21	-	at Oklahoma State (6-34)	10/18/2008
	-	-	21	-	at West Virginia (63-70)	9/29/2012
	-	-	21	-	at Oklahoma State (17-49)	11/23/2013
	-	**-**	**21**	**-**	**WEST VIRGINIA (36-38)**	**10/21/2017**
	-	-	21	-	KANSAS STATE (21-42)	11/19/2016
	-	-	-	21	at Oklahoma (11-28)	9/14/1974
	-	-	-	21	at Texas A&M (14-28)	10/15/1988
	-	-	-	21	COLORADO (38-57)	9/12/1992
	-	-	-	21	KANSAS STATE (6-49)	11/7/1998
	-	-	-	21	at Kansas (10-45)	11/6/1999
	-	-	-	21	at California (22-70)	8/31/2002
	-	-	-	21	at Nebraska (27-59)	10/16/2004
	-	-	-	21	at Oklahoma State (21-49)	11/13/2004
	-	-	-	21	TCU (21-49)	10/13/2012
	-	-	-	21	WEST VIRGINIA (73-42)	10/5/2013
	-	-	-	21	vs. Michigan State (41-42)	1/1/2015

RECORDS

OPPONENT GAME RECORDS

INDIVIDUAL

RUSHING

ATTEMPTS
41 — David Thompson, Oklahoma State, 1996 [321 yards]

YARDS
321 — David Thompson, Oklahoma State, 1996 [41 att.]

TOUCHDOWNS
5 — Jessie Clark, Arkansas, 1981;
Joe Bergeron, Texas, 2012 [19 att.];
Kyle Hicks, TCU, 2016

PASSING

ATTEMPTS
68 — David Klingler, Houston, 1990 [35 comp.]

COMPLETIONS
45 — Geno Smith, West Virginia, 2012 [51 att.]

YARDS
656 — Geno Smith, West Virginia, 2012 [45-of-51]

TOUCHDOWNS
8 — Geno Smith, West Virginia, 2012 [51 att.]

RECEIVING

RECEPTIONS
16 — Eric Ward, Texas Tech, 2011 [206 yards]

YARDS
303 — Stedman Bailey, West Virginia, 2012 [13 rec.]

TOUCHDOWNS
5 — Many Hazard, Houston, 1989 [13 rec.];
Stedman Bailey, West Virginia, 2012 [13 rec.]

TOTAL OFFENSE

ATTEMPTS
73 — David Klingler, Houston, 1990 [404 yards]

YARDS
687 — Geno Smith, West Virginia, 2012 [56 att.]

ALL-PURPOSE

ATTEMPTS
44 — David Thompson, Oklahoma State, 1996 [346 yards]

YARDS
347 — Byron Hanspard, Texas Tech, 1996 [38 att.]

SCORING

POINTS
30 — four times, Jessie Clark, Arkansas, 1981;
Manny Hazard, Houston, 1989; Joe Bergeron, Texas, 2012;
Stedman Bailey, WVU, 2012; Kyle Hicks, TCU, 2016

TOUCHDOWNS
5 — four times, Jessie Clark, Arkansas, 1981;
Manny Hazard, Houston, 1989; Joe Bergeron, Texas, 2012;
Stedman Bailey, WVU, 2012; Kyle Hicks, TCU, 2016

LONG PLAYS

PASS
91 — Reggie McNeal to Jamaar Taylor, Texas A&M, 2003 (TD)

RUSH
99 — Abdul Adams, Oklahoma, 2017 (TD)

INTERCEPTION RETURN
100 — Matt Nixon, Cal, 2002 (TD)

KICKOFF RETURN
100 — three times, Jerry LeVias, SMU, 1966 (TD);
James Collier, SMU, 1979 (TD);
William Powell, Kansas State, 2001 (TD)

PUNT RETURN
92 — Cy Leland, TCU, 1929 (TD);
Jordy Nelson, Kansas State, 2007 (TD)

PUNT
83 — Curtis Ansel, Kansas, 2002

FIELD GOAL
65 — Tony Franklin, Texas A&M, 1976

TEAM

RUSHING

ATTEMPTS
82 — Texas, 1968 [557 yards]; Alabama, 1979 [431 yards]

YARDS
641 — Nebraska, 2001 [73 att.]

TOUCHDOWNS
8 — LSU, 1969 [71 att.]

PASSING

ATTEMPTS
68 — Houston, 1990 [35 comp.]

COMPLETIONS
48 — Texas Tech, 2002 [61 att.]

YARDS
656 — West Virginia, 2012 [45-of-51]

TOUCHDOWNS
8 — Texas Tech, 2003 [64 att.]; West Virginia, 2012 [51 att.]

TOTAL OFFENSE

TOTAL PLAYS
103 — Liberty, 2017 [585 yards]

YARDS
807 — West Virginia, 2012 [88 att.]

FIRST DOWNS
38 — Texas, 1968 [95 att.]

SCORING

POINTS
89 — LSU, 1908

POINTS, MODERN ERA
73 — Texas A&M, 2003

MISCELLANEOUS

PENALTIES
20 — Northwestern State, 2006 [139 yards]

PENALTY YARDS
155 — Houston, 1989 [15 penalties]

FUMBLES
11 — Arkansas, 1956 [7 lost]

FUMBLES LOST
7 — Arkansas, 1956 [11 fumbles]

INTERCEPTIONS THROWN
9 — TCU, 1949 [27 att.]

CONFERENCE/NCAA LEADERS

CONFERENCE INDIVIDUAL LEADERS

RECEPTIONS

1938	Sam Boyd	32
1940	Milton Crain	26
1950	Harold Riley	35
1951	Stanley Williams	37
1960	Ronnie Goodwin	25
1963	Lawrence Elkins	70
1964	Lawrence Elkins	50
1973	Charles Dancer	53
1982	Gerald McNeil	52
1983	Gerald McNeil	62
2016	KD Cannon	87

RECEIVING YARDS

2011	Kendall Wright	1,663
2012	Terrance Williams	1,832
2015	Corey Coleman	1,363

RUSHING YARDS

1958	Larry Hickman	670
1974	Steve Beaird	1,104
1980	Walter Abercrombie	1,187
2011	Terrance Ganaway	1,547
2013	Lache Seastrunk	1,177

PASSING COMPLETIONS

1949	Adrian Burk	110
1958	Buddy Humphrey	112
1960	Ronnie Stanley	75
1962	Don Trull	125
1963	Don Trull	174
1964	Terry Southall	118
1966	Terry Southall	173
1973	Neal Jeffrey	132
1987	Brad Goebel	158
2013	Bryce Petty	250

PASS EFFICIENCY

2011	Robert Griffin III	189.5
2013	Bryce Petty	174.3
2014	Seth Russell	164.6

TOTAL OFFENSE

1951	Larry Isbell	1,556
1954	Billy Hooper	934
1958	Buddy Humphrey	1,391
1960	Ronnie Stanley	1,116
1962	Don Trull	1,763
1963	Don Trull	2,276
1964	Terry Southall	1,639
1966	Terry Southall	1,993
1973	Neal Jeffrey	1,908
1986	Cody Carlson	2,640
1987	Brad Goebel	2,003
2011	Robert Griffin III	4,992
2012	Nick Florence	4,877
2013	Bryce Petty	4,409

SCORING

1916	Theron Fouts	60
1921	Wesley Bradshaw	56
1922	Wesley Bradshaw	119
1929	Jake Wilson	85
1936	Lloyd Russell	48
1956	Del Shofner	60
1960	Ronnie Bull	54
1963	Don Trull	60
1964	Lawrence Elkins	50
1974	Steve Beaird	96
2013	Aaron Jones	124
2015	Corey Coleman	120

TACKLES PER GAME

2008	Joe Pawelek	10.7
2012	Bryce Hager	9.5

INTERCEPTIONS

1954	Del Shofner	5
1965	Eddie Whiddon	5
1980	Vann McElroy	8
1985	Ron Francis	6
1986	Ron Francis	8
2005	C.J. Wilson	5

PUNT RETURN YARDS *

1949	Mitford Johnson	334
1956	Del Shofner	138
1975	Gary Green	8.2
1982	Gerald McNeil	12.8
2016	**Tony Nicholson**	**10.2**

KICKOFF RETURN YARDS *

1942	M.L. Kittrell	153
1953	L.G. Dupre	350
1958	Larry Hickman	256
1959	Ronnie Bull	161
1969	Gordon Utgard	669
1981	Bruce Davis	22.5
1994	Ben Bronson	26.1
2004	Willie Andrews	24.7
2005	Shaun Rochon	27.4
2013	Corey Coleman	28.4

PUNTING AVERAGE

1950	Larry Isbell	41.2
1969	Ed Marsh	43.6
1970	Ed Marsh	40.4
1984	Buzzy Sawyer	44.9
1989	Pete Rutter	43.8
1996	Ty Atteberry	46.4
2006	Daniel Sepulveda	46.5
2013	Spencer Roth	45.8

* - ranked by yards through 1969, by average since 1970

NCAA INDIVIDUAL LEADERS

RECEPTIONS

1938	Sam Boyd	32
1963	Lawrence Elkins	#70

RECEIVING YARDS

2012	Terrance Williams	1,832

PASSING YARDS

1949	Adrian Burk	1,428
1958	Buddy Humphrey	1,316
1962	Don Trull	1,627
1963	Don Trull	2,157
2012	Nick Florence	4,309

POINTS RESPONSIBILITY

2011	Robert Griffin III	22.15

INTERCEPTIONS PER GAME

1980	Vann McElroy	0.73 [8 in 11 games]

PUNTING AVERAGE

1969	Ed Marsh	43.6
2006	Daniel Sepulveda	46.5

PUNT RETURN AVERAGE

1948	George Sims	*25.0

- then-NCAA record
* - NCAA record (min. 1.5 returns per game)

CONFERENCE TEAM LEADERS

RUSHING YARDS

1954	223.1
1980	296.9
1992	240.1
2012	231.7
2013	259.7
2015	326.7
2016	**241.8**

PASSING YARDS

1953	139.4
1954	106.6
1958	168.7
1960	161.8
1961	131.4
1962	171.4
1963	215.9
1964	202.3
1966	212.6
1973	180.4
1983	224.4
2014	365.9

TOTAL OFFENSE

1954	329.7
1958	335.6
1960	293.6
1963	335.0
1980	440.7
1983	410.5
2011	587.1
2012	572.2
2013	618.8
2014	581.5
2015	616.2

PASS EFFICIENCY

2011	191.22
2013	172.46
2014	160.31
2015	170.79

SCORING OFFENSE

1922	26.8
1929	26.5
1951	23.1
1954	23.7
1980	28.5
1983	29.5
1994	32.6
2013	*52.4
2014	48.2
2015	48.1

* - NCAA record

RUSHING DEFENSE

1980	105.5
1984	113.0
1986	89.0
1990	125.3

PASSING DEFENSE

1950	94.3
1959	70.9
1965	135.2
1966	103.0
1972	90.5
1975	81.5
1988	117.8
1989	148.2

TOTAL DEFENSE

1951	226.6
1954	261.0
1980	266.5
1988	257.7
1989	279.4
1990	298.6

SCORING DEFENSE

1915	2.8
1916	2.7
1950	12.8
1951	11.4
1956	6.6
1980	11.7

NET PUNTING

2006	39.0
2014	41.4

PUNT RETURN DEFENSE

2017	2.95

BOWL GAME RECORDS

BAYLOR TEAM SUPERLATIVES

Points Scored	67	vs. Washington (12/29/2011)
Low	0	vs. Indiana (12/31/1991)
First Downs	38	vs. North Carolina (12/29/2015)
Low	8	vs. Washington State (12/31/1994)
Rushing Plays	84	vs. North Carolina (12/29/2015)
Low	22	vs. Michigan State (1/1/2015)
Net Rushing Yards	645	vs. North Carolina (12/29/2015)
Low	-20	vs. Michigan State (1/1/2015)
Passes Attempted	52	vs. Michigan State (1/1/2015)
Low	11	vs. Tennessee (1/1/1957)
Passes Completed	37	vs. Michigan State (1/1/2015)
Low	3	vs. Tennessee (1/1/1957)
Had Intercepted	3	twice
Low	0	seven times
Net Passing Yards	603	vs. Michigan State (1/1/2015)
Low	24	vs. Tennessee (1/1/1957)
Total Offensive Plays	102	vs. North Carolina (12/29/2015)
Low	47	vs. Alabama (1/1/1981)
Total Offensive Yards	777	vs. Washington (12/29/2011)
Low	158	vs. Alabama (1/1/1981)
Fumbles	5	three times
Low	0	twice
Fumbles Lost	4	vs. Auburn (12/31/1954)
Low	0	10 times
Penalties	17	vs. UCF (1/1/2014)
Low	1	vs. Florida (12/31/1960); vs. UCLA (12/27/2012)
Penalty Yards	135	vs. UCF (1/1/2014)
Low	5	vs. Florida (12/31/1960); vs. UCLA (12/27/2012)

OPPONENT TEAM SUPERLATIVES

Points Scored	56	by Washington (12/29/2011)
Low	7	four times
First Downs	29	by UCF (1/1/2014); by Michigan State (1/1/2015)
Low	4	LSU (12/31/1963)
Rushing Plays	67	by Alabama (1/1/1981)
Low	28	by UCLA (12/27/2012)
Net Rushing Yards	423	by Auburn (12/31/1954)
Low	7	by Washington State (12/31/1994)
Passes Attempted	52	by UCLA (12/27/2012)
Low	5	by LSU (12/31/1963)
Passes Completed	27	by Washington State (12/31/1994)
Low	1	twice
Had Intercepted	4	by Tennessee (1/1/1957)
Low	0	eight times
Net Passing Yards	438	by Washington (12/29/2011)
Low	13	by LSU (12/31/1963)
Total Offensive Plays	94	by Alabama (1/1/1981)
Low	37	by LSU (12/31/1963)
Total Offensive Yards	620	by Washington (12/29/2011)
Low	108	by LSU (12/31/1963)
Fumbles	6	twice
Low	1	five times
Fumbles Lost	5	by Utah State (12/9/1961)
Low	0	six times
Penalties	15	by Washington State (12/31/1994)
Low	1	by Washington (12/29/2011)
Penalty Yards	110	by Washington State (12/31/1994)
Low	10	by LSU (12/31/1963)

BAYLOR INDIVIDUAL SUPERLATIVES

Rushing Attempts	27	Devin Chafin vs. North Carolina, 12/29/2015
Net Rushing Yards	299	Johnny Jefferson vs. North Carolina, 12/29/2015
Rushing TDs	5	Terrance Ganaway vs. Washington, 12/29/2011
Pass Attempts	51	Bryce Petty vs. Michigan State, 1/1/2015
Pass Completions	36	Bryce Petty vs. Michigan State, 1/1/2015
Had Intercepted	3	Larry Isbell vs. Georgia Tech, 1/1/1952
Passing Yards	550	Bryce Petty vs. Michigan State, 1/1/2015
Passing TDs	3	Bryce Petty vs. Michigan State, 1/1/2015
	3	**Zach Smith vs. Boise State, 12/27/2016**
Receptions	**14**	**KD Cannon vs. Boise State, 12/27/2016**
Receiving Yards	**226**	**KD Cannon vs. Boise State, 12/27/2016**
TD Receptions	2	James Ingram vs. LSU, 12/31/1963
	2	Ricky Thompson vs. Penn State, 1/1/1975
	2	Gerald McNeil vs. Oklahoma State, 12/31/1983
	2	Melvin Bonner vs. Arizona, 12/31/1992
	2	KD Cannon vs. Michigan State, 1/1/2015
	2	**KD Cannon vs. Boise State, 2/27/2016**

OPPONENT INDIVIDUAL SUPERLATIVES

Rushing Attempts	30	Chris Polk (Washington), 12/29/2011
Net Rushing Yards	184	Mikel Leshoure (Illinois), 12/29/2010
Rushing TDs	3	Mikel Leshoure (Illinois), 12/29/2010
	3	Keith Price (Washington), 12/29/2011
	3	Storm Johnson (UCF), 1/1/2014
	3	Jeremy Langford (Michigan State), 1/1/2015
Pass Attempts	**51**	**Brett Rypien (Boise State), 12/27/2016**
Pass Completions	**51**	**Brett Rypien (Boise State), 12/27/2016**
Had Intercepted	3	Billy Lott (Clemson), 12/31/1979
Passing Yards	438	Keith Price (Washington), 12/29/2011
Passing TDs	4	Keith Price (Washington), 12/29/2011
Receptions	9	Troy Dickey (Arizona), 12/31/1992
Receiving Yards	198	Jermaine Kearse (Washington), 12/29/2011
TD Receptions	2	Devin Aguilar (Washington), 12/29/2011
	2	Rannell Hall (UCF), 1/1/2014

BAYLOR YEARLY STATISTICS

	---TOTAL OFFENSE ---					---- RUSHING ----					-------- PASSING --------								– SCORING –													– PUNTING –		
YEAR	G	PLAY	YDS	YDS/ GAME	YDS/ PLAY	ATT	YDS	YDS/ GM	YDS/ ATT	TD	ATT	CMP	INT	CMP PCT	YDS	YDS/ GM	TD	1ST DNS	PTS	PTS/ GM	PEN	PEN YDS	TO	FMBL/ LOST	PUNT RET	PUNT YDS	KICKOFF RET	KICKOFF YDS	P	YDS	AVG
1945	10		2219	221.9			1611	161.1			142	53	17	.373	608	60.8		109	178	17.8		563									
1946	9		1677	186.3			1231	136.8			126	35	17	.278	446	49.6		80	50	5.6		491									
1947	10	561	2479	247.9	4.4	413	1843	184.3	4.5	10	148	59	15	.399	636	63.6	5	106	128	12.8	60	550	32	21/17	40	375	28	538	84	2867	34.1
1948	10	549	1972	197.2	3.6	403	1202	120.2	3.0	12	146	78	9	.534	790	79.0	7	108	147	14.7	42	380	24	24/15	24	491	24	473	65	2237	34.4
1949	10	647	2925	292.5	4.5	437	1416	141.6	3.3		210	115	9	.548	1509	150.9	15	134	230	23.0	54	382	17	14/8	38	564	24	490	59	2105	35.7
1950	10		3184	318.4			1833	183.3			220	107	10	.486	1351	135.1		157	183	18.3											
1951	10	741	3439	343.9	4.6	521	1914	191.4	3.7		221	110	18	.498	1525	152.5	11	163	231	23.1	53	553	36	30/18	33	361	23	442	61	2338	38.3
1952	10	653	2950	295.0	4.5	456	1860	186.0	4.1	22	197	71	23	.360	1090	109.0	4	138	187	18.7	49	465	43	43/20	47	522	27	434	58	2135	36.8
1953	10	687	3275	327.5	4.8	488	1883	188.3	3.9	19	199	98	18	.492	1392	139.2	10	171	219	21.9	57	467	32	22/14	30	290	37	700	38	1386	36.5
1954	10	632	3297	329.7	5.2	491	2231	223.1	4.5	25	141	68	16	.482	1066	106.6	9	154	237	23.7	42	381	35	29/19	19	160	31	506	35	1259	36.0
1955	10	579	2546	254.6	4.4	434	1547	154.7	3.6	16	145	71	20	.490	999	99.9	5	133	140	14.0	53	607	35	25/15	25	259	29	600	39	1426	36.6
1956	10	668	2765	276.5	4.1	549	2102	210.2	3.8	19	119	51	9	.429	663	66.3	5	143	189	18.9	83	770	34	37/25	21	308	21	465	50	1837	36.7
1957	10	676	2685	268.5	4.0	495	1759	175.9	3.6	7	181	85	15	.470	926	92.6	4	43	80	8.0					23	227			53	1996	37.7
1958	10	715	3356	335.6	4.7	462	1669	166.9	3.6	14	253	140	11	.553	1687	168.7	9	181	159	15.9		622	34	37/23	16	107	37	695	47	1616	34.4
1959	10	610	2300	230.0	3.8	391	1043	104.3	2.7	8	219	121	13	.553	1257	125.7	7	134	106	10.6	65	538	31	35/18	21	193	30	509	61	2034	33.3
1960	10	638	2936	293.6	4.6	433	1318	131.8	3.0	14	205	109	14	.532	1618	161.8	9	168	169	16.9	44	371	25	18/11	18	235	14	291	47	1659	35.3
1961	10	632	2867	286.7	4.5	398	1553	155.3	3.9	11	234	114	16	.487	1314	131.4	14	161	188	18.8	52	437	31	23/15	19	146	31	579	50	1709	34.2
1962	10	634	2883	288.3	4.5	380	1169	116.9	3.1	9	254	133	14	.524	1714	171.4	12	168	159	15.9	38	379	28	24/14	19	291	30	553	43	1558	36.2
1963	10	685	3350	335.0	4.9	365	1191	119.1	3.3	15	320	177	13	.553	2159	215.9	13	189	191	19.1	35	335	22	10/9	22	222	24	429	43	1518	35.3
1964	10	611	2858	285.8	4.7	329	835	83.5	2.5	9	282	141	21	.500	2023	202.3	13	152	162	16.2	52	488	32	20/11	23	174	33	653	54	1866	34.6
1965	10	714	2999	299.9	4.2	389	1136	113.6	2.9	9	325	157	25	.483	1863	186.3	10	165	156	15.6	73	680	38	33/13	38	264	31	491	66	2289	34.7
1966	10	710	3144	314.4	4.4	347	1018	101.8	2.9	7	363	183	23	.504	2126	212.6	17	179	168	16.8	60	500	33	22/10	18	109	25	481	59	2266	38.4
1967	10	700	2832	283.2	4.0	435	1287	128.7	3.0	2	265	116	25	.438	1545	154.5	9	160	101	10.1	46	480	36	27/11	30	284	31	516	68	2515	37.0
1968	10	777	3486	348.6	4.5	465	1700	170.0	3.7	15	312	133	30	.426	1786	178.6	9	199	206	20.6	42	470	47	32/17	19	203	49	1032	54	2170	40.2
1969	10	683	2199	219.9	3.2	421	1078	107.8	2.6	6	262	92	30	.351	1121	112.1	3	118	87	8.7	50	609	46	28/16	11	161	53	916	78	3340	42.8
1970	11	737	2599	236.3	3.5	494	1373	124.8	2.8	6	243	83	19	.342	1226	111.5	7	140	133	12.1	52	544	32	26/13	24	437	42	759	88	3556	40.4
1971	10	599	1702	170.2	2.8	445	1151	115.1	2.6	7	154	32	25	.208	551	55.1	2	101	74	7.4	56	578	36	33/11	21	171	46	941	83	3120	37.6
1972	11	779	3131	284.6	4.0	575	1908	173.5	3.3	16	204	104	17	.510	1223	111.2	6	185	180	16.4	51	472	49	54/32	23	170	32	651	63	2325	36.9
1973	11	803	4131	375.5	5.1	533	2147	195.2	4.0	13	270	142	18	.526	1984	180.4	14	212	192	17.5	53	534	50	50/32	22	143	49	973	48	1659	34.6
1974	11	746	3575	325.0	4.8	546	1976	179.6	3.6	20	200	111	14	.555	1599	145.4	10	186	232	21.1	59	561	31	37/17	19	94	31	518	61	2213	36.3
1975	11	783	3960	360.0	5.1	595	2722	247.5	4.6	14	188	88	12	.468	1238	112.5	6	211	181	16.5	70	698	50	65/39	21	174	38	584	47	1729	36.8
1976	11	853	3480	316.4	4.1	626	2262	205.6	3.6	18	227	109	12	.480	1218	110.7	7	218	209	19.0	75	695	31	42/19	39	255	25	353	59	2368	40.1
1977	11	785	3505	318.6	4.5	584	2452	222.9	4.2	17	201	99	12	.493	1053	95.7	8	186	228	20.7	71	701	18	38/6	34	277	21	374	66	2756	41.8
1978	11	793	3714	337.6	4.7	535	2123	193.0	4.0	17	258	122	23	.473	1591	144.6	13	191	242	22.0	70	640	48	42/25	31	260	31	505	59	2506	42.5
1979	11	765	3692	335.6	4.8	613	2586	235.1	4.2	21	152	53	17	.349	1106	100.5	7	171	234	21.3	67	561	31	37/14	40	326	25	448	78	3148	40.4
1980	11	901	4848	440.7	5.4	687	3266	296.9	4.8	30	214	94	15	.439	1582	143.8	12	228	313	28.5	67	624	36	36/21	44	408	21	404	72	2702	37.5
1981	11	806	4167	378.8	5.2	575	2349	213.5	4.1	20	231	124	13	.537	1818	165.3	10	223	252	22.9	64	649	36	30/23	25	173	33	628	46	1888	41.0
1982	11	812	3722	338.4	4.6	530	1801	163.7	3.4	20	282	132	9	.468	1921	174.6	10	202	233	21.2	71	554	27	35/18	22	265	24	511	68	2943	43.3
1983	11	823	4515	410.5	5.5	532	2047	186.1	3.8	24	291	156	12	.536	2468	224.4	20	254	325	29.5	88	780	31	39/19	23	167	22	410	46	1760	38.3
1984	11	840	3598	327.1	4.3	511	1465	133.2	2.9	12	329	151	18	.459	2133	193.9	16	188	248	22.5	94	816	35	35/17	30	286	30	590	74	3289	44.4
1985	11	792	4279	389.0	5.4	509	1987	180.6	3.9	17	283	147	16	.519	2292	208.4	16	219	272	24.7	82	725	29	34/13	39	370	24	542	53	2332	44.0
1986	11	892	4827	438.8	5.4	561	2250	204.5	4.0	21	331	177	19	.535	2577	234.3	13	254	304	27.6	85	748	39	34/20	28	210	26	566	48	1820	37.9
1987	11	788	3330	302.7	4.2	470	1115	101.4	2.4	14	318	163	13	.513	2215	201.4	9	194	221	20.1	65	588	33	25/20	28	243	31	488	67	2692	40.2
1988	11	789	3519	319.9	4.5	491	1642	149.3	3.3	15	298	146	22	.490	1877	170.6	11	193	232	21.1	67	620	32	24/10	43	413	27	432	64	2613	40.8
1989	11	772	3381	307.4	4.4	467	1484	134.9	3.2	13	305	149	21	.489	1897	172.5	9	187	245	22.3	93	763	36	32/15	42	275	36	687	57	2496	43.8
1990	11	785	3650	331.8	4.6	622	2537	230.6	4.1	21	163	80	6	.491	1113	101.2	7	198	225	20.5	77	693	25	35/19	28	291	40	763	58	2128	36.7
1991	11	815	4552	413.8	5.6	595	2604	236.7	4.4	29	220	118	9	.536	1948	177.1	7	210	282	25.6	83	658	26	30/17	30	298	30	463	48	1798	37.5
1992	11	762	4452	404.7	5.8	570	2641	240.1	4.6	24	192	89	13	.464	1811	164.6	15	231	324	29.5	94	701	25	32/12	27	148	29	555	43	1679	39.0
1993	11	810	4208	382.5	5.2	602	2457	223.4	4.1	30	208	111	6	.534	1751	159.2	5	219	265	24.1	72	538	17	23/11	13	43	39	898	50	1918	38.4
1994	11	765	4206	382.4	5.5	543	2409	219.0	4.4	29	222	111	13	.500	1797	163.4	11	201	359	32.6	85	683	28	31/15	22	152	40	934	50	1998	40.0
1995	11	818	4216	383.3	5.2	538	2311	210.1	4.3	25	280	144	9	.514	1905	173.2	8	212	273	24.8	86	627	18	25/9	26	184	25	604	61	2256	37.0
1996	11	743	3650	331.8	4.9	432	1644	149.5	3.8	17	311	157	8	.505	2006	182.4	18	198	266	24.2	77	636	21	36/13	18	212	32	650	60	2781	46.4
1997	11	738	3695	335.9	5.0	462	2039	185.4	4.4	16	276	150	10	.543	1656	150.5	7	202	200	18.2	78	623	19	18/9	10	64	42	743	73	3109	42.6
1998	11	731	3045	276.8	4.2	439	1214	110.4	2.8	14	292	151	14	.517	1831	166.5	4	179	195	17.7	96	799	20	16/6	27	233	44	858	74	3158	42.7
1999	11	650	2531	230.1	3.9	385	1208	109.8	3.1	8	265	122	13	.460	1323	120.3	4	139	137	12.5	57	492	20	18/7	14	123	40	826	83	3181	38.3
2000	11	719	2440	221.8	3.4	360	802	72.9	2.2	5	359	145	20	.404	1638	148.9	10	157	139	12.6	71	622	33	27/13	27	261	40	758	87	3356	38.6
2001	11	846	3415	310.5	4.0	409	1053	95.7	2.6	8	437	234	22	.535	2362	214.7	13	208	205	18.6	73	594	30	26/8	26	268	44	857	80	3428	42.8
2002	12	847	4019	334.9	4.7	447	1241	103.4	2.8	16	400	224	22	.560	2778	231.5	10	219	202	16.8	110	906	35	23/13	27	216	64	1043	86	2991	34.8
2003	12	822	3377	281.4	4.1	478	1320	110.0	2.8	8	344	195	12	.567	2057	171.4	11	187	191	15.9	93	762	24	22/13	31	252	53	1212	93	3860	41.5
2004	11	761	3430	311.8	4.5	366	1088	98.9	3.0	8	395	235	11	.595	2342	212.9	17	193	224	20.4	69	531	24	19/13	43	479	41	890	68	2975	43.8
2005	11	777	3497	317.9	4.5	385	1209	109.9	3.1	10	392	222	12	.566	2288	208.0	13	200	236	21.5	89	766	24	16/12	36	413	34	813	65	2934	45.1
2006	12	745	3782	315.2	5.1	235	482	40.2	2.1	9	510	307	17	.602	3300	275.0	24	209	283	23.6	77	678	34	24/17	30	228	45	1027	68	3111	45.8
2007	12	859	4215	351.2	4.9	298	934	77.8	3.1	5	561	309	27	.551	3281	273.4	23	222	218	18.2	70	531	37	25/10	25	203	60	1132	73	2825	38.7
2008	12	771	4517	376.4	5.9	481	2349	195.8	4.9	29	290	170	5	.586	2168	180.7	16	237	336	28.0	80	656	11	20/6	12	25	52	1194	50	2169	43.4
2009	12	777	4115	342.9	5.3	346	1207	100.6	3.5	16	431	267	16	.619	2908	242.3	13	209	249	20.8	95	791	23	17/7	21	232	54	1185	59	2517	42.7
2010	13	939	6179	475.3	6.6	468	2530	194.6	5.4	25	471	313	8	.665	3649	280.7	23	309	405	31.2	108	1007	20	25/12	23	149	62	1231	55	2406	43.7
2011	13	1000	7632	587.1	7.6	576	3063	235.6	5.3	37	424	307	6	.724	4569	351.5	40	377	589	45.3	92	839	24	32/18	17	136	62	1239	32	1273	39.8
2012	13	1072	7439	572.2	6.9	597	3012	231.7	5.0	38	475	294	13	.619	4427	340.5	34	368	578	44.5	87	763	23	25/10	16	144	50	1039	38	1670	43.9
2013	13	1074	8044	618.8	7.5	626	3376	259.7	5.4	47	448	277	6	.618	4668	359.1	35	372	681	52.4	120	1070	16	28/10	28	238	48	1056	53	2379	44.9
2014	13	1138	7559	581.5	6.6	619	2802	215.5	4.5	43	519	323	8	.622	4757	365.9	38	391	627	48.2	127	1149	13	16/5	20	93	40	801	47	2040	43.4
2015	13	1103	8011	616.2	7.3	714	4247	326.7	5.9	41	389	229	13	.589	3764	289.5	44	383	625	48.1	118	1043	26	22/13	15	64	30	675	42	1684	40.1
2016	13	1108	6795	522.7	6.1	628	3143	241.8	5.0	25	480	269	15	.560	3652	280.9	33	329	450	34.6	129	1068	27	26/12	23	223	35	670	57	2359	41.4
2017	12	876	4859	404.9	5.5	414	1407	117.2	3.4	10	462	259	14	.582	3452	287.7	23	239	292	24.3	88	671	25	21/11	7	60	37	662	60	2522	42.0

OPPONENT YEARLY STATISTICS

	---TOTAL OFFENSE---					---- RUSHING ----					-------- PASSING --------								- SCORING -											- PUNTING -		
YEAR	G	PLAY	YDS	YDS/ GAME	YDS/ PLAY	ATT	YDS	YDS/ GM	YDS/ ATT	TD	ATT	CMP	INT	CMP PCT	YDS	YDS/ GM	TD	1ST DNS	PTS	PTS/ GM	PEN	PEN YDS	TO	FMBL/ LOST	PUNT RET	PUNT YDS	KICKOFF RET	KICKOFF YDS	P	YDS	AVG
1945	10		2056	205.6			1324	132.4			157	61	29	.389	732	73.2		97	141	14.1		430									35.2
1946	9		2153	239.2			1481	164.6			113	47	10	.416	672	74.7		90	175	19.4		444									35.8
1947	10	568	2174	217.4	3.8	403	1225	122.5	3.0		165	70	21	.424	949	94.9	8	101	138	13.8	42	362	39	26/18	44	360	19	372	78	2909	37.3
1948	10	600	2544	254.4	5.2	453	1737	173.7	3.8	13	147	69	15	.469	807	80.7	3	135	118	11.8	48	402	41	42/26	19	230	28	424	60	1979	33.0
1949	10	626	2267	226.7	3.6	447	1457	145.7	3.3		179	67	23	.374	810	81.0	6	123	126	12.6	39	349	36	27/13	31	501	43	665	61	2304	37.8
1950	10		2570	257.0			1627	162.7			181	84	20	.464	943	94.3		124	128	12.8											
1951	10	600	2266	226.6	3.8	410	1243	124.3	3.0		190	83	27	.437	1023	102.3	3	94	114	11.4	58	557	48	36/21	29	409	40	785	73	2666	36.5
1952	10	693	2772	277.2	4.0	522	1864	186.4	3.6		171	66	16	.386	908	90.8	5	140	181	18.1	60	511	33	33/17	24	265	38	552	79	3027	38.3
1953	10	547	2874	287.4	5.3	398	1760	176.0	4.4		149	72	16	.483	1114	111.4	8	146	166	16.6	43	413	36	25/20	17	238	30	522	42	1540	36.7
1954	10	577	2610	261.0	4.5	441	1617	161.7	3.7		136	62	15	.453	993	99.3	3	125	83	8.3	35	347	32	26/17	20	340	29	574	38	1372	36.1
1955	10	569	2500	250.0	4.4	436	1743	174.3	4.0	13	133	59	10	.444	757	75.7	7	132	143	10.3	73	654	22	21/12	17	142	34	602	52	1661	31.9
1956	10	630	2308	230.8	3.7	482	1569	156.9	3.3	7	148	66	18	.446	739	73.9	3	127	66	6.6	54	551	45	43/27	28	189	35	550	49	1807	36.9
1957	10	592	2629	262.9	4.4	487	1784	178.4	3.7	12	105	64	8	.610	845	84.5	6	141	125	12.5											
1958	10	647	2878	287.8	4.4	459	1663	166.3	3.6	14	188	90	13	.479	1215	121.5	13	144	181	18.1		417	29	29/16							37.9
1959	10	624	2284	228.4	3.7	486	1575	157.5	3.2	13	138	60	15	.435	709	70.9	7	127	154	15.4	61	537	36	33/21	28	170	18	324	54	2074	38.4
1960	10	593	2215	221.5	3.7	450	1370	137.0	3.0	7	143	64	12	.448	845	84.5	4	119	78	7.8	37	362	27	22/15	21	159	29	495	51	2128	41.7
1961	10	618	2486	248.6	4.0	472	1559	155.9	3.3	12	146	71	6	.486	927	92.7	7	135	164	16.4	38	362	25	32/19	20	88			52	1857	35.7
1962	10	686	2797	279.7	4.1	504	1770	177.0	3.5	15	182	78	16	.429	1027	102.7	8	168	169	16.9	42	433	25	18/9	19	211	31	645	49	1761	35.9
1963	10	591	2484	248.4	4.2	415	1384	138.4	3.3	9	176	82	7	.466	1100	110.0	5	126	113	11.3	37	336	22	23/15	19	163	39	804	53	1924	36.3
1964	10	652	2769	276.9	4.2	512	1917	191.7	3.7	18	140	65	9	.464	852	85.2	2	151	176	17.6	63	545	21	22/12	20	275	29	535	53	2057	38.8
1965	10	635	2601	260.1	4.1	430	1249	124.9	2.9	9	205	103	13	.502	1352	135.2	10	139	171	17.1	50	447	27	23/14							
1966	10	688	2787	278.7	4.1	479	1757	175.7	3.7	13	209	89	14	.426	1030	103.0	3	155	140	14.0	50	530	25	25/11	17	145	27	684	61	2455	40.2
1967	10	772	3591	359.1	4.7	507	2039	203.9	4.0	23	265	116	19	.438	1552	155.2	4	104	199	19.9	57	604	41	35/22	33	261	23	434	57	2165	38.0
1968	10	818	4333	433.3	5.3	587	2608	260.8	4.4	34	231	212	15	.918	1725	172.5	10	247	322	32.2	54	661	33	30/18	24	237	35	700	52	1993	38.3
1969	10	829	4145	414.5	5.0	571	2514	251.4	4.4	33	258	139	12	.539	1631	163.1	11	210	347	34.7	55	578	28	37/16	44	509	18	301	54	2185	40.5
1970	11	878	3959	359.9	4.5	614	2085	189.5	3.4	25	264	134	16	.508	1874	170.4	9	214	259	23.5	47	462	33	31/17	42	375	27	399	64	2390	37.3
1971	10	769	3230	323.0	4.2	578	2109	210.9	3.6	16	191	89	12	.466	1121	112.1	11	181	236	23.6	70	657	27	24/15	34	296	19	362	64	2224	34.8
1972	11	774	3123	283.9	4.0	575	2128	193.5	3.7	13	199	72	18	.362	995	90.5	4	165	156	14.2	48	444	37	41/19	19	205	35	795	73	2636	36.1
1973	11	768	4599	418.1	6.0	619	3400	309.1	5.5	34	149	78	9	.115	1199	109.0	13	225	359	32.6	64	531	25	30/16	19	97	32	591	53	2101	39.6
1974	11	747	3455	314.1	4.6	564	2358	214.4	4.2	16	183	85	11	.464	1097	99.7	4	176	182	16.5	69	584	32	45/21	21	224	28	555	57	2138	37.5
1975	11	753	3563	323.9	4.7	599	2667	242.5	4.5	23	154	69	12	.448	896	81.5	5	207	235	21.4	49	456	31	33/19	17	125	28	551	52	2138	41.1
1976	11	660	2832	257.5	4.3	475	1522	138.4	3.2	13	185	86	6	.465	1310	119.1	8	145	183	16.6	60	645	24	35/18	25	123	28	514	65	2685	41.3
1977	11	792	3661	332.8	4.6	556	2236	203.3	4.0	13	236	108	13	.458	1425	129.5	14	196	220	20.0	58	622	32	35/19	36	175	22	363	60	2402	40.0
1978	11	845	3909	355.4	4.6	597	2248	204.4	3.8	17	248	137	20	.552	1661	151.0	9	215	242	22.0	54	640	41	31/21	26	119	35	628	55	2083	37.9
1979	11	840	3578	325.3	4.3	576	2125	193.2	3.7	11	264	116	23	.439	1453	132.1	6	197	169	15.4	42	372	39	34/16	42	218	33	742	74	2800	37.8
1980	11	817	4091	371.9	5.0	460	1160	105.5	2.5	7	357	149	29	.417	2931	266.5	6	176	129	11.7	57	496	48	33/19	35	300	34	670	84	3372	40.1
1981	11	824	3833	348.5	4.7	537	1937	176.1	3.6	20	287	153	11	.533	1896	172.4	10	209	245	22.3	62	669	22	18/11	22	146	37	663	66	2682	40.6
1982	11	807	3918	356.2	4.9	529	2024	184.0	3.8	22	278	129	12	.464	1894	172.2	11	235	261	23.7	66	554	25	24/13	25	126	27	513	68	2717	40.0
1983	11	751	3913	355.7	5.2	486	1836	166.9	3.8	17	265	143	11	.540	2077	188.8	11	200	242	22.0	104	906	27	25/16	20	113	37	593	54	2237	41.4
1984	11	770	3532	321.1	4.6	469	1243	113.0	2.7	13	301	155	15	.515	2289	208.1	18	179	261	23.7	82	705	30	28/15	34	316	39	714	79	3166	40.1
1985	11	770	3209	291.7	4.2	549	1920	174.5	3.5	9	221	96	14	.434	1289	117.2	6	181	145	13.2	64	585	27	23/13	73	1142	29	607	70	3027	43.2
1986	11	712	2729	248.1	3.8	401	979	89.0	2.4	11	311	140	20	.450	1750	159.1	12	158	198	18.0	66	571	34	24/14	16	128	52	1101	77	3186	41.4
1987	11	822	3919	356.3	4.8	540	2352	213.8	4.4	18	282	127	12	.450	1567	142.5	9	208	228	20.7	70	640	34	36/22	22	179	46	839	66	2711	41.1
1988	11	686	2841	258.3	4.1	449	1545	140.5	3.4	13	237	97	9	.409	1296	117.8	11	146	196	17.8	85	664	19	20/10	35	230	30	540	79	3276	41.5
1989	11	749	3073	279.4	4.1	476	1443	131.2	3.0	12	273	141	22	.516	1630	148.2	8	163	190	17.3	81	718	37	27/15	27	268	33	572	71	2698	38.0
1990	11	737	3285	298.6	4.5	401	1378	125.3	3.4	9	336	158	16	.470	1907	173.4	10	193	202	18.4	64	546	22	18/6	23	191	27	519	61	2391	39.2
1991	11	760	3567	324.3	4.7	423	1236	112.4	2.9	13	337	174	22	.516	2331	211.9	8	193	180	16.4	63	561	42	32/20	22	157	34	624	65	2443	37.6
1992	11	785	3900	354.5	5.0	438	1606	146.0	3.7	17	347	179	11	.516	2294	208.5	13	227	263	23.9	82	786	23	22/12	18	241	43	770	60	2378	39.6
1993	11	746	4566	415.1	6.1	424	1813	164.8	4.3	20	322	204	13	.634	2753	250.3	20	221	331	30.1	54	418	26	22/13	20	229	20	423	39	1406	36.1
1994	11	759	3981	361.9	5.2	423	1630	148.2	3.9	12	336	183	16	.545	2351	213.7	20	205	267	24.3	81	702	31	25/15	24	153	30	516	57	2149	37.7
1995	11	709	2903	263.9	4.1	399	1242	112.9	3.1	12	310	148	13	.477	1661	151.0	7	153	166	15.1	65	548	26	25/13	19	104	24	480	77	3146	40.9
1996	11	839	5147	467.9	6.1	561	3155	286.8	5.6	28	278	135	11	.486	1992	181.1	14	258	320	29.1	83	734	17	16/6	27	251	16	300	48	1918	40.0
1997	11	758	4815	437.7	6.4	520	3028	275.3	5.8	32	238	135	4	.567	1787	162.5	14	238	375	34.1	71	626	14	19/10	37	425	17	392	41	1638	40.0
1998	11	781	4854	441.3	6.2	490	2355	214.1	4.8	25	291	147	10	.505	2499	227.2	13	239	323	29.4	69	697	23	29/13	34	311	27	600	54	2041	37.8
1999	11	872	4636	421.5	5.3	552	2417	219.7	4.4	31	320	194	9	.606	2219	201.7	17	267	414	37.6	77	580	15	19/6	54	718	18	455	46	1875	40.8
2000	11	822	4855	441.4	5.9	474	2299	209.0	4.9	32	348	198	9	.567	2556	232.4	17	245	397	36.1	121	994	24	22/15	54	664	19	404	52	2107	40.5
2001	11	841	4600	418.2	5.5	477	1883	171.2	3.9	23	364	221	11	.607	2717	247.0	19	253	357	32.5	67	523	27	28/16	53	686	32	690	58	2273	39.2
2002	12	822	4863	405.2	5.9	440	1963	163.6	4.5	31	382	235	8	.615	2900	241.7	30	254	496	41.3	81	649	18	21/10	45	706	40	834	53	2222	41.9
2003	12	832	5400	450.0	6.5	455	2322	193.5	5.1	28	377	211	6	.560	3078	256.5	31	254	455	37.9	81	654	20	23/14	47	518	37	853	61	2300	37.7
2004	11	778	4632	421.1	6.0	490	2264	205.8	4.6	23	288	170	4	.590	2368	215.3	28	235	406	36.9	78	602	9	11/5	23	217	24	547	61	2385	39.1
2005	11	828	4158	378.0	5.0	438	1779	161.7	4.1	21	390	200	16	.513	2379	216.3	14	240	291	26.5	65	540	29	29/13	32	323	27	492	56	2232	39.9
2006	12	825	4898	408.2	5.9	461	2293	191.1	5.0	19	364	210	16	.577	2605	217.1	24	244	391	32.6	94	814	27	17/11	31	298	31	716	53	2262	42.7
2007	12	930	5539	461.6	6.0	498	2188	182.3	4.4	29	432	280	10	.648	3351	279.2	21	286	444	37.0	82	694	19	18/9	31	505	40	846	52	2195	42.2
2008	12	890	4718	393.2	5.3	463	1655	137.9	3.6	22	427	288	16	.674	3063	255.2	22	273	352	29.3	68	628	27	23/11	17	131	52	977	39	1629	41.8
2009	12	907	4867	405.6	5.4	477	2145	178.8	4.5	19	430	268	10	.623	2722	226.8	16	267	327	27.2	93	849	18	16/8	25	316	48	1060	50	2033	40.7
2010	13	975	5660	435.4	5.8	508	2214	170.3	4.4	27	467	309	10	.662	3446	265.1	16	315	396	30.5	83	692	20	16/10	14	175	64	1347	56	2307	41.2
2011	13	992	6350	488.5	6.4	497	2566	197.4	5.2	28	495	315	16	.636	3784	291.1	36	318	484	37.2	92	783	29	18/13	15	171	73	1590	47	2008	42.7
2012	13	1080	6529	502.2	6.0	511	2323	178.7	4.5	28	569	357	18	.627	4206	323.5	36	344	484	37.2	76	628	25	20/7	12	166	51	1149	47	2012	42.8
2013	13	986	4684	360.3	4.8	546	2284	145.4	3.5	15	440	212	19	.482	2794	214.9	23	242	306	23.5	80	707	29	27/10	12	202	70	1401	96	4214	43.9
2014	13	941	4964	381.8	5.3	485	1530	117.7	3.2	17	456	249	13	.546	3434	264.2	24	256	332	25.5	89	866	26	25/13	11	56	81	1504	82	3350	40.9
2015	13	994	5155	396.5	5.2	552	2120	163.1	3.8	17	442	255	14	.577	3035	233.5	30	274	368	28.3	101	835	26	25/12	8	28	61	1406	83	3257	39.2
2016	13	1032	5601	430.8	5.4	620	2609	200.7	4.2	30	412	226	12	.549	2992	230.2	17	290	377	29.0	77	622	22	19/10	8	17	55	1056	81	3224	35.1
2017	12	849	5483	456.9	6.5	463	2279	189.9	4.9	22	386	255	3	.661	3204	267.0	25	264	431	35.9	79	787	11	16/8	20	59	41	1032	54	2251	41.7