

# HISTORY



# 25th Anniversary Team

In celebration of Baylor's quarter-century of intercollegiate varsity volleyball, the school recognized a 25th Anniversary Team in 2002. A select committee chose a 13-member team from a list of 25 nominees. The committee was comprised of former head coaches Brian Hosfeld, Mitch Casteel and Margaret Woody, former SWA Jeanne Nowlin, former media relations contacts Julie Bennett and Larry Little, and Quick Attack Club president Andy Pittman. Team members were selected based on individual statistics and honors and team success.

Name	Pos.	Years	Hometown	Noteworthy
Dana Atkinson	OH/DS	1997-2000	Huntington Beach, Calif.	T-4th in service aces, 2nd in digs at Baylor; 3-time Academic All-Big 12
Dana Chuha	S	1998-2001	Yorba Linda, Calif.	1999, 2000 NCAA Assists Champion; 2001 All-Big 12
Jenny DeLue	OH	1990-1993	Arlington, Texas	1993 NIVC All-Tournament; 4th in kills and digs, 6th in blocks at Baylor
Tatiana Kenon	RS	1998-2001	San Antonio, Texas	Nov. 1, 1999 AVCA National Player of the Week; 7th in kills at Baylor
Erin McElwain	MB	1992-1995	Lawrence, Kan.	1st in matches, 6th in service aces, 8th in digs, 1st in blocks at Baylor
Stevie Nicholas	OH	2000-2003	Fullerton, Calif.	2000 Central Region, Big 12 Freshman of the Year; 2000, 2001 All-Big 12
Sunny Nicholas	MB	1998-2001	Fullerton, Calif.	6th in kills, 2nd in attack pct. at Baylor; 3-time Academic All-Big 12
Elisha Polk	OH	1996-1999	Sacramento, Calif.	6th in kills NCAA all-time; 1999 all-Central Region; 1998, 1999 All-Big 12
Jana Ranly	MB	1985-1988	Lott, Texas	3-time All-SWC; 4th in attack pct., 3rd in aces, 2nd in blocks at Baylor
Tisha Schwartz	MB	2000-2003	Amarillo, Texas	4th in kills, 3rd in attempts, 7th in blocks at Baylor; 2002, 2003 all-Big 12
Cory Sivertson	S	1991-1994	Richardson, Texas	3-time all-South Region; 2-time All-SWC; Top 3 in five categories at Baylor
Heather Williams	OH	1989-1992	Amarillo, Texas	1992 All-SWC; 2nd in kills and service aces, fifth in digs at Baylor
Kia Young	MB	1996-1999	Houston, Texas	1999 All-Central Region, All-Big 12 and third-team Academic All-America



**DANA  
ATKINSON**

OH/DS • 1997-2000



**DANA  
CHUHA**

S • 1998-2001



**JENNY  
DeLUE**

OH • 1990-1993



**TATIANA  
KENON**

RS • 1998-2001



**ERIN  
McELWAIN**

MB • 1992-1995




**STEVIE  
NICHOLAS**

OH • 2000-2003



**SUNNY  
NICHOLAS**

MB • 1998-2001



**ELISHA  
POLK**

OH • 1996-1999




**JANA  
RANLY**

MB • 1985-1988



**TISHA  
SCHWARTZ**

MB • 2000-2003



**CORY  
SIVERTSON**

S • 1991-1994



**HEATHER  
WILLIAMS**

OH • 1989-1992



**KIA  
YOUNG**

MB • 1996-1999

# Postseason History

## 1993 NIVC TOURNAMENT

### Baylor 3, Butler 2

Pool B • Dec. 3, 1993

Municipal Auditorium • Kansas City, Mo.

KANSAS CITY, Mo. — Jenny DeLue slapped 16 kills and collected a match-high 25 digs to lead Baylor to an 8-15, 15-9, 9-15, 15-7, 15-12 triumph over Butler in the program's first NCAA-era postseason appearance. Despite being out-killed 68-58, the Bears prevailed thanks to 18 total team blocks, led by Heather Saari's nine.

	1	2	3	4	5	Records
Butler	15	9	15	7	12	25-12
Baylor	8	15	9	15	15	22-14

BUTLER	G	K	E	TA	Pct.	A	SA	D	BS	BA
Arentz	5	0	1	6	.166	56	1	19	1	0
Peacock	1	0	0	0	.000	0	0	0	0	0
Wesley	5	16	10	76	.078	0	1	22	0	2
Foldenauer	5	0	0	0	.000	2	0	10	0	0
Baire	5	17	8	54	.166	0	1	18	0	1
Rossetto	2	0	0	0	.000	0	0	2	0	0
Pinkerton	5	0	2	5	.400	0	2	9	0	0
Patterson	5	7	2	13	.385	0	0	1	0	5
Hardin	5	12	6	31	.193	0	7	5	0	4
Maat	5	16	4	34	.352	0	0	6	2	2
Totals	5	68	33	219	.160	58	12	92	3	14

BAYLOR	G	K	E	TA	Pct.	A	SA	D	BS	BA
Sivertson	2	0	1	2	.500	3	0	2	1	2
Green	5	0	0	0	.000	0	0	4	0	0
Saari	5	3	3	20	.000	0	1	10	2	7
Pratt	5	3	0	12	.250	37	1	18	1	4
Kunz	5	17	5	43	.279	3	3	14	0	5
Arthur	5	4	2	11	.182	0	0	5	0	5
Welton	2	2	2	8	.000	0	1	2	0	0
McElwain	3	2	1	4	.250	0	0	5	0	1
DeLue	5	16	5	49	.224	2	3	25	1	1
Cantrell	5	11	7	35	.114	0	0	18	0	1
Totals	5	58	26	184	.168	45	9	103	5	26

### Baylor 3, Central Florida 1

Pool B • Dec. 3, 1993

Municipal Auditorium • Kansas City, Mo.

KANSAS CITY, Mo. — Brenda Kunz tallied 13 kills and 12 digs, and Cory Sivertson had seven errorless kills in nine attempts as Baylor overcame a first-game loss to defeat Central Florida 13-15, 15-6, 15-6, 15-4. UCF pounded 25 kills in the first game, but Baylor's strong block attack turned the tide in the next three games, dropping the Golden Knights' attacking percentage to .091 by the fourth game.

	1	2	3	4	5	Records
Central Florida	15	6	6	4		24-11
Baylor	13	15	15	15		23-14

UCF	G	K	E	TA	Pct.	A	SA	D	BS	BA
Metzcus	4	11	7	44	.091	2	0	23	0	1
Gwinn	1	0	0	0	.000	0	0	0	0	0
McElrath	4	0	0	0	.000	0	1	6	0	0
Gendreau	4	9	3	30	.200	0	1	14	0	2
Bridson	4	23	7	54	.296	1	0	15	0	3
Edwards	1	1	1	3	.000	0	0	0	0	0
Queisser	4	5	1	12	.333	30	0	12	0	3
Cutright	4	3	1	15	.133	0	0	5	0	6
Klenke	4	7	3	23	.174	3	1	14	0	3
Totals	4	59	23	181	.199	36	3	89	0	18

BAYLOR	G	K	E	TA	Pct.	A	SA	D	BS	BA
Sivertson	3	7	0	9	.777	18	0	5	2	3
Green	3	0	0	0	.000	0	0	4	0	0
Saari	4	7	0	16	.437	4	0	7	0	8
Pratt	2	5	0	8	.625	20	0	11	1	0
Kunz	4	13	5	34	.235	7	2	12	0	2
Arthur	3	4	0	6	.667	0	0	0	0	0
Welton	2	1	2	8	.125	0	0	1	0	0
McElwain	4	5	0	12	.416	2	3	2	1	3
DeLue	4	9	5	38	.105	3	1	17	0	6
Cantrell	4	3	7	22	.182	1	0	8	0	3
Totals	4	54	19	153	.228	55	6	67	4	25

### Baylor 3, Hartford 0

Pool B • Dec. 4, 1993

Municipal Auditorium • Kansas City, Mo.

KANSAS CITY, Mo. — Baylor held Hartford to a .063 attacking percentage and tallied 11 total blocks en route to a 15-8, 15-6, 15-8 victory. All 10 Bears that appeared in the match had at least one kill, led by Brenda Kunz and Brandi Cantrell with seven each. Heather Saari and D'Ann Arthur joined Kunz to lead the team in blocks, each recording five.

	1	2	3	4	5	Records
Baylor	15	15	15			24-14
Hartford	8	6	8			25-13

BAYLOR	G	K	E	TA	Pct.	A	SA	D	BS	BA
Sivertson	1	1	0	1	1.000	14	0	4	0	1
Green	2	1	0	1	1.000	0	0	2	0	0
Saari	2	5	4	10	.100	2	3	4	0	5
Pratt	2	2	1	5	.200	16	3	4	0	1
Kunz	3	7	6	19	.053	1	0	1	0	5
Arthur	2	3	0	6	.500	0	0	4	1	4
Welton	2	2	3	6	.167	0	0	0	0	1
McElwain	2	1	0	3	.333	1	0	6	0	0
DeLue	3	6	0	14	.429	1	2	3	0	2
Cantrell	2	7	1	12	.500	0	0	5	0	2
Totals	3	35	15	77	.260	34	8	33	1	21

HARTFORD	G	K	E	TA	Pct.	A	SA	D	BS	BA
Schuerfeld	3	3	0	3	1.000	0	0	5	0	0
Bauer	3	1	1	4	.000	0	0	2	0	0
Hobson	3	6	8	24	.083	2	1	6	0	2
Gross	1	0	0	0	.000	0	1	0	0	0
Felvkoeetter	3	6	4	15	.133	0	0	0	1	3
McCullum	1	0	1	1	1.000	0	0	0	0	0
Love	3	2	2	6	.000	0	0	0	0	0
Coffin	3	4	6	23	.087	2	0	4	0	0
Scorc	3	7	2	17	.294	0	0	6	0	1
Dahlstrom	3	1	0	3	.333	24	0	2	0	0
Totals	3	30	24	96	.063	28	2	26	1	6

### Baylor 3, Oregon State 1

Pool B • Dec. 4, 1993

Municipal Auditorium • Kansas City, Mo.

KANSAS CITY, Mo. — Jenny DeLue had 11 kills and 18 digs, and Brenda Kunz totaled 11 kills, 11 digs and seven blocks as Baylor knocked off 23rd-ranked Oregon State 15-10, 15-10, 5-15, 15-8. With the victory, the Bears finished pool play undefeated and advanced to the semifinals. Baylor out-blocked Oregon State 17-3, led by Erin McElwain's eight.

	1	2	3	4	5	Records
Oregon State	10	10	15	8		18-14
Baylor	15	15	5	15		25-14

OSU	G	K	E	TA	Pct.	A	SA	D	BS	BA
Wilson	4	1	1	5	.000	40	0	3	1	0
Irwin	1	0	0	0	.000	1	0	0	0	0
Buchanan	4	0	0	0	.000	0	0	10	0	0
Hochgesang	4	11	5	47	.128	0	1	12	1	0
Holley	4	8	1	25	.280	0	1	4	0	0
Lifa	4	3	4	15	.067	0	0	3	1	0
Hintze	3	6	2	18	.222	0	0	3	0	0
McConnell	2	0	0	0	.000	0	1	6	0	0
Smith	4	11	5	45	.133	0	1	10	0	0
Reins	1	1	1	3	.000	0	0	0	0	0
Totals	4	41	19	158	.139	41	4	51	3	0

BAYLOR	G	K	E	TA	Pct.	A	SA	D	BS	BA
Sivertson	4	5	2	11	.273	29	0	9	2	3
Green	2	0	0	0	.000	0	0	0	0	0
Saari	4	4	3	11	.091	0	2	6	1	6
Pratt	1	1	0	1	1.000	4	0	1	0	0
Kunz	4	11	6	32	.156	0	2	11	0	7
Arthur	2	1	2	4	.250	0	0	0	0	0
Welton	2	0	0	0	.000	0	0	0	0	0
McElwain	3	3	2	11	.091	0	0	8	0	8
DeLue	4	11	5	33	.182	4	1	18	0	3
Cantrell	4	8	3	29	.172	1	1	17	0	1
Totals	4	44	23	132	.159	38	6	70	3	28

### Baylor 3, Northern Iowa 2

Semifinals • Dec. 5, 1993

Municipal Auditorium • Kansas City, Mo.

KANSAS CITY, Mo. — Cory Sivertson, one of five Bears to reach double figures in kills, posted the only quadruple-double in Baylor history with 13 kills, 62 assists, 23 digs and 12 blocks to lead the Bears past Northern Iowa 15-7, 13-15, 12-15, 15-9, 15-8. Jenny DeLue added 18 kills and 22 digs, while Brenda Kunz had 13 kills, 22 digs and eight blocks. It was BU's school-record seventh five-game win of the season.

	1	2	3	4	5	Records
Baylor	15	13	12	15	15	26-14
Northern Iowa	7	15	15	9	8	24-6

BAYLOR	G	K	E	TA	Pct.	A	SA	D	BS	BA
Sivertson	5	13	2	28	.393	62	1	23	3	9
Green	2	0	0	0	.000	0	0	1	0	0
Saari	5	12	4	26	.308	2	0	8	1	7
Pratt	1	0	0	0	.000	0	0	0	0	0
Kunz	5	13	5	40	.200	10	0	22	1	7
Arthur	4	5	2	14	.214	1	0	4	0	5
Welton	2	0	0	0	.000	0	0	0	0	0
McElwain	3	5	3	12	.167	0	1	11	1	6
DeLue										

# Postseason History

## 1999 NCAA TOURNAMENT

With a 26-9 record and a 13-7 Big 12 mark, Baylor enjoyed its finest volleyball season ever and advanced to the NCAA Tournament for the first time in 1999. Along the way, Baylor established numerous school and conference records.

The magical season began with a school-record, eight-match winning streak. It ended in the second round of the NCAA Tournament as the Bears fell to eventual national champion and top-ranked Penn State on the Nittany Lions' home court. In between were etched some of the greatest moments in the program's history.

The Big 12 season proved to be just as fruitful as the first month of the campaign as the Bears shattered the school mark for conference wins with 13. Included in that total were wins over Texas A&M, a pair of wins over Kansas State, and a monumental, five-game triumph over Texas. The win over the Longhorns was the first BU victory in the series' 22-year history, ending a 42-match dominance by UT.

Quite possibly the most memorable victory in school history, the Texas match lasted two hours, seven minutes. After winning the first game 15-9, Baylor saw the Longhorns take the next two games. However, the Bears bounced back with a 15-8 decision in game four and then captured the match with a 15-13 victory in the fifth game.

In the match, Baylor established several school and conference records. Most notably, Chuha claimed the school mark for assists in a match with 101, and senior outside hitter Elisha Polk notched a Big 12-record 39 digs.

At the end of the regular season, Baylor stood at 25-8 with a fifth-place finish in the Big 12. That success earned the Bears a spot in the NCAA Tournament for the first time ever.

BU proved on several occasions that it could play with the nation's elite teams, collecting five wins against ranked teams. The Bears were also dominant at home with a 13-1 mark, losing only to eventual Big 12 champion Nebraska.

Nov. 1 proved to be a historic day for the Baylor program; the Bears entered the AVCA Top 25 for the first time in school history at No. 23. Two weeks later, BU jumped to 22nd and ended the year ranked 20th. Also on that date, sophomore rightside Taliana Kenon was named National Player of the Week by the AVCA. It marked the first time a Baylor player had ever been so honored. Kenon was also named Big 12 Player of the Week that day. Senior middle blocker Kia Young and Polk also earned conference player of the week honors in 1999.

Both Polk and Young earned first-team All-Big 12 honors; Young was a unanimous selection. The senior tandem also garnered first-team AVCA All-District V honors. Young was named third-team GTE Academic All-America, picking up first-team all-district honors. Polk was named second-team GTE Academic All-District VI. Junior defensive specialist Dana Atkinson and sophomore middle blocker Sunny Nicholas joined Polk and Young on the Big 12 Academic first team; sophomore defensive specialist Kimmy Scott was named second-team Academic All-Big 12. Chuha also established herself as one of the nation's premier setters, finishing the season as the national leader in assists per game at 14.70.



### Baylor 3, Temple 1

First Round • Dec. 3, 1999  
Rec Hall • State College, Pa.

STATE COLLEGE, Pa. — Elisha Polk tallied 32 kills and 24 digs, and Dana Chuha established an NCAA Tournament four-game match record with 94 assists as Baylor defeated Temple 11-15, 16-14, 15-7, 15-12. Kia Young added 27 kills, 17 digs and seven blocks while hitting at a .302 clip. Sunny Nicholas added 19 kills, 15 digs and six blocks, and Kirsten Berg had 11 kills, six blocks and a .529 attacking percentage. Baylor's 100 team assists were one shy of the NCAA record for a four-game match.

	1	2	3	4	5	Records				
Temple	15	14	7	12		25-6				
Baylor	11	16	15	15		26-8				
TEMPLE	G	K	E	TA	Pct.	A	SA	D	BS	BA
Kovaci	4	24	8	64	.250	0	2	19	1	0
Solana	4	1	1	3	.000	54	0	7	0	2
Lyssy	4	7	3	25	.160	0	0	4	0	4
Shkoza	4	27	5	52	.423	1	2	10	2	1
Vutskova	4	15	11	42	.095	3	2	20	0	0
Stone	4	7	2	29	.172	1	2	13	0	2
Schumacher	4	2	1	5	.200	25	0	2	0	1
Carman	4	0	0	0	.000	0	0	0	0	0
Happel	1	1	1	3	.000	0	0	1	0	0
Jones	3	2	0	3	.667	0	0	4	0	0
Best	3	0	0	0	.000	0	1	4	0	0
Totals	4	86	32	226	.239	84	9	84	3	10
BAYLOR	G	K	E	TA	Pct.	A	SA	D	BS	BA
Polk	4	32	12	75	.267	0	0	24	0	2
Chuha	4	2	1	7	.143	94	1	10	0	3
Young	4	27	8	63	.302	0	0	17	3	4
Nicholas	4	19	7	38	.316	1	0	15	0	6
Berg	4	11	2	17	.529	1	0	5	0	6
Kenon	4	14	5	31	.290	1	0	2	0	3
Atkinson	4	0	0	4	.500	3	1	19	0	1
Scott	4	0	0	0	.000	0	1	4	0	0
Totals	4	105	37	235	.289	100	3	96	3	25

### Penn State 3, Baylor 0

Second Round • Dec. 4, 1999  
Rec Hall • State College, Pa.

STATE COLLEGE, Pa. — Baylor found the potent attack of Lauren Cacciamani and eventual national champion and top-ranked Penn State too difficult, falling to the Nittany Lions 15-2, 15-6, 15-10. Cacciamani pounded the Bears for 20 errorless kills in 33 attempts, good for a .606 attacking percentage. As a team, Penn State hit .396 to Baylor's .110. The Bears hit -.211 in the first game and struggled to recover. Elisha Polk led Baylor with 16 kills and a match-best 16 digs. Kia Young added 10 digs and a pair of blocks.

	1	2	3	4	5	Records				
Baylor	2	6	10			26-9				
Penn State	15	15	15			32-1				
BAYLOR	G	K	E	TA	Pct.	A	SA	D	BS	BA
Polk	3	16	10	40	.150	1	0	16	0	1
Chuha	3	1	0	4	.250	37	0	2	0	2
Young	3	10	8	36	.056	0	2	8	0	2
Nicholas	3	4	4	17	.000	0	1	4	0	1
Berg	3	4	3	9	.111	0	0	0	0	2
Kenon	3	8	4	19	.211	1	0	2	0	0
Atkinson	3	1	1	2	.000	0	0	4	0	0
Scott	3	0	0	0	.000	2	0	5	0	0
Singley	2	0	0	0	.000	0	0	1	0	0
Totals	3	44	30	127	.110	41	3	42	0	8
PSU	G	K	E	TA	Pct.	A	SA	D	BS	BA
Cacciamani	3	20	0	33	.606	0	0	4	1	5
Bremner	3	4	1	7	.429	44	0	4	1	1
Schonveld	3	8	3	22	.227	1	1	15	0	3
Schumacher	3	6	3	17	.176	4	1	5	0	3
Rome	3	8	1	18	.389	1	0	6	0	2
Miller	3	0	0	0	.000	1	0	7	0	0
Levy	3	6	2	9	.444	0	0	3	0	4
Schlottfeldt	2	0	0	0	.000	0	1	1	0	0
Totals	3	52	10	106	.396	51	3	45	2	18

### 1999 RESULTS

Sept. 1	W	at Texas-Arlington	15-6, 15-11, 15-5
Sept. 3	W	vs. Jackson State!	15-1, 15-2, 15-0
Sept. 3	W	at Arkansas State!	15-13, 15-6, 15-10
Sept. 4	W	vs. Belmont!	15-8, 15-3, 15-8
Sept. 4	W	vs. New Mexico!	15-2, 15-8, 15-7
Sept. 8	W	at Texas Christian	8-15, 15-9, 15-5, 15-2
Sept. 10	W	vs. Texas-San Antonio #	15-13, 15-13, 9-15, 3-15, 15-9
Sept. 11	W	vs. Butler #	15-11, 15-8, 15-5
Sept. 11	L	at SMU #	11-15, 16-14, 7-15, 15-5, 11-15
Sept. 17	W	Mississippi \$	15-4, 15-3, 15-5
Sept. 17	W	Rice \$	15-11, 15-12, 15-5
Sept. 18	W	Akron \$	15-8, 15-7, 15-9
Sept. 18	W	Akron \$	15-2, 15-12, 15-9
Sept. 21	W	Iowa State **	15-3, 15-3, 15-6
Sept. 25	L	at Colorado (NR/22) *	15-11, 15-6, 10-15, 12-15, 9-15
Sept. 29	L	at Texas (NR/7) *	8-15, 5-15, 11-15
Oct. 2	W	Missouri *	15-6, 15-8, 15-10
Oct. 6	W	Texas A&M (NR/14) *	11-15, 15-6, 15-10, 6-15, 15-12
Oct. 9	L	at Kansas *	10-15, 9-15, 11-15
Oct. 13	W	Texas Tech (RV/RV) *	15-8, 15-8, 15-7
Oct. 16	L	Nebraska (RV/12) *	10-15, 5-15, 8-15
Oct. 20	W	at Kansas State (RV/12) *	15-12, 14-16, 16-14, 15-6
Oct. 22	W	at Oklahoma (RV/NR) *	15-4, 4-15, 12-15, 15-12, 15-8
Oct. 27	W	Colorado (RV/20) *	15-8, 9-15, 15-8, 15-5
Oct. 30	W	at Iowa State (RV/NR) *	15-4, 15-8, 15-9
Nov. 3	W	Texas (23/12) *	15-9, 14-16, 13-15, 15-8, 15-13
Nov. 6	L	at Missouri (23/NR) *	15-7, 11-15, 15-5, 12-15, 12-15
Nov. 10	L	at Texas A&M (23/15) *	15-13, 15-11, 14-16, 9-15, 9-15
Nov. 13	W	Kansas (23/NR) *	15-9, 15-11, 15-13
Nov. 17	W	at Texas Tech (22/NR) *	15-13, 15-13, 15-6
Nov. 20	L	at Nebraska (22/12) *	7-15, 7-15, 9-15
Nov. 26	W	Oklahoma (22/NR) *	15-8, 15-4, 15-11
Nov. 27	W	Kansas State (22/18) *	15-5, 15-13, 7-15, 15-12
Dec. 3	W	vs. Temple (20/NR) %	11-15, 16-14, 15-7, 15-12
Dec. 4	L	at Penn State (20/1) %	2-15, 6-15, 10-15

! - Pocahontas Federal Arkansas State Invitational (Jonesboro, Ark.) 1st  
# - Doubletree/SMU Invitational (Dallas, Texas) 2nd  
\$ - Baylor Invitational (Waco, Texas) 1st  
% - NCAA Tournament (University Park, Pa.) 2nd Round

# Postseason History

## 2001 NCAA TOURNAMENT

Baylor's 2001 season started in early August with a two-week training session in the volleyball-haven of Japan. There were three goals for Baylor's trip to Japan: intense training, learning to deal with adversity and building team unity. For 10 days, the Bears trained rigorously in poorly air-conditioned gyms and Houston-esque humidity. The players returned to their dorms every night for a good night of sleep on rice mats. Every day, the players were introduced to a new culture with unfamiliar food, music and faces.

Baylor opened the season with eight consecutive victories, dropping only two games along the way. That start matched the 1999 team's school record for most consecutive victories to open a season. Due to events of the national tragedy of Sept. 11, the Bears were forced to wait 11 days before trying for win No. 9. However, the wait turned out to be longer than first expected. Four straight losses dropped Baylor to 8-4 overall and gave the Bears their first 0-4 Big 12 start in the league's history.

But in their first test with in-season adversity, the Bears answered with three straight wins and victories in eight of their next 10 matches. The only two losses in that span were in five-game matches, two of a school-record tying eight five-game matches on the season.

The last of the eight five-game matches came in the regular season finale at the Ferrell Center against Missouri. After winning the first two games 30-23 and 30-23, Baylor saw the Tigers battle back for 31-29 and 30-22 victories in games three and four, respectively. However, the Bears answered with a 15-11 triumph in the deciding fifth game.

That win placed the Bears in a three-way tie with Texas and Texas Tech for sixth place in the Big 12 standings. As it was, the victory also propelled Baylor to its second NCAA Tournament invitation in three seasons.

### Colorado State 3, Baylor 1

First Round • Nov. 30, 2001

Moby Arena • Fort Collins, Colo.

**FORT COLLINS, Colo.** — Despite 26 kills from Stevie Nicholas, Baylor dropped a 30-21, 23-30, 30-24, 30-24 decision to ninth-ranked and 11th-seeded Colorado State. The Rams hit at or above .368 in three of the four games. The only exception was game two, in which the Rams hit .200 (14-7-35) and the Bears hit .375 (18-6-32). Laura Daniela Lloreda added nine kills for Baylor, and Tisha Schwartz had seven. Lloreda led the Bears with eight digs and joined Tatiana Kenon to lead Baylor with two blocks.

	1	2	3	4	5	Records				
Baylor	21	30	24	24		18-12				
Colorado State	30	23	30	30		28-3				
<b>BAYLOR</b>	<b>G</b>	<b>K</b>	<b>E</b>	<b>TA</b>	<b>Pct.</b>	<b>A</b>	<b>SA</b>	<b>D</b>	<b>BS</b>	<b>BA</b>
Scott	4	0	0	0	.000	1	0	4	0	0
Chuha	4	0	1	7	.143	52	0	7	0	1
Lloreda	4	9	5	21	.190	0	0	8	2	0
St. Nicholas	4	26	8	50	.360	0	3	6	0	0
Su. Nicholas	4	2	3	9	.111	0	0	3	0	1
Kenon	4	6	3	17	.176	0	0	2	0	2
Schwartz	4	7	4	19	.158	0	0	1	0	1
Mazzarella	4	0	0	0	.000	0	0	1	0	0
Selman	2	4	1	6	.500	0	0	0	0	0
<b>Totals</b>	<b>4</b>	<b>54</b>	<b>25</b>	<b>129</b>	<b>.225</b>	<b>53</b>	<b>3</b>	<b>32</b>	<b>2</b>	<b>6</b>
<b>CSU</b>	<b>G</b>	<b>K</b>	<b>E</b>	<b>TA</b>	<b>Pct.</b>	<b>A</b>	<b>SA</b>	<b>D</b>	<b>BS</b>	<b>BA</b>
Cox	4	17	10	38	.184	0	1	9	0	3
Knopf	4	17	4	29	.448	1	0	4	1	3
Santos	4	13	1	24	.500	4	3	7	2	0
Knox	4	10	0	14	.714	1	0	0	0	3
L. Kerr	4	0	0	0	.000	1	2	7	0	0
Peckham	4	2	0	4	.500	53	0	6	0	1
Courtney	2	0	0	0	.000	1	0	0	0	0
Sarauer	4	9	6	25	.120	0	0	3	2	2
K. Kerr	4	1	0	1	1.000	0	1	3	0	0

### 2001 RESULTS

Aug. 31	W	vs. UNLV (RV/NR)!	30-24, 30-23, 30-16
Sept. 1	W	vs. Louisiana State (RV/NR)!	30-27, 30-17, 30-25
Sept. 1	W	at Tulane (RV/NR)!	30-18, 22-30, 30-24, 30-23
Sept. 4	W	Texas-Arlington (RV/NR)	30-21, 30-26, 30-24
Sept. 7	W	North Texas (RV/NR) #	30-20, 30-23, 30-21
Sept. 7	W	Rhode Island (RV/NR) #	30-23, 30-23, 30-27
Sept. 8	W	UT-Pan American (RV/NR) #	30-15, 30-17, 30-20
Sept. 8	W	Cal Poly (RV/RV)	30-19, 31-29, 21-30, 30-28
Sept. 19	L	at Texas (20/25) *	28-30, 28-30, 32-34
Sept. 22	L	Colorado (20/RV) *	25-30, 30-27, 26-30, 29-31
Sept. 26	L	at Texas A&M (RV/15) *	19-30, 25-30, 23-30
Sept. 29	L	Nebraska (RV/1) *	29-31, 21-30, 18-30
Oct. 5	W	at Iowa State (RV/NR) *	30-16, 30-18, 30-20
Oct. 6	W	at Missouri (RV/RV) *	25-30, 30-21, 30-21, 30-27
Oct. 10	W	Oklahoma (RV/NR) *	30-25, 30-20, 30-21
Oct. 13	L	at Kansas State (RV/RV) *	15-30, 23-30, 30-22, 30-26, 11-15
Oct. 17	L	Texas Tech (RV/NR) *	32-34, 29-31, 31-29, 30-28, 17-19
Oct. 20	W	at Kansas (RV/NR) *	34-32, 28-30, 35-33, 28-30, 15-10
Oct. 22	W	Southwest Texas (RV/NR)	30-19, 30-28, 30-19
Oct. 24	W	Iowa State (RV/NR) *	30-25, 30-27, 30-23
Oct. 27	W	Texas (RV/RV) *	27-30, 30-27, 30-22, 17-30, 15-10
Oct. 28	W	Kansas (RV/NR) *	30-27, 23-30, 30-23, 28-30, 15-11
Oct. 31	L	at Colorado (RV/22) *	30-23, 30-27, 22-30, 26-30, 13-15
Nov. 3	L	Texas A&M (RV/14) *	31-33, 31-33, 26-30
Nov. 7	W	at Oklahoma (RV/NR) *	30-21, 30-17, 30-25
Nov. 14	L	Kansas State (RV/22) *	25-30, 32-34, 27-30
Nov. 17	L	at Nebraska (RV/2) *	30-28, 26-30, 26-30, 19-30
Nov. 21	L	at Texas Tech (RV/NR) *	30-26, 28-30, 29-31, 30-20, 9-15
Nov. 24	W	Missouri (RV/RV) *	30-23, 30-23, 29-31, 22-30, 15-11
Nov. 30	L	at Colorado State (RV/9) \$	21-30, 30-23, 24-30, 24-30

! - Nokia Sugar Bowl Classic (New Orleans, La.) 1st  
 # - Baylor Classic (Waco, Texas) 1st  
 \$ - NCAA Tournament (Fort Collins, Colo.) 1st Round

### ALL-TIME NCAA TOURNAMENT STATISTICS

PLAYER	GP-MP	K	E	TA	Pct.	A	SA	SE	RE	D	BS-BA	TB	KPG	APG	SAPG	DPG	BPG	PTS.
Dana Atkinson	7-2	1	3	6	.333	3	1	1	3	23	0-1	1	0.14	0.43	0.14	3.29	0.14	3.0
Kirsten Berg	7-2	15	5	26	.385	1	0	1	0	5	0-8	8	2.14	0.14	0.00	0.71	1.14	23.0
Dana Chuha	11-3	3	2	18	.056	183	1	4	0	19	0-6	6	0.27	16.64	0.09	1.73	0.55	10.0
Tatiana Kenon	11-3	28	12	67	.239	2	0	1	1	6	0-5	5	2.55	0.18	0.00	0.55	0.45	33.0
Laura Daniela Lloreda	4-1	9	5	21	.190	0	0	0	3	8	2-0	2	2.25	0.00	0.00	2.00	0.50	11.0
Jillian Mazzarella	4-1	0	0	0	.000	0	0	0	0	1	0-0	0	0.00	0.00	0.00	0.25	0.00	0.0
Stevie Nicholas	4-1	26	8	50	.360	0	3	4	0	6	0-0	0	6.50	0.00	0.75	1.50	0.00	29.0
Sunny Nicholas	11-3	25	14	64	.172	1	1	9	4	22	0-8	8	2.27	0.09	0.09	2.00	0.73	34.0
Elisha Polk	7-2	48	22	115	.226	1	0	1	2	40	0-3	3	7.14	0.14	0.00	5.71	0.43	51.0
Tisha Schwartz	4-1	7	4	19	.158	0	0	0	0	1	0-1	1	1.75	0.00	0.00	0.25	0.25	8.0
Kimmy Scott	11-3	0	0	0	.000	3	1	2	3	13	0-0	0	0.00	0.27	0.09	1.18	0.00	1.0
Carol Selman	2-1	4	1	6	.500	0	0	0	0	0	0-1	1	2.00	0.00	0.00	0.00	0.50	5.0
Margo Singley	2-1	0	0	0	.000	0	0	0	0	1	0-0	0	0.00	0.00	0.00	0.50	0.00	0.0
Kia Young	7-2	37	16	99	.212	0	2	1	0	25	3-6	9	5.29	0.00	0.29	3.57	1.29	48.0

### BAYLOR NCAA TOURNAMENT RECORDS

#### KILLS

Match, 3 games: 16, Elisha Polk at Penn State (12-4-99)  
 Match, 4 games: 32, Elisha Polk vs. Temple (12-3-99)  
 Tournament: 48, Elisha Polk (1999)

#### TOTAL ATTEMPTS

Match, 3 games: 40, Elisha Polk at Penn State (12-4-99)  
 Match, 4 games: 75, Elisha Polk vs. Temple (12-3-99)  
 Tournament: 115, Elisha Polk (1999)

#### ATTACKING PERCENTAGE (min. 10 attempts)

Match, 3 games: .211, Tatiana Kenon at Penn State (12-4-99)  
 Match, 4 games: .529, Kirsten Berg vs. Temple (12-3-99)  
 Tournament: .385, Kirsten Berg (1999)

#### ASSISTS

Match, 3 games: 37, Dana Chuha at Penn State (12-4-99)  
 Match, 4 games: 94, Dana Chuha vs. Temple (12-3-99)  
 Tournament: 131, Dana Chuha (1999)

#### SERVICE ACES

Match, 3 games: 2, Kia Young at Penn State (12-4-99)  
 Match, 4 games: 3, Stevie Nicholas at Colorado St. (11-30-01)  
 Tournament: 3, Stevie Nicholas (2001)

#### DIGS

Match, 3 games: 16, Elisha Polk at Penn State (12-4-99)  
 Match, 4 games: 24, Elisha Polk vs. Temple (12-3-99)  
 Tournament: 40, Elisha Polk (1999)

#### TOTAL BLOCKS

Match, 3 games: 3, three players  
 Match, 4 games: 7, Kia Young vs. Temple (12-3-99)  
 Tournament: 9, Kia Young (1999)

#### POINTS

Match, 3 games: 17, Elisha Polk at Penn State (12-4-99)  
 Match, 4 games: 34, Elisha Polk vs. Temple (12-3-99);  
 Kia Young vs. Temple (12-3-99)  
 Tournament: 51.0, Elisha Polk (1999)

# National Honors

## USA Volleyball

### A2 National Team

2002 Stevie Nicholas Phase II

### USA Volleyball Select Team

2005 Emily Huston

### U.S. Junior National Team

1999 Stevie Nicholas  
2002 Emily Huston

### U.S. Youth National Team

1998 Stevie Nicholas  
2001 Desiree Guilliard-Young

## Volleyball Magazine

### Fab 50 Signees

2000 Stevie Nicholas  
Tisha Schwartz  
Amy Wallace

### NIVC All-Tournament

1993 Jenny DeLue first team  
Brenda Kunz first team

### AVCA National Player of the Week

1999 Tatiana Kenon Nov. 1

## CORY SIVERTSON



### AVCA All-South Region/ District V/Central Region

1992 Cory Sivertson second team  
1993 Cory Sivertson second team  
1994 Cory Sivertson second team  
1999 Elisha Polk first team  
Kia Young first team  
2001 Stevie Nicholas first team

### AVCA Region Freshman of the Year

2000 Stevie Nicholas Central Region

### Regular Season Tournament MVPs

1992 Cory Sivertson Valparaiso Tournament  
Jenny DeLue American Airlines Classic  
1993 Cory Sivertson Kansas State Invitational  
Cory Sivertson American Airlines Classic  
1996 Sharon Pratt Dr Pepper/  
American Airlines Classic  
Elisha Polk (offense) Dr Pepper/  
American Airlines Classic  
1997 Elisha Polk UNT Mean Green Classic  
1999 Elisha Polk Arkansas State Classic  
Kia Young Baylor Classic  
2000 Stevie Nicholas Crowne Plaza Invitational  
2001 Stevie Nicholas Nokia Sugar Bowl Classic  
Stevie Nicholas Baylor Classic  
2002 Stevie Nicholas Rhode Island Classic  
2002 Stevie Nicholas Baylor Classic (co-MVP)  
Tisha Schwartz Baylor Classic (co-MVP)  
2003 Tisha Schwartz Hampton Inn/JU Classic  
2004 Desiree Guilliard-Young Sam Houston St.

### Academic All-America

1999 Kia Young third team

### Academic All-District VI


1999 Kia Young first team  
Elisha Polk second team  
2001 Sunny Nicholas first team  
2003 Emily Huston third team  
2004 Nicole LeBlanc third team



**TISHA SCHWARTZ**



**TATIANA KENON**



**STEVIE NICHOLAS**

# Conference Honors

## All-Conference

### Southwest Conference

1985	Susie O'Malley	second team
1986	Jana Ranly	second team
1987	Jana Ranly	first team
1988	Jana Ranly	first team
1992	Cory Sivertson	first team
	Heather Williams	second team
1993	Cory Sivertson	second team
1994	Cory Sivertson	second team
1995	D'Ann Arthur	second team

### Big 12 Conference

1998	Elisha Polk	first team
1999	Elisha Polk	first team
	Kia Young	first team
2000	Stevie Nicholas	first team
2001	Stevie Nicholas	first team
	Dana Chuha	honorable mention
2002	Tisha Schwartz	honorable mention
2003	Tisha Schwartz	honorable mention
2004	Desiree Guillard-Young	honorable mention

## Conference Coach of the Year

### Southwest Conference

1991	Tom Sonnichsen
------	----------------

## Conference Freshman of the Year

### Southwest Conference

1991	Cory Sivertson
------	----------------

### Big 12 Conference

2000	Stevie Nicholas
------	-----------------



**JANA RANLY**


## Academic All-Conference

### Southwest Conference

1987	Shelly Keyes	first team
1989	Dawn Martin	first team
1990	Dawn Martin	first team
1991	Kathi Jones	first team
1993	Brenda Kunz	first team
1994	Cory Sivertson	first team

### Big 12 Conference

1996	Jenny Haag	first team
	Lena Kaer	first team
	Elisha Polk	first team
	Sharon Pratt	first team
	Kia Young	first team
	Sarah Sivertson	honorable mention
1997	Lena Kaer	first team
	Elisha Polk	first team
	Sarah Sivertson	first team
	Kia Young	first team
	Nicole DeNault	honorable mention
1998	Dana Atkinson	first team
	Elisha Polk	first team
	Sarah Sivertson	first team
	Kia Young	first team
	Kimmy Scott	honorable mention
1999	Dana Atkinson	first team
	Sunny Nicholas	first team
	Elisha Polk	first team
	Kia Young	first team
	Kimmy Scott	honorable mention
2000	Dana Atkinson	first team
	Sunny Nicholas	first team
	Margo Singley	first team
	Kirsten Berg	second team
	Dana Chuha	second team
	Kimmy Scott	second team
2001	Sunny Nicholas	first team
	Carol Selman	first team
	Dana Chuha	second team
	Stevie Nicholas	second team
	Kimmy Scott	second team
2002	Kara Kennedy	first team
2003	Emily Huston	first team
	Stevie Nicholas	second team
2004	Nicole LeBlanc	first team
	Kristen Schramek	first team
	Adeline Meira	second team
2005	Emily Huston	first team
	Nicole LeBlanc	first team
	Amanda Modglin	first team
	Kristen Schramek	first team



**ELISHA POLK**


## Conference Player of the Week

### Southwest Conference

1990	Kathi Jones	Oct. 9
1991	Kathi Jones	Oct. 8
1993	Cory Sivertson	Sept. 16
1994	Sharon Pratt	Sept. 26

### Big 12 Conference

1996	Sharon Pratt	Nov. 18
1997	Elisha Polk	Sept. 22
1998	Elisha Polk	Nov. 9
1999	Kia Young	Sept. 20
	Tatiana Kenon	Nov. 1
	Elisha Polk	Nov. 29
2000	Stevie Nicholas	Sept. 18
2003	Andrea Vakulya	Nov. 10
2005	Desiree Guillard-Young	Oct. 24



**HEATHER WILLIAMS**

# Year-By-Year Results

**Margaret  
WOODDY**

**1978**  
22-20 (.524)



**1978** 22-20  
H: 6-1 A: 4-2 N: 12-17

9/14	L	at Texas	10-15, 1-15, 8-15
9/18	L	at UT-Arlington	5-15, 10-15
9/18	W	Texas Wesleyan	15-8, 15-10
9/23	L	vs. UTEP!	17-15, 11-15, 11-15
9/23	W	vs. St. Mary's!	15-10, 15-8
9/24	W	at Sul Ross State!	15-11, 15-9
9/24	L	vs. Angelo State!	11-15, 11-15
9/29	L	at Texas Woman's#	12-15, 14-16
9/29	W	vs. St. Phillips#	15-9, 10-15, 16-14
9/30	W	vs. Texas Lutheran#	15-11, 15-13
9/30	W	vs. East Texas State#	11-15, 15-11, 15-6, 15-10
9/30	W	vs. Sam Houston State#	15-12, 15-10, 15-4
10/3	W	Howard Payne	15-0, 15-9, 12-15, 15-5
10/6	W	vs. Central State\$	15-8, 15-0
10/6	W	vs. Tulsa\$	15-7, 15-12
10/7	L	vs. Sam Houston State\$	8-15, 15-13, 13-15
10/7	W	vs. Oral Roberts\$	8-15, 15-9, 15-7
10/7	L	vs. Sam Houston State\$	12-15, 8-15, 15-17
10/17	W	Hardin Simmons	15-10, 16-14
10/17	W	Howard Payne	15-9, 15-4
10/20	L	vs. Houston %	11-15, 8-15
10/20	W	vs. Alvin JC %	15-9, 7-15, 15-8
10/21	W	vs. Stephen F. Austin%	8-15, 15-5, 15-5
10/21	L	vs. Texas Lutheran%	7-15, 15-7, 3-15
10/21	L	vs. Lamar%	15-3, 5-15, 14-16
10/24	W	Texas Wesleyan	15-13, 15-11, 15-13
10/26	L	Texas	15-8, 1-15, 7-15, 3-15
10/27	W	at Southwestern	15-6, 16-14, 15-13
10/28	W	vs. Rice^	15-12, 9-15, 15-9
10/28	L	vs. Texas Woman's^	11-15, 7-15
10/29	L	vs. Texas State^	15-17, 15-9, 9-15
10/29	W	at Stephen F. Austin^	15-9, 7-15, 15-1
10/29	L	vs. East Texas State^	12-15, 11-15
10/31	W	Tarleton State	15-12, 15-6, 15-0
11/2	W	vs. Stephen F. Austin!!	15-7, 15-13
11/3	L	vs. Lamar!!	5-15, 7-15
11/3	L	vs. Lamar!!	9-15, 7-15
11/4	W	vs. Texas Tech!!	15-10, 15-12
11/4	L	vs. Texas!!	2-15, 5-15
11/16	L	vs. Texas##	6-15, 15-4, 8-15
11/18	L	vs. Lamar##	10-15, 16-14, 2-15
11/18	L	vs. Tulane##	11-15, 8-15

! - Sul Ross State Invitational (Alpine, Texas)  
# - Texas Woman's University Invitational (Denton, Texas)  
\$ - Oklahoma State Invitational (Stillwater, Okla.)  
% - Sam Houston State Invitational (Huntsville, Texas)  
^ - Stephen F. Austin Invitational (Nacogdoches, Texas)  
!! - Texas AIAW Tournament (Houston, Texas)  
## - AIAW Region 4 Tournament (Arlington, Texas)

**Judy  
JENKINS**

**1979-1980**  
47-54 (.465)



**1979** 26-29  
H: 5-5 A: 3-4 N: 12-17

9/11	L	at Texas	7-15, 9-15, 6-15
9/18	W	at East Texas State	15-11, 17-16
9/18	W	Texas Woman's	15-12, 15-9
9/22	L	vs. Stephen F. Austin!	7-15, 8-15, 15-16, 15-6, 10-15
9/22	W	vs. Wharton County JC!	15-10, 8-15, 10-15, 15-5, 15-7
9/22	W	at Sam Houston State!	15-7, 6-15, 15-9, 4-15, 15-7
9/25	W	Texas Wesleyan	15-8, 16-14
9/26	L	at UT-Arlington	1-15, 2-15
9/28	L	vs. Texas State#	5-15, 2-15
9/28	W	vs. East Texas State#	15-10, 15-12
9/29	L	vs. Azusa#	8-15, 11-15
9/29	L	vs. North Texas#	11-15, 10-15
10/2	W	at Texas Wesleyan	17-11, 15-9
10/2	L	at Mary Hardin-Baylor	11-15, 9-15
10/5	W	vs. Central State\$	15-5, 15-6
10/5	W	vs. Midwestern State\$	15-10, 15-2
10/5	W	vs. Kansas Newman\$	15-11, 15-12
10/6	W	vs. Lubbock Christian\$	15-6, 15-5
10/6	L	vs. Oral Roberts\$	7-15, 10-15
10/6	W	vs. Cameron\$	4-15, 15-13, 15-10
10/9	L	UT-Arlington	4-15, 10-15
10/9	L	Texas	7-15, 14-16
10/12	L	vs. Oral Roberts%	8-15, 7-15
10/12	W	vs. Pittsburgh%	15-5, 15-6
10/13	W	vs. Texas A&M%	18-16, 13-15, 15-9
10/13	L	vs. Illinois%	3-15, 3-15
10/13	L	vs. Sam Houston State%	5-15, 4-15
10/16	W	Texas Woman's	3-15, 13-15, 15-10, 15-10, 15-13
10/19	L	at Sam Houston State^	14-15, 6-15
10/19	W	vs. West Texas State^	16-18, 15-6, 15-8
10/19	L	vs. Southwestern^	13-15, 15-8, 15-10
10/20	W	vs. Lee College^	15-7, 16-14
10/20	W	vs. East Texas State^	15-11, 15-4
10/20	L	vs. Texas^	7-15, 10-15
10/20	L	vs. St. Phillips^	15-13, 10-15, 10-15
10/23	L	Texas State	8-15, 5-15
10/23	L	Mary Hardin-Baylor	13-15, 13-15
10/30	L	East Texas State	7-15, 11-15
10/30	W	Texas Woman's	15-11, 15-0
11/2	W	vs. Rice!!	15-10, 15-8
11/2	L	vs. Southwestern!!	10-15, 12-15
11/2	W	vs. Midwestern!!	15-5, 16-14
11/3	L	vs. Texas State!!	5-15, 2-15
11/3	L	vs. Sam Houston State!!	9-15, 15-9, 14-16
11/9	W	vs. Stephen F. Austin##	15-10, 7-15, 15-11
11/9	L	vs. Texas Tech##	3-15, 10-15
11/9	W	vs. Wichita State##	15-4, 15-9
11/10	W	at Oklahoma State##	15-4, 15-8
11/10	L	vs. Texas Tech##	8-15, 8-15
11/10	L	vs. Oklahoma##	6-15, 15-13, 15-9
11/15	L	vs. Texas Lutheran\$\$	6-15, 7-15, 13-15
11/15	L	vs. Southwestern\$\$	11-15, 13-15
11/16	L	vs. Sam Houston State\$\$	6-15, 9-15
11/16	W	vs. Arkansas State\$\$	15-12, 13-15, 15-12
11/17	W	vs. Stephen F. Austin\$\$	15-10, 7-15, 15-11

! - Sam Houston State Round Robin (Huntsville, Texas)  
# - Texas Woman's University Invitational (Denton, Texas)  
\$ - Oklahoma State Invitational (Stillwater, Texas)  
% - Houston Invitational (Houston, Texas)  
^ - Sam Houston State Invitational (Huntsville, Texas)  
!! - Texas AIAW Tournament (Austin, Texas)  
## - Oral Roberts Invitational (Tulsa, Okla.)  
\$\$ - AIAW Region 4 Tournament (Arlington, Texas)

**1980**

**21-29-1**  
H: 5-3 A: 4-10 N: 12-16-1

9/12	L	vs. Southwestern!	5-15, 9-15, 11-15
9/12	W	vs. Stephen F. Austin!	15-12, 12-15, 15-7, 15-6
9/13	L	at Sam Houston State!	5-15, 15-6, 8-15, 9-15
9/13	L	vs. Rice!	9-15, 12-15, 9-15
9/16	W	at East Texas State	15-9, 15-6
9/16	W	at Texas Woman's	15-7, 18-16
9/19	W	vs. Emporia State#	15-6, 5-1
9/19	L	vs. Saint Louis#	10-15, 15-6, 5-15
9/19	L	vs. Lamar#	1-15, 10-15
9/19	W	vs. LSU#	8-15, 16-14, 15-11
9/20	L	vs. Iowa State#	11-15, 13-15
9/20	L	vs. Sam Houston State#	9-15, 12-15
9/20	L	vs. West Texas State#	14-16, 15-10, 6-15
9/23	L	Southwestern	11-15, 13-15, 8-15
9/26	L	vs. Oral Roberts\$	5-15, 3-15, 6-15
9/26	L	at Texas Woman's\$	11-15, 15-11, 10-15, 6-15
9/27	L	vs. Stephen F. Austin\$	15-12, 9-15, 10-15, 11-15
9/30	L	at Stephen F. Austin	15-13, 15-11, 11-15, 9-15, 10-15
10/3	W	vs. San Antonio College%	15-6, 16-14
10/3	W	vs. Texas Wesleyan%	15-10, 15-5
10/4	T	vs. Texas State%	15-5, 10-15
10/4	L	vs. Sam Houston State%	8-15, 7-15
10/7	W	at Midwestern	15-0, 15-2
10/8	L	at Texas Wesleyan	9-15, 15-10, 14-16
10/11	W	vs. Texas A&I^	15-7, 15-10
10/11	W	vs. Howard Payne^	15-8, 15-5
10/11	L	at Mary Hardin-Baylor^	16-15, 2-15
10/14	L	East Texas State	15-5, 10-15, 12-15
10/14	W	Howard Payne	15-5, 15-7
10/17	W	vs. East Texas State!!	15-10, 15-13
10/17	W	vs. Southwestern!!	15-12, 13-15, 15-11
10/17	L	vs. St. Phillips!!	4-15, 9-15
10/18	W	vs. Rice!!	14-16, 15-4, 15-10
10/18	L	at Sam Houston State!!	9-15, 4-15
10/18	W	vs. Stephen F. Austin!!	15-7, 15-4
10/18	L	vs. St. Phillips!!	16-14, 14-16, 15-17
10/21	L	at Southwestern	5-15, 17-15, 9-15
10/21	L	at Texas Lutheran	2-15, 10-15
10/28	W	at Midwestern	14-15, 15-4, 15-1
10/28	W	at Howard Payne	15-12, 15-11
10/30	L	Texas Wesleyan	15-10, 11-15, 6-15, 13-15
11/1	W	Mary Hardin-Baylor##	12-15, 15-4, 15-3
11/1	W	Stephen F. Austin##	15-5, 15-12
11/1	W	Howard Payne##	15-6, 15-12
11/7	L	vs. Texas State\$\$	13-15, 12-15
11/7	L	vs. Angelo State\$\$	5-15, 8-15
11/8	W	vs. Abilene Christian\$\$	8-15, 15-7, 15-9
12/5	L	at Texas Tech%%	6-15, 3-15
12/5	L	vs. Texas%%	1-15, 3-15
12/5	L	vs. Texas A&M%%	14-16, 4-15
12/6	L	at Texas Tech%%	3-15, 15-12, 3-15, 10-15

! - Sam Houston State Round Robin (Huntsville, Texas)  
# - Oral Roberts Invitational (Tulsa, Okla.)  
\$ - Texas Woman's University Invitational (Denton, Texas)  
% - Angelo State Invitational (San Angelo, Texas)  
^ - Mary Hardin-Baylor Invitational (Belton, Texas)  
!! - Sam Houston State Invitational (Huntsville, Texas)  
## - Baylor Invitational (Waco, Texas)  
\$\$ - Texas AIAW Tournament (College Station, Texas)  
%% - Southwest Conference Tournament (Lubbock, Texas) 4th

# Year-By-Year Results

## Marcy MATTIES

1981  
13-21 (.382)



**1981 13-21**  
H: 3-4 A: 5-7 N: 5-10

9/5	L	vs. San Jacinto JC!	6-15, 15-9, 9-15
9/5	L	at Stephen F. Austin!	0-15, 12-15
9/5	L	vs. Texas Wesleyan!	7-15, 10-15
9/5	W	vs. Southern Arkansas!	15-10, 15-4
9/17	L	East Texas State	13-15, 10-15
9/17	L	Sam Houston State	9-15, 13-15
9/18	L	vs. Miami (Fla.)#	9-15, 9-15
9/18	L	vs. Florida State#	4-15, 1-15
9/18	L	at Alabama#	6-15, 8-15
9/19	L	vs. Georgia#	6-15, 8-15
9/19	L	vs. Minnesota#	1-15, 10-15
9/22	W	Mary Hardin-Baylor	15-9, 15-12, 15-8
9/29	L	at Southwestern	4-15, 12-15
9/29	L	at Concordia Lutheran	12-15, 12-15, 11-15
10/1	L	at Oklahoma City	6-15, 10-15, 16-14, 13-15
10/2	W	vs. Bethany Nazarene\$	15-7, 15-9
10/2	L	vs. Bethel College\$	8-15, 12-15
10/3	L	vs. Bethany Nazarene\$	8-15, 4-15
10/3	L	vs. North Texas\$	11-15, 6-15
10/6	W	at Mary Hardin-Baylor	15-10, 15-10
10/6	W	at Texas Wesleyan	13-15, 15-8, 15-11
10/7	W	at Stephen F. Austin	16-14, 18-16, 15-10
10/7	L	at Texas Wesleyan	12-15, 3-15
10/15	L	Southwestern	4-15, 2-15
10/15	W	Texas Wesleyan	15-8, 15-13
10/16	W	vs. West Texas State%	16-14, 15-11
10/16	W	at Sam Houston State%	15-8, 15-3
10/16	W	vs. Texas A&I%	15-8, 15-10
10/17	W	vs. Wharton County JC%	9-15, 15-1, 15-3
10/17	L	vs. Rice%	5-15, 10-15
10/20	W	Stephen F. Austin	15-11, 13-15, 15-6
10/20	L	North Texas	16-14, 7-15, 6-15
10/21	L	at East Texas State	10-15, 11-15
10/21	W	at Southern Arkansas	15-1, 15-10

! - Stephen F. Austin Invitational (Nacogdoches, Texas)  
# - Alabama Invitational (Tuscaloosa, Ala.)  
\$ - Tulsa Invitational (Tulsa, Okla.)  
% - Sam Houston State Round Robin (Huntsville, Texas)

## Jacki SWAIM

1982  
3-40 (.070)  
0-10 SWG (.000)



**1982 3-40 (SWG 0-10, 6th)**  
H: 0-9 A: 1-13 N: 2-18

9/2	L	Principia College	12-15, 9-15, 14-16
9/4	L	at Stephen F. Austin!	13-15, 15-1, 9-15
9/4	W	vs. Southern Arkansas!	15-13, 15-7
9/4	W	vs. San Jacinto JC!	20-18, 15-10
9/4	L	vs. Sam Houston State!	9-15, 12-15
9/4	L	vs. East Texas State!	10-15, 5-15
9/7	L	vs. Southwestern#	7-15, 11-15
9/7	W	at Mary Hardin-Baylor#	15-5, 3-15, 15-10
9/14	L	at North Texas	15-11, 5-15, 12-15, 15-11, 13-15
9/23	L	Concordia Lutheran	12-15, 14-16, 15-7, 14-16
9/30	L	Mary Hardin-Baylor	15-5, 4-15, 15-17, 17-15, 5-15
10/1	L	vs. Southwestern State\$	5-15, 9-15

10/1	L	vs. Texas Wesleyan\$	15-12, 11-15, 7-15
10/1	L	at Angelo State\$	5-15, 3-15
10/1	L	vs. Texas Lutheran\$	3-15, 5-15
10/1	L	vs. Sul Ross State\$	11-15, 15-8, 10-15
10/8	L	Texas Wesleyan	10-15, 14-16, 12-15
10/11	L	Houston*	2-15, 7-15, 9-15
10/13	L	Rice*	10-15, 7-15, 5-15
10/15	L	vs. Concordia Lutheran%	14-16, 8-15
10/15	L	vs. New Orleans%	6-15, 5-15
10/16	L	vs. Texas Wesleyan%	13-15, 18-16, 12-15
10/16	L	vs. Texas State%	4-15, 15-17
10/16	L	at Sam Houston State%	12-15, 6-15
10/19	L	vs. Angelo State^	2-15, 9-15
10/19	L	at Southwestern^	5-15, 4-15
10/20	L	vs. Angelo State!!	2-15, 0-15
10/20	L	at Concordia Lutheran!!	13-15, 6-15
10/22	L	vs. St. Mary's##	14-16, 9-15
10/22	L	at Texas Wesleyan##	15-5, 5-15, 7-15
10/22	L	vs. Angelo State##	3-15, 0-15
10/22	L	vs. Southwestern##	3-15, 14-16
10/25	L	Texas A&M* (NR/19)	2-15, 4-15, 6-15
10/27	L	at Texas* (NR/18)	10-15, 2-15, 1-15
11/1	L	at Texas Tech*	1-15, 3-15, 2-15
11/6	L	at Stephen F. Austin\$\$	9-15, 6-15
11/6	L	vs. Sam Houston State\$\$	3-15, 6-15
11/6	L	vs. Texas Woman's\$\$	10-15, 16-14, 11-15
11/9	L	at Rice*	1-15, 3-15, 5-15
11/10	L	at Houston*	11-15, 3-15, 1-15
11/15	L	at Texas A&M* (NR/18)*	7-15, 3-15, 3-15
11/17	L	Texas* (NR/20)	4-15, 2-15, 9-15
11/22	L	Texas Tech*	8-15, 2-15, 6-15

! - Stephen F. Austin Classic Invitational (Nacogdoches, Texas)  
# - Mary Hardin-Baylor Tri-Match (Belton, Texas)  
\$ - Angelo State Invitational (San Angelo, Texas)  
% - Sam Houston State Round Robin (Huntsville, Texas)  
^ - Southwestern Tri-Match (Georgetown, Texas)  
!! - Concordia Lutheran Tri-Match (Austin, Texas)  
## - Texas Wesleyan Invitational (Fort Worth, Texas)  
\$\$ - Stephen F. Austin Classic (Nacogdoches, Texas)

## Mitch CASTEEL

1983-1988  
55-124 (.307)  
4-56 SWG (.067)



**1983 10-22 (SWG 0-10, 6th)**  
H: 2-8 A: 3-10 N: 5-4

9/1	L	at Texas Wesleyan	5-15, 15-11, 15-9, 11-15, 4-15
9/8	L	at Concordia Lutheran	15-8, 11-15, 12-15, 12-15
9/13	L	North Texas	7-15, 15-12, 12-15, 15-12, 9-15
9/15	W	at McMurray	15-7, 11-15, 15-8
9/15	L	at Mary Hardin-Baylor	13-15, 15-13, 14-16
9/16	W	vs. UT-Pan American!	15-6, 10-15, 15-8
9/16	W	vs. McMurray!	15-3, 15-4
9/16	W	at Incarnate Word!	15-8, 15-7
9/16	L	vs. Bishop!	15-2, 14-16, 13-15
9/17	W	vs. Trinity!	11-15, 15-10, 15-7
9/17	L	vs. Texas Women's!	4-15, 8-15, 12-15
9/20	W	at Stephen F. Austin	8-15, 15-10, 15-13, 15-6
9/22	W	Texas Wesleyan	10-15, 15-7, 15-5, 15-6
9/27	L	Mary Hardin-Baylor	1-15, 15-11, 6-15, 18-16, 15-17
9/29	L	East Texas State	14-16, 5-15
9/29	W	Concordia Lutheran	15-6, 9-15, 16-14
10/3	L	at Houston*	11-15, 13-15, 6-15
10/5	L	Texas Tech*	1-15, 4-15, 9-15
10/7	W	vs. Tarleton State#	2-15, 9-15
10/7	W	vs. Eastfield JC#	4-15, 7-15
10/8	L	vs. North Texas#	15-17, 15-12, 7-15
10/8	L	vs. Trinity#	13-15, 16-14, 13-15
10/8	L	at Texas Women's#	13-15, 12-15, 11-15
10/10	L	at Rice*	3-15, 5-15, 10-15
10/12	L	Texas A&M*	1-15, 6-15, 8-15
10/17	L	Texas* (NR/11)	4-15, 4-15, 6-15
10/19	L	at North Texas	9-15, 10-15, 14-16

10/24	L	at Texas A&M*	11-15, 2-15, 1-15
10/26	L	Houston*	9-15, 15-13, 6-15, 4-15
10/31	L	at Texas Tech*	6-15, 8-15, 8-15
11/2	L	Rice*	14-16, 8-15, 10-15
11/14	L	at Texas* (NR/11)	2-15, 0-15, 5-15

! - Incarnate Word Invitational (San Antonio, Texas)

**1984 6-23 (SWG 0-10, 6th)**  
H: 4-9 A: 2-11 N: 0-3

# - Texas Women's University Invitational (Denton, Texas)

9/4	L	at Hardin Simmons	15-11, 15-11, 5-15, 13-15, 10-15
9/4	L	at Abilene Christian	10-15, 11-15
9/6	W	Mary Hardin-Baylor	15-9, 11-15, 15-11, 9-15, 15-10
9/7	L	vs. Rice!	7-15, 3-15, 11-15
9/7	L	vs. Tulsa!	6-15, 15-9, 12-15, 15-9, 5-15
9/8	L	vs. Texas State!	7-15, 16-14, 6-15, 15-10, 8-15
9/8	L	at UT-Arlington!	10-15, 10-15, 3-15
9/10	W	at Concordia Lutheran	15-7, 15-13, 15-10
9/12	W	Texas Wesleyan	15-6, 15-2, 15-9
9/14	W	Stephen F. Austin	15-11, 15-7, 15-11
9/15	L	Iowa State	15-10, 7-15, 6-15, 11-15
9/21	L	at Oklahoma	1-15, 1-15, 2-15
9/24	L	Texas State	13-15, 15-12, 9-15, 15-10, 8-15
9/26	L	at UT-Arlington	4-15, 3-15, 12-15
10/1	L	at Texas A&M*	2-15, 3-15, 10-15
10/8	L	at Rice*	12-15, 5-15, 7-15
10/11	L	Oklahoma	5-15, 8-15, 9-15
10/17	L	Texas Tech*	10-15, 8-15, 13-15
10/19	L	Oral Roberts	15-13, 8-15, 9-15, 8-15
10/22	L	at Texas State	6-15, 15-12, 14-16, 9-15
10/24	L	at Houston*	6-15, 8-15, 6-15
10/31	L	Texas A&M*	1-15, 6-15, 9-15
11/2	L	at Texas Tech*	0-15, 4-15, 13-15
11/5	L	Houston*	15-9, 11-15, 8-15, 4-15
11/8	W	at North Texas	15-10, 13-15, 15-8, 15-6
11/10	W	Northern Arizona	15-10, 15-13, 12-15, 15-11
11/12	L	Texas* (NR/10)	16-14, 1-15, 2-15, 2-15
11/14	L	Rice*	6-15, 5-15, 15-5, 15-9, 13-15
11/15	L	at Texas* (NR/11)	3-15, 6-15, 2-15

! - UT-Arlington Invitational (Arlington, Texas)

**1985 12-19 (SWG 2-8, 5th)**  
H: 4-9 A: 6-7 N: 2-3

9/6	W	Texas A&I	15-13, 16-14, 15-12
9/6	W	Abilene Christian	12-15, 16-14, 15-11, 15-7
9/9	L	Texas State	13-15, 7-15, 7-15
9/12	L	at New Mexico State	10-15, 15-6, 2-15, 16-18
9/12	L	at UTEP!	12-15, 2-15, 5-15
9/13	W	vs. Northern Arizona!	7-15, 15-2, 6-15, 12-15
9/13	L	vs. Eastern New Mexico!	6-15, 15-6, 15-9, 15-10
9/13	L	vs. Kansas!	12-15, 12-15, 11-15
9/17	W	at Stephen F. Austin	15-11, 15-12, 14-16, 10-15, 15-10
9/19	W	at North Texas	15-10, 15-10, 17-15
9/20	W	Hardin Simmons	15-8, 15-6, 15-2
9/27	L	vs. UT-Pan American#	15-9, 16-18, 9-15, 11-15
9/27	W	vs. Alaska-Anchorage#	15-13, 15-17, 14-16
9/27	L	at Texas-Arlington#	3-15, 7-15, 15-17
9/30	L	Concordia Lutheran	15-4, 10-15, 12-15, 12-15
10/3	W	Rice*	15-12, 10-15, 15-11, 15-17, 15-12
10/7	W	at UT-San Antonio	15-13, 15-11, 15-11, 15-11
10/9	L	Texas* (NR/9)	7-15, 6-15, 13-15
10/14	L	Texas Tech*	14-15, 12-15, 5-15
10/17	L	Houston*	9-15, 4-15, 15-11, 15-13, 5-15
10/18	L	Missouri State	8-15, 10-15, 9-15
10/23	L	Texas A&M* (NR/19)	8-15, 5-15, 3-15
10/28	L	at Texas State	12-15, 13-15, 17-15, 12-15
10/31	W	at Rice*	15-8, 9-15, 7-15, 15-10, 16-14
11/1	L	at Houston*	8-15, 10-15, 7-15
11/5	L	UT-Arlington	15-17, 5-15, 8-15
11/8	L	at Texas Tech*	5-15, 11-15, 7-15
11/12	W	at West Texas State	16-18, 15-8, 15-11, 15-13
11/14	W	Louisville	6-15, 15-12, 19-17, 15-7
11/18	L	at Texas A&M* (NR/20)	3-15, 5-15, 9-15
11/23	L	at Texas* (NR/9)	1-15, 8-15, 6-15

! - UTEP Invitational (El Paso, Texas)

# - UT-Arlington Invitational (Arlington, Texas)

# Year-By-Results

## 1986 8-19 (SWC 0-10, 6th)

H: 4-7 A: 2-9 N: 2-3

9/5	W	at Abilene Christian	9-15, 10-15, 16-14, 15-6, 15-7
9/10	L	at Lamar	9-15, 13-15, 13-15
9/16	W	UT-San Antonio	15-8, 8-15, 15-9, 15-2
9/22	W	North Texas	15-6, 17-15, 17-15
9/25	L	at George Mason	15-13, 5-15, 15-8, 9-15, 10-15
9/26	L	at Maryland!	10-15, 8-15, 14-16
9/26	W	vs. Virginia Commonwealth!	10-15, 15-13, 15-9, 15-12
9/27	W	vs. West Virginia!	15-8, 15-8, 15-8
10/1	W	Sam Houston State	16-14, 15-8, 15-9
10/4	L	New Mexico State	13-15, 12-15, 7-15
10/7	L	at Texas* (NR/8)	5-15, 4-15, 6-15
10/10	W	at Northern Arizona#	15-10, 16-14, 6-15, 6-15, 15-11
10/10	L	vs. New Mexico#	8-15, 11-15, 8-15
10/11	L	vs. Loyola-Marymount#	1-15, 13-15, 7-15
10/11	L	vs. Arizona State# (NR/9)	5-15, 13-15, 12-15
10/13	L	at Texas A&M*	0-15, 10-15, 9-15
10/17	L	at Texas Tech*	15-8, 9-15, 7-15, 4-15
10/21	L	Texas State	3-15, 5-15, 6-15
10/24	L	Texas A&M*	5-15, 13-15, 15-3, 10-15
10/29	L	at Rice*	15-10, 13-15, 10-15, 4-15
10/30	L	at Houston*	3-15, 15-6, 10-15, 12-15
11/1	W	Northern Arizona	14-16, 15-12, 15-8, 15-10
11/4	L	Houston*	16-14, 15-8, 8-15, 7-15, 9-15
11/6	L	Texas Tech	8-15, 14-16, 10-15
11/11	L	Rice*	9-15, 4-15, 8-15
11/14	L	at UT-Arlington	7-15, 8-15, 0-15
11/18	L	Texas* (NR/6)	10-15, 12-15, 15-11, 4-15

! - Maryland Invitational (College Park, Md.) 2nd  
 # - Northern Arizona Invitational (Flagstaff, Ariz.) 2nd

## 1987 11-19 (SWC 1-9, 6th)

H: 6-7 A: 3-9 N: 2-3

9/1	L	East Texas State	14-16, 7-15, 15-13, 11-15
9/4	W	Stephen F. Austin	16-14, 15-10, 8-15, 15-8
9/7	W	at UT-Pan American	15-5, 15-6, 15-11
9/8	W	at UT-San Antonio	15-2, 15-4, 2-15, 15-7
9/11	W	Houston Baptist!	15-6, 15-11, 15-7
9/12	W	Mary Hardin-Baylor!	15-4, 15-9, 9-15, 13-15, 15-9
9/12	W	Oral Roberts!	11-15, 15-13, 15-13, 15-5
9/15	L	UT-Arlington	10-15, 11-15, 11-15
9/21	L	at Texas State	17-19, 5-15, 6-15
9/22	W	Prairie View A&M	15-5, 15-13, 15-12
9/25	W	vs. Arkansas State#	6-15, 15-4, 10-15, 16-14, 15-12
9/26	W	vs. Wichita State#	15-10, 15-7, 17-19, 15-13
9/26	L	at Oklahoma#	6-15, 6-15, 6-15
9/28	L	Texas* (NR/9)	3-15, 14-16, 7-15
10/2	L	at Houston*	8-15, 15-8, 9-15, 5-15
10/3	L	vs. Bradley†	6-15, 4-15, 13-15
10/7	L	at Sam Houston State	12-15, 4-15, 6-15
10/9	L	vs. North Carolina State\$	6-15, 6-15, 6-15
10/10	L	vs. Providence\$	15-6, 9-15, 6-15, 13-15
10/10	L	at Pennsylvania\$	4-15, 12-15, 7-15
10/16	W	Texas A&M*	16-14, 15-13, 11-15, 15-8
10/19	L	Notre Dame	6-15, 6-15, 15-6, 9-15
10/23	L	at Texas Tech*	5-15, 4-15, 2-15
10/28	L	Houston*	5-15, 1-15, 9-15
10/30	L	at Rice*	15-12, 13-15, 6-15, 7-15
11/4	L	at Texas A&M*	8-15, 9-15, 14-16
11/6	L	Texas Tech*	11-15, 10-15, 8-15
11/10	L	Rice*	10-15, 15-15, 13-14
11/12	W	at North Texas	15-7, 15-6, 11-15, 15-9
11/16	L	at Texas* (NR/10)	1-15, 3-15, 8-15

! - Baylor Invitational (Waco, Texas) 1st  
 # - Sooner Invitational (Norman, Okla.) 2nd  
 \$ - Quaker Volleyball Classic (Philadelphia, Pa.) 4th  
 † - Houston, Texas

## 1988 8-22 (SWC 1-9, 6th)

H: 4-8 A: 1-11 N: 3-3

9/1	L	Northwestern	9-15, 5-15, 10-15
9/2	L	at Oklahoma!	4-15, 6-15, 3-15
9/2	L	vs. Missouri State!	15-12, 11-15, 0-15, 14-16
9/3	W	vs. Montana State!	15-3, 17-15, 11-15, 12-15, 15-8
9/8	L	at San Diego	15-9, 6-15, 6-15, 9-15
9/9	L	at UC-Irvine#	6-15, 10-15, 12-15
9/10	W	vs. Loyola Marymount#	15-7, 11-15, 1-15, 16-14, 15-13
9/10	L	vs. Utah State#	6-15, 12-15, 7-15
9/13	L	at UT-Arlington (NR/10)	5-15, 7-15, 1-15
9/17	W	at Stephen F. Austin	15-4, 15-9, 15-11
9/21	L	Oklahoma (NR/20)	16-14, 12-15, 10-15, 12-15
9/27	L	Houston*	2-15, 4-15, 8-15
9/30	W	North Texas	15-5, 7-15, 15-3, 5-15, 15-7
10/3	L	Texas* (NR/5)	8-15, 11-15, 6-15
10/8	L	Texas State	4-15, 15-10, 10-15, 2-15
10/12	W	Texas Tech*	15-6, 15-8, 13-15, 15-4
10/14	L	Texas A&M*	6-15, 12-15, 15-8, 15-13, 12-15
10/15	L	at Texas* (NR/4)	3-15, 6-15, 5-15
10/17	W	Sam Houston State	15-11, 15-9, 18-20, 15-3
10/19	L	at Rice*	15-1, 12-15, 15-11, 7-15, 9-15
10/21	L	at Auburn#	11-15, 7-15, 15-13, 5-15
10/22	W	vs. Florida International\$	15-6, 15-7, 15-7
10/22	L	vs. Cincinnati\$	15-11, 11-15, 1-15, 7-15
10/28	L	at Texas Tech*	11-15, 4-15, 10-15
10/31	W	Prairie View A&M	15-5, 15-10, 8-15, 15-7
11/1	L	UT-San Antonio	15-4, 12-15, 9-15, 9-15
11/4	L	at Houston*	9-15, 8-15, 11-15
11/8	L	at Sam Houston State	16-18, 15-11, 9-15, 14-16
11/10	L	Rice*	18-16, 6-15, 18-20, 13-15
11/19	L	at Texas A&M*	2-15, 5-15, 15-13, 8-15

! - Sooner Invitational (Norman, Okla.) 3rd  
 # - Anteater Invitational (Irvine, Calif.) 3rd  
 \$ - Auburn Tournament (Auburn, Ala.) 3rd

**Tom SONNICHSEN**



1989-1995  
101-150 (.402)  
12-58 SWC (.171)

## 1989 10-22 (SWC 1-9, 6th)

H: 4-8 A: 1-11 N: 3-3

9/1	W	at Louisiana-Monroe	11-15, 15-13, 8-15, 15-2, 15-8
9/2	W	at Louisiana Tech	12-15, 15-7, 15-11, 15-8
9/4	W	Stephen F. Austin	15-8, 15-12, 15-12
9/8	W	at Tulane!	15-4, 15-12, 15-6
9/9	W	vs. South Alabama!	15-7, 11-15, 15-8, 16-14
9/9	W	vs. UTEP!	15-11, 15-7, 9-15, 8-15, 16-14
9/14	W	at UAB	15-11, 18-16, 8-15, 16-14
9/16	L	at Georgia	11-15, 1-15, 7-15
9/20	L	UT-Arlington (NR/15)	14-16, 5-15, 3-15
9/22	W	Louisiana Tech	15-5, 13-15, 15-9, 10-15, 15-13
9/27	L	at UT-San Antonio	7-15, 7-15, 12-15
9/29	L	Texas Tech*	2-15, 2-15, 2-15
10/2	L	at Texas* (NR/9)	5-15, 5-15, 8-15
10/4	L	at Rice*	2-15, 5-15, 10-15
10/6	W	vs. New Orleans#	18-16, 15-13, 8-15, 15-13
10/7	L	at Sam Houston State#	3-15, 15-12, 9-15, 3-15
10/7	L	vs. Louisiana-Lafayette#	15-11, 14-16, 15-5, 4-15, 11-15
10/10	L	Oklahoma%	20-15, 10-15, 4-15
10/13	L	vs. Memphis State†	15-12, 6-15, 6-15, 12-15
10/14	L	vs. Auburn†	11-15, 9-15, 11-15
10/17	L	at Oklahoma	7-15, 8-15, 7-15
10/20	L	Texas A&M*	10-15, 3-15, 7-15
10/24	L	at Houston*	3-15, 3-15, 10-15
10/27	W	at Hardin Simmons	13-15, 12-15, 6-15
10/28	L	vs. UTEP††	9-15, 12-15, 15-6, 15-13, 14-16
10/31	L	Texas* (NR/10)	12-15, 7-15, 4-15
11/3	L	at Texas Tech*	12-15, 4-15, 6-15

11/6	L	Houston*	1-15, 6-15, 11-15
11/9	L	Sam Houston State	15-7, 5-15, 9-15, 8-15
11/11	L	at Texas A&M*	9-15, 5-15, 14-16
11/14	L	at Texas State	9-15, 8-15, 14-16
11/17	L	Rice*	4-15, 5-15, 9-15

! - Tulane Invitational (New Orleans, La.) 1st  
 # - Sam Houston State Tournament (Huntsville, Texas) 3rd  
 † - Houston, Texas  
 †† - Abilene, Texas  
 % - Played at Ferrell Center

## 1990 5-27 (SWC 0-10, 6th)

H: 1-9 A: 2-12 N: 2-6

8/31	L	vs. Rice!	2-15, 6-15, 15-8, 9-15
9/1	L	vs. Houston!	12-15, 3-15, 11-15
9/2	L	at Texas! (NR/5)	0-15, 9-15, 8-15
9/6	L	vs. California#	10-15, 9-15, 15-6, 4-15
9/6	L	vs. Eastern Washington#	14-16, 14-16, 5-15
9/7	L	vs. Cal State-Northridge#	8-15, 14-16, 11-15
9/7	L	at Cal State-Fullerton#	5-15, 3-15, 15-12, 4-15
9/8	W	vs. Northern Arizona#	15-10, 13-15, 15-9, 3-15, 15-9
9/12	L	at Texas* (NR/5)	2-15, 1-15, 5-15
9/14	L	Texas State	6-15, 7-15, 3-15
9/17	L	UT-San Antonio	14-16, 8-15, 13-15
9/19	L	at UT-Arlington	14-16, 15-13, 14-16, 14-16
9/24	L	Texas* (NR/5)	8-15, 9-15, 13-15
9/28	L	Texas Tech*	9-15, 7-15, 5-15
9/29	L	Lamar\$	7-15, 7-15, 13-15
9/29	L	Sam Houston State\$	15-13, 12-15, 14-16, 11-15
10/3	W	North Texas	15-2, 15-12, 9-15, 15-8
10/5	L	vs. Missouri State%	8-15, 9-15, 12-15
10/6	W	at Texas State%	13-15, 16-14, 15-12, 11-15, 15-12
10/6	W	vs. Lamar%	15-8, 9-15, 15-12, 8-15, 15-13
10/10	L	Houston*	4-15, 11-15, 9-15
10/13	L	Rice*	5-15, 15-12, 11-15, 8-15
10/16	L	at Stephen F. Austin	10-15, 13-15, 4-15
10/18	L	at Florida	12-15, 3-15, 6-15
10/19	L	at Florida State	5-15, 7-15, 4-15
10/20	W	at Florida A&M	15-4, 15-9, 14-16, 15-9
10/22	L	Texas A&M*	1-15, 6-15, 15-17
10/27	L	at Texas Tech* (NR/17)	8-15, 7-15, 3-15
10/31	L	at Houston*	5-15, 3-15, 1-15
11/6	L	at Sam Houston State	13-15, 5-15, 6-15
11/13	L	at Texas A&M*	3-15, 3-15, 15-17
11/17	L	at Rice*	8-15, 9-15, 3-15

! - Southwest Conference Showcase Tournament (Austin, Texas) 4th  
 # - JMN Premier Tournament (Fullerton, Calif.) 4th  
 \$ - American Airlines Classic (Waco, Texas) 4th  
 % - Bobcat Classic (San Marcos, Texas) 2nd

## 1991 20-19 (SWC 2-8, 5th)

H: 9-5 A: 3-6 N: 8-8

8/30	L	vs. Montana!	8-15, 11-15, 11-15
8/30	L	vs. Oregon!	11-15, 4-15, 11-15
8/31	L	vs. Colorado!	3-15, 6-15, 9-15
8/31	L	at Portland!	3-15, 10-15, 15-5, 13-15
9/6	W	vs. Louisiana-Lafayette#	15-11, 15-5, 9-15, 15-13
9/6	W	vs. Mississippi State#	15-0, 15-7, 15-12
9/6	W	vs. South Alabama#	15-2, 15-5, 15-15
9/7	W	vs. Southern Mississippi#	15-9, 15-9, 15-6
9/7	W	vs. Mississippi State#	15-12, 15-5, 15-9
9/12	L	vs. Long Beach State\$ (NR/6)	0-15, 9-15, 5-15
9/12	L	vs. California\$	3-15, 11-15, 15-11, 11-15
9/13	L	vs. Florida\$	11-15, 6-15, 4-15
9/13	L	vs. Santa Clara\$	2-15, 16-14, 13-15, 2-15
9/14	W	vs. Texas A&M\$	15-12, 15-13, 6-15, 15-6
9/17	W	Louisiana Tech	15-7, 15-10, 15-8
9/20	W	vs. Tulsa%	11-15, 15-11, 15-8
9/20	W	vs. Lamar%	3-15, 15-6, 8-15, 15-1, 15-8
9/21	L	vs. Louisiana Tech%	14-16, 1-15, 15-7, 0-15
9/21	W	at North Texas%	15-5, 15-6, 15-4
9/23	L	at Texas State	14-16, 15-10, 4-15, 13-15
9/25	L	at Texas* (NR/8)	10-15, 6-15, 8-15
9/27	W	UT-San Antonio	15-4, 15-4, 14-16, 15-5
10/2	L	at Houston*	7-15, 6-15, 15-13, 4-15

# Year-By-Year Results

10/4	W	Sam Houston State*	10-15, 15-9, 15-10, 6-15, 15-13
10/4	W	UTEP*	15-8, 11-15, 15-10, 15-13
10/5	W	Lamar*	8-15, 15-8, 13-15, 15-11, 15-12
10/5	L	Wichita State*	16-14, 9-15, 10-15, 12-15
10/9	W	at Rice*	15-12, 15-4, 15-12
10/16	L	at Texas A&M*	15-13, 13-15, 15-7, 4-15, 10-15
10/18	L	Texas Tech* (NR/18)	3-15, 6-15, 14-16
10/21	L	Texas* (NR/11)	11-15, 1-15, 9-15
10/23	W	UT-Pan American	15-4, 15-5, 15-3
10/26	L	Houston*†	6-15, 14-16, 16-14, 3-15
10/30	W	Rice*	15-6, 15-12, 13-15, 15-17, 17-15
11/1	W	Sam Houston State††	15-5, 15-10, 16-14
11/9	L	at Texas Tech* (NR/17)	9-15, 5-15, 15-8, 5-15
11/12	W	Stephen F. Austin†	15-7, 15-5, 15-1
11/13	L	Texas A&M *†	7-15, 14-16, 9-15
11/20	W	at UT-San Antonio	6-15, 10-15, 9-15

! - University of Portland Tournament (Portland, Ore.) 5th  
 # - Sam Houston State Tournament (Huntsville, Texas) 1st  
 \$ - JMN Premier Tournament (Fullerton, Calif.) 4th  
 % - Mean Green Classic (Denton, Texas) 2nd  
 ^ - American Airlines Classic (Waco, Texas) 2nd  
 † - Played at Marris McLean Gym (Baylor campus)  
 †† - Played at Russell Gym (Baylor campus)

## 1992 21-15 (SWC 3-7, T-4th) H: 8-4 A: 4-8 N: 9-3

9/4	W	vs. New Orleans!	2-15, 5-15, 9-15
9/4	L	vs. Xavier!	12-15, 13-15, 7-15
9/5	W	vs. Cincinnati!	15-8, 15-13, 16-14
9/5	W	at Valparaiso!	15-1, 6-15, 15-4, 15-11
9/8	W	Sam Houston State	15-8, 15-6, 15-10
9/11	W	vs. Villanova#	15-6, 15-12, 10-15, 8-15
9/11	L	at San Diego State#	4-15, 8-15, 6-15
9/12	W	vs. San Francisco#	15-10, 15-8, 13-15, 15-4
9/12	W	vs. Northwestern#	15-7, 16-18, 1-15, 15-13, 15-10
9/15	L	at Stephen F. Austin	6-15, 15-12, 15-5, 9-15, 10-15
9/18	W	vs. LouisianaTech\$	16-14, 15-9, 15-11
9/19	W	vs. South Carolina\$	15-9, 12-15, 11-15, 15-1, 15-8
9/19	L	at Texas State\$	11-15, 15-11, 8-15, 15-8, 13-15
9/23	L	at Texas* (NR/9)	3-15, 6-15, 9-15
9/25	W	UTEP%	15-5, 15-0, 15-11
9/25	W	Mississippi State%	15-12, 10-15, 15-3, 15-1
9/26	W	Mississippi%	15-5, 15-11, 15-2
9/26	W	Lamar%	15-9, 15-1, 11-15, 15-10
9/30	L	Houston*	16-14, 7-15, 6-15, 10-15
10/3	W	at Louisiana Tech	15-12, 9-15, 14-16, 15-11, 15-3
10/5	W	North Texas††	15-8, 15-7, 15-5
10/7	W	Rice*	15-5, 15-10, 15-12
10/8	W	vs. Oklahoma†	15-6, 15-7, 15-2
10/14	L	Texas A&M* (HSE-TV)	7-15, 12-15, 8-15
10/17	L	at Texas Tech* (NR/16)	8-15, 9-15, 2-15
10/19	W	UT-San Antonio	15-10, 15-3, 11-15, 15-9
10/21	L	Texas* (NR/10)	11-15, 15-13, 8-15, 3-15
10/24	L	at Houston*	9-15, 8-15, 6-15
10/28	W	at Rice*	15-13, 11-15, 13-15, 15-8, 15-7
11/4	L	Texas Tech* (NR/17)	6-15, 12-15, 15-13, 4-15
11/11	W	at Texas A&M*	15-7, 14-16, 15-9, 15-9
11/13	L	vs. Maryland*	7-15, 7-15, 14-16
11/14	W	vs. Saint Louis^	15-7, 15-0, 15-8
11/14	L	at George Washington^	9-15, 15-7, 5-15, 9-15
11/17	L	at Sam Houston State	4-15, 15-6, 6-15, 15-9, 11-15
11/20	L	vs. Texas A&M!!	5-15, 13-15, 11-15

! - Valparaiso Tournament (Valparaiso, Ind.) 2nd  
 # - Asics Challenge (San Diego, Calif.) 2nd  
 \$ - Bobcat Classic (San Marcos, Texas) 2nd  
 % - American Airlines Classic (Waco, Texas) 1st  
 ^ - George Washington Tournament (Washington, D.C.) 3rd  
 !! - Southwest Conference Championship (Austin, Texas) T-5th  
 † - Haltom City, Texas  
 †† - Played at Marris McLean Gym (Baylor campus)

## 1993 26-15 (SWC 4-6, 4th) H: 10-2 A: 6-9 N: 10-4

### NIVC RUNNER-UP

9/3	W	vs. Drake!	11-15, 15-4, 15-11, 11-15, 15-8
9/3	W	at Kansas State!	15-6, 16-14, 15-10
9/4	W	vs. Tulsa!	15-8, 15-5, 15-5
9/4	W	vs. Oregon State!	15-12, 15-11, 17-15
9/6	W	at Kansas	7-15, 8-15, 15-13, 15-8, 15-8
9/10	L	vs. Georgia# (NR/20)	3-15, 6-15, 7-15
9/11	L	at Oregon State#	0-15, 15-10, 9-15, 8-15
9/11	L	vs. Montana#	6-15, 11-15, 5-15
9/14	W	Stephen F. Austin	15-11, 15-12, 15-7
9/17	W	Sam Houston State\$15-10, 15-12, 9-15, 18-20, 16-14	
9/17	W	Louisiana Tech\$	15-5, 15-5, 7-15, 15-6
9/18	W	Lamar\$	15-9, 15-5, 15-9
9/18	W	Michigan State\$	15-7, 15-0, 15-9
9/22	W	Houston*	15-12, 13-15, 15-12, 8-15, 15-11
9/25	W	vs. Southern Missipit	15-11, 15-3, 15-8
9/25	W	at UT-Arlington	15-1, 15-13, 9-15, 6-15, 15-10
9/27	W	Texas State	16-14, 15-8, 15-13
9/29	L	Texas A&M* (HSE-TV)	1-15, 9-15, 12-15
10/4	W	at North Texas	15-9, 15-7, 9-15, 15-7
10/6	L	at Texas* (NR/1)	1-15, 2-15, 6-15
10/9	W	Texas Tech*	15-9, 11-15, 15-5, 15-2
10/12	W	Rice*	15-6, 15-6, 7-15, 15-1
10/14	L	at Oklahoma	12-15, 8-15, 9-15
10/20	L	at Houston*	4-15, 7-15, 11-15
10/23	L	at Texas A&M*	5-15, 8-15, 4-15
10/27	L	Texas* (NR/1) (HSE-TV)	14-16, 11-15, 7-15
11/3	L	at Texas Tech*	7-15, 1-15, 12-15
11/8	W	at UT-San Antonio	16-14, 15-9, 15-6
11/10	W	at Rice*	15-4, 15-10, 15-13
11/13	W	UT-Arlington	15-9, 15-13, 15-3
11/15	L	at Sam Houston State!4-16, 15-13, 15-11, 13-15, 10-15	
11/19	L	at Texas Tech%	5-15, 15-13, 13-15, 13-15
11/26	L	at Nevada^	15-12, 7-15, 1-15, 9-15
11/27	L	vs. Washington State^ (NR/22)	15-17, 15-6, 7-15, 14-16
11/27	W	vs. Cal Poly^	12-15, 15-7, 15-12, 15-3
12/3	W	vs. Butler!!	8-15, 15-9, 9-15, 15-7, 15-12
12/3	W	vs. Central Florida!!	13-15, 15-6, 15-6, 15-4
12/4	W	vs. Hartford!!	15-8, 15-6, 15-8
12/4	W	vs. Oregon State!! (NR/23)	15-10, 15-10, 5-15, 15-8
12/5	W	vs. Northern Iowa!!	15-7, 13-15, 12-15, 15-9, 15-8
12/5	L	vs. Louisiana State!!	5-15, 14-16, 10-15

! - Kansas State Invitational (Manhattan, Kan.) 1st  
 # - NIKE Collegiate Tournament (Corvallis, Ore.) 4th  
 \$ - American Airlines/LaQuinta Classic (Waco, Texas) 1st  
 % - Southwest Conference Championships (Lubbock, Texas) T-5th  
 ^ - Paul Mitchell Turkey Day Classic (Reno, Nev.) 3rd  
 !! - NIVC Tournament (Kansas City, Mo.) 2nd  
 † - Houston, Texas

## 1994 12-24 (SWC 3-7, 5th) H: 7-6 A: 3-12 N: 2-6

9/2	L	vs. Duke! (NR/20)	5-15, 8-15, 15-11, 1-15
9/2	L	at LSU!	10-15, 15-8, 12-15, 11-15
9/3	W	vs. Louisiana Tech!	15-6, 15-6, 7-15, 15-9
9/6	L	at Stephen F. Austin	15-5, 9-15, 15-11, 11-15, 10-15
9/9	L	vs. Long Beach State (NR/8)	7-15, 5-15, 9-15
9/9	L	vs. Oregon#	6-15, 10-15, 15-9, 10-15
9/10	W	vs. UC-Irvine#	13-15, 15-6, 15-8, 15-12
9/10	L	vs. Texas State#	15-7, 6-15, 8-15, 5-15
9/13	W	at Texas State	16-14, 12-15, 8-15, 15-6, 15-6
9/16	L	vs. Santa Clara\$	13-15, 7-15, 5-15
9/16	L	at New Mexico\$ (NR/18)	4-15, 11-15, 5-15
9/17	L	at New Mexico\$ (NR/18)	6-15, 14-16, 11-15
9/21	L	at Houston*	15-8, 2-15, 8-15, 6-15
9/23	L	Sam Houston State%	9-15, 14-16, 12-15
9/23	W	UAB%	15-11, 15-5, 15-6
9/24	L	Arkansas-Little Rock%	7-15, 6-15, 11-15
9/24	W	Wright State%	11-15, 15-7, 15-11, 15-10
9/28	L	at Texas A&M*	15-10, 2-15, 5-15, 15-8, 8-15
10/1	L	Tulane	8-15, 15-8, 6-15, 8-15
10/3	L	at Oklahoma	10-15, 7-15, 11-15
10/5	L	Texas* (NR/15)	15-13, 3-15, 2-15, 11-15
10/8	L	at Texas Tech*	7-15, 14-16, 15-17

10/10	W	UT-Arlington	15-11, 12-15, 15-17, 15-7, 15-6
10/12	W	at Rice* (HSE-TV)	13-15, 16-14, 13-15, 15-6, 15-11
10/17	W	Texas-San Antonio	15-6, 15-6, 11-15, 15-3
10/19	L	Houston* (NR/22)	11-15, 7-15, 17-15, 6-15
10/22	L	Texas A&M*	14-16, 15-12, 15-11, 5-15, 13-15
10/26	L	at Texas* (NR/22)	5-15, 8-15, 15-10, 14-16
11/2	W	Texas Tech*	15-13, 15-12, 15-13
11/4	W	at Lamar	16-14, 9-15, 15-7, 15-6
11/5	L	at Sam Houston State	15-11, 9-15, 15-6, 9-15, 12-15
11/9	W	Rice*	15-13, 15-10, 15-5
11/14	W	Oklahoma	15-12, 15-1, 15-12
11/18	L	vs. Texas Tech*	1-15, 12-15, 6-15
11/23	L	at Hawai'i (NR/6)	14-16, 2-15, 16-14, 7-15
11/24	L	at Hawai'i (NR/6)	11-15, 2-15, 4-15

! - LSU Invitational (Baton Rouge, La.) 3rd  
 # - California-Santa Barbara Classic (Santa Barbara, Calif.) 9th  
 \$ - Jones Intercable Classic (Albuquerque, N.M.) 3rd  
 % - American Airlines/LaQuinta Classic (Waco, Texas) 3rd  
 ^ - Southwest Conference Tournament (Houston, Texas) T-5th

## 1995 7-28 (SWC 0-10, 6th) H: 5-9 A: 0-11 N: 2-8

9/2	L	vs. Illinois State!	9-15, 10-15, 9-15
9/2	L	at Michigan State! (NR/11)	4-15, 16-14, 11-15, 10-15
9/3	L	vs. Bowling Green!	3-15, 9-15, 14-16
9/3	L	vs. San Diego St! (NR/14)	5-15, 4-15, 15-13, 15-13, 11-15
9/8	L	Lamar#	14-16, 15-11, 15-8, 12-15, 11-15
9/8	L	Nevada#	8-15, 11-15, 6-15
9/9	W	Stephen F. Austin#	13-15, 6-15, 18-16, 15-11, 15-13
9/9	L	Weber State#	13-15, 15-10, 16-18, 15-10, 14-16
9/15	L	at Loyola Marymount\$	6-15, 0-15, 10-15
9/16	L	vs. Pittsburgh\$	15-11, 6-15, 4-15, 10-15
9/16	L	vs. Sacramento State\$	5-15, 12-15, 4-15
9/20	L	Texas A&M*	15-12, 12-15, 14-16, 12-15
9/22	L	at Nebraska% (NR/1)	3-15, 6-15, 7-15
9/23	W	vs. Kansas%	15-13, 13-15, 15-11, 15-1
9/25	W	Texas State	15-11, 15-11, 15-6
9/27	L	at Texas Tech*	8-15, 9-15, 7-15
10/4	L	Rice*	7-15, 7-15, 16-14, 6-15
10/7	L	at Texas* (NR/12)	2-15, 7-15, 13-15
10/10	W	North Texas	15-6, 15-3, 10-15, 16-14
10/11	L	Houston*	8-15, 4-15, 1-15
10/13	L	at Texas A&M* (NR/19)	5-15, 1-15, 11-15
10/21	L	Texas Tech*	15-2, 12-15, 15-8, 3-15, 13-15
10/25	L	at Rice*	11-15, 14-16, 14-16
10/31	W	Sam Houston State	15-8, 15-12, 16-14
11/1	L	Texas* (NR/7)	4-15, 9-15, 5-15
11/3	L	vs. Sacramento State^	8-15, 10-15, 3-15
11/4	L	at Missouri State^	15-7, 2-15, 9-15, 12-15
11/4	W	vs. Tulsa^	15-13, 15-10, 9-15, 15-7
11/8	L	at Houston*	15-13, 1-15, 12-15, 10-15
11/10	L	New Mexico	4-15, 8-15, 15-13, 3-15
11/11	W	Louisiana Tech	15-3, 5-15, 11-15, 5-15, 15-12
11/18	L	vs. Texas Tech!!	8-15, 15-10, 4-15, 14-16
11/24	L	at UTEP	14-16, 16-14, 8-15, 10-15
11/25	L	vs. Northern Arizona†	9-15, 15-15, 13-15
11/25	L	at New Mexico State	9-15, 13-15, 8-15

! - Goff/Michigan State Classic (East Lansing, Mich.) 5th  
 # - Dr Pepper/American Airlines Classic (Waco, Texas) 4th  
 \$ - Red Lion Classic (Los Angeles, Calif.) 4th  
 % - Arby's Classic (Lincoln, Neb.) 3rd  
 ^ - Missouri State Autumn Classic (Springfield, Mo.) 3rd  
 !! - Southwest Conference Tournament (Houston, Texas) T-5th  
 † - Las Cruces, N.M.

# Year-By-Year Results

**Brian  
HOSFELD**



**1996-2003**  
**129-132 (.492)**  
**55-105 Big 12 (.344)**

**1996 18-16 (Big 12 7-13, 8th)**  
**H: 7-6 A: 5-8 N: 6-2**

8/30	W	vs. Sam Houston State!	15-6, 15-10, 15-11
8/30	W	vs. UT-San Antonio!	15-3, 15-9, 15-2
8/31	W	vs. TCU!	15-5, 15-7, 15-11
8/31	L	vs. Oral Roberts! (NR/23)	7-15, 4-15, 5-15
9/6	W	Louisiana-Monroe#	15-5, 15-2, 15-1
9/6	W	Nicholls State#	15-6, 15-3, 16-14
9/7	W	McNeese State#	15-8, 15-13, 15-5
9/7	W	Mississippi State#	15-6, 15-3, 15-5
9/13	L	vs. Texas State\$	14-16, 15-5, 12-15, 15-13, 9-15
9/13	W	vs. Auburn\$	6-15, 15-4, 15-13, 15-17, 16-14
9/14	W	at SMU\$	16-14, 15-4, 15-8
9/20	L	at Penn State% (NR/4)	5-15, 5-15, 11-15
9/21	W	vs. Alabama%	15-10, 15-12, 15-13
9/21	W	vs. William and Mary%	15-12, 15-7, 15-2
9/27	W	Iowa State*	8-15, 11-15, 15-10, 15-4, 17-15
9/28	W	Missouri*	15-4, 15-9, 15-12
10/2	L	at Texas* (NR/8)	10-15, 5-15, 8-15
10/4	L	at Texas A&M* (NR/15)	7-15, 13-15, 10-15
10/11	L	Kansas State* (NR/23)	13-15, 8-15, 15-7, 1-15
10/12	W	at Kansas*	15-7, 15-3, 15-12
10/16	L	at Texas Tech* (NR/25)	11-15, 4-15, 3-15
10/19	L	at Oklahoma*	11-15, 8-15, 11-15
10/25	L	Nebraska* (NR/5)	8-15, 5-15, 5-15
10/26	L	Colorado*	13-15, 9-15, 12-15
11/1	W	at Kansas*	15-10, 11-15, 15-7, 15-11
11/2	L	at Kansas State* (NR/23)	10-15, 10-15, 16-14, 6-15
11/8	L	Texas* (NR/9)	9-15, 9-15, 15-11, 6-15
11/9	W	Texas A&M* (NR/10)	15-12, 15-10, 13-15, 15-13
11/15	W	at Missouri*	15-12, 15-8, 15-5
11/16	W	at Iowa State*	9-15, 15-10, 17-15, 15-10
11/22	L	at Colorado*	9-15, 11-15, 2-15
11/23	L	at Nebraska* (NR/5)	5-15, 1-15, 2-15
11/27	L	Texas Tech* (NR/24)	11-15, 18-16, 10-15, 11-15
11/29	L	Oklahoma*	15-9, 15-13, 7-15, 11-15, 11-15

! - Mean Green Tournament (Denton, Texas) T-2nd  
# - Dr Pepper/American Airlines Classic (Waco, Texas) 1st  
\$ - Holiday Inn Dallas Central Invitational (Dallas, Texas) 1st  
% - Penn State Classic (University Park, Pa.) 2nd

**1997 15-19 (Big 12 5-15, 8th)**  
**H: 2-9 A: 4-8 N: 9-2**

8/29	W	vs. Lamar!	14-16, 15-7, 15-5, 15-12
8/29	W	vs. Louisiana-Monroe!	15-4, 15-0, 15-4
8/30	W	vs. Bradley!	13-15, 16-14, 15-9, 15-13
8/30	W	vs. Tulsa!	15-4, 14-16, 13-15, 15-6, 16-14
9/5	L	vs. Long Beach State# (NR/4)	10-15, 2-15, 0-15
9/5	L	vs. Northern Illinois#	15-11, 12-15, 15-13, 15-8
9/6	W	vs. West Virginia#	15-11, 12-15, 15-13, 15-8
9/6	L	at Cal Poly#	15-13, 10-15, 4-15, 13-15
9/11	W	at North Texas	15-10, 15-9, 9-15, 15-4
9/14	L	UCLA (NR/19)	11-15, 4-15, 7-15
9/19	W	vs. Stephen F. Austin\$	15-5, 12-15, 15-6, 15-10
9/19	W	vs. Southern Mississippi\$	15-6, 8-15, 15-6, 15-10
9/20	W	vs. Texas Southern\$	15-1, 15-2, 15-6
9/20	W	vs. Lamar\$	15-9, 15-5, 15-8
9/26	W	at Iowa State*	15-8, 15-12, 15-7
9/27	W	at Missouri*	15-3, 15-1, 14-16, 15-5
10/3	L	Texas A&M* (NR/14)	9-15, 15-10, 8-15, 7-15
10/5	L	Texas* (NR/13)	12-15, 8-15, 9-15
10/10	L	at Kansas State*	8-15, 11-15, 9-15
10/12	W	at Kansas*	17-15, 15-5, 17-15
10/15	L	Texas Tech*	12-15, 13-15, 15-5, 10-15
10/17	L	Oklahoma*	15-10, 6-15, 14-16, 13-15

10/25	L	at Nebraska* (NR/11)	11-15, 8-15, 1-15
10/31	L	Kansas State*	13-15, 15-11, 12-15, 9-15
11/1	W	Kansas*	9-15, 15-4, 15-7, 16-14
11/7	L	at Texas* (NR/9)	2-15, 12-15, 8-15
11/8	L	at Texas A&M* (NR/12)	2-15, 7-15, 8-15
11/11	L	at Colorado* (NR/22)	12-15, 5-15, 13-15
11/14	W	Missouri* (FOXSW-TV)	15-12, 13-15, 7-15, 15-6, 15-9
11/15	L	Iowa State*	17-19, 15-11, 12-15, 8-15
11/21	L	Colorado* (NR/22)	12-15, 15-10, 6-15, 3-15
11/22	L	Nebraska* (NR/8)	2-15, 5-15, 13-15
11/26	L	at Texas Tech*	2-15, 5-15, 13-15
11/29	L	at Oklahoma*	9-15, 5-15, 15-11, 7-15

I - Mean Green Classic (Denton, Texas) 1st  
# - Royal Oak Hotel Classic (San Luis Obispo, Calif.) 4th  
\$ - Texas Christian Invitational (Fort Worth, Texas) 1st

**1998 15-18 (Big 12 7-13, 7th)**  
**H: 7-6 A: 3-10 N: 5-2**

9/4	W	vs. Centenary!	15-4, 15-7, 15-6
9/4	W	vs. Northwestern Statel	15-1, 15-3, 15-6
9/5	L	vs. Rice!	9-15, 15-17, 15-13, 9-15
9/5	W	at North Texas!	15-6, 15-2, 15-12
9/6	L	Northwestern	15-13, 13-15, 10-15, 15-4, 13-15
9/10	W	vs. Arizona State#	11-15, 15-11, 15-6, 16-14
9/11	L	at Hawaii!# (NR/13)	5-15, 3-15, 12-15
9/12	W	vs. Bradley#	15-7, 15-12, 15-8
9/18	W	vs. Miami (Ohio)\$	13-15, 13-15, 15-8, 15-12, 16-14
9/19	L	vs. Illinois\$ (NR/22)	9-15, 12-15, 2-15
9/19	L	at Arkansas\$ (NR/16)	9-15, 0-15, 15-6, 4-15
9/25	L	Texas* (NR/13)	13-15, 15-12, 3-15, 2-15
9/27	L	at Texas A&M* (NR/17)	10-15, 7-15, 9-15
10/3	W	at Iowa State*	15-2, 15-10, 15-9
10/4	L	at Missouri*	15-8, 9-15, 11-15, 0-15
10/9	L	Colorado* (NR/8)	9-15, 15-12, 6-15, 6-15
10/10	L	Nebraska* (NR/3)	8-15, 8-15, 6-15
10/14	L	Texas Tech*	14-16, 7-15, 10-15
10/17	L	at Kansas State* (NR/23)	10-15, 7-15, 13-15
10/23	W	Missouri*	15-8, 15-4, 15-11
10/24	W	Iowa State*	15-5, 15-7, 15-4
10/27	W	SMU	15-2, 13-15, 15-5, 15-11
10/30	W	Texas A&M* (NR/19)	16-14, 15-13, 5-15, 5-15, 20-18
10/31	L	at Texas* (NR/15)	2-15, 15-10, 4-15, 5-15
11/6	W	Kansas*	17-15, 18-16, 15-11
11/7	W	Oklahoma*	15-9, 16-14, 15-11
11/10	W	Sam Houston State	15-9, 15-3, 15-10
11/13	L	at Nebraska* (NR/3)	8-15, 7-15, 1-15
11/15	L	at Colorado*	6-15, 8-15, 5-15
11/18	L	at Texas Tech* (NR/24)	4-15, 14-16, 8-15
11/21	L	Kansas State* (NR/17)	15-10, 15-13, 13-15, 10-15, 13-15
11/27	L	at Oklahoma*	7-15, 15-11, 15-13, 11-15, 15-15
11/28	W	at Kansas*	15-6, 8-15, 15-13, 13-15, 15-13

I - Mean Green Classic (Denton, Texas) 2nd  
# - Hawaii ASTON Imua Wahine Challenge (Honolulu, Hawaii) 2nd  
\$ - Arkansas LadyBack Invitational (Fayetteville, Ark.) 4th

**1999 26-9 (Big 12 13-7, 5th)**  
**H: 13-1 A: 7-8 N: 6-0**

## NCAA TOURNAMENT

9/1	W	at UT-Arlington	15-6, 15-11, 15-5
9/3	W	vs. Jackson State!	15-1, 15-2, 15-0
9/3	W	at Arkansas State!	15-13, 15-6, 15-10
9/4	W	vs. Belmont!	15-8, 15-3, 15-8
9/4	W	vs. New Mexico!	15-2, 15-8, 15-7
9/8	W	at TCU	8-15, 15-9, 15-5, 15-2
9/10	W	vs. UT-San Antonio#	15-13, 15-13, 9-15, 3-15, 15-9
9/11	W	vs. Butler#	15-11, 15-8, 15-5
9/11	L	at SMU#	11-15, 16-14, 7-15, 15-5, 11-15
9/17	W	Mississippi\$	15-4, 15-3, 15-5
9/17	W	Rice\$	15-11, 15-12, 15-5
9/18	W	Akron\$	15-8, 15-7, 15-9
9/18	W	Akron\$	15-2, 15-12, 15-9
9/21	W	Iowa State*	15-3, 15-3, 15-6
9/25	L	at Colorado* (NR/22)	15-11, 15-6, 10-15, 12-15, 9-15
9/29	L	at Texas* (NR/7)	8-15, 5-15, 11-15

10/2	W	Missouri*	15-6, 15-8, 15-10
10/6	W	Texas A&M* (NR/14)	11-15, 15-6, 15-10, 6-15, 15-12
10/9	L	at Kansas*	10-15, 9-15, 11-15
10/13	W	Texas Tech* (RV/RV)	15-8, 15-8, 15-7
10/16	L	Nebraska* (RV/12)	10-15, 5-15, 8-15
10/20	W	at Kansas State* (RV/12)	15-12, 14-16, 16-14, 15-6
10/22	W	at Oklahoma* (RV/NR)	15-4, 4-15, 12-15, 15-12, 15-8
10/27	W	Colorado* (RV/20)	15-8, 9-15, 15-8, 15-5
10/30	W	at Iowa State* (RV/NR)	15-4, 15-8, 15-9
11/3	W	Texas* (23/12)	15-9, 14-16, 13-15, 15-8, 15-13
11/6	L	at Missouri* (23/NR)	15-7, 11-15, 15-5, 12-15, 12-15
11/10	L	at Texas A&M* (23/15)	15-13, 15-11, 14-16, 9-15, 9-15
11/13	W	Kansas* (23/NR)	15-9, 15-11, 15-13
11/17	W	at Texas Tech* (22/NR)	15-13, 15-13, 15-6
11/20	L	at Nebraska* (22/12)	7-15, 7-15, 9-15
11/26	W	Oklahoma* (22/NR)	15-8, 15-4, 15-11
11/27	W	Kansas State* (22/18)	15-5, 15-13, 15-15, 15-12
12/3	W	vs. Temple% (20/NR)	11-15, 16-14, 15-7, 15-12
12/4	L	at Penn State% (20/1)	2-15, 6-15, 10-15

! - Pocohontas Federal Arkansas State Invitational (Jonesboro, Ark.) 1st  
# - Doubletree/SMU Invitational (Dallas, Texas) 2nd  
\$ - Baylor Invitational (Waco, Texas) 1st  
% - NCAA Tournament (University Park, Pa.) 2nd Round

**2000 16-15 (Big 12 8-12, T-7th)**  
**H: 8-6 A: 4-8 N: 4-1**

9/1	W	vs. North Texas! (21/NR)	15-2, 15-6, 15-4
9/1	W	vs. Louisiana Tech! (21/NR)	15-8, 15-11, 15-5
9/2	W	vs. UT-Pan American! (21/NR)	15-3, 15-10, 15-6
9/2	W	at Rice! (21/NR)	15-10, 15-11, 15-10
9/6	W	SMU (19/NR)	15-10, 15-6, 15-5
9/8	L	vs. Santa Clara# (19/NR)	7-15, 13-15, 13-15
9/8	L	at Arizona# (19/14)	7-15, 8-15, 3-15
9/9	W	vs. New Mexico State# (19/NR)	15-5, 15-9, 15-11
9/13	W	Texas Tech* (24/NR)	6-15, 15-9, 15-11, 15-12
9/16	L	at Kansas State* (24/22)	7-15, 10-15, 11-15
9/20	L	Texas* (RV/RV)	15-10, 15-8, 6-15, 12-15, 14-16
9/23	L	at Missouri* (RV/RV)	6-15, 15-10, 7-15, 15-6, 15-17
9/27	W	Kansas* (RV/NR)	15-8, 1-15, 15-6, 15-17, 15-8
9/30	W	Oklahoma* (RV/NR)	15-6, 16-14, 15-9
10/4	W	at Colorado* (RV/RV)	15-11, 17-15, 15-7
10/7	L	Texas A&M* (NR/23)	12-15, 7-15, 15-12, 15-17
10/11	L	at Nebraska* (NR/1)	2-15, 2-15, 10-15
10/14	W	Iowa State* (RV/NR)	15-6, 15-11, 14-16, 15-7
10/17	W	TCU (RV/NR)	15-4, 15-9, 15-4
10/21	L	at Texas Tech* (RV/RV)	9-15, 15-11, 15-5, 18-20, 11-15
10/25	W	Kansas State* (RV/23)	12-15, 15-9, 14-16, 7-15, 15-12, 15-10
10/27	L	at Texas* (RV/NR)	8-15, 12-15, 8-15
11/1	L	Missouri* (NR/24)	11-15, 12-15, 6-15
11/4	L	at Kansas* (RV/NR)	14-16, 6-15, 12-15
11/8	W	at Oklahoma* (RV/NR)	15-17, 15-1, 15-13, 15-6
11/11	L	Colorado* (RV/RV)	7-15, 15-8, 8-15, 10-15
11/15	L	at Texas A&M* (NR/23)	3-15, 2-15, 4-15
11/18	L	Nebraska* (NR/1)	5-15, 10-15, 10-15
11/20	W	at Iowa State* (RV/NR)	15-13, 15-4, 15-9
11/24	W	UNLV\$ (RV/NR)	16-14, 15-11, 16-14
11/25	L	UCLA\$ (NR/11)	9-15, 7-15, 8-15

! - Crowne Plaza Invitational (Houston, Texas) 1st  
# - Starwoods Plaza Classic (Tucson, Ariz.) 3rd  
\$ - Baylor Thanksgiving Classic (Waco, Texas) 2nd

# Year-By-Year Results

## 2001 18-12 (Big 12 9-11, T-6th) H: 11-5 A: 5-7 N: 2-0

### NCAA TOURNAMENT

8/31	W	vs. UNLV! (RV/NR)	30-24, 30-23, 30-16
9/1	W	vs. LSU! (RV/NR)	30-27, 30-17, 30-25
9/1	W	at Tulane! (RV/NR)	30-18, 22-30, 30-24, 30-23
9/4	W	UT-Arlington (RV/NR)	30-21, 30-26, 30-24
9/7	W	North Texas# (RV/NR)	30-20, 30-23, 30-21
9/7	W	Rhode Island# (RV/NR)	30-23, 30-23, 30-27
9/8	W	UT-Pan American# (RV/NR)	30-15, 30-17, 30-20
9/8	W	Cal Poly (RV/RV)	30-19, 31-29, 21-30, 30-28
9/19	L	at Texas* (20/25)	28-30, 28-30, 32-34
9/22	L	Colorado* (20/RV)	25-30, 30-27, 26-30, 29-31
9/26	L	at Texas A&M* (RV/15)	19-30, 25-30, 23-30
9/29	L	Nebraska* (RV/1)	29-31, 21-30, 18-30
10/5	W	at Iowa State* (RV/NR)	30-16, 30-18, 30-20
10/6	W	at Missouri* (RV/RV)	25-30, 30-21, 30-21, 30-27
10/10	W	Oklahoma* (RV/NR)	30-25, 30-20, 30-21
10/13	L	at Kansas State* (RV/RV)	15-30, 23-30, 30-26, 11-15
10/17	L	Texas Tech* (RV/NR)	32-34, 29-31, 31-29, 30-28, 17-19
10/20	W	at Kansas* (RV/NR)	34-32, 28-30, 35-33, 28-30, 15-10
10/22	W	Texas State (RV/NR)	30-19, 30-28, 30-19
10/24	W	Iowa State* (RV/NR)	30-25, 30-27, 30-23
10/27	W	Texas* (RV/RV)	27-30, 30-27, 30-22, 17-30, 15-10
10/28	W	Kansas* (RV/NR)	30-27, 23-30, 30-23, 28-30, 15-11
10/31	L	at Colorado* (RV/22)	30-23, 30-27, 22-30, 26-30, 13-15
11/3	L	Texas A&M* (RV/14)	31-33, 31-33, 26-30
11/7	W	at Oklahoma* (RV/NR)	30-21, 30-17, 30-25
11/14	L	Kansas State* (RV/22)	25-30, 32-34, 27-30
11/17	L	at Nebraska* (RV/2)	30-28, 26-30, 26-30, 19-30
11/21	L	at Texas Tech* (RV/NR)	30-26, 28-30, 29-31, 30-20, 9-15
11/24	W	Missouri* (RV/RV)	30-23, 30-23, 29-31, 22-30, 15-11
11/30	L	at Colorado State\$ (RV/9)	21-30, 30-23, 24-30, 24-30

! - Nokia Sugar Bowl Classic (New Orleans, La.) 1st  
# - Baylor Classic (Waco, Texas) 1st  
\$ - NCAA Tournament (Fort Collins, Colo.) 1st Round

## 2002 9-22 (Big 12 2-18, 10th) H: 5-10 A: 2-10 N: 2-2

8/30	L	vs. Oral Roberts!	30-25, 25-30, 21-30, 28-30
8/31	L	vs. Loyola-Chicago!	25-30, 30-22, 26-30, 24-30
8/31	L	at Long Beach State! (NR/5)	25-30, 23-30, 25-30
9/6	W	Mississippi#	30-22, 30-19, 30-24
9/6	W	Arkansas-Little Rock#	30-24, 30-20, 30-23
9/7	W	UT-Arlington#	30-21, 33-31, 21-30, 30-25
9/13	W	at Rhode Island\$	30-25, 31-29, 31-29
9/14	W	vs. Northeastern\$	25-30, 30-21, 30-21, 30-25
9/14	W	vs. Utah State\$	24-30, 33-31, 24-30, 30-28, 15-7
9/18	L	Colorado*	30-27, 28-30, 18-30, 27-30
9/21	L	Kansas State*	17-30, 22-30, 23-30
9/26	L	Houston	30-28, 21-30, 25-30, 28-30
9/28	L	at Oklahoma*	33-35, 24-30, 30-27, 29-31
10/2	L	Texas*	24-30, 27-30, 16-30
10/5	W	at Iowa State*	34-32, 30-26, 27-30, 30-22
10/9	W	Texas Tech*	30-25, 30-24, 30-26
10/12	L	at Kansas*	26-30, 26-30, 28-30
10/16	L	Missouri* (NR/22)	26-30, 15-30, 29-31
10/19	L	at Nebraska* (NR/5)	16-30, 23-30, 19-30
10/23	L	at Texas A&M*	24-30, 20-30, 23-31
10/26	L	Iowa State*	23-30, 25-30, 26-30
10/30	L	at Texas* (NR/24)	28-30, 27-30, 16-30
11/1	W	UT-San Antonio	26-30, 30-19, 30-17, 30-12
11/6	L	Texas A&M*	19-30, 24-30, 25-30
11/9	L	at Kansas State* (NR/25)	25-30, 15-30, 16-30
11/13	L	at Texas Tech*	32-30, 21-30, 20-30, 19-30
11/16	L	Kansas*	20-30, 22-30, 26-30
11/20	L	at Missouri* (NR/22)	21-30, 24-30, 21-30
11/23	L	at Nebraska* (NR/5)	23-30, 19-30, 20-30
11/27	L	at Colorado*	22-30, 25-30, 26-30
11/30	L	Oklahoma*	28-30, 27-30, 32-34

! - Mizuno Invitational (Long Beach, Calif.) 4th  
# - Baylor Classic (Waco, Texas) 1st  
\$ - Rhode Island Classic (Kingston, R.I.) 1st

## 2003 12-22 (Big 12 4-16, T-9th) H: 6-9 A: 5-10 N: 1-3

8/29	W	UT-San Antonio!	30-24, 30-16, 30-24
8/29	W	Houston!	30-28, 30-23, 27-30, 30-18
8/30	L	Wyoming!	20-30, 30-22, 24-30, 30-19, 12-15
8/30	W	Mississippi!	28-30, 30-22, 30-18, 30-24
9/4	L	vs. Pacific#	30-32, 27-30, 30-24, 28-30
9/5	L	at Hawaii# (NR/2)	16-30, 20-30, 26-30
9/6	L	vs. Wichita State#	24-30, 30-25, 21-30, 23-30
9/10	W	at Houston	30-25, 26-30, 30-28, 30-17
9/12	W	vs. Florida International\$	30-22, 30-28, 27-30, 30-23
9/13	L	vs. Wyoming\$	29-31, 21-30, 30-23, 27-30
9/13	W	at Jacksonville\$	30-21, 30-17, 30-14
9/17	L	Missouri*	20-30, 11-30, 30-25, 31-33
9/20	W	at Iowa State*	23-30, 30-26, 30-27, 30-26
9/22	W	at Sam Houston State	31-29, 19-30, 30-24, 30-23
9/24	W	Kansas State* (NR/9)	30-23, 11-30, 30-24, 30-28
9/27	L	at Kansas*	28-30, 30-25, 30-26, 21-30, 14-16
10/1	L	Oklahoma*	22-30, 30-25, 30-20, 24-30, 11-15
10/5	W	Alcorn State	30-14, 30-14, 30-19
10/8	L	at Texas*	35-33, 31-33, 26-30, 24-30
10/11	L	Colorado*	21-30, 25-30, 25-30
10/15	W	at Texas Tech*	30-27, 28-30, 30-27, 28-30, 15-10
10/18	L	Nebraska* (NR/8)	24-30, 23-30, 26-30
10/22	L	Texas A&M* (NR/21)	24-30, 30-18, 19-30, 23-30
10/25	L	at Kansas State* (NR/8)	21-30, 17-30, 24-30
10/29	L	at Oklahoma*	26-30, 30-20, 31-33, 30-26, 13-15
11/1	L	Texas Tech*	26-30, 25-30, 30-16, 30-28, 13-15
11/5	L	at Colorado*	22-30, 23-30, 15-30
11/8	W	Iowa State*	30-24, 33-31, 29-31, 30-28
11/12	L	at SMU	27-30, 18-30, 30-28, 26-30
11/15	L	Texas*	26-30, 26-30, 20-30
11/19	L	at Texas A&M* (NR/21)	24-30, 30-28, 28-30, 27-30
11/22	L	at Nebraska* (NR/9)	19-30, 24-30, 30-28, 27-30
11/26	L	Kansas*	20-30, 24-30, 22-30
11/29	L	at Missouri*	30-25, 28-30, 28-30, 25-30

! - Baylor Classic (Waco, Texas) 2nd  
# - Aston Imau Wahine Challenge (Honolulu, Hawaii) 3rd  
\$ - Hampton Inn/JU Classic (Jacksonville, Fla.) 1st

## Jim BARNES

2004 Present  
27-36 (.429)  
10-30 Big 12 (.250)



## 2004 12-19 (Big 12 4-16, T-9th) H: 5-7 A: 3-11 N: 4-1

9/1	L	at UT-Arlington	30-23, 29-31, 30-23, 28-30, 15-17
9/3	W	vs. Morehead State!	30-26, 30-26, 30-21
9/3	L	at Mississippi!	11-30, 27-30, 26-30
9/4	L	vs. Eastern Michigan!	19-30, 22-30, 33-31, 23-30
9/8	W	UT-Pan American	30-20, 30-13, 30-21
9/10	W	vs. Tulsa#	30-20, 19-30, 30-20, 24-30, 15-12
9/10	W	vs. Texas A&M-Corpus Christi#	30-22, 30-19, 30-19
9/11	W	vs. Centenary#	30-18, 30-22, 30-19
9/11	W	at Sam Houston State#	30-28, 30-26, 30-21
9/15	L	Texas*	28-30, 19-30, 24-30
9/18	L	at Missouri*	18-30, 19-30, 30-24, 15-30
9/22	W	Oklahoma*	27-30, 30-22, 31-29, 30-28
9/25	L	at Colorado* (NR/25)	25-30, 22-30, 29-31
9/29	L	at Texas A&M* (NR/14)	23-30, 19-30, 23-30
10/2	W	Kansas* (NR/24)	30-25, 22-30, 34-32, 30-17
10/6	L	at Nebraska* (NR/5)	22-30, 23-30, 13-30
10/9	W	at Iowa State*	23-30, 30-25, 34-32, 30-22
10/13	L	Texas Tech*	30-28, 24-30, 18-30, 27-30
10/16	W	Northwestern State	30-20, 30-25, 30-25
10/20	L	at Kansas State* (NR/18)	22-30, 21-30, 26-30
10/23	L	Nebraska* (NR/4)	19-30, 30-28, 18-30, 26-30
10/27	L	at Texas Tech*	23-30, 30-24, 30-27, 28-30, 12-15
10/30	L	at Texas* (NR/10)	23-30, 19-30, 12-30
10/31	W	at UT-San Antonio	30-27, 30-26, 27-30, 23-30, 15-10

11/3	L	Texas A&M* (NR/14)	14-30, 26-30, 27-30
11/6	W	Iowa State*	30-20, 19-30, 30-20, 30-28
11/10	L	at Kansas*	25-30, 23-30, 26-30
11/13	L	Kansas State* (NR/20)	30-25, 22-30, 21-30, 30-28, 10-15
11/17	L	Colorado*	25-30, 22-30, 25-30
11/20	L	Missouri* (NR/25)	26-30, 23-30, 19-30
11/27	L	at Oklahoma*	14-30, 30-24, 30-22, 28-30, 13-15

! - Magnolia Invitational (Oxford, Miss.) 3rd  
# - Sam Houston State Tournament (Huntsville, Texas) 1st

## 2005 15-17 (Big 12 6-14, 9th) H: 6-7 A: 6-8 N: 3-2

8/27	W	vs. Northwestern State	30-15, 30-27, 30-18
8/27	W	at Louisiana Tech	30-22, 30-25, 30-22
9/3	W	North Texas	30-17, 30-24, 30-19
9/3	W	McNeese State	30-15, 30-18, 30-16
9/6	W	Texas State	28-30, 30-19, 30-28, 30-17
9/9	L	at Tennessee! (NR/16)	20-30, 28-30, 19-30
9/10	L	vs. College of Charleston!	24-30, 22-30, 25-30
9/10	W	vs. Central Michigan	26-30, 30-19, 30-19, 30-20
9/14	W	at Texas Tech*	27-30, 33-31, 30-22, 30-20
9/16	W	vs. Gonzaga#	30-19, 28-30, 30-23, 30-19
9/17	L	vs. UTEP#	19-30, 32-30, 31-33, 30-23, 12-15
9/17	W	at Northern Arizona#	30-18, 25-30, 30-25, 30-18
9/21	L	Iowa State*	29-31, 19-30, 30-21, 23-30
9/24	L	at Kansas* (NR/24)	29-31, 23-30, 30-32
9/28	L	Missouri* (NR/7)	28-30, 25-30, 24-30
10/1	L	at Nebraska* (NR/1)	21-30, 17-30, 18-30
10/5	L	at Colorado*	15-30, 30-24, 26-30, 32-30, 8-15
10/8	L	Texas* (NR/19)	22-30, 20-30, 30-24, 26-30
10/12	W	Oklahoma*	30-23, 21-30, 30-26, 30-28
10/15	L	Kansas St.* (NR/20)	30-23, 30-21, 27-30, 20-30, 11-15
10/19	W	at Texas A&M*	30-27, 30-24, 26-30, 30-26
10/22	W	Kansas*	31-29, 30-26, 30-27, 30-20
10/24	W	at Texas A&M-Corpus Christi	30-18, 30-15, 30-24
10/29	W	at Iowa State*	30-27, 27-30, 23-30, 30-22, 15-13
11/2	L	Texas A&M*	25-30, 30-23, 23-30, 19-30
11/5	L	at Texas* (NR/14)	23-30, 26-30, 30-20, 26-30
11/9	L	at Missouri* (NR/12)	23-30, 22-30, 23-30
11/12	L	Colorado* (NR/25)	25-30, 21-30, 27-30
11/16	L	Nebraska* (NR/1)	18-30, 19-30, 21-30
11/19	L	at Oklahoma*	14-30, 30-22, 17-30, 19-30
11/23	L	at Kansas State* (NR/25)	24-30, 22-30, 27-30
11/26	W	Texas Tech*	30-28, 22-30, 23-30, 30-25, 17-15

! - Comcast Lady Vols Classic (Knoxville, Tenn.) 3rd  
# - Fiesta Bowl (Flagstaff, Ariz.) 2nd

\* Big 12 Conference match (1996-present)  
\* Southwest Conference match (1982-95)

# Letterwinners



**Kirsten BERG**



**Nicole DeNAULT**



**Jenny HAAG**



**Brenda KUNZ**



**Sharon PRATT**



**Margo SINGLEY**

		<b>-A-</b>		
Adams, Marsha *	1977			
Adair, Ellen	1984-85		Houston, Texas	
Andrus, Andrea	1990		Pearl City, Hawai'i	
Arnold, Cindy	1980		Pearland, Texas	
Arthur, D'Ann	1992-93-94-95		Lubbock, Texas	
Atkinson, Dana	1997-98-99-00		Huntington Beach, Calif.	
		<b>-B-</b>		
Ballard, Misty	1997		Carlsbad, N.M.	
Baugh, Leigh	1981-82-83		Waco, Texas	
Berg, Kirsten	1998-99-00-01		La Habra Heights, Calif.	
Beyer, Debbie *	1977-78			
Bilderback, Celeste	1986		Freeport, Texas	
Blasingame, Julie	1983-84		Richardson, Texas	
Blockhus, Ann	1981-82-83		Los Altos, Calif.	
Bond, Karen	1981-82		Arlington, Texas	
Bosse, Krista	1988-89-90		Baytown, Texas	
Box, Leah *	1977-78			
Braga, Sarah	2000-01		West Hills, Calif.	
Brinkman, Kim	1982		Caldwell, Texas	
Brinkmeyer, Deanna	1982		Freeport, Texas	
Burke, Vicki *	1977			
Burrows, Jennifer	1989-90-91-92		Richardson, Texas	
		<b>-C-</b>		
Campbell, Fern	1990		Dallas, Texas	
Campbell, Jenny	1984		Battle Creek, Mich.	
Cantrell, Brandi	1990-91-92-93		Lubbock, Texas	
Cappleman, Tara	1987		New Braunfels, Texas	
Cave, Kim	1984		Sinton, Texas	
Chambers, Susie	1983-84		Carrollton, Texas	
Chlebana, Maggie	2003-04-05		Kingwood, Texas	
Chuha, Dana	1998-99-00-01		Yorba Linda, Calif.	
Clough, Sandy	1983-84-86		Houston, Texas	
Conrads, Karen *	1977-78			
Counseller, Leslie	1995-96		Humble, Texas	
Curry, Joyce	1991			
		<b>-D-</b>		
DeLue, Jenny	1990-91-92-93		Arlington, Texas	
DeNault, Nicole	1994-95-96-97		St. Charles, Mo.	
Doty, Jan	1987		Stratbuck, Minn.	
Dye, Charla	1979			
		<b>-E-</b>		
Edgar, Carol	1978-79-80		Beaumont, Texas	
Edwards, Ericka	1989		Dallas, Texas	
Elliott, Mandy	2005		Richmond, Texas	
Everett, Krystle	2005		Crandall, Texas	
		<b>-F-</b>		
Falkenhagen, Holly	1994-95		Lake Forest, Calif.	
Fauver, Julie	1981-82-83		San Marcos, Texas	
Fauver, Shanie	1983		San Marcos, Texas	
Field, Janice	1979-80		Waxahachie, Texas	
Fischer, Caren	1990		Rockdale, Texas	
Fountain, Beth	1982-83-84-85		Austin, Texas	

		<b>-G-</b>		
Gillette, Sharon	1988-89		San Antonio, Texas	
Ginter, Shelly	1985-86-87-88		Pigeon, Mich.	
Green, Amy	1990-91-92-93		Mineola, Texas	
<b>Guilliard-Young, Desiree</b>	<b>2003-04-05</b>		<b>Berkeley, Calif.</b>	
		<b>-H-</b>		
Haag, Jenny	1994-95-96-97		Temple, Texas	
Hadfield, Liz	1989-90-91-92		Houston, Texas	
Hamerly, Melanie	2005		Orange, Texas	
Harris, Jennifer	1997		San Jose, Calif.	
Heffner, Alison	2002		Keller, Texas	
Herod, Gina	1980		Fort Worth, Texas	
Hulme, Eileen	1979		Fort Worth, Texas	
Huston, Emily	2002-03-04-05		Santa Rosa, Calif.	
		<b>-I-</b>		
Inlow, Bohnnie	1988-89-90		Houston, Texas	
		<b>-J-</b>		
Jenkins, Judy	1978		El Campo, Texas	
Johnson, Diane *	1977			
Jones, Kathi	1988-89-90-91		Abilene, Texas	
		<b>-K-</b>		
Kaer, Lena	1996-97		Milliani, Hawai'i	
Kennedy, Kara	2001-02		New Braunfels, Texas	
Kenon, Talianna	1998-99-2000-01		San Antonio, Texas	
Kenyon, Jenny	1986-87-88-89		Houston, Texas	
Keyes, Shelley	1984-85-86-87		San Antonio, Texas	
King, Debbie	1979-80		Dallas, Texas	
Kersten, Marisa	2002-03		Green Oaks, Ill.	
Kovacs, Eszter	2003		Salgotarjan, Hungary	
Kunz, Brenda	1990-91-92-93		Kerville, Texas	
		<b>-L-</b>		
<b>LeBlanc, Nicole</b>	<b>2003-04-05</b>		<b>Tampa, Fla.</b>	
Lockett, Leslie	1995-96		San Antonio, Texas	
Lloreda, Laura Daniela	2001-02		Veracruz, Mexico	
Long, Lindsey	2002		Dallas, Texas	
		<b>-M-</b>		
Marcus, Heather	2004-05		Grand Prairie, Texas	
Martin, Dawn	1987-88-89-90		Buena Vista, Colo.	
Mazzarella, Jillian	2001-02		Bonita, Calif.	
McCrary, Leigh Anne	1983		Tyler, Texas	
McElwain, Erin	1992-93-94-95		Lawrence, Kan.	
<b>Meira, Adeline</b>	<b>2004</b>		<b>Sao Paulo, Brazil</b>	
Minton, Sara	1980-81		Tyler, Texas	
<b>Modglin, Amanda</b>	<b>2004-05</b>		<b>Houston, Texas</b>	
Moore, Nancy	1979			
Musgrove, Susan	1987-88		Houston, Texas	
		<b>-N-</b>		
Nicholas, Stevie	2000-01-02-03		Fullerton, Calif.	
Nicholas, Sunny	1998-99-2000-01		Fullerton, Calif.	
		<b>-O-</b>		
Odion, Stella	2002-03-04-05		Houston, Texas	
O'Malley, Susie	1983-84-85-86		Katy, Texas	

		<b>-P-</b>		
Phillips, Angie	1979			
Pierce, Tracie	1988-89		Houston, Texas	
Poik, Elisha	1996-97-98-99		Sacramento, Calif.	
Pratt, Sharon	1993-94-95-96		Richardson, Texas	
Price, Katie	1978		Dallas, Texas	
Putty, Jennifer	1985-86-87		Escondido, Calif.	
		<b>-R-</b>		
Rambeau, Jenny	1989		Houston, Texas	
Ranly, Jana	1985-86-87-88		Lott, Texas	
Reeves, Beverly	1986-87-88-89		Austin, Texas	
		<b>-S-</b>		
Saari, Heather	1992-93-94-96		Burleson, Texas	
Sanders, Lexie	1997-98		Clifton, Texas	
Saunders, Karen *	1977-78			
Saxton, Cathy	1985-86-87-88		Austin, Texas	
Schinpik, Karen	1980		Round Rock, Texas	
<b>Schramek, Kristen</b>	<b>2004-05</b>		<b>San Antonio, Texas</b>	
Schwartz, Tisha	2000-01-02-03		Amarillo, Texas	
Schweih, Crystal	1994-95-96		Manchaca, Texas	
Scott, Kimmy	1998-99-00-01		Laguna Beach, Calif.	
Scott, Suzanne	1994-95-96-97		Houston, Texas	
Seay, Heather	1985-86-87		New Braunfels, Texas	
Selman, Carol	1998-99-00-01		Pflugerville, Texas	
Sheahan, Deborah	1989		Kingwood, Texas	
Sheppard, Kristen	1999		Texarkana, Texas	
Singley, Margo	1997-98-99-00		Pasadena, Calif.	
Sivertson, Cory	1991-92-93-94		Richardson, Texas	
Sivertson, Sarah	1995-96-97-98		Richardson, Texas	
Small, Shelley	1982-83-84-85		Hurst, Texas	
Spriggs, Kelly	2002-03-04-05		Houston, Texas	
Stavinoha, Jan *	1977-78			
Streetman, Debbie	1979-80-81-82		Richardson, Texas	
<b>Sweeney, Deja</b>	<b>2005</b>		<b>Sacramento, Calif.</b>	
		<b>-T-</b>		
Tankersley, Jill	1981-82		Temple, Texas	
Terry, Melinda	1982			
Thomas, Callie	1982		Fairbanks, Alaska	
		<b>-V-</b>		
Vacek, Donna	1978			
Vakulya, Andrea	2003		Szeged, Hungary	
		<b>-W-</b>		
Weinstein, Abby	1998		Austin, Texas	
Welton, Laura	1992-93-94-95		Colleyville, Texas	
Williams, Heather	1989-90-91-92		Amarillo, Texas	
Wood, Laurel *	1977			
		<b>-Y-</b>		
Young, Kia	1996-97-98-99		Houston, Texas	

\* - Although Baylor's first season of varsity intercollegiate volleyball was 1978, members of the 1977 Baylor club team were awarded varsity letters.

*Bold indicates returning letterwinner*