



HISTORY



HISTORY OF BAYLOR BASEBALL

THE EARLY YEARS

Baylor's first season of baseball was in 1902. Baseball was the school's second varsity sport, following football by three years. The 2007 season is Baylor's 103rd baseball season; the school did not field a team from 1943 to 1945 due to World War II.

The Bears finished the 1902 season 5-9 under the direction of coach/player J.C. Ewing. R.N. Watts coached Baylor the next two seasons before Lee Carroll led the Bears to a 12-7 mark, the program's first winning season, in 1905.

In 1906, L.F. Burlison was named head coach, a position he held for three seasons. After E.J. Mills coached Baylor in 1909, Ralph Glaze, who at the same time coached Baylor's men's basketball team, was named head coach. Glaze posted a 54-27 record in four seasons, including a 16-0 mark in 1912.

C.P. "Bubs" Mosley became the program's seventh head coach in 1914 and guided the Bears through the remainder of the teens. Mosley's second season was the first of competition in the Southwest Conference. The Bears placed fourth in the first SWC season with a 5-7 record. Baylor's best season under Mosley was 1916, in which the Bears posted a 13-7 overall record and finished second in the SWC at 6-4.

BETWEEN THE WARS

Frank Bridges, who also served as Baylor's football head coach from 1920 to 1925, was named head coach in 1920 and began the most successful era of the program's first quarter century. Baylor posted a winning record in six of Bridges' eight seasons as head coach, winning the Southwest Conference title in 1923 and reaching the 16-win plateau for just the third time in the program's young history in 1924.

In 1920, the Bears started the season 12-2 overall and 8-1 in SWC play. Baylor entered the season's final week leading the conference standings. However, the Bears dropped four straight games to Texas in that final week and finished the year third in the league.

Three years later, Baylor started SWC play 1-3 but won 13 of its final 15 conference games to win the 1923 Southwest Conference title, the program's first conference title and its last outright conference title for more than three-quarters of a century. The Bears swept a four-game series against Texas A&M in mid-season. In the campaign's final week, the Bears needed to win only two of four games against Texas to win the title. After dropping both games at Austin, Baylor posted wins of 6-2 and 5-3 over the Longhorns in Waco to claim the conference crown.


The 1923 team featured a lanky right-handed pitcher named Ted Lyons. A native of Vinton, La., Lyons earned All-Southwest Conference honors in 1922 and 1923. He then signed with the Chicago White Sox and went directly to the Major Leagues. Lyons, who also was Baylor's first all-conference honoree in basketball, enjoyed a 21-year career with the White Sox. A 1937 All-Star, Lyons was inducted into the Baseball Hall of Fame in 1955. To this date, he remains the lone player from the Southwest Conference's 82-year history to be inducted into Cooperstown.

The SWC began naming all-conference players in 1922. Lyons and outfielder R.M. Crosby were Baylor's first all-SWC players. The following year, Lyons became the program's first two-time all-conference honoree. In 1925, pitcher Carl Freeze became the program's first three-time selection.

In 1928, the Morley Jennings era of Baylor baseball began. Jennings, who graduated from Mississippi State University, was the last Baylor baseball head coach to have graduated from a school other than Baylor. Jennings also served as Baylor's football head coach from 1926 to 1940. In his first season, Jennings led the Bears to a 16-4 overall record and a second-place SWC finish at 11-4, falling to Texas on the season's final day to miss out on the conference title.

Baylor won at least 10 games in each of Jennings' first five seasons, including a 14-6 mark in 1929.

Baylor's success in the first three years under Jennings continued into the 1930s as the Bears



Baseball Hall of Famer Ted Lyons

won 10 games in each of the decade's first two seasons. However, the middle years of the decade were slim; Baylor suffered three consecutive losing seasons from 1933 to 1935 before rebounding for a 9-7 mark in 1936. The following year, Jennings led the Bears to a 12-6 mark and a third-place finish in the SWC standings, Baylor's best conference finish since 1931.

Jennings coached Baylor through the 1939 season, guiding the Bears to a 13-4-2 mark in 1938 and an 11-7 record in his final year.

In 1940, Lloyd Russell became Baylor's 10th head coach. Russell guided the Bears for two seasons in his first stint as head coach before Floyd Crow was named head coach for the 1942 season.

THE POST-WAR ERA

Baylor posted a 12-9 record in 1946, the program's first season after a three-year hiatus during World War II. A.E. "Pete" Jones was the Bears' head coach coming out of the war and remained so through the 1950 season. The Bears finished third or better in the SWC standings in five of Jones' six seasons, including a second-place finish in 1946.

In 1948, Baylor competed in the NCAA Tournament for the first time in school history. With a 16-9 record and a third-place finish in the Southwest Conference, the Bears earned a berth in the NCAA Western Regional at Denver, Colo. Baylor fell to Southern California 8-0 in the opening round but rebounded for wins over Colorado State (13-4) and Oklahoma State (9-8). The Bears were then eliminated from the double-elimination tournament the following day, falling again to eventual national champion USC 16-3.


The Bears finished 17-12 in 1949 and again placed third in the conference standings; however, they did not earn a second straight NCAA bid. In 1950, Jones' final season, Baylor reached the 20-win plateau for the first time ever, going 20-10.

Vic Bradford served as Baylor's head coach in 1951, and Chuck Devereaux had a one-year



Baylor's First Team (1902)

HISTORY OF BAYLOR BASEBALL



Dutch Schroeder

THE SCHROEDER ERA

Dutch Schroeder became Baylor's 16th head coach prior to the 1962 season. After employing 15 different head coaches in the program's first 60 years, Baylor has employed only three since Schroeder's hiring.

Schroeder, for whom the Schroeder Plaza between Baylor Ballpark and Getteman Stadium was named, led the Bears to winning seasons in each of his first seven years as head coach, including a 17-7 mark in his inaugural campaign.

After the 1965 season, right-handed pitcher Fred Rath was a fourth-round Class AA selection of the Chicago White Sox. Rath, who appeared in eight games over the 1968 and 1969 seasons for the White Sox, was Baylor's first drafted player.

The high point of the Schroeder era came in 1966 when Baylor finished 18-10-1 and shared the Southwest Conference title with three other schools at 8-6-1. Baylor had a chance to win the conference outright, hosting its final five games of the season. The Bears blanked Rice 1-0 and 2-0 in the first two games, respectively, but the Owls got the better of the Bruins in the series finale 2-0. However, Baylor bounced back four days later, sweeping a doubleheader against SMU 2-1 and 7-3. While the SWC recognized Baylor, TCU, Texas and Texas A&M as co-champions, the SWC representative in the NCAA Tournament was determined by a coin flip, won by Texas.

Jim Rath and Joe Robinson made Baylor history March 5, 1966. The duo combined on a seven-inning no-hitter at Austin College, the first no-hitter in the program's history.

The Bears reached the 20-win plateau in each of Schroeder's final two seasons. Baylor amassed 21 wins, then a school record in 1973, Schroeder's final year as head coach.

THE SULLIVAN ERA

Mickey Sullivan, who earned first-team All-America honors in 1953 and 1954, became Baylor's 17th head coach in 1974. The Bears posted winning seasons in all but three of Sullivan's school-record 21 years as Baylor's head coach.

Baylor's finest season to date came in 1977, Sullivan's fourth as head coach. The Bears finished 43-15 overall and placed third in the Southwest Conference at 15-9. After winning two of three against Texas to close the regular season, Baylor defeated Texas A&M once and Texas twice more to sweep through the SWC Tournament at Austin.

With an automatic bid to the NCAA Tournament, the Bears were sent to Arlington, Texas, for the South Central Regional played at historic Arlington Stadium. Baylor won its opening game against New Orleans 10-1 but then fell to Miami (Ohio) 7-3. The Bears rallied to defeat UNO again 7-1 and then defeated Miami twice to earn the program's first trip to Omaha.

Baylor's first opponent at the College World Series was South Carolina. The Bears dropped a tough 3-2 decision to the Gamecocks. The following day, Baylor was eliminated by Minnesota, again falling by one run 4-3. The Bears finished the season ranked seventh nationally, Baylor's highest final ranking until 2005.

Omaha must have been good to the Bears, because they returned the very next year. Baylor sustained the loss of three all-conference performers from the 1977 team, including All-American Steve Macko, and found itself barely above .500 at 22-17 in late April. However, the Bears posted a 10-game winning streak that included a sweep of the Southwest Conference Tournament for the second consecutive year to earn a return trip to Arlington for the NCAA South Central Regional. The Bears posted two wins against Mississippi State and one against Texas-Pan American and punched their ticket for Omaha.

Again, the Bears had little luck at the College World Series, falling to Michigan 4-0 and Miami, Fla., 12-1. The season ended with the Bears ranked eighth nationally after a 32-19 campaign.

Sullivan was named Southwest Conference coach of the year in 1977 and 1978, the first and second of five such honors for the Bears' skipper.

Andy Beene became the first Baylor pitcher to throw a complete-game, nine-inning no-hitter March 10, 1979. Beene had eight strikeouts in accomplishing the feat against Texas Tech.

Following the 1979 season, right-handed pitcher Jon Perlman became the first Baylor player drafted in the first round when the Chicago Cubs took him with the 12th overall selection. The Cubs drafted Perlman in the fifth round following the 1978 season, but he decided to return to Baylor. Perlman reached the Majors in three different seasons, one each with the Cubs, the San Francisco Giants and the Cleveland Indians.

Four years later, following the 1983 season, Baylor had four players drafted, which at the time was a program best. Included in that quartet was right-handed pitcher Stan Hilton,

stint in 1952. Jones returned as the Bears' skipper in 1953 and led Baylor to a third-place SWC finish.

Boyd "Jelly" SoRelle took over the program in 1954 and continued Baylor's post-war success. The Bears finished second in the SWC twice during SoRelle's four seasons (1954 and 1956).

The early 1950s saw Baylor's first run of individual success. In 1952, catcher Larry Isbell became the program's first All-American, earning first-team honors from the American Baseball Coaches Association. Isbell also earned football All-America honors in 1951. Two years later, outfielder Mickey Sullivan was a first-team All-America selection, and the following year he became Baylor's first two-time All-American. To this day, Sullivan remains one of only two Bears to have earned All-America honors twice.

Lloyd Russell returned to the head coaching position in 1958. After sub-.500 seasons in each of his first two years back with the Bears, Russell guided Baylor to a 15-7 mark and a second-place tie in the SWC in 1960. The following year was one of Baylor's best to that point; the Bears finished the season 18-4-1 overall, 10-4-1 in SWC play and tied for second in the league standings. Despite not receiving an NCAA Tournament bid, Baylor finished the year ranked 25th nationally by *Collegiate Baseball*. It marked Baylor's first season-ending national ranking.



Steve Macko at the 1977 NCAA South Central Regional

HISTORY OF BAYLOR BASEBALL



Mickey Sullivan

who was taken with the fifth overall selection by the Oakland Athletics. Hilton remains the highest-drafted player in Baylor baseball history. Also drafted that season was current Baylor head coach Steve Smith, who was selected in the fifth round by the San Francisco Giants.

Baylor opened the 1984 season with 13 consecutive wins, the best start to a season since the 1912 team finished 16-0. The 13-game winning streak still ranks as the fifth-longest in the program's history.

The Bears finished 42-13 in 1985, Baylor's first 40-win season since its first in 1977. It was the first of two consecutive 40-win seasons as the Bears went 40-22 in 1986. However, Baylor was shutout of the NCAA Tournament both seasons. Despite not receiving a postseason bid, the Bears finished the year ranked 21st nationally by *Baseball America*. The 1985 season included a program-record, 20-game winning streak from March 7 to March 26.

Right-handed pitcher Pat Combs became Baylor's third first-round draft selection following the 1988 season. Combs was taken with the 11th overall pick by the Philadelphia Phillies; he spent four seasons in the Majors, all with the Phillies, and posted a 17-17 record in 56 career starts.

Baylor reached the 40-win plateau again in 1991. At 40-16 following the regular season, the Bears dropped both games at the Southwest Conference Tournament in College Station, Texas. However, the NCAA still rewarded the Bears with an NCAA Regional selection. The NCAA also rewarded Baylor by sending the Bears to Wichita, Kan., home of the NCAA Midwest Regional and top-ranked Wichita State. After falling to California 8-3 in the opening round, the Bears were eliminated by eventual national runner-up Wichita State 13-7.

Right-handed pitcher Scott Ruffcorn became Baylor's fourth first-round draft pick following the season. He was selected with the 25th overall pick by the Chicago White Sox. Ruffcorn reached the Majors by 1993 and appeared in 30 career games over the next five seasons.

The Bears returned to postseason play in

1993. This time, the NCAA bid was automatic as the Bears defeated Texas Tech once and Texas twice to sweep the Southwest Conference Tournament. Baylor's destination was Baton Rouge, La., as the No. 2 seed in the NCAA South Regional at historic Alex Box Stadium on the Louisiana State campus. The Bears defeated Kent 4-1 in the opening round but fell to third-seeded South Alabama 9-3 in the second round. That set the stage for an elimination game against top-seeded LSU, which lost to Kent in the second round. The Bayou Bengals got the best of the Bears 13-6, ending Baylor's season. LSU went on to win its second of five national titles in a 10-year span.

Baylor had six players drafted following the 1993 season, at the time a program record.

The 1994 season was Baylor's last under Sullivan's leadership. The Bears sent their long-time skipper out in fashion, sweeping Houston at home in the season's final weekend. Sullivan's last game was the back end of a May 1 doubleheader. After defeating the Cougars 6-2 in the opener, the Bears completed the sweep with a 6-5 victory.

Sullivan amassed a 649-428-3 record in his time at Baylor. He led the Bears to five 40-win seasons, four NCAA Tournament appearances, two College World Series appearances and three Southwest Conference Tournament titles.

THE SMITH ERA

For Sullivan's replacement, the Bears stayed with their tradition of Baylor graduates. In the summer of 1994, Baylor named Mississippi State assistant coach Steve Smith, who pitched for the Bears in the early 1980s, as head coach.

In his first season at Baylor, Smith led the Bears to a 24-28 record. It would be Baylor's only sub-.500 record in Smith's first 10 years as head coach. The following year, the Bears went 32-27 and won three out of four against Texas, including taking two of three from the ninth-ranked Longhorns in mid-April.

With his first full recruiting class as juniors, Smith led the Bears to a 41-20-1 record in 1998. Baylor returned to postseason play for the first

time in five years and began the program's most successful era. Ranked 13th nationally to start the season, Baylor climbed as high as seventh in the national rankings. The Bears posted a 14-game winning streak in mid-season, tied for the third-longest in school history.


Baylor entered the final weekend of the 1998 season with a chance to claim the Big 12 regular season title. However, the Bears dropped two of three to Texas A&M and had to settle for second in the final league standings. Baylor earned the third seed at the NCAA South I Regional hosted by Florida in Gainesville, Fla. The Bears were upset by Richmond 12-10 in the first round but rebounded to eliminate host and fourth-ranked Florida 10-5 in the second round. Baylor then faced Illinois in another elimination game, but the Bears fell to the Illini 8-7 in 13 innings.

Following the 1998 season, right-handed pitcher Kip Wells became Baylor's fifth first-round draft pick. Wells, who currently pitches for the Pittsburgh Pirates, was taken with the 16th overall selection by the Chicago White Sox. He was one of four Bears drafted that season, three of which went in the first 15 rounds. Outfielder Jon Topolski led the nation with 11 triples, becoming the first player in Baylor history to lead the nation in a statistical category.

One year later, the Bears enjoyed their most successful season since reaching the College World Series in 1978. Baylor entered the *Baseball America* Top 25 the week of Feb. 28 with a No. 22 ranking. The Bears remained in the publication's national rankings every week from that point until late in the 2001 season, a streak of 51 consecutive weeks.

En route to a school-record 50 wins, the 1999 team enjoyed winning streaks of 14 games (tied for third all-time at Baylor) and 13 games (tied for fifth all-time at Baylor). With a 4-2 stretch between the two streaks, the Bears won 31 of 33 games from Feb. 13 to April 9, the most successful 33-game stretch in the program's history.

The ninth game of the 13-game streak, played Feb. 26, was an historic one as the Bears



1999 Consensus National Player of the Year Jason Jennings with Steve Smith

HISTORY OF BAYLOR BASEBALL



2000 Big 12 Conference Champions

christened Baylor Ballpark with a 22-6 win over Kansas State.

As was the case in 1998, though, the Bears fell just short of the Big 12 Conference title, again finishing second to Texas A&M. Baylor swept through its bracket at the conference tournament, only to fall 4-3 to Nebraska in the championship game.

Still, Baylor was rewarded by the NCAA with more than just a postseason bid. Newly opened Baylor Ballpark, still under construction at the time, would be the site of the first NCAA postseason baseball event hosted by Baylor. The Bears defeated Illinois 7-3 and Minnesota 6-4 to reach the championship round of the four-team regional. Three months and four days after the 22-6 victory over Kansas State in Baylor Ballpark's first game, the Bears defeated Minnesota by the same score to post the program's third NCAA Regional title and its first since 1978.

Next was the NCAA Super Regional as the Bears hosted Big 12 rival Oklahoma State. Baylor won two of three against the Cowboys at Stillwater, Okla., during the regular season, but this time the Cowboys got the best of the Bears. After falling 17-11 in the first game, Baylor rebounded for a 17-7 victory in game two. The Bears led 2-1 through seven innings of the third and deciding game, but OSU rallied for a 6-2 victory and ended Baylor's season.

Five Bears were drafted off the 1999 team, including right-handed pitcher Jason Jennings. The first consensus National Player of the Year in Division I history, Jennings was taken with the 16th overall selection by the Colorado Rockies. He currently still pitches for the Rockies after being named National League Rookie of the Year in 2002.

More than three-quarters of a century had passed since Baylor's last out-right conference title. And after falling just short in the Big 12

race each of the previous two seasons, the 2000 Bears closed the deal. Baylor swept Kansas State at Manhattan, Kan., in the season's final weekend to win the conference title with a 23-7 record. The Bears were swept at Texas Tech in the first conference series of the season but then won nine straight series with four sweeps to win the crown.

Baylor made history April 15, 2000, as Kyle Evans became the first pitcher in Big 12 Conference history to throw a no-hitter. Evans held Iowa State hitless with two walks and five strikeouts in a 4-0 Baylor victory. It was Baylor's first nine-inning, complete-game no-hitter since Andy Beene's against Texas Tech in 1979.

At 45-15 following a loss to Nebraska in the Big 12 Tournament championship game, Baylor was selected to host another NCAA Regional. However, this time the Bears' fortunes were not as sweet. Texas State defeated Baylor 6-0 in the first round. Florida then avenged its 1998 elimination loss to the Bears with a 10-1 victory, ending Baylor's season.

Chad Hawkins was named Baylor's fifth first-team All-America selection and also became the program's seventh first-round draft pick; Hawkins was the 39th overall selection, a supplemental first-round pick of the Texas Rangers. He was one of seven Baylor draft picks, at the time a school record. Freshman Zane Carlson was named Co-National Freshman of the Year by *Collegiate Baseball*.

A young Baylor squad battled to a 37-24 record in 2001 as the Bears reached NCAA postseason play for the fifth consecutive season. Baylor defeated Houston 7-1 in the first round of the NCAA Houston Regional hosted by Rice. The Bears and the Owls met in the second round, and the host squad built a 9-0 lead through the first seven innings. However, Baylor scored five runs in the eighth and six runs in the ninth, held Rice to one run in the bottom of the ninth and won 11-10. Rice rebounded to defeat Houston in an elimination game and then defeated the Bears 7-4 to force a one-game championship. Baylor led 4-3 entering the bottom of the ninth; this time, though, it was the Owls who provided the late-inning heroics winning 5-4.

Baylor's 2001 team produced five draft picks, including consensus All-America catcher Kelly Shoppach, a second-round selection of the Boston Red Sox. Shoppach, who currently plays for the Red Sox, won the Johnny Bench Award as the nation's top collegiate catcher.

In 2002, the Bears went 36-26 and reached NCAA postseason play for the sixth consecutive season. Baylor was sent to Austin, Texas, as the No. 2 seed in the regional and defeated Lamar 4-2 in the opening round. After a 10-8 loss to host Texas in the second round, the Bears reached their third regional title game in four years with a 10-9 victory over Lamar. However, Texas' pitching was too strong for Baylor as the eventual national-champion Longhorns defeated the Bears 2-0.

The 2002 team matched the 2000 squad's then-school record with seven draft picks.

Armed with one of the nation's strongest offensive attacks, Baylor reached postseason play for the seventh straight season in 2003. Leading the Bears' at the plate was outfielder

David Murphy, who tallied a national-best and school-record 121 hits. Baylor led the Big 12 and ranked 16th nationally with a .326 team batting average. The Bears also established a school record with 167 doubles and ranked sixth nationally in that category. Baylor's .514 team slugging percentage ranked 13th nationally.

After an 11-game winning streak in late February and early March, Baylor found itself 14-3 on the season. That early season success laid the groundwork for a squad that finished the regular season 37-19. The Bears reached the championship game at the Big 12 Tournament only to fall to Texas 10-8 in 10 innings. Baylor was named the top seed at the NCAA Hattiesburg Regional, hosted by Southern Mississippi. The Bears defeated Murray State 7-6, Southern 10-3 and the host Golden Eagles to claim their fifth NCAA Regional title.

Having won 16 of its last 20 games, Baylor headed to Baton Rouge, La., for a best of three series against LSU. Right-handed pitcher Steven White pitched a gem in the opener as the Bears silenced a capacity crowd at Alex Box Stadium with a 4-1 win. Baylor erased an early 4-0 deficit and led 5-4 in the eighth inning of game two. But LSU got back-to-back home runs to take a 6-5 lead and went on to win the game by that score. The Tigers claimed the deciding game 20-5, ending Baylor's run.

Murphy, Baylor's seventh first-team All-America selection, became the program's eighth first-round draft pick. The first Baylor position player drafted in the first round, Murphy was taken with the 17th overall selection by the Boston Red Sox. Murphy was one of eight Bears drafted that season, again establishing a school record.



2001 Johnny Bench Award Winner Kelly Shoppach

HISTORY OF BAYLOR BASEBALL



Baylor celebrated its first trip to the College World Series in 27 years in 2005

The 2004 season was a rough one as the Bears finished 29-31 overall and failed to make an NCAA regional appearance for the first time since 1997. Even harder to swallow was how close Baylor was to being really good. The 2004 Bears played 23 one-run games and lost 16 such contests, both tops nationally.

After seeing its streak of six consecutive postseason appearances and seven consecutive winning seasons snapped in 2004, Baylor enjoyed the program's best season in 2005. Returning eight of nine starters, 10 of 12 pitchers, 21 letterwinners, 41 letters and 1,449 games of service, the 2005 Bears were the program's most experienced club ever and the nation's most experienced team that season. That maturity and experience showed as Baylor produced 12 final at-bat victories, including some of the most dramatic finishes and comebacks in the program's history.

Mid-season sweeps of eighth-ranked Vanderbilt and top-ranked Texas in consecutive weekends got things going for the Bears, who went on to claim a share of the Big 12 Conference regular season title with Nebraska. The two teams met in the conference tournament championship game, but the Huskers won 1-0 on a sixth-inning sacrifice fly.

Baylor's strong schedule, which ranked seventh nationally, a share of the conference title and a 38-21 record after the Big 12 Tournament landed the Bears the No. 4 overall

seed in the NCAA Tournament, meaning the road to Omaha went through Waco, Texas.

After defeating Texas-San Antonio and TCU, both by scores of 8-3, in the first two rounds, Baylor faced perennial power Stanford in the NCAA Regional championship round. Trailing 3-2 entering the top of the ninth and playing as the visitor, Baylor got a leadoff home run from Seth Fortenberry to send the game into extra innings. Jeff Mandel, who pitched the game's final four innings, led off the top of the 12th with his first career home run to give Baylor the eventual 4-3 victory.

Clemson then came to Waco for the NCAA Super Regional. After dropping the first game to the Tigers 4-2, Baylor pitching and timely hitting eliminated Clemson as the Bears won game two 7-1 and the deciding third game 6-1. The series win over Clemson put Baylor in the College World Series for the first time in 27 years.

After sweeping Texas in the regular season and eliminating the Longhorns in the Big 12 Tournament, Baylor was matched up with its rival again in the first round of the College World Series. Texas won the game 5-1, but the Bears rebounded with the program's first win at Omaha two days later. Mike Pankratz had an RBI single in the top of the 10th to give Baylor an eventual 4-3 victory over Oregon State.

The following night, fans at Rosenblatt Stadium were treated to the second-largest

comeback in CWS history. Baylor trailed top-seeded and top-ranked Tulane 7-0 entering the bottom of the seventh, but the never-say-die attitude of the 2005 team showed once again. The Bears scored three runs in the seventh, two runs in the eighth and three runs in the ninth for an 8-7 victory. Baylor and Texas met for a fifth time the next night, but the Bears fell to the Longhorns 4-3 on a leadoff walk-off home run in the bottom of the ninth. Texas went on to win the national title, marking the fourth time Baylor was eliminated from NCAA postseason play by the eventual national champion.

A school-record nine Bears were drafted from the 2005 team, including the program's ninth first-rounder — right-handed pitcher Mark McCormick, a supplemental first-round pick of the St. Louis Cardinals with the 43rd overall selection.

Baylor made its eighth postseason appearance in nine seasons in 2006, reaching the championship game at the NCAA Houston Regional. With a 37-26 record, the Bears reached the 35-win plateau for the eighth time in Smith's tenure; Baylor reached 35 wins in a season only five times prior to the Smith era.

Zach Dillon, a Johnny Bench Award semifinalist, was named first-team Academic All-America after posting a Baylor-record and conference-leading .421 batting average in Big 12 play.

In January 2007, *Baseball America* ranked Baylor as the nation's 17th-best college baseball program. The Bears also were rated as one of five "rising" programs, making the second-most progress since 1999.

The 2007 season saw Baylor's youngest team in a decade (five true freshman starters) make a late-season run that propelled the Bears to a ninth NCAA Regional appearance in 10 seasons. Baylor joined an elite group of 15 Division I programs with at least nine postseason appearances from 1998 to 2007. Baylor reached the title game of the Big 12 Conference Championship for the sixth time in the event's 11-year history. The Bears then participated in the NCAA Houston Regional for the second consecutive year.

Individually, Beamer Weems was a unanimous first-team All-Big 12 selection at shortstop, while Raynor Campbell earned *Collegiate Baseball* Freshman All-America honors and was named Big 12 Freshman of the Year by *The Dallas Morning News* and the *Waco Tribune-Herald*. Two more Bears were selected in the MLB Draft, giving Baylor a Big 12-best 56 draftees since 1998.



Baylor eliminated top-ranked Tulane at the 2005 College World Series with one of the largest comebacks in CWS history

ALL-TIME RESULTS

1902 5-9

J.C. EWING

1903 6-8

R.N. WATTS

1904 7-10

R.N. WATTS

1905 12-7

LEE CARROLL

1906 7-9

L.F. BURLESON

1907 8-14

L.F. BURLESON

1908 10-11

L.F. BURLESON

1909 9-12

E.J. MILLS

1910 8-11

RALPH GLAZE

1911 17-7

RALPH GLAZE

1912 16-0

RALPH GLAZE

1913 13-9

RALPH GLAZE

1914 10-10

C.P. "BUBS" MOSLEY

1915 10-10 (SWC 5-7, 4th)

C.P. "BUBS" MOSLEY

1916 13-7 (SWC 6-4, 2nd)

C.P. "BUBS" MOSLEY

1917 3-7 (SWC 1-2, 4th)

C.P. "BUBS" MOSLEY

1918 2-15 (SWC 1-6, 3rd)

C.P. "BUBS" MOSLEY

1919 9-11 (SWC 3-5, 3rd)

C.P. "BUBS" MOSLEY

1920 13-7 (SWC 8-5, 3rd)

FRANK BRIDGES

Mar. 26	AUSTIN COLLEGE	W	4-3
Mar. 27	AUSTIN COLLEGE	W	15-9
Apr. 2	at SMU	W	10-1
Apr. 3	at SMU	W	5-4
Apr. 7	at Texas A&M	L	0-3
Apr. 8	at Texas A&M	W	6-3
Apr. 9	at Rice	W	13-3
Apr. 10	at Rice	W	9-7
Apr. 12	TRINITY	W	3-2
Apr. 16	TCU	L	1-11
Apr. 17	TCU	W	6-2
Apr. 21	SMU	W	6-4
Apr. 22	SMU	W	12-3
Apr. 23	RICE	W	11-1
Apr. 30	TEXAS	L	2-11
May 1	TEXAS	L	0-6
May 3	SOUTHWESTERN	L	0-6
May 6	at Texas	L	1-7
May 7	at Texas	L	2-5
May 9	vs. Trinity †	W	3-2

† - Played at Waxahachie, Texas

1921 3-11 (SWC 3-9, 5th)

FRANK BRIDGES

Mar. 28	SMU	W	3-1
Mar. 29	SMU	W	5-2
Apr. 1	at SMU	L	3-4
Apr. 2	at SMU	L	4-5
Apr. 8	TEXAS	T	5-5
Apr. 9	TEXAS	L	3-9
Apr. 14	at Rice	W	11-0
Apr. 15	at Rice	L	1-2
Apr. 26	SOUTHWESTERN	L	1-4
Apr. 26	SOUTHWESTERN	L	1-9
Apr. 28	at Texas A&M	L	1-3
May 1	TEXAS A&M	L	2-3
May 2	TEXAS A&M	L	3-11
May 5	at Texas	L	3-5
May 6	at Texas	L	2-3

1922 13-7 (SWC 11-5, 2nd)

FRANK BRIDGES

Mar. 28	ST. LOUIS CARDINALS		
Mar. 30	at SMU	W	7-0
Mar. 31	SMU	W	16-1
Apr. 7	TEXAS	W	4-0
Apr. 8	TEXAS	W	7-3
Apr. 13	ARKANSAS		
Apr. 14	ARKANSAS		
Apr. 20	at Texas A&M		
Apr. 21	at Texas A&M		
Apr. 24	at Rice		
Apr. 25	at Rice		
Apr. 28	TEXAS A&M		
Apr. 29	TEXAS A&M		
May 5	SMU	L	1-2
May 6	SMU	W	11-3
May 19	at Texas	L	0-13
May 20	at Texas	L	3-4

1923 15-6 (SWC 14-5, 1st)

FRANK BRIDGES
SOUTHWEST CONFERENCE CHAMPIONS

Apr. 3	TCU	L	1-2
Apr. 4	TCU	W	8-1
Apr. 6	SMU	L	1-2
Apr. 7	SMU	L	6-7
Apr. 13	RICE	W	9-3
Apr. 20	TEXAS A&M	W	6-4
Apr. 21	TEXAS A&M	W	5-3
Apr. 25	TEXAS A&M	W	4-0
Apr. 26	TEXAS A&M	W	3-2
May 3	SMU	W	6-4
May 4	SMU	W	2-1

May 7	at Arkansas	W	4-2
May 8	at Arkansas	W	7-6
May 10	CENTENARY	L	6-7
May 11	CENTENARY	W	10-3
May 15	RICE	W	4-1
May 16	at Texas	L	0-7
May 17	at Texas	L	2-3
May 21	TEXAS	W	6-2
May 22	TEXAS	W	5-3

1924 16-9 (SWC 11-8, 4th)

FRANK BRIDGES

TEXAS	W	2-1	
SMU	W	8-2	
SMU	L	6-14	
at TCU	L	3-8	
at TCU	W	11-8	
at Texas A&M	W	12-2	
at Texas A&M	W	7-4	
at Rice	L	7-12	
at Rice	L	4-5	
TEXAS A&M	W	5-1	
SMU	W	8-1	
SMU	W	4-2	
at TCU	L	4-5	
at TCU	W	7-4	
May 12	TEXAS	L	4-8
May 13	TEXAS	W	2-1
	RICE	W	9-1
	RICE	W	3-0
May 23	at Texas	L	5-10
May 24	at Texas	L	5-6

1925 13-10 (SWC 9-5, 3rd)

FRANK BRIDGES

Mar. 23	MISSISSIPPI STATE	L	4-10
Mar. 24	MISSISSIPPI STATE	W	6-5
Mar. 26	AUSTIN COLLEGE	L	0-1
Mar. 27	AUSTIN COLLEGE	W	13-2
Mar. 31	TRINITY	W	6-4
Apr. 4	TCU	L	4-6
Apr. 11	at SMU	L	3-4
Apr. 15	SOUTHWESTERN	L	6-7
Apr. 16	SOUTHWESTERN	L	6-7
Apr. 18	at TCU	L	3-11
Apr. 20	at Oklahoma State	L	7-8
Apr. 21	at Oklahoma State	W	6-5
Apr. 24	RICE	W	17-3
Apr. 25	TRINITY †	L	1-3
Apr. 27	ARKANSAS	W	3-0
Apr. 28	ARKANSAS	W	5-0
May 1	at Texas	W	4-3
May 2	at Southwestern	W	11-4
May 7	TEXAS A&M	W	6-2
May 11	at Rice	W	7-6
May 12	at Texas A&M	W	5-4
May 16	TEXAS	L	6-13
May 19	SMU	W	6-0

† - Played at Waxahachie, Texas

1926 12-9 (SWC 6-5, 4th)

FRANK BRIDGES

Apr. 3	at Rice	L	0-3
	TEXAS A&M	W	5-3
Apr. 9	SMU	W	5-4
Apr. 13	TEXAS A&M	L	0-5
	TCU	L	12-14
Apr. 23	at Arkansas	W	4-3
Apr. 24	at Arkansas	W	7-3
	RICE	W	8-2
May 8	TCU	L	8-12
May 17	at Texas	L	2-3
	SMU	W	6-5

1927 10-14 (SWC 5-11, 5th)

FRANK BRIDGES

at Rice	L	0-3	
at Texas A&M	W	5-3	
SMU	W	5-4	
TEXAS A&M	L	0-5	
Apr. 14	TEXAS	L	2-8
Apr. 15	TEXAS	W	9-6
at TCU	L	12-14	
at Arkansas	W	4-3	
at Arkansas	W	7-3	
RICE	W	8-2	
TCU	L	8-12	
May 5	at Texas	L	1-2
May 6	at Texas	L	4-8
at SMU	W	6-5	

1928 16-4 (SWC 11-4, 2nd)

MORLEY JENNINGS

ST. EDWARDS	W	8-3	
ST. EDWARDS	W	8-0	
ARKANSAS	W	5-4	
ARKANSAS	W	16-1	
at TCU	L	2-7	
at TCU	W	16-3	
TEXAS TECH	W	14-1	
TEXAS TECH	L	3-8	
RICE	W	15-1	
RICE	W	24-11	
TCU	W	15-5	
TCU	L	1-11	
SMU	W	9-3	
Apr. 27	at Texas	W	13-2
Apr. 28	at Texas	W	4-3
	RICE	W	6-0
	RICE	W	7-1
	SMU	L	5-7
	SMU	W	9-2
May 16	TEXAS	W	5-3
May 17	TEXAS	L	3-6

1929 14-6 (SWC 12-4, 2nd)

MORLEY JENNINGS

ST. EDWARDS	W	4-2	
ST. EDWARDS	W	8-1	
SMU	W	3-2	
SMU	W	13-2	
NOTRE DAME	L	2-5	
NOTRE DAME	L	5-9	
TCU	W	3-2	
TCU	L	2-3	
Apr. 17	TEXAS	W	7-5
Apr. 18	TEXAS	W	8-3
	SMU	W	11-5
	SMU	W	4-3
Apr. 26	at Texas	L	1-4
Apr. 27	at Texas	L	1-3
at Rice	L	1-6	
at Rice	W	4-2	
TCU	W	10-5	
TCU	W	4-3	
RICE	W	7-3	
RICE	W	7-1	

1930 11-6 (SWC 10-6, 3rd)

MORLEY JENNINGS

Apr. 11	at Texas	L	2-9
Apr. 12	at Texas	L	2-6
May 2	TEXAS	L	4-7
May 3	TEXAS	W	13-10
	SMU	W	10-9
	SMU	W	10-9
	SMU	W	10-6
	SMU	W	13-5

ALL-TIME RESULTS

1931 10-3 (SWC 10-3, 3rd)

MORLEY JENNINGS		
NORTHWESTERN	W	7-3
NORTHWESTERN	W	7-6
at Texas A&M	L	3-4
at Rice	W	6-1
WACO PACKERS	W	12-5
at SMU	W	17-3
Apr. 14 TEXAS	W	2-1
at TCU	W	9-6
RICE	W	15-1
TCU	W	5-0
SMU	W	20-5
TEXAS A&M	L	3-5
May 7 at Texas	L	1-5

1932 10-7 (SWC 7-7, 4th)

MORLEY JENNINGS		
KATY RAILROAD	W	8-4
KATY RAILROAD	W	3-2
SMU	W	18-0
at Rice	L	0-4
at Texas A&M	W	10-6
at Texas A&M	L	5-13
Apr. 15 at Texas	W	6-2
Apr. 16 at Texas	L	1-4
TEXAS A&M	W	4-1
TEXAS A&M	L	3-5
RICE	W	8-7
at SMU	L	1-2
at TCU	W	9-2
at TCU	W	11-8
Apr. 30 TEXAS	L	3-6
Apr. 30 TEXAS	L	2-3

1933 5-9 (SWC 3-7, 4th)

MORLEY JENNINGS		
WACO REDMEN	W	8-2
at Texas A&M	W	
at Texas A&M	L	
SMU	W	12-7
Apr. 21 TEXAS A&M	W	
Apr. 22 TEXAS A&M	L	
WACO CUBS	L	
TCU	L	
May 5 TEXAS	L	4-11
May 6 TEXAS	L	2-3
May 16 at Texas	L	1-6
May 17 at Texas	L	2-3
at SMU	W	3-2
at TCU	L	

1934 2-12 (SWC 2-10, 4th)

MORLEY JENNINGS		
vs. Humble Oilers †	L	5-6
vs. Humble Oilers †	L	2-10
Apr. 9 at Texas A&M	L	3-5
Apr. 10 at Texas A&M	L	7-9
TCU	L	
TCU	L	
Apr. 20 at Texas	L	0-12
Apr. 21 at Texas	W	4-3
TEXAS A&M	L	
TEXAS A&M	L	
May 4 TEXAS	L	1-14
May 5 TEXAS	L	0-2
at TCU	L	
at TCU	W	8-3

† - Played at Conroe, Texas

1935 7-8 (SWC 5-7, 4th)

MORLEY JENNINGS		
Apr. 5 at TCU	L	10-13
Apr. 6 at TCU	L	7-8
at Texas A&M	L	3-4
at Texas A&M	W	14-7
Apr. 20 TEXAS	L	6-7
Apr. 20 TEXAS	L	0-4
TEXAS A&M	W	2-1
TEXAS A&M	L	0-9
May 3 at Texas	L	7-16
May 6 at Texas	W	4-3
TCU	W	4-2
TCU	W	4-2

1936 9-7 (SWC 7-7, 4th)

MORLEY JENNINGS		
OKLAHOMA	W	8-5
OKLAHOMA	W	8-7
TEXAS A&M	L	11-13
TEXAS A&M	W	7-3
at SMU	W	4-3
at SMU	L	1-4
Apr. 10 TEXAS	W	8-7
Apr. 11 TEXAS	L	2-5
at Rice	W	11-4
at Texas A&M	L	11-12
Apr. 25 at Texas	L	3-9
TCU	W	7-5
TCU	L	8-13
RICE	W	9-7
at TCU	L	2-5
SMU	W	7-0

1937 12-6 (SWC 9-6, 3rd)

MORLEY JENNINGS		
DALLAS STEERS	W	10-1
at Rice	L	0-7
at Texas A&M	W	4-3
Apr. 9 at Texas	L	1-6
Apr. 10 at Texas	W	10-1
RICE	W	12-3
RICE	W	32-13
Apr. 24 TEXAS	L	0-1
SMU	W	17-6
SMU	W	7-3
TEXAS A&M	L	4-6
TCU	W	11-2
TCU	W	12-11
at SMU	W	7-3
at TCU	L	3-7

1938 13-4-2 (SWC 9-4, 4th)

MORLEY JENNINGS		
Mar. 24 WACO DONS	W	2-0
Mar. 25 TEXAS A&M	W	7-5
Mar. 25 TEXAS A&M	W	11-7
WACO DONS	T	5-5
OKLAHOMA	W	6-5
Apr. 1 at SMU	L	6-7
Apr. 2 at SMU	W	9-8
Apr. 4 NEBRASKA	W	9-7
Apr. 5 NEBRASKA	W	6-0
WACO DONS	T	4-4
Apr. 22 TEXAS	L	0-5
Apr. 23 TEXAS	L	1-11
Apr. 27 at Texas A&M	L	1-3
Apr. 30 RICE	W	8-2
May 3 TCU	W	11-1
May 6 TCU	W	6-0
May 13 at Texas	W	9-7
May 20 at Rice	W	4-3
May 21 at Rice	W	11-1

1939 11-7 (SWC 8-7, t-2nd)

MORLEY JENNINGS		
Mar. 23 at Texas A&M	L	4-5
Mar. 24 at Texas A&M	L	3-4
Mar. 25 at Rice	W	7-1
Mar. 30 OKLAHOMA STATE	L	0-1
Mar. 31 OKLAHOMA STATE	W	13-4
Apr. 8 TCU	W	13-0
Apr. 8 TCU	W	6-5
Apr. 12 TEXAS	L	2-17
Apr. 19 TEXAS A&M	L	0-4
RICE	W	16-1
RICE	W	16-4
at SMU	W	8-2
at TCU	L	1-7
at TCU	L	3-4
May 4 at Texas	L	2-5
May 5 at Texas	L	2-5
May 10 SMU	W	7-1
SMU	W	3-2

1940 11-9 (SWC 7-7, 4th)

LLOYD RUSSELL		
at Oklahoma State	L	2-3
at Oklahoma	L	2-8
at Oklahoma	L	4-13
at Oklahoma State	L	
OKLAHOMA	L	0-5
OKLAHOMA	W	
SMU	W	6-1
Apr. 9 at Texas	L	2-14
RICE	W	10-4
at SMU	L	8-9
at SMU	L	2-3
TCU	W	6-0
TEXAS A&M	L	7-9
TEXAS	L	0-10
May 3 TEXAS	L	4-22
at Rice	W	
at Rice	W	
at Texas A&M	L	1-5
at TCU	W	12-10
at TCU	W	6-4

1941 11-8 (SWC 8-6, 3rd)

LLOYD RUSSELL		
McMURRAY	W	9-1
McMURRAY	W	16-6
at Rice	L	3-8
at Texas A&M	W	
at Texas A&M	L	
SMU	W	12-7
SMU	W	3-2
TCU	W	7-4
TCU	W	3-2
May 2 TEXAS	L	2-5
May 8 at Texas	L	4-9
May 9 at Texas	L	6-7
at SMU	W	9-4

1942 8-8 (SWC 7-8, t-3rd)

FLOYD CROW		
SMU	W	3-2
SMU	L	1-7
SMU	W	7-6
TEXAS A&M	L	0-2
TEXAS A&M	W	4-3
TEXAS A&M	L	9-15
RICE	L	1-3
RICE	L	3-7
RICE	W	14-3
Apr. 17 TEXAS	L	8-12
Apr. 18 TEXAS	L	0-2
TCU	W	13-5
TCU	W	2-0
TCU	W	17-11
May 5 at Texas	L	3-8

1943-1945 NO TEAMS FIELDED

WORLD WAR II

1946 12-9 (SWC 9-6, 2nd)

A.E. "PETE" JONES		
SMU	W	12-9
SMU	W	10-6
SMU	L	5-8
Apr. 4 at Texas	L	6-7
Apr. 5 at Texas	L	1-5
May 8 TEXAS	L	8-9

1947 12-8 (SWC 9-5, 3rd)

A.E. "PETE" JONES		
East End Merchants	W	9-0
TCU	W	12-6
TCU	W	9-8
TEXAS A&M	W	7-4
Rice	W	16-6
OKLAHOMA	W	3-2
OKLAHOMA	L	8-9
Apr. 17 TEXAS	L	6-9
Apr. 18 TEXAS	W	6-2
Apr. 22 at Texas	L	0-1
TEXAS A&M	W	11-3
SMU	W	7-0
SMU	L	3-16
SMU	L	0-5
TCU	W	10-1
Brooke Medical Center	W	4-2
McMurray	L	6-12
Brooke Medical Center	L	4-12
Brooke Medical Center	W	18-5
Rice	W	11-2
Rice	L	4-5
TEXAS A&M	L	3-11
Dallas Rebels	L	4-14

1948 18-11 (SWC 9-5, 3rd)

A.E. "PETE" JONES NCAA WESTERN REGIONAL		
Mar. 15 STEPHEN F. AUSTIN	W	17-12
Mar. 16 STEPHEN F. AUSTIN	W	21-2
Mar. 20 BUFFALO BISON	W	7-6
Mar. 24 MINNESOTA	W	7-6
Mar. 25 MINNESOTA	L	3-10
Mar. 27 OKLAHOMA	W	11-6
Apr. 1 RICE •	W	24-3
Apr. 2 RICE •	W	14-4
Apr. 6 at Texas A&M •	L	0-8
Apr. 7 at Texas A&M •	L	3-5
Apr. 10 at SMU •	L	5-6
WACO PIRATES	W	11-7
WACO PIRATES	L	1-7
vs. Buffalo Bison †	L	1-5
Apr. 17 TEXAS •	W	8-7
Apr. 24 at TCU •	W	15-5
Apr. 27 TEXAS A&M •	W	9-4
Apr. 30 at Texas •	L	1-2
May 1 at Texas •	L	1-8
May 6 TCU •	W	14-7
May 7 TCU •	W	14-6
May 14 SMU •	W	3-2
May 15 SMU •	W	9-4
May 20 vs. Texas A&M \$	W	4-3
May 21 vs. Texas A&M \$	L	1-17
June 16 vs. Southern California %	L	0-8
June 17 vs. Colorado State %	W	13-4
June 18 vs. Oklahoma State %	W	9-8
June 19 vs. Southern California %	L	3-16

† - Played at Waxahachie, Texas

\$ - Played at Brenham, Texas

% - NCAA Western Regional, Denver, Colo.

ALL-TIME RESULTS

1949 17-11 (SWC 9-5, 3rd)

A.E. "PETE" JONES

Mar. 8	at Stephen F. Austin	W	4-2
Mar. 9	at Stephen F. Austin	W	7-4
Mar. 11	STEPHEN F. AUSTIN	W	18-3
Mar. 12	STEPHEN F. AUSTIN	W	11-0
Mar. 14	HARDIN SIMMONS	W	11-4
Mar. 15	OKLAHOMA STATE	W	3-2
Mar. 16	OKLAHOMA STATE	L	3-4
Mar. 18	HARDIN SIMMONS	W	3-1
Mar. 19	HARDIN SIMMONS	W	14-4
Mar. 23	MINNESOTA	W	7-3
Mar. 26	SMU •	W	14-3
Mar. 31	at Texas •	L	4-10
Apr. 5	NEBRASKA	L	5-7
Apr. 5	NEBRASKA	W	4-3
Apr. 8	TEXAS A&M •	W	13-2
Apr. 9	TEXAS A&M •	L	11-15
Apr. 14	at Texas A&M •	L	1-2
Apr. 15	BRADLEY	L	13-15
Apr. 16	BRADLEY	W	1-0
Apr. 22	at TCU •	W	10-1
Apr. 29	TEXAS •	W	11-5
Apr. 30	TEXAS •	W	3-2
May 6	at Rice •	L	1-4
	at Rice •	L	2-5
May 7	RICE •	W	1-0
May 14	at SMU •	L	3-6
May 17	at SMU •	W	12-5
	TCU	W	5-1
	TCU	W	11-4

1950 20-10 (SWC 8-7, 3rd)

A.E. "PETE" JONES

	SMU	W	11-10
	SMU	W	5-0
	SMU	W	3-2
Apr. 15	TEXAS	W	2-1
Apr. 28	at Texas	L	3-22
May 3	at Texas	L	1-22

1951 10-10 (SWC 6-9, t-4th)

VIC BRADFORD

	Houston	L	3-5
	Houston	W	6-4
	Oklahoma		
	Rice		
	Minnesota		
	TEXAS A&M	W	3-2
Apr. 9	at Texas	L	1-5
	SMU	W	8-1
	SMU	L	6-13
	SMU	W	6-5
	TCU		
	Rice		
Apr. 27	TEXAS	W	9-8
Apr. 28	TEXAS	L	1-4
	TEXAS A&M	L	0-9
	TEXAS A&M	L	6-12
	SMU		
	TCU		

1952 unknown (SWC 9-6, 2nd)

CHUCK DEVEREAUX

Mar. 7	at Sam Houston State		
Mar. 8	at Sam Houston State		
Mar. 11	TCU		
Mar. 13	at TCU		
Mar. 15	TEXAS	W	8-5
Mar. 18	TEXAS	W	6-5
Mar. 20	OKLAHOMA		
Mar. 24	MINNESOTA		
Mar. 25	MINNESOTA		
Mar. 28	TCU •		
Mar. 29	TCU •		
Apr. 1	at Texas A&M •	T	2-2
Apr. 2	at Texas A&M •	W	12-9

Apr. 5	at SMU •		
Apr. 8	RICE •		
Apr. 9	RICE •		
Apr. 18	TEXAS •	L	2-3
Apr. 26	at TCU •		
Apr. 29	TEXAS A&M •	W	16-6
Apr. 29	TEXAS A&M •	W	3-0
May 3	TEXAS •	L	3-17
May 3	TEXAS •	W	9-5
May 9	SMU •		
May 10	SMU •		
May 15	at Rice •		

1953 unknown (SWC 7-5, 3rd)

A.E. "PETE" JONES

Mar. 6	at Sam Houston State		
Mar. 7	at Sam Houston State		
Mar. 9	at Houston	W	4-3
Mar. 10	at Houston	W	11-6
Mar. 13	TCU		
Mar. 14	at TCU		
Mar. 17	TEXAS	L	5-10
Mar. 21	at Texas	L	7-25
Mar. 27	at Rice		
Mar. 28	at Rice		
Mar. 31	at Texas A&M	W	8-0
Apr. 7	NEBRASKA	L	1-8
Apr. 7	NEBRASKA	T	8-8
Apr. 10	TEXAS	L	5-6
Apr. 11	TEXAS	W	10-9
Apr. 18	TCU		
Apr. 21	SMU		
Apr. 25	at Texas	L	11-14
May 1	at SMU		
May 2	at SMU		
May 7	TEXAS A&M	W	8-4
May 8	TEXAS A&M	W	5-0
May 12	at TCU		
May 13	at TCU		
May 16	RICE		

1954 15-9-1 (SWC 9-5-1, 2nd)

BOYD "JELLY" SoRELLE

	TCU	W	3-0
	TCU	L	6-7
	Houston	L	4-5
	Houston	W	8-5
	Sul Ross State	L	4-14
	Sul Ross State	W	9-1
Mar. 26	at Texas	L	10-15
Mar. 27	at Texas	L	4-12
	Temple	W	11-8
	TCU	W	13-2
	TCU	L	1-2
	TEXAS A&M	L	5-8
	TEXAS A&M	W	6-4
	SMU	W	3-2
	Rice	W	4-0
	Rice	W	9-0
Apr. 27	TEXAS	T	13-13
	TCU	L	1-2
	TEXAS A&M	W	5-4
	SMU	W	4-3
	SMU	W	5-3
	Rice	W	4-0
	Rice	W	9-6

1955 11-14 (SWC 7-8, t-3rd)

BOYD "JELLY" SoRELLE

	Sam Houston State	W	5-3
	Sam Houston State	L	2-12
	Houston	W	5-3
	Houston	L	2-5
	TCU	W	10-7
	Sul Ross State	L	1-7
	Sul Ross State	L	11-4
	TCU	L	1-4
	Rice	W	8-0

	TEXAS A&M	L	2-4
	Texas Lutheran	L	6-11
	Texas Lutheran	L	3-6
Apr. 12	at Texas	W	5-2
	TCU	W	10-5
	SMU	L	7-8
	TEXAS A&M	W	13-2
	TEXAS A&M	L	4-12
	SMU	L	0-1
	SMU	L	2-5
	TCU	L	0-3
	TCU	W	3-0
	Rice	W	12-5
	Rice	W	4-3
May 13	TEXAS	L	7-9
May 13	TEXAS	L	6-7

1956 12-11 (SWC 8-6, t-2nd)

BOYD "JELLY" SoRELLE

	at Sam Houston State	L	5-8
	at Sam Houston State	W	5-4
	TCU	W	14-10
	Houston	L	4-6
	Houston	W	8-7
	Sul Ross State	L	1-13
	Sul Ross State	L	4-13
	TCU •	L	3-4
	SMU •	W	11-10
Mar. 30	Nebraska	W	9-4
Mar. 31	Nebraska	L	3-5
Apr. 3	TEXAS •	W	4-3
	Rice •	W	7-2
	Rice •	L	1-5
	TEXAS A&M •	W	5-1
	TEXAS A&M •	L	3-12
	SMU •	W	5-1
	TCU •	L	13-16
	TCU •	L	5-9
May 3	at Texas •	W	12-5
May 4	at Texas •	W	1-0
	TEXAS A&M •	L	4-7
	Rice •	W	4-2

1957 10-11 (SWC 4-7, 4th)

BOYD "JELLY" SoRELLE

	at Sam Houston State	L	2-7
	at Sam Houston State	L	0-9
	at Houston	W	12-5
	at Rice •	W	3-0
	at Houston	W	13-6
	TCU	W	16-6
	TEXAS A&M •	W	4-2
	TEXAS A&M •	L	2-4
	KANSAS	W	8-1
	at Sul Ross State	L	7-4
	at Sul Ross State	W	7-2
	at Sul Ross State	W	9-5
	TCU •	W	7-3
May 3	at Texas •	L	1-11
	at Texas A&M •	L	2-5
	RICE •	W	10-2
	RICE •	L	5-7
	SMU •	L	2-4
	at SMU •	L	0-1
	at SMU •	L	0-2
	at TCU	L	8-10

1958 5-17 (SWC 2-11, 6th)

LLOYD RUSSELL

Mar. 3	at Texas	L	2-6
Mar. 6	at Sam Houston State	W	5-4
Mar. 7	at Sam Houston State	L	5-6
Mar. 8	at Houston	L	7-9
Mar. 11	TCU	W	9-1
Mar. 14	HOUSTON	L	7-10
Mar. 15	at TCU	W	6-5
Mar. 21	at Texas A&M	L	7-9
Mar. 22	at Texas A&M	L	4-7

Mar. 28	RICE	L	1-2
Mar. 29	RICE	W	8-7
Apr. 1	TEXAS	L	2-4
Apr. 3	SUL ROSS STATE	L	12-13
Apr. 4	SUL ROSS STATE	L	8-15
Apr. 8	at TCU	L	1-2
Apr. 12	at SMU	L	6-7
Apr. 15	TEXAS A&M	L	4-11
Apr. 19	at Rice	L	1-6
Apr. 25	at Texas	L	2-11
Apr. 26	at Texas	L	0-4
May 9	SMU	L	2-13
May 10	SMU	W	6-3

1959 12-13 (SWC 6-8, 5th)

LLOYD RUSSELL

Mar. 7	HOUSTON	L	0-3
Mar. 11	SUL ROSS STATE	W	9-7
Mar. 12	SUL ROSS STATE	W	9-4
Mar. 13	at TCU	L	6-9
Mar. 14	TCU	W	7-5
Mar. 17	HOUSTON	W	9-2
Mar. 21	TCU	W	14-3
Mar. 24	at Texas A&M	L	6-19
Mar. 27	ABILENE CHRISTIAN	W	13-6
Mar. 28	ABILENE CHRISTIAN	W	6-0
Mar. 31	RICE	L	2-8
Apr. 3	at Texas	L	1-14
Apr. 7	SMU	W	4-3
Apr. 10	TEXAS A&M	L	1-2
Apr. 17	at TCU	L	0-11
Apr. 18	at TCU	W	6-1
Apr. 24	TEXAS	L	3-6
Apr. 25	TEXAS	L	3-5
Apr. 28	at Sam Houston State	L	3-7
May 1	at SMU	W	9-6
May 2	at SMU	W	5-2
May 5	SAM HOUSTON STATE	L	3-5
May 8	at Rice	L	3-7
May 9	at Rice	W	4-3
May 16	TEXAS A&M	L	1-3

1960 15-7 (SWC 10-5, t-2nd)

LLOYD RUSSELL

Mar. 11	ABILENE CHRISTIAN	W	6-2
Mar. 12	ABILENE CHRISTIAN	W	10-0
Mar. 19	TEXAS •	W	6-2
Mar. 26	at SMU •	L	0-3
Mar. 29	at TCU •	W	18-13
Apr. 5	TEXAS A&M •	W	7-5
Apr. 8	at Texas •	L	4-8
Apr. 9	at Texas •	L	4-9
Apr. 14	vs. Arkansas †	L	0-8
Apr. 14	at Louisiana-Monroe †	W	7-0
Apr. 15	vs. LSU †	W	3-0
Apr. 15	vs. Northwestern State †	W	16-2
Apr. 16	vs. Mississippi State †	L	2-14
Apr. 22	SMU •	W	7-6
Apr. 23	SMU •	L	1-8
Apr. 30	RICE •	L	0-1
Apr. 30	RICE •	W	4-3
May 3	at Rice •	W	5-4
May 6	at Texas A&M •	W	13-3
May 7	at Texas A&M •	W	9-3
May 13	TCU •	W	6-2
May 14	TCU •	W	17-1

† - Easter Tournament, Monroe, La.

1961 18-4-1 (SWC 10-4-1, t-2nd)

LLOYD RUSSELL #25 CB

Mar. 3	TCU	W	2-0
Mar. 4	at TCU	W	14-2
Mar. 10	ABILENE CHRISTIAN	W	13-2
Mar. 11	ABILENE CHRISTIAN	W	10-0
Mar. 16	RICE •	W	9-3
Mar. 21	at Texas A&M •	L	6-7

ALL-TIME RESULTS

Mar. 25	at Texas •	L	6-26
Mar. 28	TCU •	W	4-2
Apr. 6	ARKANSAS	W	16-2
Apr. 6	ARKANSAS	W	5-1
Apr. 11	FORT HOOD	W	4-1
Apr. 14	at TCU •	W	16-7
Apr. 15	at TCU •	W	8-4
Apr. 18	SMU •	W	11-6
Apr. 21	at SMU •	W	6-5
Apr. 22	at SMU •	W	9-1
Apr. 23	FORT HOOD	W	16-3
May 5	TEXAS A&M •	W	5-4
May 6	TEXAS A&M •	L	13-15
May 12	at Rice •	W	4-0
May 13	at Rice •	L	2-5
May 17	TEXAS •	W	3-2
May 17	TEXAS •	T	9-9

1962 17-7 (SWC 9-5, 3rd)

DUTCH SCHROEDER

Mar. 2	TCU	W	11-4
Mar. 3	at TCU	L	6-9
Mar. 9	Texas Lutheran	W	5-4
Mar. 12	ABILENE CHRISTIAN	W	6-4
Mar. 13	ABILENE CHRISTIAN	W	11-1
Mar. 17	TEXAS •	L	3-4
Mar. 24	at SMU •	W	5-3
Apr. 4	TEXAS A&M •	W	2-0
Apr. 7	at TCU •	W	7-3
Apr. 12	SMU •	W	5-0
Apr. 13	SMU •	W	15-7
Apr. 16	at Texas •	L	0-8
Apr. 17	at Texas •	L	1-12
Apr. 19	vs. Arkansas !	W	5-0
Apr. 19	vs. Northwestern State !	W	9-1
Apr. 20	at Louisiana-Monroe !	L	5-9
Apr. 20	vs. Northwestern State !	W	11-3
Apr. 21	at Louisiana-Monroe !	W	6-0
Apr. 27	TCU •	W	7-3
Apr. 27	TCU •	W	7-3
May 2	at Texas A&M •	L	0-6
May 3	at Texas A&M •	L	6-12
May 7	RICE •	W	15-3
May 7	RICE •	W	3-0

! - Easter Tournament, Monroe, La.

1963 13-11 (SWC 7-8, 4th)

DUTCH SCHROEDER

Mar. 1	at TCU	L	1-3
Mar. 2	TCU	W	5-2
Mar. 9	TEXAS LUTHERAN	W	4-3
Mar. 16	RICE •	L	3-6
Mar. 23	at Texas A&M •	L	1-2
Mar. 26	TCU •	W	3-2
Mar. 30	at Texas •	W	3-2
Apr. 2	SMU •	W	10-4
Apr. 8	NICHOLLS STATE	W	9-5
Apr. 9	at Tulane	W	5-4
Apr. 12	at Fort Hood	L	1-7
Apr. 13	vs. Dallas !	L	2-4
Apr. 13	vs. UT-Pan American !	W	9-5
Apr. 19	at Rice •	W	6-3
Apr. 20	at Rice •	W	17-15
Apr. 22	at Texas Lutheran	W	3-2
Apr. 26	at TCU •	L	1-2
May 3	TEXAS A&M •	L	1-8
May 4	TEXAS A&M •	W	7-4
May 7	at SMU •	L	0-6
May 8	at SMU •	W	7-3
May 13	TEXAS •	L	1-5
May 13	TEXAS •	L	2-8
May 14	at TCU	L	2-3

! - Played at Fort Hood, Texas

1964 18-7 (SWC 10-5, 2nd)

DUTCH SCHROEDER #26 CB

Feb. 27	AUSTIN COLLEGE	W	3-0
Mar. 5	OKLAHOMA	W	13-3
Mar. 6	at Houston	L	3-6
Mar. 7	at Houston	W	4-3
Mar. 9	UT-PAN AMERICAN	L	3-5
Mar. 10	UT-PAN AMERICAN	W	4-0
Mar. 14	TEXAS •	L	2-4
Mar. 17	at SMU •	W	5-0
Mar. 21	TEXAS LUTHERAN	W	5-4
Mar. 27	MISSOURI	W	5-2
Mar. 28	MISSOURI	W	3-1
Apr. 1	TEXAS A&M •	W	8-7
Apr. 4	at TCU •	W	3-2
Apr. 10	SMU •	W	15-1
Apr. 11	SMU •	W	7-2
Apr. 17	at Texas •	L	1-5
Apr. 18	at Texas •	W	5-1
Apr. 20	at Texas Lutheran	W	3-1
Apr. 24	TCU •	W	3-0
Apr. 25	TCU •	W	7-0
May 1	at Texas A&M •	L	4-7
May 2	at Texas A&M •	L	0-2
May 5	RICE •	W	6-1
May 5	RICE •	W	8-1
May 6	RICE •	L	2-5

1965 18-7 (SWC 9-6, 3rd)

DUTCH SCHROEDER

Mar. 4	at Texas Lutheran	W	14-5
Mar. 5	at UT-Pan American	W	6-4
Mar. 6	at UT-Pan American	L	0-4
Mar. 13	RICE •	W	8-0
Mar. 16	at Texas A&M •	W	2-0
Mar. 27	SMU •	L	5-7
Apr. 2	at TCU •	W	5-3
Apr. 3	at TCU •	W	5-1
Apr. 7	at SMU •	L	0-3
Apr. 8	at SMU •	W	8-0
Apr. 9	at Houston	W	8-7
Apr. 10	at Houston	W	15-3
Apr. 10	at Houston	W	9-3
Apr. 12	TEXAS LUTHERAN	W	5-0
Apr. 15	at St. Mary's	W	10-7
Apr. 16	EMPORIA STATE	W	11-1
Apr. 17	EMPORIA STATE	W	11-7
Apr. 20	TCU •	L	3-7
Apr. 23	TEXAS •	W	5-2
Apr. 24	TEXAS •	L	4-5
Apr. 27	at Texas •	W	4-1
Apr. 30	TEXAS A&M •	L	2-3
May 1	TEXAS A&M •	W	6-4
May 6	at Rice •	W	8-1
May 7	at Rice •	L	4-5

1966 18-10-1 (SWC 8-6-1, t-1st)

DUTCH SCHROEDER SOUTHWEST CONFERENCE CO-CHAMPIONS

Mar. 1	at Texas Lutheran	W	4-2
Mar. 5	at Austin College	W	11-0
Mar. 8	at St. Mary's	L	1-2
Mar. 10	ST. MARY'S	W	7-3
Mar. 15	TEXAS •	L	1-5
Mar. 19	at TCU •	W	7-4
Mar. 21	ARKANSAS	W	9-3
Mar. 22	TEXAS A&M •	W	4-1
Mar. 24	SOUTHERN ILLINOIS	W	8-4
Mar. 26	at Rice •	T	5-5
Mar. 28	KANSAS STATE	W	2-0
Mar. 28	KANSAS STATE	L	0-5
Apr. 1	TCU •	L	1-9
Apr. 2	TCU •	L	1-7
Apr. 5	TEXAS LUTHERAN	L	3-4
Apr. 6	ABILENE CHRISTIAN	W	3-0
Apr. 7	ABILENE CHRISTIAN	W	8-2
Apr. 8	HOUSTON	W	4-3
Apr. 9	HOUSTON	L	2-3

Apr. 15	at Texas •	L	3-6
Apr. 16	at Texas •	W	3-2
Apr. 19	at SMU •	W	3-2
Apr. 29	at Texas A&M •	W	12-9
Apr. 30	at Texas A&M •	L	5-7
May 5	RICE •	W	1-0
May 5	RICE •	W	2-0
May 6	RICE •	L	0-2
May 10	SMU •	W	2-1
May 10	SMU •	W	7-3

1967 14-13 (SWC 4-11, 6th)

DUTCH SCHROEDER

Mar. 3	at St. Edwards	W	7-0
Mar. 4	at Texas Lutheran	W	10-2
Mar. 6	LAMAR	W	11-5
Mar. 7	LAMAR	W	2-1
Mar. 10	ST. EDWARDS	L	5-6
Mar. 11	SMU •	L	1-2
Mar. 14	RICE	W	1-0
Mar. 15	TEXAS LUTHERAN	W	8-1
Mar. 18	TCU	W	5-3
Mar. 23	at Texas •	L	2-9
Mar. 24	HOUSTON	L	2-4
Mar. 25	HOUSTON	W	8-7
Mar. 27	at Texas Tech •	W	12-8
Mar. 28	at Texas Tech •	W	5-3
Mar. 29	at Abilene Christian	L	6-8
Mar. 30	at Abilene Christian	W	17-3
Apr. 1	at Texas A&M •	L	3-5
Apr. 5	KANSAS	W	5-4
Apr. 7	TEXAS •	L	0-12
Apr. 8	TEXAS •	L	7-11
Apr. 14	at SMU •	L	0-22
Apr. 15	at SMU •	W	5-3
Apr. 21	at Rice •	L	6-7
Apr. 22	at Rice •	L	0-1
Apr. 28	TEXAS A&M •	W	5-0
Apr. 29	TEXAS A&M •	L	3-10
May 5	at TCU •	L	2-12
May 6	at TCU • !	L	0-9

! - forfeited game

1968 14-13 (SWC 9-7, 4th)

DUTCH SCHROEDER

Feb. 26	TEXAS LUTHERAN	L	2-3
Mar. 5	TEXAS A&M •	W	3-0
Mar. 9	at TCU •	L	5-6
Mar. 16	SMU •	L	1-2
Mar. 22	RICE •	W	3-0
Mar. 22	RICE •	W	3-0
Mar. 23	RICE •	W	4-2
Mar. 25	ABILENE CHRISTIAN	L	0-4
Mar. 25	ABILENE CHRISTIAN	W	4-1
Mar. 27	NICHOLLS STATE	W	7-2
Mar. 28	SE LOUISIANA	L	2-4
Mar. 29	LAMAR	W	2-1
Mar. 30	LAMAR	L	2-4
Apr. 3	at Texas •	L	0-2
Apr. 4	at Texas •	L	6-10
Apr. 4	at Texas •	L	7-8
Apr. 8	at Texas A&M •	W	2-0
Apr. 12	HOUSTON	L	4-6
Apr. 17	TEXAS LUTHERAN	W	6-3
Apr. 19	UT-PAN AM	W	5-4
Apr. 20	UT-PAN AM	L	4-6
Apr. 26	TCU •	L	4-8
Apr. 27	TCU •	L	2-5
May 3	SMU •	W	7-2
May 4	SMU •	W	3-2
May 11	at Texas Tech •	W	3-2
May 11	at Texas Tech •	W	4-1

1969 10-17 (SWC 6-11, 6th)

DUTCH SCHROEDER

Mar. 7	at UT-Pan American	W	1-0
Mar. 8	at UT-Pan American	L	2-6
Mar. 10	SOUTHWESTERN	W	2-1
Mar. 14	HOUSTON	L	2-5
Mar. 20	at Texas Lutheran	L	3-7
Mar. 21	at Rice •	L	2-6
Mar. 21	at Rice •	L	7-8
Mar. 22	at Rice •	L	3-4
Mar. 25	TEXAS LUTHERAN	W	1-0
Mar. 28	TEXAS TECH •	L	1-6
Mar. 28	TEXAS TECH •	W	7-4
Mar. 29	TEXAS TECH •	L	0-4
Mar. 31	at Lamar	L	2-3
Apr. 1	at Lamar	L	2-4
Apr. 3	TULSA	L	5-7
Apr. 4	at TCU •	L	1-6
Apr. 4	at TCU •	L	3-4
Apr. 5	at TCU •	L	4-10
Apr. 11	at Texas •	L	3-5
Apr. 11	at Texas •	L	2-5
Apr. 15	SOUTHWESTERN	W	10-2
Apr. 18	TEXAS A&M •	W	4-0
Apr. 18	TEXAS A&M •	L	0-1
Apr. 19	TEXAS A&M •	W	8-1
Apr. 25	at SMU •	W	3-1
Apr. 25	at SMU •	W	3-0
Apr. 26	at SMU •	W	1-0

1970 16-21 (SWC 4-14, 6th)

DUTCH SCHROEDER

Mar. 4	SOUTHWESTERN	W	5-2
Mar. 4	SOUTHWESTERN	W	4-0
Mar. 5	ST. MARY'S	W	6-2
Mar. 6	TEXAS LUTHERAN	W	1-0
Mar. 10	HARDIN SIMMONS	W	3-2
Mar. 10	HARDIN SIMMONS	W	6-1
Mar. 13	at Houston	L	3-4
Mar. 13	at Houston	L	3-4
Mar. 14	at Houston	L	1-10
Mar. 14	at Houston	W	6-3
Mar. 20	at Texas A&M •	L	3-7
Mar. 20	at Texas A&M •	L	2-3
Mar. 25	UT-PAN AM	L	1-2
Mar. 25	UT-PAN AM	W	2-1
Mar. 26	UT-PAN AM	W	3-2
Mar. 27	LAMAR	W	9-3
Mar. 27	LAMAR	L	4-5
Mar. 28	LAMAR	W	4-2
Mar. 28	LAMAR	W	4-3
Mar. 30	at St. Mary's	L	5-6
Mar. 31	at Texas Lutheran	L	3-4
Apr. 3	TCU •	L	5-9
Apr. 3	TCU •	W	7-5
Apr. 4	TCU •	L	1-3
Apr. 7	at Texas A&M •	L	2-11
Apr. 10	SMU •	W	1-0
Apr. 10	SMU •	W	3-1
Apr. 11	SMU •	L	3-4
Apr. 17	at Texas •	L	0-3
Apr. 17	at Texas •	L	3-9
Apr. 18	at Texas •	L	1-2
Apr. 24	RICE •	L	1-2
Apr. 24	RICE •	L	2-5
Apr. 25	RICE •	W	12-1
May 1	at Texas Tech •	L	3-5
May 1	at Texas Tech •	L	2-4
May 2	at Texas Tech •	L	2-14

1971 17-22 (SWC 7-10, 5th)

DUTCH SCHROEDER

Feb. 25	at St. Mary's	L	2-3
Feb. 25	at St. Mary's	L	3-4
Feb. 26	at UT-Pan American	L	6-7
Feb. 26	at UT-Pan American	W	6-4
Feb. 27	at UT-Pan American	L	1-6
Feb. 27	at UT-Pan American	L	0-6
Mar. 5	HOUSTON	L	7-10

ALL-TIME RESULTS

Mar. 5	HOUSTON	L	4-8
Mar. 6	HOUSTON	L	0-2
Mar. 6	HOUSTON	W	2-1
Mar. 12	TEXAS •	W	1-0
Mar. 12	TEXAS •	W	4-3
Mar. 13	TEXAS •	L	6-17
Mar. 16	SOUTHWESTERN	W	1-0
Mar. 16	SOUTHWESTERN	W	5-2
Mar. 20	HARDIN SIMMONS	W	15-3
Mar. 20	HARDIN SIMMONS	W	17-3
Mar. 26	at TCU •	L	0-5
Mar. 26	at TCU •	L	2-6
Mar. 27	at TCU •	W	8-6
Apr. 2	TEXAS A&M •	L	5-7
Apr. 2	TEXAS A&M •	L	2-8
Apr. 3	TEXAS A&M •	L	5-10
Apr. 7	at Lamar	W	5-4
Apr. 7	at Lamar	W	4-1
Apr. 8	at Lamar	L	0-4
Apr. 8	at Lamar	L	0-4
Apr. 9	at Nicholls State	L	2-4
Apr. 9	at Nicholls State	W	3-2
Apr. 10	at Tulane	L	4-5
Apr. 10	at Tulane	W	1-0
Apr. 16	at Rice •	L	0-1
Apr. 16	at Rice •	W	3-0
Apr. 23	TEXAS TECH •	L	0-1
Apr. 23	TEXAS TECH •	W	6-3
Apr. 24	TEXAS TECH •	W	6-5
Apr. 30	at SMU •	L	2-3
Apr. 30	at SMU •	L	3-4
May 1	at SMU •	W	9-3

1972 20-20 (SWC 6-12, t-5th)

DUTCH SCHROEDER

Feb. 25	at Houston	L	5-9
Feb. 25	at Houston	L	2-3
Feb. 26	at Houston	W	2-0
Feb. 26	at Houston	W	8-7
Feb. 29	SOUTHWESTERN	L	2-5
Feb. 29	SOUTHWESTERN	W	7-1
Mar. 2	ST. MARY'S	W	3-1
Mar. 2	ST. MARY'S	W	8-5
Mar. 4	AIR FORCE	W	4-1
Mar. 4	AIR FORCE	W	2-1
Mar. 7	HARDIN SIMMONS	W	4-2
Mar. 7	HARDIN SIMMONS	W	10-2
Mar. 9	at Trinity	L	0-2
Mar. 9	at St. Mary's	L	2-1
Mar. 10	at Lamar	W	5-0
Mar. 10	at Lamar	W	4-3
Mar. 11	at Lamar	L	0-5
Mar. 11	at Lamar	W	1-0
Mar. 14	at Southwestern	W	5-1
Mar. 14	at Southwestern	W	12-5
Mar. 17	at Texas •	L	1-4
Mar. 17	at Texas •	L	5-6
Mar. 18	at Texas •	L	2-19
Mar. 24	RICE •	L	0-2
Mar. 24	RICE •	W	5-1
Mar. 25	RICE •	W	5-4
Mar. 31	SMU •	L	1-3
Mar. 31	SMU •	L	2-3
Apr. 1	SMU •	W	3-2
Apr. 7	at Texas A&M •	L	3-5
Apr. 7	at Texas A&M •	L	0-5
Apr. 8	at Texas A&M •	W	4-3
Apr. 14	TCU •	L	4-5
Apr. 14	TCU •	W	3-0
Apr. 15	TCU •	W	4-3
Apr. 21	at Texas Tech •	L	0-8
Apr. 21	at Texas Tech •	L	4-9
Apr. 22	at Texas Tech •	L	3-10
Apr. 29	UT-PAN AMERICAN	L	0-1
Apr. 29	UT-PAN AMERICAN	L	0-1

1973 21-17 (SWC 9-9, 4th)

DUTCH SCHROEDER

Feb. 24	at Southwestern	W	8-3
Feb. 24	at Southwestern	W	4-0
Feb. 26	UT ARLINGTON	W	3-2
Feb. 26	UT ARLINGTON	W	2-0
Feb. 27	at Sam Houston State	L	6-7
Feb. 27	at Sam Houston State	L	1-2
Feb. 28	SOUTHWESTERN	L	0-3
Feb. 28	SOUTHWESTERN	W	6-0
Mar. 2	at Hardin Simmons	L	4-6
Mar. 2	at Hardin Simmons	W	9-5
Mar. 3	at Hardin Simmons	L	3-7
Mar. 3	at Hardin Simmons	L	3-4
Mar. 9	LAMAR	W	5-2
Mar. 10	LAMAR	L	1-8
Mar. 12	SOUTHWESTERN	W	2-1
Mar. 12	SOUTHWESTERN	W	4-3
Mar. 13	ST. MARY'S	W	1-0
Mar. 13	ST. MARY'S	W	5-0
Mar. 16	at SMU •	L	1-3
Mar. 16	at SMU •	L	9-14
Mar. 17	at SMU •	W	4-2
Mar. 23	TEXAS •	L	2-7
Mar. 23	TEXAS •	W	3-2
Mar. 24	TEXAS •	L	4-8
Mar. 31	at TCU •	L	2-12
Mar. 31	at TCU •	L	1-18
Apr. 6	HOUSTON •	W	3-0
Apr. 7	HOUSTON •	W	2-1
Apr. 7	HOUSTON •	L	1-4
Apr. 9	SAM HOUSTON STATE	W	2-1
Apr. 9	SAM HOUSTON STATE	L	0-5
Apr. 13	TEXAS TECH •	W	5-3
Apr. 13	TEXAS TECH •	W	3-1
Apr. 20	TEXAS A&M •	W	6-5
Apr. 20	TEXAS A&M •	W	4-3
Apr. 27	at Rice •	L	2-5
Apr. 27	at Rice •	L	1-3
Apr. 28	at Rice •	W	11-2

1974 25-19 (SWC 12-12, 5th)

MICKEY SULLIVAN

Feb. 16	at Lamar	W	6-1
Feb. 16	at Lamar	L	0-1
Feb. 17	at Lamar	L	0-2
Feb. 17	at Lamar	W	1-0
Feb. 21	at St. Mary's	W	9-4
Feb. 22	at UT-Pan American	L	1-2
Feb. 22	at UT-Pan American	W	6-5
Feb. 23	at UT-Pan American	W	5-4
Feb. 23	at UT-Pan American	L	1-4
Feb. 26	SAM HOUSTON STATE	L	3-4
Feb. 26	SAM HOUSTON STATE	W	5-2
Feb. 27	SOUTHWESTERN	L	6-12
Feb. 27	SOUTHWESTERN	W	6-2
Mar. 1	at Texas A&M •	L	4-8
Mar. 2	at Texas A&M •	L	3-11
Mar. 2	at Texas A&M •	L	5-6
Mar. 8	ARKANSAS •	W	7-6
Mar. 9	ARKANSAS •	W	5-2
Mar. 9	ARKANSAS •	W	9-0
Mar. 11	KEARNEY STATE	W	4-3
Mar. 11	KEARNEY STATE	W	3-0
Mar. 18	at Houston •	W	4-3
Mar. 19	at Houston •	W	8-0
Mar. 19	at Houston •	W	4-2
Mar. 22	TCU •	L	4-15
Mar. 23	TCU •	W	4-0
Mar. 23	TCU •	L	6-8
Mar. 26	UT ARLINGTON	W	2-1
Mar. 26	UT ARLINGTON	W	5-1
Mar. 29	RICE •	W	4-1
Mar. 30	RICE •	W	4-3
Mar. 30	RICE •	L	2-5
Apr. 2	ST. MARY'S	W	10-8
Apr. 5	at Texas •	L	3-15
Apr. 6	at Texas •	L	3-12
Apr. 6	at Texas •	L	5-6
Apr. 12	SMU •	W	9-1

Apr. 13	SMU •	L	5-6
Apr. 13	SMU •	W	6-3
Apr. 16	at Sam Houston State	W	2-1
Apr. 16	at Sam Houston State	L	1-6
Apr. 26	at Texas Tech •	L	5-6
Apr. 27	at Texas Tech •	W	6-4
Apr. 27	at Texas Tech •	L	5-8

1975 25-19 (SWC 11-13, t-4th)

MICKEY SULLIVAN

Feb. 17	at UT Arlington	W	6-5
Feb. 17	at UT Arlington	W	4-0
Feb. 20	LAMAR	W	6-5
Feb. 20	LAMAR	W	7-4
Feb. 21	LAMAR	W	2-1
Feb. 21	LAMAR	W	7-6
Feb. 22	OKLAHOMA	W	5-0
Feb. 22	OKLAHOMA	L	3-11
Feb. 25	SOUTHWESTERN	W	10-0
Feb. 25	SOUTHWESTERN	W	10-2
Feb. 28	TEXAS A&M •	W	4-3
Mar. 1	TEXAS A&M •	L	0-1
Mar. 1	TEXAS A&M •	W	9-6
Mar. 7	at Arkansas •	W	11-2
Mar. 8	at Arkansas •	L	4-5
Mar. 8	at Arkansas •	L	4-7
Mar. 11	at Trinity	W	5-1
Mar. 11	at St. Mary's	W	4-3
Mar. 14	HOUSTON •	W	6-4
Mar. 15	HOUSTON •	W	4-2
Mar. 15	HOUSTON •	W	13-2
Mar. 22	at TCU •	L	7-9
Mar. 22	at TCU •	L	3-5
Mar. 23	at TCU •	L	7-8
Mar. 29	at Rice •	L	4-5
Mar. 30	at Rice •	W	7-0
Mar. 30	at Rice •	L	3-8
Apr. 1	ST. MARY'S	W	16-1
Apr. 1	ST. MARY'S	W	11-6
Apr. 4	TEXAS •	L	6-18
Apr. 5	TEXAS •	L	0-9
Apr. 5	TEXAS •	L	4-17
Apr. 11	at SMU •	W	12-1
Apr. 12	at SMU •	W	6-3
Apr. 12	at SMU •	L	1-2
Apr. 14	at Oklahoma	L	1-3
Apr. 14	at Oklahoma	W	5-3
Apr. 18	UT-PAN AMERICAN	L	0-1
Apr. 18	UT-PAN AMERICAN	L	1-5
Apr. 19	UT-PAN AMERICAN	L	2-7
Apr. 19	UT-PAN AMERICAN	L	3-8
Apr. 25	TEXAS TECH •	W	6-1
Apr. 26	TEXAS TECH •	L	4-5
Apr. 26	TEXAS TECH •	W	8-3

1976 23-19 (SWC 14-10, 4th)

MICKEY SULLIVAN

Feb. 17	at St. Mary's	L	2-4
Feb. 17	at St. Mary's	W	7-2
Feb. 20	at UT-Pan American	L	1-6
Feb. 20	at UT-Pan American	L	3-4
Feb. 21	at UT-Pan American	W	4-2
Feb. 21	at UT-Pan American	L	1-6
Feb. 24	ST. EDWARDS	W	2-1
Feb. 24	ST. EDWARDS	W	11-3
Feb. 27	at TCU •	L	5-13
Feb. 28	at TCU •	W	3-0
Feb. 28	at TCU •	W	5-3
Mar. 5	at Lamar	W	5-3
Mar. 5	at Lamar	L	1-3
Mar. 9	ST. MARY'S	L	1-7
Mar. 9	ST. MARY'S	W	8-7
Mar. 12	RICE •	W	8-7
Mar. 13	RICE •	L	4-6
Mar. 13	RICE •	W	4-2
Mar. 15	HARDIN SIMMONS	W	14-0
Mar. 15	HARDIN SIMMONS	W	18-1
Mar. 19	at Texas •	L	5-16
Mar. 20	at Texas •	L	0-4
Mar. 20	at Texas •	W	9-4

Mar. 23	at Sam Houston State	L	2-3
Mar. 23	at Sam Houston State	L	5-6
Mar. 29	TEXAS A&M •	L	3-6
Mar. 29	TEXAS A&M •	W	5-2
Mar. 30	TEXAS A&M •	W	6-5
Apr. 2	at Houston •	W	4-1
Apr. 3	at Houston •	L	2-5
Apr. 3	at Houston •	L	1-2
Apr. 10	ARKANSAS •	W	5-0
Apr. 10	ARKANSAS •	W	2-0
Apr. 11	ARKANSAS •	W	5-2
Apr. 13	at UMHB	W	3-2
Apr. 13	at UMHB	L	1-2
Apr. 17	at Texas Tech •	L	7-8
Apr. 17	at Texas Tech •	L	10-12
Apr. 18	at Texas Tech •	L	5-6
Apr. 24	SMU •	W	9-2
Apr. 24	SMU •	W	2-1
Apr. 24	SMU •	W	4-1

1977 43-15 (SWC 15-9, 3rd)

MICKEY SULLIVAN NCAA COLLEGE WORLD SERIES NCAA SOUTH CENTRAL REGIONAL SWC TOURNAMENT CHAMPIONS #7 CB

Feb. 18	at UT Arlington	W	2-1
Feb. 18	at UT Arlington	W	2-1
Feb. 19	UT ARLINGTON	W	7-3
Feb. 19	UT ARLINGTON	W	4-0
Feb. 25	TCU •	W	20-3
Feb. 26	TCU •	L	1-2
Feb. 26	TCU •	L	2-3
Mar. 1	at Sam Houston State	W	4-0
Mar. 1	at Sam Houston State	L	7-10
Mar. 5	at St. Mary's	L	4-6
Mar. 5	at St. Mary's	W	4-3
Mar. 8	ST. MARY'S	W	15-8
Mar. 8	ST. MARY'S	W	11-5
Mar. 12	at Rice •	L	7-9
Mar. 12	at Rice •	W	18-1
Mar. 13	at Rice •	W	12-3
Mar. 15	at Hardin Simmons	W	5-2
Mar. 15	at Hardin Simmons	W	7-4
Mar. 17	CENTRAL MICHIGAN	W	7-3
Mar. 17	CENTRAL MICHIGAN	W	16-3
Mar. 21	NEBRASKA	W	2-0
Mar. 21	NEBRASKA	L	0-1
Mar. 22	NEBRASKA	W	12-3
Mar. 22	NEBRASKA	W	6-4
Mar. 28	at Texas A&M •	L	8-9
Mar. 29	at Texas A&M •	L	1-2
Mar. 29	at Texas A&M •	W	8-0
Apr. 1	HOUSTON •	W	15-8
Apr. 2	HOUSTON •	L	0-5
Apr. 2	HOUSTON •	W	8-1
Apr. 6	SAM HOUSTON STATE	W	4-1
Apr. 6	SAM HOUSTON STATE	W	13-7
Apr. 8	at Arkansas •	W	5-3
Apr. 9	at Arkansas •	L	2-5
Apr. 9	at Arkansas •	L	1-6
Apr. 11	UT-PAN AMERICAN	W	8-6
Apr. 11	UT-PAN AMERICAN	W	10-8
Apr. 12	UT-PAN AMERICAN	W	12-2
Apr. 12	UT-PAN AMERICAN	W	11-1
Apr. 15	TEXAS TECH •	W	4-0
Apr. 16	TEXAS TECH •	W	6-1
Apr. 16	TEXAS TECH •	W	15-3
Apr. 22	at SMU •	W	14-0
Apr. 23	at SMU •	W	15-0
Apr. 23	at SMU •	W	12-7
Apr. 29	TEXAS •	L	4-10
Apr. 30	TEXAS •	W	4-2
Apr. 30	TEXAS •	W	3-2
May 19	at Texas !	W	3-2
May 20	vs. Texas A&M !	W	2-1
May 22	at Texas !	W	7-0
May 26	vs. New Orleans S	W	10-1
May 27	vs. Miami (Ohio) S	L	3-7
May 28	vs. New Orleans S	W	7-1
May 28	vs. Miami (Ohio) S	W	12-7
May 29	vs. Miami (Ohio) S	W	2-0

ALL-TIME RESULTS

June 11	vs. South Carolina %	L	2-3
June 13	vs. Minnesota %	L	3-4
I - SWC Tournament, Austin, Texas			
S - NCAA South Central Regional, Arlington, Texas			
% - NCAA College World Series, Omaha, Neb.			

1978 32-19 (SWC 15-9, 3rd)

MICKEY SULLIVAN NCAA COLLEGE WORLD SERIES NCAA SOUTH CENTRAL REGIONAL SWC TOURNAMENT CHAMPIONS #8 CB

Feb. 18	at UT Arlington	W	2-1
Feb. 16	at Arizona State	L	1-3
Feb. 16	at Arizona State	L	1-5
Feb. 17	at Grand Canyon	L	3-5
Feb. 21	ST. MARY'S	W	2-1
Feb. 21	ST. MARY'S	W	2-0
Feb. 28	SAM HOUSTON STATE	W	15-6
Feb. 28	SAM HOUSTON STATE	W	12-3
Mar. 3	SMU •	W	9-5
Mar. 4	SMU •	W	5-4
Mar. 5	SMU •	W	27-18
Mar. 10	at Texas Tech •	W	12-3
Mar. 11	at Texas Tech •	L	0-4
Mar. 11	at Texas Tech •	L	1-5
Mar. 15	CENTRAL MICHIGAN	W	4-3
Mar. 17	ARKANSAS •	W	12-11
Mar. 18	ARKANSAS •	L	6-7
Mar. 18	ARKANSAS •	W	9-8
Mar. 22	NORTH TEXAS	W	19-11
Mar. 22	NORTH TEXAS	W	11-1
Mar. 24	at Houston •	L	5-6
Mar. 25	at Houston •	W	4-1
Mar. 25	at Houston •	W	14-11
Mar. 27	at St. Mary's	L	0-4
Mar. 27	at St. Mary's	W	2-1
Mar. 28	HARDIN SIMMONS	L	3-10
Mar. 28	HARDIN SIMMONS	W	10-4
Mar. 31	TEXAS A&M •	L	3-5
Apr. 1	TEXAS A&M •	L	4-8
Apr. 1	TEXAS A&M •	L	9-11
Apr. 4	at Sam Houston State	W	2-1
Apr. 4	at Sam Houston State	L	6-7
Apr. 7	at Texas •	L	0-3
Apr. 8	at Texas •	W	4-0
Apr. 8	at Texas •	L	4-10
Apr. 14	RICE •	W	9-5
Apr. 15	RICE •	W	8-1
Apr. 15	RICE •	W	10-8
Apr. 21	at Oral Roberts	L	5-8
Apr. 22	at Oral Roberts	L	1-3
Apr. 22	at Oral Roberts	W	7-6
Apr. 28	TCU •	W	14-8
Apr. 29	at TCU •	W	13-1
Apr. 29	at TCU •	W	7-6
May 12	vs. Arkansas !	W	1-0
May 13	vs. Houston !	W	8-4
May 14	vs. Houston !	W	11-3
May 19	vs. Mississippi State S	W	3-0
May 21	vs. UT-Pan American S	W	3-2
May 22	vs. Mississippi State S	W	6-3
June 2	vs. Michigan %	L	0-4
June 3	vs. Miami, Fla. %	L	1-12

I - SWC Tournament, Austin, Texas
S - NCAA South Central Regional, Arlington, Texas
% - NCAA College World Series, Omaha, Neb.

1979 34-15 (SWC 13-9, 3rd)

MICKEY SULLIVAN

Feb. 20	SOUTHWESTERN	L	7-9
Feb. 16	at UT-Pan American	L	3-4
Feb. 21	HOSEI [JAPAN] UNIV.	W	6-0
Feb. 21	HOSEI [JAPAN] UNIV.	W	8-1
Feb. 23	ORAL ROBERTS	W	3-1
Feb. 25	ORAL ROBERTS	L	2-4
Feb. 25	ORAL ROBERTS	W	9-4
Mar. 4	at SMU •	W	16-6
Mar. 4	at SMU •	W	8-6

Mar. 5	UT ARLINGTON	W	5-2
Mar. 5	UT ARLINGTON	W	6-2
Mar. 6	TEXAS WESLEYAN	W	6-4
Mar. 6	TEXAS WESLEYAN	L	1-3
Mar. 7	KEARNEY STATE	W	4-1
Mar. 7	KEARNEY STATE	W	4-3
Mar. 9	TEXAS TECH •	W	4-2
Mar. 10	TEXAS TECH •	L	0-5
Mar. 10	TEXAS TECH •	W	4-0
Mar. 12	SAM HOUSTON STATE	L	3-7
Mar. 12	SAM HOUSTON STATE	L	5-6
Mar. 13	EAST TENNESSEE STATE	W	3-2
Mar. 13	EAST TENNESSEE STATE	W	3-1
Mar. 16	at Arkansas •	L	1-12
Mar. 17	at Arkansas •	L	1-5
Mar. 17	at Arkansas •	W	4-0
Mar. 23	HOUSTON •	W	11-0
Mar. 24	HOUSTON •	L	2-7
Mar. 24	HOUSTON •	L	3-5
Mar. 27	at UT Arlington	W	4-3
Mar. 27	at UT Arlington	W	9-8
Apr. 1	at Texas A&M •	W	7-3
Apr. 1	at Texas A&M •	W	5-3
Apr. 6	TEXAS •	L	3-6
Apr. 7	TEXAS •	L	0-5
Apr. 7	TEXAS •	L	6-9
Apr. 13	at Rice •	W	7-6
Apr. 14	at Rice •	W	8-3
Apr. 14	at Rice •	W	10-7
Apr. 20	at Oral Roberts	L	5-10
Apr. 21	at Oral Roberts	W	3-1
Apr. 21	at Oral Roberts	W	5-0
Apr. 27	TCU •	W	9-4
Apr. 28	TCU •	W	3-2
Apr. 28	TCU •	L	6-14
May 5	DALLAS BAPTIST	W	10-5
May 5	DALLAS BAPTIST	W	3-2
May 7	PAUL QUINN	W	6-5
May 7	PAUL QUINN	W	5-3
May 12	vs. Arkansas !	L	1-6
May 13	vs. Texas A&M !	L	1-2

! - SWC Tournament, Austin, Texas

1980 25-19-2 (SWC 12-12, 5th)

MICKEY SULLIVAN

Feb. 20	SOUTHWESTERN	L	7-9
Feb. 20	SOUTHWESTERN	L	6-10
Feb. 22	at Lamar	W	9-6
Feb. 22	at Lamar	T	1-1
Feb. 23	at Lamar	L	2-3
Feb. 23	at Lamar	L	2-16
Feb. 26	UT ARLINGTON	W	17-2
Feb. 26	UT ARLINGTON	W	9-4
Feb. 29	TEXAS A&M •	W	3-2
Mar. 2	TEXAS A&M •	L	5-6
Mar. 2	TEXAS A&M •	L	6-10
Mar. 4	TEXAS WESLEYAN	W	9-8
Mar. 4	TEXAS WESLEYAN	W	8-5
Mar. 7	at Texas •	L	3-4
Mar. 8	at Texas •	L	1-4
Mar. 8	at Texas •	L	4-20
Mar. 11	at Southwestern	W	7-4
Mar. 12	PAUL QUINN	W	19-0
Mar. 14	RICE •	W	10-2
Mar. 15	RICE •	L	2-9
Mar. 15	RICE •	W	15-11
Mar. 17	ST. FRANCIS	W	8-2
Mar. 17	ST. FRANCIS	T	8-8
Mar. 24	LUBBOCK CHRISTIAN	W	4-3
Mar. 24	LUBBOCK CHRISTIAN	L	0-2
Mar. 28	at TCU •	W	8-7
Mar. 29	at TCU •	L	0-2
Mar. 29	at TCU •	W	8-5
Apr. 1	MIDWESTERN STATE	W	13-4
Apr. 1	MIDWESTERN STATE	W	10-3
Apr. 4	SMU •	W	7-0
Apr. 5	SMU •	L	7-8
Apr. 5	SMU •	W	17-4
Apr. 9	SAM HOUSTON STATE	W	6-4
Apr. 9	SAM HOUSTON STATE	W	12-10
Apr. 11	at Texas Tech •	L	1-8

Apr. 12	at Texas Tech •	L	2-5
Apr. 12	at Texas Tech •	W	6-4
Apr. 15	at UT Arlington	L	0-2
Apr. 15	at UT Arlington	L	3-4
Apr. 18	ARKANSAS •	W	2-1
Apr. 19	ARKANSAS •	L	2-3
Apr. 19	ARKANSAS •	L	6-7
Apr. 25	at Houston •	W	5-3
Apr. 26	at Houston •	W	11-6
Apr. 26	at Houston •	W	8-4

1981 21-24 (SWC 6-15, 8th)

MICKEY SULLIVAN

Feb. 20	LUBBOCK CHRISTIAN	L	6-13
Feb. 20	LUBBOCK CHRISTIAN	W	6-2
Feb. 21	LUBBOCK CHRISTIAN	W	4-2
Feb. 24	SOUTHWESTERN	W	6-5
Feb. 24	SOUTHWESTERN	W	4-3
Mar. 6	LAMAR	L	0-2
Mar. 7	LAMAR	L	10-17
Mar. 9	DALLAS BAPTIST	W	7-2
Mar. 9	DALLAS BAPTIST	L	0-1
Mar. 10	TEXAS WESLEYAN	W	3-2
Mar. 10	TEXAS WESLEYAN	W	7-6
Mar. 13	• HOUSTON •	W	2-1
Mar. 14	• HOUSTON •	L	6-16
Mar. 14	• HOUSTON •	L	3-8
Mar. 16	ST. MARY'S	L	1-8
Mar. 17	MIDWESTERN STATE	W	8-7
Mar. 17	MIDWESTERN STATE	W	18-10
Mar. 20	at Arkansas NR-#19 •	L	3-11
Mar. 21	at Arkansas NR-#19 •	L	1-3
Mar. 21	at Arkansas NR-#19 •	L	0-12
Mar. 24	UT ARLINGTON	W	7-3
Mar. 24	UT ARLINGTON	L	3-5
Mar. 27	TEXAS TECH •	L	4-13
Mar. 28	TEXAS TECH •	W	5-4
Mar. 28	TEXAS TECH •	W	16-5
Mar. 31	SAM HOUSTON STATE	W	3-2
Mar. 31	SAM HOUSTON STATE	L	2-5
Apr. 3	TCU •	W	7-6
Apr. 4	TCU •	L	1-4
Apr. 4	TCU •	L	3-11
Apr. 7	ST. EDWARDS	W	9-7
Apr. 7	ST. EDWARDS	W	8-3
Apr. 10	at Rice •	L	4-5
Apr. 11	at Rice •	L	1-3
Apr. 11	at Rice •	W	3-1
Apr. 14	at UT Arlington	L	9-10
Apr. 14	at UT Arlington	W	11-9
Apr. 17	TEXAS NR-#3 •	L	4-6
Apr. 18	TEXAS NR-#3 •	W	5-2
Apr. 18	TEXAS NR-#3 •	L	6-13
Apr. 21	at Sam Houston State	W	4-1
Apr. 21	at Sam Houston State	L	1-2
Apr. 24	at Texas A&M •	L	1-3
Apr. 25	at Texas A&M •	L	4-5
Apr. 25	at Texas A&M •	L	4-5

1982 25-22 (SWC 9-12, 6th)

MICKEY SULLIVAN

Feb. 23	SOUTHWESTERN	W	3-1
Feb. 23	SOUTHWESTERN	W	7-1
Feb. 26	at Lamar	L	0-4
Feb. 26	at Lamar	L	1-7
Mar. 2	DALLAS BAPTIST	W	8-7
Mar. 2	DALLAS BAPTIST	W	7-5
Mar. 8	vs. Oklahoma State NR-#7 !	L	0-1
Mar. 8	vs. UT-Pan American !	W	3-1
Mar. 9	vs. Oklahoma State NR-#7 !	L	3-4
Mar. 10	vs. UT-Pan American !	L	0-6
Mar. 11	vs. Oklahoma State NR-#7 !	L	4-10
Mar. 11	vs. UT-Pan American !	L	2-7
Mar. 12	vs. Oklahoma State NR-#7 !	L	2-6
Mar. 13	vs. UT-Pan American !	L	0-1
Mar. 16	ST. MARY'S	W	4-1
Mar. 16	ST. MARY'S	W	6-0
Mar. 19	ARKANSAS •	L	2-8
Mar. 20	ARKANSAS •	L	7-8
Mar. 20	ARKANSAS •	W	5-4

Mar. 23	TEXAS WESLEYAN	W	5-0
Mar. 23	TEXAS WESLEYAN	W	6-5
Mar. 26	at Texas Tech •	L	2-13
Mar. 27	at Texas Tech •	L	2-4
Mar. 27	at Texas Tech •	W	11-6
Mar. 30	ST. EDWARDS	W	4-0
Mar. 30	ST. EDWARDS	W	3-0
Apr. 2	at TCU •	W	2-0
Apr. 3	at TCU •	W	3-1
Apr. 3	at TCU •	L	1-12
Apr. 6	at Sam Houston State	L	2-4
Apr. 6	at Sam Houston State	W	5-4
Apr. 9	RICE •	L	11-14
Apr. 10	RICE •	W	5-2
Apr. 11	RICE •	W	11-4
Apr. 13	MCNEESE STATE	W	8-1
Apr. 13	MCNEESE STATE	W	6-5
Apr. 16	at Texas NR-#2 •	L	4-6
Apr. 17	at Texas NR-#2 •	W	9-3
Apr. 17	at Texas NR-#2 •	L	2-3
Apr. 23	TEXAS A&M •	L	2-3
Apr. 24	TEXAS A&M •	L	0-4
Apr. 24	TEXAS A&M •	W	5-3
Apr. 27	at UT Arlington	W	4-3
Apr. 27	at UT Arlington	W	3-5
Apr. 30	at Houston NR-#11 •	L	3-4
May 1	at Houston NR-#11 •	W	2-1
May 1	at Houston NR-#11 •	L	2-3

! - Palm Valley Tournament, Edinburg, Texas

1983 26-22 (SWC 11-10, t-4th)

MICKEY SULLIVAN

Feb. 18	at St. Mary's	W	7-5
Feb. 24	SOUTHWESTERN	W	12-1
Feb. 24	SOUTHWESTERN	W	3-0
Feb. 26	ST. MARY'S	W	3-1
Feb. 26	ST. MARY'S	L	3-5
Feb. 28	at Sam Houston State	W	6-3
Feb. 28	at Sam Houston State	W	4-0
Mar. 1	UT ARLINGTON	L	5-8
Mar. 1	UT ARLINGTON	L	0-1
Mar. 3	vs. Louisiana Tech !	W	7-3
Mar. 3	vs. UT-Pan American !	L	4-8
Mar. 4	vs. Dallas Baptist !	W	11-8
Mar. 4	vs. UT-Pan American !	L	3-10
Mar. 5	vs. Dallas Baptist !	W	10-3
Mar. 7	LAMAR	L	3-8
Mar. 7	LAMAR	L	0-7
Mar. 8	LAMAR	L	2-3
Mar. 8	LAMAR	W	4-3
Mar. 11	at Arkansas •	L	5-8
Mar. 12	at Arkansas •	L	4-5
Mar. 12	at Arkansas •	W	3-2
Mar. 15	at UT Arlington	W	10-7
Mar. 15	at UT Arlington	L	1-2
Mar. 18	TEXAS TECH •	W	5-3
Mar. 19	TEXAS TECH •	W	5-4
Mar. 19	TEXAS TECH •	W	3-2
Mar. 22	DALLAS BAPTIST	W	1-0
Mar. 22	DALLAS BAPTIST	L	2-9
Mar. 27	TCU •	L	0-6
Mar. 27	TCU •	W	6-1
Mar. 28	TCU •	L	5-7
Mar. 29	TEXAS WESLEYAN	W	7-5
Apr. 1	at Rice •	L	4-9
Apr. 2	at Rice •	W	6-2
Apr. 2	at Rice •	L	8-17
Apr. 8	TEXAS NR-#1 •	L	2-9
Apr. 9	TEXAS NR-#1 •	L	0-8
Apr. 9	TEXAS NR-#1 •	L	2-7
Apr. 12	SAM HOUSTON STATE	W	6-5
Apr. 12	SAM HOUSTON STATE	W	5-3
Apr. 15	at Texas A&M •	W	2-1
Apr. 16	at Texas A&M •	L	4-11
Apr. 16	at Texas A&M •	W	12-1
Apr. 19	LUBBOCK CHRISTIAN	L	4-7
Apr. 19	LUBBOCK CHRISTIAN	L	5-6
Apr. 22	HOUSTON NR-#7 •	W	14-5
Apr. 2			

ALL-TIME RESULTS

1984 26-23 (SWC 9-12, t-5th)

MICKEY SULLIVAN

Feb. 14	at St. Mary's	W	3-2	—
Feb. 14	at St. Mary's	W	11-0	n/a
Feb. 15	HARDIN SIMMONS	W	12-1	—
Feb. 15	HARDIN SIMMONS	W	8-4	n/a
Feb. 18	ST. MARY'S	W	3-1	n/a
Feb. 21	UT ARLINGTON	W	6-5	—
Feb. 21	UT ARLINGTON	W	7-2	n/a
Feb. 24	NORTH TEXAS	W	6-2	—
Feb. 24	NORTH TEXAS	W	15-2	n/a
Feb. 25	NORTH TEXAS	W	13-7	—
Feb. 25	NORTH TEXAS	W	15-1	n/a
Feb. 29	SOUTHWESTERN	W	4-3	—
Feb. 29	SOUTHWESTERN	W	9-7	n/a
Mar. 2	at Lamar	L	2-3	—
Mar. 2	at Lamar	L	0-3	192
Mar. 3	at Lamar	L	0-1	—
Mar. 3	at Lamar	L	2-3	243
Mar. 6	at Dallas Baptist	W	7-5	—
Mar. 6	at Dallas Baptist	L	2-12	n/a
Mar. 9	at Sam Houston State	L	1-4	—
Mar. 9	at Sam Houston State	L	1-3	150
Mar. 10	DALLAS BAPTIST	L	4-5	—
Mar. 10	DALLAS BAPTIST	W	11-2	123
Mar. 13	at UT Arlington	L	3-5	—
Mar. 13	at UT Arlington	L	3-8	n/a
Mar. 16	ARKANSAS	L	9-10	n/a
Mar. 17	ARKANSAS	W	8-7	—
Mar. 17	ARKANSAS	L	3-10	n/a
Mar. 20	SOUTHEAST OKLAHOMA STATE	W	9-3	n/a
Mar. 23	at Texas Tech	L	21-30	150
Mar. 24	at Texas Tech	L	3-9	—
Mar. 24	at Texas Tech	W	20-19	1500
Mar. 30	at TCU	W	9-3	200
Mar. 31	at TCU	W	9-7	—
Mar. 31	at TCU	W	2-1	250
Apr. 6	RICE NR-#16	L	10-12	n/a
Apr. 7	RICE NR-#16	L	5-18	n/a
Apr. 8	RICE NR-#16	W	2-1	269
Apr. 10	SAM HOUSTON STATE	L	11-12	—
Apr. 10	SAM HOUSTON STATE	W	4-2	n/a
Apr. 13	at Texas NR-#3	L	1-11	4200
Apr. 14	at Texas NR-#3	L	2-7	—
Apr. 14	at Texas NR-#3	L	0-5	3000
Apr. 20	TEXAS A&M NR-#11	W	17-12	n/a
Apr. 21	TEXAS A&M NR-#11	W	3-0	—
Apr. 21	TEXAS A&M NR-#11	L	1-8	n/a
Apr. 27	at Houston	L	5-6	150
Apr. 28	at Houston	L	1-6	—
Apr. 28	at Houston	W	10-5	200

! - Jody Ramsey Tournament, Edinburg, Texas

1985 42-13 (SWC 14-7, 2nd)

MICKEY SULLIVAN #21 BA

Feb. 16	at St. Mary's	W	5-0	—
Feb. 16	at St. Mary's	W	14-5	269
Feb. 18	SOUTHWESTERN	W	9-7	—
Feb. 18	SOUTHWESTERN	L	2-6	n/a
Feb. 26	ST. MARY'S	W	11-1	—
Feb. 26	ST. MARY'S	W	8-0	n/a
Mar. 2	LAMAR	L	1-5	—
Mar. 2	LAMAR	W	7-6	n/a
Mar. 5	at Sam Houston State	L	4-5	—
Mar. 5	at Sam Houston State	W	5-4	312
Mar. 6	LUBBOCK CHRISTIAN	W	8-6	—
Mar. 6	LUBBOCK CHRISTIAN	L	1-3	n/a
Mar. 7	LUBBOCK CHRISTIAN	W	5-2	—
Mar. 7	LUBBOCK CHRISTIAN	W	5-2	n/a
Mar. 9	EMPORIA STATE	W	5-0	—
Mar. 9	EMPORIA STATE	W	16-4	n/a
Mar. 11	TEXAS STATE	W	12-2	—
Mar. 11	TEXAS STATE	W	12-1	n/a
Mar. 12	SAM HOUSTON STATE	W	4-3	—
Mar. 12	SAM HOUSTON STATE	W	5-3	n/a
Mar. 16	TEXAS TECH	W	3-2	349
Mar. 17	TEXAS TECH	W	3-0	—
Mar. 17	TEXAS TECH	W	5-4	369
Mar. 18	KEARNEY STATE	W	14-3	—
Mar. 18	KEARNEY STATE	W	4-2	69
Mar. 19	DALLAS BAPTIST	W	11-5	—
Mar. 19	DALLAS BAPTIST	W	7-6	119

Mar. 22	TCU	W	7-1	—
Mar. 22	TCU	W	4-3	469
Mar. 23	TCU	W	3-2	569
Mar. 26	NORTH TEXAS	W	8-7	—
Mar. 26	NORTH TEXAS	W	8-2	120
Mar. 29	at Rice	L	4-7	769
Mar. 31	at Rice	W	4-3	—
Mar. 31	at Rice	W	1-0	1058
Apr. 2	at UT Arlington #16-NR	W	15-4	—
Apr. 2	at UT Arlington #16-NR	W	13-0	200
Apr. 5	TEXAS #16-#2	L	1-5	1600
Apr. 6	TEXAS #16-#2	W	8-6	—
Apr. 6	TEXAS #16-#2	W	10-3	1600
Apr. 9	at Dallas Baptist #16-NR	W	7-5	—
Apr. 9	at Dallas Baptist #16-NR	W	6-2	n/a
Apr. 12	at Texas A&M #16-NR	L	1-2	3750
Apr. 14	at Texas A&M #16-NR	L	2-5	—
Apr. 14	at Texas A&M #16-NR	L	6-10	2800
Apr. 16	UT ARLINGTON #16-NR	W	7-0	—
Apr. 16	UT ARLINGTON #16-NR	W	6-3	169
Apr. 19	HOUSTON #16-#17	W	22-6	1200
Apr. 20	HOUSTON #16-#17	L	5-10	—
Apr. 20	HOUSTON #16-#17	W	3-2	1350
Apr. 26	at Arkansas #16-#5	W	7-6	2010
Apr. 27	at Arkansas #16-#5	L	4-5	—
Apr. 27	at Arkansas #16-#5	W	11-8	1830
May 17	! at Arkansas #19-#9	L	4-6	2380
May 18	! vs. Houston #16-#21	L	4-5	320

! - SWC Tournament, Fayetteville, Ark.

1986 40-22 (SWC 12-9, 4th)

MICKEY SULLIVAN

Feb. 17	LUBBOCK CHRISTIAN	L	7-12	—
Feb. 17	LUBBOCK CHRISTIAN	W	11-2	650
Feb. 18	LUBBOCK CHRISTIAN	W	9-2	—
Feb. 18	LUBBOCK CHRISTIAN	W	10-7	385
Feb. 19	SOUTHWESTERN	W	5-0	—
Feb. 19	SOUTHWESTERN	W	6-0	325
Feb. 22	at St. Mary's	W	7-1	—
Feb. 22	at St. Mary's	L	8-11	n/a
Feb. 25	at Sam Houston State	W	5-2	—
Feb. 25	at Sam Houston State	L	0-2	408
Feb. 28	at Lamar	W	11-3	—
Feb. 28	at Lamar	W	20-9	81
Mar. 1	at Lamar	L	6-10	—
Mar. 1	at Lamar	W	13-0	211
Mar. 5	UT ARLINGTON	W	19-0	—
Mar. 5	UT ARLINGTON	W	2-0	150
Mar. 6	KANSAS	W	7-0	—
Mar. 6	KANSAS	W	18-2	280
Mar. 8	TEXAS STATE	W	4-1	—
Mar. 8	TEXAS STATE	L	4-5	315
Mar. 10	ST. EDWARDS	W	3-2	—
Mar. 10	ST. EDWARDS	W	4-0	189
Mar. 11	at Hardin Simmons	L	3-4	—
Mar. 11	at Hardin Simmons	L	6-7	200
Mar. 13	! vs. Oklahoma	W	3-2	n/a
Mar. 14	! vs. Kansas	W	7-1	n/a
Mar. 14	! at UT-Pan American	W	2-1	n/a
Mar. 15	! vs. Central Michigan	L	2-5	n/a
Mar. 17	DALLAS BAPTIST	W	7-6	—
Mar. 17	DALLAS BAPTIST	W	15-4	148
Mar. 18	SAM HOUSTON STATE	L	7-8	235
Mar. 21	at TCU	W	9-1	n/a
Mar. 22	at TCU	L	2-3	—
Mar. 22	at TCU	L	7-11	n/a
Mar. 23	MINNESOTA	W	32-9	394
Mar. 28	RICE	W	16-5	980
Mar. 29	RICE	L	3-11	—
Mar. 29	RICE	W	10-2	743
Apr. 1	at UT Arlington	L	2-3	—
Apr. 1	at UT Arlington	W	9-0	225
Apr. 4	at Texas NR-#4	L	4-9	5500
Apr. 5	at Texas NR-#4	L	2-16	—
Apr. 5	at Texas NR-#4	W	5-3	6000
Apr. 12	TEXAS A&M NR-#25	L	1-3	—
Apr. 12	TEXAS A&M NR-#25	L	2-4	1497
Apr. 13	TEXAS A&M NR-#25	L	3-13	1050
Apr. 15	HARDIN SIMMONS	L	1-2	—
Apr. 15	HARDIN SIMMONS	W	6-2	150
Apr. 18	at Houston	W	5-0	—
Apr. 18	at Houston	W	9-7	205
Apr. 19	at Houston	W	5-4	275
Apr. 22	at Dallas Baptist	W	14-0	—
Apr. 22	at Dallas Baptist	W	9-8	n/a

Apr. 25	ARKANSAS NR-#7	W	10-8	924
Apr. 26	ARKANSAS NR-#7	W	6-4	—
Apr. 26	ARKANSAS NR-#7	L	7-10	1269
May 2	at Texas Tech #24-NR	W	6-3	1263
May 3	at Texas Tech #24-NR	W	8-5	—
May 3	at Texas Tech #24-NR	W	11-4	863
May 16	S vs. Texas #21-#3	W	13-5	1457
May 18	S at Texas A&M #21-#14	L	0-8	4500
May 19	S at Texas A&M #20-#11	L	6-7	3400

! - Citrus Tournament, Edinburg, Texas
S - SWC Tournament, College Station, Texas

1987 38-15 (SWC 9-12, 5th)

MICKEY SULLIVAN

Feb. 13	NORTH TEXAS #21-NR	W	7-5	—
Feb. 13	NORTH TEXAS #21-NR	W	14-4	369
Feb. 18	ST. EDWARDS #21-NR	W	2-1	—
Feb. 18	ST. EDWARDS #21-NR	W	6-0	135
Feb. 19	ST. MARY'S #21-NR	W	8-1	105
Mar. 2	LAMAR #19-NR	W	3-2	—
Mar. 2	LAMAR #19-NR	W	9-8	190
Mar. 3	at Sam Houston State #19-NR	L	5-7	—
Mar. 3	at Sam Houston State #19-NR	W	17-15	483
Mar. 5	DALLAS BAPTIST #19-NR	L	1-3	—
Mar. 5	DALLAS BAPTIST #19-NR	W	8-4	169
Mar. 6	UT ARLINGTON #19-NR	W	9-3	—
Mar. 6	UT ARLINGTON #19-NR	L	8-16	197
Mar. 7	at Hardin Simmons #19-NR	W	12-7	—
Mar. 7	at Hardin Simmons #19-NR	W	7-3	403
Mar. 10	WASHINGTON STATE #21-NR	W	15-1	280
Mar. 11	WASHINGTON STATE #21-NR	W	14-8	280
Mar. 12	WESTERN KENTUCKY #21-NR	W	11-5	225
Mar. 13	WESTERN KENTUCKY #21-NR	W	8-6	182
Mar. 14	LUBBOCK CHRISTIAN #21-NR	W	7-0	—
Mar. 14	LUBBOCK CHRISTIAN #21-NR	W	10-3	291
Mar. 16	LUBBOCK CHRISTIAN #15-NR	W	6-5	291
Mar. 17	HARDIN SIMMONS #15-NR	W	16-4	—
Mar. 17	HARDIN SIMMONS #15-NR	W	6-2	298
Mar. 18	! vs. Notre Dame #15-NR	W	9-4	n/a
Mar. 20	at Rice #15-NR	W	6-5	1000
Mar. 21	at Rice #15-NR	L	1-4	—
Mar. 21	at Rice #15-NR	W	7-2	1000
Mar. 24	SAM HOUSTON STATE #12-NR	W	6-0	—
Mar. 24	SAM HOUSTON STATE #12-NR	W	7-2	189
Mar. 27	TEXAS #12-#1	W	15-3	2300
Mar. 28	TEXAS #12-#1	L	3-4	—
Mar. 28	TEXAS #12-#1	L	3-5	2700
Mar. 31	TEXAS WESLEYAN #11-NR	W	13-2	—
Mar. 31	TEXAS WESLEYAN #11-NR	W	5-0	113
Apr. 3	at Texas A&M #11-NR	L	11-12	3111
Apr. 4	at Texas A&M #11-NR	L	5-13	—
Apr. 4	at Texas A&M #11-NR	L	2-7	3728
Apr. 7	TEXAS STATE #19-NR	W	8-6	—
Apr. 7	TEXAS STATE #19-NR	W	6-0	125
Apr. 10	HOUSTON #19-NR	W	3-1	410
Apr. 11	HOUSTON #19-NR	L	0-9	—
Apr. 11	HOUSTON #19-NR	L	6-7	436
Apr. 14	SOUTHWESTERN	W	12-9	110
Apr. 17	at Arkansas NR-#10	L	3-5	1110
Apr. 18	at Arkansas NR-#10	L	0-8	—
Apr. 18	at Arkansas NR-#10	L	5-6	1420
Apr. 24	TEXAS TECH	W	7-5	180
Apr. 25	TEXAS TECH	L	3-5	—
Apr. 25	TEXAS TECH	W	7-2	220
May 1	TCU	W	6-2	142
May 1	TCU	W	7-4	—
May 2	TCU	W	8-7	218

! - Played at San Antonio, Texas

1988 25-31-1 (SWC 9-12, 4th)

MICKEY SULLIVAN

Feb. 9	ST. EDWARDS	W	11-3	—
Feb. 9	ST. EDWARDS	T	4-4	65
Feb. 10	LUBBOCK CHRISTIAN	W	2-1	—
Feb. 10	LUBBOCK CHRISTIAN	W	5-2	78
Feb. 13	at UT Arlington	L	4-5	—
Feb. 13	at UT Arlington	L	4-5	200
Feb. 15	UT ARLINGTON	L	8-12	—
Feb. 15	UT ARLINGTON	W	3-2	170
Feb. 17	NORTH TEXAS	W	8-6	131
Feb. 19	ORAL ROBERTS	W	5-1	269
Feb. 20	ORAL ROBERTS	L	6-8	—

ALL-TIME RESULTS

Feb. 20	ORAL ROBERTS	L	2-9	312
Feb. 23	ST. MARY'S	W	1-0	177
Feb. 26	at Lamar	L	3-1	160
Feb. 27	at Lamar	W	7-1	—
Feb. 27	at Lamar	L	4-6	284
Mar. 1	SAM HOUSTON STATE	W	8-7	—
Mar. 1	SAM HOUSTON STATE	L	5-9	158
Mar. 4	at Oral Roberts	W	6-3	300
Mar. 7	at Tulane	L	4-11	479
Mar. 10	at Nicholls State	W	7-3	—
Mar. 10	at Nicholls State	L	5-8	257
Mar. 11	at New Orleans NR-#14	L	2-4	917
Mar. 12	at New Orleans NR-#14	L	7-9	1243
Mar. 15	at Sam Houston State	L	4-5	—
Mar. 15	at Sam Houston State	W	4-1	420
Mar. 19	! vs. Oklahoma State	L	1-13	n/a
Mar. 19	! vs. Louisiana Tech	W	3-2	n/a
Mar. 19	! vs. Centenary	L	1-4	n/a
Mar. 22	SOUTHWESTERN	W	11-7	119
Mar. 25	• RICE	W	3-1	387
Mar. 26	• RICE	W	4-1	—
Mar. 26	• RICE	L	3-7	316
Apr. 1	• at Texas NR-#2	L	0-8	5227
Apr. 2	• at Texas NR-#2	L	1-4	—
Apr. 2	• at Texas NR-#2	L	0-14	6982
Apr. 5	TEXAS WESLEYAN	W	5-4	81
Apr. 8	• TEXAS A&M NR-#3	L	4-10	425
Apr. 9	• TEXAS A&M NR-#3	L	1-3	—
Apr. 9	• TEXAS A&M NR-#3	L	0-3	910
Apr. 12	TEXAS STATE	L	1-3	—
Apr. 12	TEXAS STATE	L	0-4	55
Apr. 15	• at Houston	W	20-6	175
Apr. 16	• at Houston	L	1-3	—
Apr. 16	• at Houston	W	4-3	250
Apr. 22	• ARKANSAS NR-#24	L	2-4	380
Apr. 23	• ARKANSAS NR-#24	W	7-5	—
Apr. 23	• ARKANSAS NR-#24	L	10-11	305
Apr. 29	• at Texas Tech	W	8-5	865
Apr. 30	• at Texas Tech	W	5-2	—
Apr. 30	• at Texas Tech	L	5-6	700
May 6	• at TCU	L	5-6	n/a
May 6	• at TCU	W	5-4	n/a
May 7	• at TCU	W	4-2	n/a
May 19	s vs. Texas NR-#4	W	4-2	560
May 20	s vs. Texas A&M NR-#5	L	1-6	375
May 21	s vs. Texas NR-#4	L	5-8	425

! - Dixie College Classic, Shreveport, La.
\$ - SWC Tournament, Fayetteville, Ark.

1989 32-19 (SWC 7-14, t-6th)

MICKEY SULLIVAN

Feb. 10	LUBBOCK CHRISTIAN	W	7-6	—
Feb. 10	LUBBOCK CHRISTIAN	W	7-5	145
Feb. 11	LUBBOCK CHRISTIAN	W	6-1	—
Feb. 11	LUBBOCK CHRISTIAN	W	20-8	135
Feb. 13	HARDIN SIMMONS	W	7-4	—
Feb. 13	HARDIN SIMMONS	L	3-4	85
Feb. 21	ST. MARY'S	L	1-5	—
Feb. 21	ST. MARY'S	W	3-2	110
Feb. 24	at UT Arlington	W	8-1	85
Feb. 25	at UT Arlington	W	5-4	—
Feb. 25	at UT Arlington	W	7-6	250
Feb. 27	ST. EDWARDS	W	6-5	55
Feb. 28	SAM HOUSTON STATE	L	0-3	—
Feb. 28	SAM HOUSTON STATE	W	14-2	120
Mar. 3	UT ARLINGTON	W	8-5	—
Mar. 3	UT ARLINGTON	L	6-8	126
Mar. 6	! vs. Central Michigan	W	5-4	91
Mar. 7	! vs. UT-Pan American	W	5-2	250
Mar. 8	! vs. Central Michigan	W	8-2	—
Mar. 8	! vs. Wake Forest	W	8-6	231
Mar. 10	LAMAR	W	12-6	211
Mar. 11	LAMAR	W	11-7	—
Mar. 11	LAMAR	W	11-5	359
Mar. 14	at Sam Houston State	W	10-7	—
Mar. 14	at Sam Houston State	W	6-4	300
Mar. 17	• at Rice	W	4-3	750
Mar. 18	• at Rice	W	1-0	—
Mar. 18	• at Rice	W	7-1	600
Mar. 20	NORTHWESTERN	W	13-4	369
Mar. 24	• TEXAS NR-#7	L	4-5	2579
Mar. 25	• TEXAS NR-#7	W	6-0	—
Mar. 25	• TEXAS NR-#7	L	3-6	2700
Mar. 27	TEXAS WESLEYAN	W	12-2	109
Mar. 31	• at Texas A&M NR-#1	L	3-10	5207

Apr. 1	• at Texas A&M NR-#1	L	8-9	—
Apr. 1	• at Texas A&M NR-#1	L	2-12	4921
Apr. 4	at Dallas Baptist	W	11-5	n/a
Apr. 7	• HOUSTON NR-#23	W	8-7	567
Apr. 8	• HOUSTON NR-#23	W	7-2	—
Apr. 8	• HOUSTON NR-#23	L	1-2	581
Apr. 11	SOUTHWESTERN	W	14-4	145
Apr. 14	• at Arkansas NR-#11	L	4-8	1738
Apr. 15	• at Arkansas NR-#11	L	1-9	—
Apr. 15	• at Arkansas NR-#11	L	3-10	2013
Apr. 18	DALLAS BAPTIST	L	3-6	164
Apr. 21	• TEXAS TECH	L	0-4	409
Apr. 22	• TEXAS TECH	W	3-2	—
Apr. 22	• TEXAS TECH	L	6-8	415
Apr. 28	• TCU	L	6-13	471
Apr. 29	• TCU	L	6-7	—
Apr. 29	• TCU	L	6-7	230

! - Palm Valley Tournament, Edinburg, Texas

1990 33-19 (SWC 9-12, 6th)

MICKEY SULLIVAN

Feb. 9	DALLAS BAPTIST	L	0-6	287
Feb. 10	DALLAS BAPTIST	W	9-3	—
Feb. 10	DALLAS BAPTIST	W	4-0	312
Feb. 13	SCHREINER	W	13-5	—
Feb. 13	SCHREINER	W	12-3	113
Feb. 16	TEXAS LUTHERAN	W	10-4	108
Feb. 17	TEXAS LUTHERAN	W	4-2	—
Feb. 17	TEXAS LUTHERAN	W	8-2	281
Feb. 20	ST. MARY'S	W	21-0	123
Feb. 23	UT ARLINGTON	L	4-5	241
Feb. 24	UT ARLINGTON	W	5-2	—
Feb. 24	UT ARLINGTON	W	13-1	403
Feb. 27	TEXAS WESLEYAN	W	6-2	—
Feb. 27	TEXAS WESLEYAN	W	2-1	108
Mar. 2	at Lamar	W	16-2	122
Mar. 3	at Lamar	W	14-1	—
Mar. 3	at Lamar	W	7-1	243
Mar. 6	at Sam Houston State	L	0-6	—
Mar. 6	at Sam Houston State	W	7-4	150
Mar. 8	OKLAHOMA STATE NR-#5	L	9-12	519
Mar. 9	LUBBOCK CHRISTIAN	W	19-18	n/a
Mar. 10	LUBBOCK CHRISTIAN	L	8-15	—
Mar. 10	LUBBOCK CHRISTIAN	W	4-1	n/a
Mar. 13	DALLAS BAPTIST	W	5-2	—
Mar. 13	DALLAS BAPTIST	L	0-4	88
Mar. 16	• RICE	L	0-14	238
Mar. 17	• RICE	L	0-2	—
Mar. 17	• RICE	L	1-7	343
Mar. 19	SUL ROSS STATE	W	13-2	89
Mar. 20	SAM HOUSTON STATE	W	7-1	—
Mar. 20	SAM HOUSTON STATE	W	2-1	119
Mar. 23	• at Texas NR-#13	L	3-7	4410
Mar. 24	• at Texas NR-#13	L	1-2	—
Mar. 24	• at Texas NR-#13	L	5-8	1426
Mar. 31	• TEXAS A&M NR-#17	W	7-6	1587
Apr. 1	• TEXAS A&M NR-#17	L	0-2	—
Apr. 1	• TEXAS A&M NR-#17	W	7-0	1478
Apr. 3	SOUTHWESTERN	L	5-7	132
Apr. 6	• at Houston	W	5-2	222
Apr. 7	• at Houston	L	2-3	—
Apr. 7	• at Houston	L	4-5	233
Apr. 10	NORTHWOOD	W	12-4	134
Apr. 13	• ARKANSAS NR-#7	L	3-13	208
Apr. 14	• ARKANSAS NR-#7	W	2-1	—
Apr. 14	• ARKANSAS NR-#7	L	2-3	342
Apr. 20	• at Texas Tech	W	10-0	823
Apr. 21	• at Texas Tech	L	1-2	—
Apr. 21	• at Texas Tech	W	5-3	912
Apr. 25	TEXAS STATE	W	14-7	104
Apr. 28	• at TCU	W	4-2	—
Apr. 28	• at TCU	W	5-4	725
Apr. 29	• at TCU	W	8-4	304

1992 40-20 (SWC 12-9, 3rd)

MICKEY SULLIVAN

NCAA MIDWEST REGIONAL #29 CB

Feb. 8	STEPHEN F. AUSTIN	W	6-0	478
Feb. 9	STEPHEN F. AUSTIN	W	15-8	—
Feb. 9	STEPHEN F. AUSTIN	W	16-6	305
Feb. 12	HARDIN SIMMONS	W	21-2	244
Feb. 15	LUBBOCK CHRISTIAN	W	2-0	261

Feb. 16	LUBBOCK CHRISTIAN	L	3-4	178
Feb. 20	ST. MARY'S	W	4-0	141
Feb. 22	DALLAS BAPTIST	W	6-3	443
Feb. 23	DALLAS BAPTIST	L	1-8	—
Feb. 23	DALLAS BAPTIST	W	5-0	543
Feb. 26	UT ARLINGTON	L	1-2	—
Feb. 26	UT ARLINGTON	L	6-0	162
Mar. 1	at UT Arlington	W	8-3	178
Mar. 2	at UT Arlington	W	6-3	—
Mar. 2	at UT Arlington	W	5-1	315
Mar. 5	at Sam Houston State	W	2-1	—
Mar. 5	at Sam Houston State	W	5-1	298
Mar. 8	LAMAR	W	6-0	269
Mar. 9	LAMAR	W	5-0	—
Mar. 9	LAMAR	W	5-2	322
Mar. 11	TEXAS LUTHERAN	W	15-6	—
Mar. 11	TEXAS LUTHERAN	W	9-4	131
Mar. 12	SCHREINER	W	10-2	—
Mar. 12	SCHREINER	W	5-3	211
Mar. 14	at UT-Pan American	W	5-0	305
Mar. 19	at Dallas Baptist	L	1-3	—
Mar. 19	at Dallas Baptist	L	8-10	221
Mar. 22	• at Rice	W	14-5	584
Mar. 23	• at Rice	L	5-6	—
Mar. 23	• at Rice	L	11-12	554
Mar. 26	SAM HOUSTON STATE	W	11-7	—
Mar. 26	SAM HOUSTON STATE	W	7-6	248
Mar. 29	• TEXAS NR-#6	L	2-3	1700
Mar. 30	• TEXAS NR-#6	W	3-1	—
Mar. 30	• TEXAS NR-#6	L	1-8	2170
Apr. 3	TEXAS STATE	W	8-7	317
Apr. 7	• at Texas A&M NR-#20	W	10-4	—
Apr. 7	• at Texas A&M NR-#20	W	7-6	2789
Apr. 8	• at Texas A&M NR-#20	W	12-6	597
Apr. 9	SOUTHWESTERN	W	8-7	248
Apr. 12	HOUSTON #24-NR	W	8-6	518
Apr. 14	HOUSTON #24-NR	W	5-1	—
Apr. 14	HOUSTON #24-NR	L	0-5	672
Apr. 15	GRAND CANYON #23-NR	W	12-6	176
Apr. 19	• at Arkansas #23-#16	L	5-13	848
Apr. 20	• at Arkansas #23-#16	L	6-7	—
Apr. 20	• at Arkansas #23-#16	W	7-6	1122
Apr. 23	CONCORDIA LUTHERAN	L	1-3	111
Apr. 26	• TEXAS TECH	W	12-2	689
Apr. 27	• TEXAS TECH	W	2-1	—
Apr. 27	• TEXAS TECH	W	3-2	993
Apr. 30	at Oklahoma State #22-NR	W	12-6	1542
May 1	at Oklahoma State #22-NR	L	2-15	1542
May 4	• TCU #22-NR	L	0-4	989
May 5	• TCU #22-NR	W	7-3	—
May 5	• TCU #22-NR	L	2-4	765
May 16	! at Texas A&M NR-#15	L	3-9	4241
May 17	! vs. TCU	L	0-3	929
May 24	s vs. California	L	3-8	878
May 25	s vs. Wichita State NR-#1	L	7-13	6349

! - SWC Tournament, College Station, Texas
\$ - NCAA Midwest Regional, Wichita, Kan.

1992 29-26 (SWC 17-19, 3rd)

MICKEY SULLIVAN

Feb. 7	LUBBOCK CHRISTIAN	W	3-2	—
Feb. 7	LUBBOCK CHRISTIAN	W	1-0	251
Feb. 8	LUBBOCK CHRISTIAN	W	15-1	—
Feb. 8	LUBBOCK CHRISTIAN	L	5-6	513
Feb. 11	ST. MARY'S	W	7-0	—
Feb. 11	ST. MARY'S	W	8-7	109
Feb. 15	• at Houston	W	4-2	—
Feb. 15	• at Houston	W	6-5	330
Feb. 16	• at Houston	L	2-4	345
Feb. 18	UT ARLINGTON	L	4-5	182
Feb. 21	• TEXAS TECH	L	1-3	316
Feb. 23	• TEXAS TECH	W	4-0	—
Feb. 23	• TEXAS TECH	L	4-5	567
Feb. 28	• at Texas NR-#9	L	5-12	3159
Feb. 29	• at Texas NR-#9	L	6-7	—
Feb. 29	• at Texas NR-#9	L	5-14	6553
Mar. 3	at Stephen F. Austin	W	11-0	105
Mar. 6	• at Texas A&M NR-#21	L	6-7	5428
Mar. 7	• at Texas A&M NR-#21	W	4-0	—
Mar. 7	• at Texas A&M NR-#21	W	7-6	5294
Mar. 10	at Sam Houston State	W	10-6	—
Mar. 10	at Sam Houston State	W	7-6	110
Mar. 13	• TCU	W	2-1	707
Mar. 14	• TCU	W	6-5	—
Mar. 14	• TCU	W	8-3	602

ALL-TIME RESULTS

Mar. 16	STEPHEN F. AUSTIN	W	5-2	519
Mar. 20	• RICE	W	1-0	2224
Mar. 21	• RICE	L	0-1	—
Mar. 21	• RICE	W	6-5	514
Mar. 24	TEXAS WESLEYAN	L	4-7	357
Mar. 25	DALLAS BAPTIST	W	6-5	339
Mar. 27	• HOUSTON	W	5-1	555
Mar. 28	• HOUSTON	L	1-3	—
Mar. 28	• HOUSTON	L	5-7	455
Mar. 31	TEXAS STATE	W	8-3	140
Apr. 3	• at Rice	W	8-0	415
Apr. 4	• at Rice	L	0-4	—
Apr. 4	• at Rice	L	2-5	856
Apr. 7	• TEXAS NR-#6	L	1-3	2122
Apr. 8	at Texas State	L	2-11	110
Apr. 10	SAM HOUSTON STATE	L	4-7	512
Apr. 11	SAM HOUSTON STATE	L	3-5	—
Apr. 11	SAM HOUSTON STATE	W	3-2	289
Apr. 14	at Dallas Baptist	L	0-8	118
Apr. 20	• TEXAS A&M	L	1-3	—
Apr. 20	• TEXAS A&M	L	0-1	367
Apr. 21	• TEXAS A&M	W	9-2	210
Apr. 24	• at TCU	W	6-4	—
Apr. 24	• at TCU	W	7-2	385
Apr. 25	• at TCU	W	12-10	492
Apr. 28	• TEXAS NR-#5	L	0-9	—
Apr. 28	• TEXAS NR-#5	W	3-2	1469
May 1	• at Texas Tech	L	2-3	546
May 2	• at Texas Tech	L	2-5	—
May 2	• at Texas Tech	L	4-10	628

1993 41-19 (SWC 11-17, t-2nd)

MICKEY SULLIVAN NCAA SOUTH REGIONAL SWC TOURNAMENT CHAMPIONS #23 BA • #30 CB • #24 USA

Jan. 28	at San Diego State	W	11-4	328
Jan. 29	at San Diego State	W	7-4	342
Jan. 30	at San Diego State	W	11-3	311
Feb. 2	at St. Mary's	W	13-3	112
Feb. 5	LUBBOCK CHRISTIAN	W	2-0	261
Feb. 6	LUBBOCK CHRISTIAN	W	12-5	—
Feb. 6	LUBBOCK CHRISTIAN	W	3-1	417
Feb. 9	at Sam Houston State #23-NR	L	2-4	249
Feb. 10	CONCORDIA LUTHERAN #23-NR	L	5-6	164
Feb. 12	TEXAS LUTHERAN #23-NR	W	18-6	178
Feb. 13	TEXAS LUTHERAN #23-NR	W	11-0	—
Feb. 13	TEXAS LUTHERAN #23-NR	W	9-8	314
Feb. 19	at McNeese State	W	6-0	—
Feb. 19	at McNeese State	L	1-6	245
Feb. 20	at McNeese State	W	10-7	350
Feb. 23	at UTSA	W	12-4	131
Feb. 26	DALLAS BAPTIST	W	5-0	271
Feb. 27	DALLAS BAPTIST	W	8-1	—
Feb. 27	DALLAS BAPTIST	W	7-2	321
Mar. 5	• at Texas Tech	L	0-1	1734
Mar. 6	• at Texas Tech	W	7-4	—
Mar. 6	• at Texas Tech	L	6-10	751
Mar. 9	at Texas State	W	5-4	236
Mar. 10	! vs. UT-Pan American	L	3-4	487
Mar. 11	! vs. Maine	L	6-10	175
Mar. 11	! vs. UT-Pan American	L	4-6	895
Mar. 17	ST. MARY'S	L	0-6	110
Mar. 20	ORAL ROBERTS	L	0-2	—
Mar. 20	ORAL ROBERTS	L	1-4	210
Mar. 23	ST. EDWARDS	W	9-3	151
Mar. 24	TEXAS WESLEYAN	W	8-1	115
Mar. 26	UT ARLINGTON	W	2-0	313
Mar. 27	UT ARLINGTON	W	6-5	485
Mar. 31	TEXAS STATE	W	5-3	176
Apr. 2	• RICE NR-#22	W	18-0	624
Apr. 3	• RICE NR-#22	W	6-5	312
Apr. 4	• RICE NR-#22	L	2-8	127
Apr. 6	UTSA	W	12-5	154
Apr. 9	• at Texas NR-#1	L	1-2	6209
Apr. 10	• TEXAS NR-#1	W	7-4	—
Apr. 10	• TEXAS NR-#1	W	8-6	2134
Apr. 13	at UT Arlington	W	8-5	146
Apr. 16	• TEXAS A&M NR-#1	L	0-1	2321
Apr. 17	• at Texas A&M NR-#1	W	2-1	—
Apr. 17	• at Texas A&M NR-#1	L	2-9	6486
Apr. 20	SAM HOUSTON STATE	L	2-11	207
Apr. 23	• TCU	W	11-5	976
Apr. 24	• TCU	L	3-6	—
Apr. 24	• TCU	W	8-7	962
Apr. 27	STEPHEN F. AUSTIN	W	3-1	—

Apr. 27	STEPHEN F. AUSTIN	W	7-6	223
May 1	• at Houston	W	4-3	235
May 2	• at Houston	W	10-3	—
May 2	• at Houston	W	13-8	343
May 13	S vs. Texas Tech #24-#12	W	6-4	2556
May 14	S at Texas #24-#4	W	9-4	6352
May 15	S at Texas #24-#4	W	10-6	5639
May 27	% vs. Kent #14-NR	W	4-1	977
May 28	% vs. South Alabama #14-NR	L	3-9	1521
May 29	% at LSU #14-#3	L	6-13	4923

! - Citrus Tournament, Edinburg, Texas
S - SWC Tournament, Austin, Texas
% - NCAA South Regional, Baton Rouge, La.

1994 24-28-1 (SWC 6-12, t-5th)

MICKEY SULLIVAN

Feb. 3	at Grand Canyon	L	3-8	362
Feb. 4	at Grand Canyon	L	1-3	402
Feb. 5	at Grand Canyon [10]	T	11-11	421
Feb. 8	at UT Arlington	L	6-8	156
Feb. 11	LUBBOCK CHRISTIAN 1	W	20-6	142
Feb. 12	LUBBOCK CHRISTIAN 1	W	3-2	—
Feb. 12	LUBBOCK CHRISTIAN 1	W	2-1	220
Feb. 15	TEXAS LUTHERAN	L	4-9	72
Feb. 17	MCNEESE STATE	L	2-18	175
Feb. 18	MCNEESE STATE 8	L	3-10	—
Feb. 18	MCNEESE STATE 7	L	1-10	121
Feb. 23	at UTSA	L	2-10	101
Feb. 25	STEPHEN F. AUSTIN [10]	W	4-3	104
Feb. 26	STEPHEN F. AUSTIN 7	W	6-4	—
Feb. 26	STEPHEN F. AUSTIN 7	W	7-1	89
Mar. 2	TEXAS STATE 7 [9]	W	2-1	—
Mar. 2	TEXAS STATE 7	W	13-6	92
Mar. 4	! vs. Iowa State	W	7-6	111
Mar. 5	at UT Arlington 7	W	3-1	247
Mar. 7	at Oral Roberts	L	6-8	205
Mar. 10	SAN DIEGO STATE	W	11-2	72
Mar. 11	SAN DIEGO STATE	W	10-5	137
Mar. 12	SAN DIEGO STATE	L	6-11	101
Mar. 14	TEXAS WESLEYAN	W	3-2	300
Mar. 15	SAM HOUSTON STATE [10]	W	2-1	210
Mar. 18	DALLAS BAPTIST	L	3-6	375
Mar. 19	DALLAS BAPTIST 7	W	10-6	—
Mar. 19	DALLAS BAPTIST 7	L	4-6	300
Mar. 22	UT ARLINGTON	W	14-5	156
Mar. 25	• TEXAS TECH 7	W	4-0	776
Mar. 26	• TEXAS TECH	L	1-4	776
Mar. 28	• TEXAS TECH	L	5-10	452
Mar. 29	at Sam Houston State	W	9-5	350
Apr. 1	• at TCU	L	12-24	733
Apr. 2	• at TCU 7	L	1-4	—
Apr. 2	• at TCU	L	1-12	844
Apr. 4	ORAL ROBERTS [10]	L	7-8	100
Apr. 5	ORAL ROBERTS	L	4-19	100
Apr. 8	• at Rice NR-#17	L	5-10	1007
Apr. 9	• at Rice 7 NR-#17	L	4-7	—
Apr. 9	• at Rice NR-#17	L	9-12	1027
Apr. 12	HOUSTON BAPTIST	L	6-10	475
Apr. 15	• TEXAS NR-#17	W	6-2	1751
Apr. 16	• at Texas 7 NR-#17	L	1-3	—
Apr. 16	• at Texas NR-#17	L	4-10	5821
Apr. 19	at Dallas Baptist	W	13-8	547
Apr. 22	• at Texas A&M	L	0-3	1923
Apr. 23	• TEXAS A&M [10]	W	5-4	—
Apr. 23	• TEXAS A&M 7	L	11-12	1787
Apr. 27	UTSA	L	6-7	250
Apr. 30	• HOUSTON	W	5-3	250
May 1	• HOUSTON 7	W	6-2	—
May 1	• HOUSTON	W	6-5	200

! - Played in Arlington, Texas

1995 25-28 (SWC 7-17, 6th)

STEVE SMITH

Feb. 7	TEXAS STATE	W	6-0	70
Feb. 10	LUBBOCK CHRISTIAN 7	L	0-4	—
Feb. 10	LUBBOCK CHRISTIAN [11]	W	7-6	1009
Feb. 17	at McNeese State	L	1-5	160
Feb. 18	at McNeese State 7	W	6-5	—
Feb. 18	at McNeese State 7	L	1-2	450
Feb. 21	at UT Arlington	W	6-3	182
Feb. 22	at UTSA	W	17-10	220
Feb. 24	NORTHWESTERN STATE	W	2-0	425
Feb. 25	NORTHWESTERN STATE 7	L	5-9	—

Feb. 25	NORTHWESTERN STATE 7	L	5-10	212
Mar. 4	CREIGHTON 7	W	1-0	—
Mar. 4	CREIGHTON	L	3-5	250
Mar. 5	CREIGHTON [11]	W	3-2	325
Mar. 8	at Stephen F. Austin	W	4-2	203
Mar. 11	! vs. Nebraska	W	1-0	1711
Mar. 12	! vs. Notre Dame	W	2-1	1925
Mar. 13	! vs. George Washington	W	10-6	1300
Mar. 14	! vs. Notre Dame	W	10-4	1300
Mar. 16	^ vs. Texas A&M	W	6-4	2236
Mar. 17	^ vs. Texas NR-#7	W	1-0	1100
Mar. 18	^ vs. TCU	L	3-5	1250
Mar. 18	^ at Houston	W	2-1	4305
Mar. 21	IOWA	W	12-7	1278
Mar. 24	• TCU	L	3-4	1512
Mar. 25	• TCU 7	L	7-9	—
Mar. 25	• TCU	L	5-8	1322
Mar. 31	at Oklahoma NR-#11	L	3-5	763
Apr. 1	at Oklahoma NR-#11	L	3-8	1017
Apr. 2	at Oklahoma NR-#11	L	0-23	1030
Apr. 4	UT ARLINGTON [16]	W	7-6	296
Apr. 7	• RICE NR-#12	W	6-2	122
Apr. 8	• RICE 7 NR-#12	W	21-18	—
Apr. 8	• RICE NR-#12	L	5-9	1336
Apr. 9	• RICE	L	5-11	746
Apr. 11	STEPHEN F. AUSTIN	W	14-1	356
Apr. 12	at Sam Houston State	L	0-3	956
Apr. 14	• TEXAS A&M	L	8-17	2216
Apr. 15	• at Texas A&M 7 [8]	L	2-3	—
Apr. 15	• at Texas A&M	L	0-4	3787
Apr. 18	UTSA [14]	W	3-2	350
Apr. 21	• at Texas NR-#13	L	1-7	5650
Apr. 22	• TEXAS 7 [8] NR-#13	L	1-2	—
Apr. 22	• TEXAS 7 NR-#13	W	7-3	1356
Apr. 25	TEXAS STATE	L	2-8	300
Apr. 26	DALLAS BAPTIST	W	7-6	300
Apr. 28	• at Houston	W	5-4	523
Apr. 29	• at Houston 7	L	5-7	—
Apr. 29	• at Houston	L	3-5	675
May 12	• at Texas Tech NR-#8	L	4-8	1411
May 13	• at Texas Tech 7 NR-#8	L	6-11	—
May 13	• at Texas Tech NR-#8	L	1-23	1603
May 14	• at Texas Tech NR-#8	L	3-13	1546

! - Irish Classic, San Antonio, Texas
^ - SWC Firstpitch, Houston, Texas

1996 32-27 (SWC 11-13, t-4th)

STEVE SMITH

Feb. 12	LUBBOCK CHRISTIAN	W	11-2	—
Feb. 12	LUBBOCK CHRISTIAN	W	11-2	635
Feb. 16	! vs. Missouri State	W	6-5	121
Feb. 17	! vs. Arkansas State	L	2-7	347
Feb. 18	! at UT Arlington	L	2-6	583
Feb. 19	MCNEESE STATE	L	8-12	202
Feb. 20	MCNEESE STATE	W	8-5	276
Feb. 23	at Northwestern State	L	2-14	222
Feb. 24	at Northwestern State 7	L	2-3	—
Feb. 24	at Northwestern State [10]	L	4-5	341
Feb. 27	at Texas State	W	12-3	177
Mar. 2	MEMPHIS 7	W	16-2	238
Mar. 2	MEMPHIS	W	22-3	237
Mar. 3	MEMPHIS	L	14-19	346
Mar. 5	UT ARLINGTON 7	W	16-9	—
Mar. 5	UT ARLINGTON 7	W	12-7	202
Mar. 9	at Southern Mississippi	W	6-5	1699
Mar. 10	at Southern Mississippi	W	7-6	1758
Mar. 11	OKLAHOMA [12]	L	18-23	1106
Mar. 12	OKLAHOMA	L	5-16	892
Mar. 14	^ vs. Texas A&M NR-#24	W	12-1	2106
Mar. 15	^ vs. Texas	W	12-9	2485
Mar. 16	^ at Houston	L	5-7	3280
Mar. 17	^ vs. TCU	L	8-9	585
Mar. 19	TEXAS STATE	W	11-6	756
Mar. 22	• TEXAS TECH NR-#4	L	6-23	1732
Mar. 23	• TEXAS TECH 7 NR-#4	W	8-0	—
Mar. 23	• TEXAS TECH NR-#4	L	2-24	1526
Mar. 24	• TEXAS TECH NR-#4	L	3-11	943
Mar. 29	DALLAS BAPTIST	L	5-6	546
Mar. 30	DALLAS BAPTIST	L	2-3	621
Apr. 2	TEXAS STATE	W	11-7	306
Apr. 3	UTSA	W	19-11	236
Apr. 6	• at TCU 7	L	2-3	—
Apr. 6	• at TCU	L	1-6	794
Apr. 7	• at TCU	W	17-7	388
Apr. 9	UT ARLINGTON	W	5-0	246

ALL-TIME RESULTS

Apr. 10	at Sam Houston State	W	9-4	202
Apr. 12	• HOUSTON	W	8-3	646
Apr. 13	• HOUSTON †	L	0-2	—
Apr. 13	• HOUSTON	W	13-12	896
Apr. 16	at UTSA	W	9-5	220
Apr. 17	SAM HOUSTON STATE	W	14-6	318
Apr. 19	• TEXAS NR-#9	W	8-7	2432
Apr. 20	• at Texas † NR-#9	W	7-5	—
Apr. 20	• at Texas NR-#9	L	2-5	5402
Apr. 23	SAM HOUSTON STATE	W	14-6	252
Apr. 24	CONCORDIA	W	15-0	236
Apr. 26	• at Rice	W	9-6	583
Apr. 27	• at Rice †	W	7-0	—
Apr. 27	• at Rice	L	3-4	757
Apr. 28	• at Rice	W	6-3	717
May 8	LAMAR	W	6-4	336
May 10	• TEXAS A&M †	L	8-16	—
May 10	• TEXAS A&M	L	1-9	1284
May 11	• at Texas A&M	L	2-5	2147
May 15	s vs. TCU	L	5-12	2185
May 17	s vs. Texas A&M	W	8-1	2170
May 18	s vs. Texas Tech NR-#12	L	4-10	2890

† - UT Arlington Tournament, Arlington, Texas
 ^ - SWC First Pitch Tournament, Houston, Texas
 \$ - SWC Tournament, Lubbock, Texas

1997 32-23 (Big 12 18-12, 5th)

STEVE SMITH

Feb. 10	CENTENARY	W	15-1	371
Feb. 11	CENTENARY	W	6-3	271
Feb. 15	at LSU NR-#12	L	2-13	6563
Feb. 15	at LSU NR-#12	L	5-11	6140
Feb. 16	at LSU NR-#12	L	3-8	6549
Feb. 18	at Texas State	W	10-8	153
Feb. 22	at Memphis †	W	3-1	—
Feb. 22	at Memphis	W	14-5	120
Feb. 23	at Memphis	L	5-9	150
Feb. 28	• TEXAS A&M NR-#8	W	10-5	1763
Mar. 1	• at Texas A&M NR-#8	L	11-13	3563
Mar. 2	• at Texas A&M NR-#8	W	11-10	2202
Mar. 4	UT ARLINGTON	W	3-0	132
Mar. 5	RICE [1] NR-#3	W	3-2	1623
Mar. 8	• at Nebraska [11]	W	7-6	750
Mar. 8	• at Nebraska	W	13-4	250
Mar. 9	• at Nebraska	W	12-3	475
Mar. 11	SOUTHERN MISSISSIPPI	L	7-16	311
Mar. 14	• at Texas	W	7-5	4433
Mar. 15	• TEXAS	L	5-6	1872
Mar. 16	• TEXAS	W	7-4	1592
Mar. 18	TEXAS STATE #19-NR	L	7-8	875
Mar. 19	CORNELL #19-NR	W	6-5	483
Mar. 21	• TEXAS TECH #19-#17	L	5-8	1865
Mar. 22	• TEXAS TECH #19-#17	W	3-2	1903
Mar. 23	• TEXAS TECH #19-#17	L	3-16	1852
Mar. 26	LUBBOCK CHRISTIAN #23-NR	W	7-1	231
Mar. 29	• at Iowa State #23-NR	L	2-3	—
Mar. 29	• at Iowa State † #23-NR	L	9-19	200
Mar. 30	• at Iowa State #23-NR	W	18-11	253
Apr. 1	CONCORDIA	W	16-1	212
Apr. 2	HOUSTON NR-#19	L	5-12	653
Apr. 5	• at Kansas	L	9-10	—
Apr. 5	• at Kansas [11]	L	7-8	750
Apr. 6	• at Kansas	W	7-2	275
Apr. 8	UTSA	W	11-8	217
Apr. 9	at UT Arlington	W	8-3	407
Apr. 12	• MISSOURI	L	2-3	—
Apr. 12	• MISSOURI [10]	W	6-5	435
Apr. 13	• MISSOURI	W	9-6	687
Apr. 15	at Rice NR-#19	L	4-8	1057
Apr. 16	TEXAS STATE	W	4-0	317
Apr. 18	• at Oklahoma State [10] NR-#10	L	10-12	1865
Apr. 19	• at Oklahoma State NR-#10	L	6-7	1915
Apr. 19	• at Oklahoma State NR-#10	W	11-6	2431
Apr. 22	• KANSAS STATE	W	9-7	—
Apr. 22	• KANSAS STATE	W	10-9	652
Apr. 23	• KANSAS STATE	W	9-7	867
Apr. 29	at Houston	L	5-13	633
Apr. 30	UT ARLINGTON	W	11-6	987
May 2	• OKLAHOMA NR-#19	L	5-6	1617
May 3	• OKLAHOMA NR-#19	W	12-8	1736
May 4	• OKLAHOMA NR-#19	W	7-6	1653
May 15	! vs. Oklahoma State NR-#12	L	8-11	3100
May 16	! vs. Missouri	L	8-9	550

! - Big 12 Tournament, Oklahoma City, Okla.

1998 41-20-1 (Big 12 18-10, 2nd)

STEVE SMITH NCAA SOUTH I REGIONAL #22 BA • #28 CB • #22 USA

Feb. 5	at Arizona #13-#24	L	1-8	556
Feb. 6	at Arizona #13-#24	L	2-15	725
Feb. 7	at Arizona #13-#24	L	6-9	885
Feb. 11	TEXAS STATE #22-NR	W	9-8	287
Feb. 12	SAM HOUSTON STATE #22-NR	W	5-0	175
Feb. 14	UALR #22-NR	W	9-5	—
Feb. 14	UALR † #22-NR	W	11-0	208
Feb. 15	UALR #22-NR	W	7-2	196
Feb. 17	UT ARLINGTON #19-NR	W	14-5	137
Feb. 20	MICHIGAN #19-#11	W	7-5	578
Feb. 21	MICHIGAN #19-#11	W	17-6	—
Feb. 21	MICHIGAN #19-#11	T	7-7	423
Feb. 24	UTSA #11-NR	W	19-12	316
Feb. 27	• at Oklahoma † #11-#15	L	7-19	1007
Feb. 28	• at Oklahoma #11-#15	L	6-11	716
Mar. 1	• at Oklahoma #11-#15	W	10-9	913
Mar. 3	TEXAS STATE #13-NR	W	14-2	436
Mar. 7	• NEBRASKA #13-NR	W	9-3	238
Mar. 10	at Arkansas #13-#25	L	1-9	242
Mar. 13	• TEXAS #13-NR	W	6-5	2046
Mar. 14	• at Texas #13-NR	W	12-5	5042
Mar. 15	• at Texas † #13-NR	W	20-4	4289
Mar. 17	at UT Arlington #12-NR	W	4-1	351
Mar. 18	RICE #12-#9	W	6-4	2113
Mar. 20	• at Texas Tech #12-#23	W	3-2	3997
Mar. 21	• at Texas Tech #12-#23	L	1-9	4340
Mar. 22	• at Texas Tech #12-#23	W	10-6	4550
Mar. 24	HARDIN SIMMONS #11-NR	W	24-7	342
Mar. 25	at Rice #11-#9	W	8-1	2408
Mar. 28	• IOWA STATE † #11-NR	W	14-2	—
Mar. 28	• IOWA STATE #11-NR	W	11-1	1303
Mar. 29	• IOWA STATE † #11-NR	W	23-8	1007
Mar. 31	SAM HOUSTON STATE #9-NR	W	8-7	375
Apr. 1	at UTSA #9-NR	W	16-1	663
Apr. 3	• KANSAS #9-NR	W	5-2	1278
Apr. 4	• KANSAS #9-NR	W	4-1	1316
Apr. 5	• KANSAS #9-NR	W	10-1	1806
Apr. 7	HOUSTON #9-NR	W	17-7	986
Apr. 8	DALLAS #9-NR	W	10-2	635
Apr. 10	• at Missouri #9-NR	W	12-1	665
Apr. 11	• at Missouri #9-NR	L	4-6	1278
Apr. 12	• at Missouri #9-NR	W	15-14	595
Apr. 14	at Sam Houston State #7-NR	L	4-5	210
Apr. 17	• OKLAHOMA STATE #7-NR	L	2-8	2168
Apr. 18	• OKLAHOMA STATE #7-NR	L	0-2	2342
Apr. 19	• OKLAHOMA STATE [10] #7-NR	L	9-11	2220
Apr. 21	• at Kansas State #14-NR	L	2-4	—
Apr. 21	• at Kansas State #14-NR	W	10-2	198
Apr. 22	• at Kansas State #14-NR	W	7-1	203
Apr. 24	NORTHWESTERN STATE #14-NR	W	11-8	1763
Apr. 25	NORTHWESTERN STATE † #14-NR	W	6-4	—
Apr. 25	NORTHWESTERN STATE † #14-NR	L	2-3	1107
Apr. 28	at Houston #16-NR	W	7-2	886
May 1	• at Texas A&M #16-#10	L	1-8	7351
May 2	• TEXAS A&M #16-#10	L	4-8	4456
May 3	• TEXAS A&M #16-#10	W	5-2	4012
May 14	! vs. Missouri #16-NR	W	7-3	2800
May 15	! vs. Texas Tech #16-#21	L	4-11	9443
May 16	! vs. Texas A&M #16-#9	L	5-8	12674
May 21	s vs. Richmond #19-NR	L	10-12	752
May 22	s at Florida #19-#4	W	10-5	2112
May 23	s vs. Illinois [13] #19-NR	L	7-8	738

! - Big 12 Tournament, Oklahoma City, Okla.
 \$ - NCAA South I Regional, Gainesville, Fla.

1999 50-15 (Big 12 20-7, 2nd)

STEVE SMITH NCAA WACO SUPER REGIONAL NCAA WACO REGIONAL #8 BA • #9 CB • #9 USA

Feb. 5	at Long Beach State NR-#2	W	3-2	1558
Feb. 6	at Long Beach State [11] NR-#2	L	6-7	1365
Feb. 7	at Long Beach State NR-#2	L	5-6	1019
Feb. 9	at Louisiana-Monroe	L	4-15	1317
Feb. 10	at Louisiana-Monroe	W	2-0	512
Feb. 12	MISSISSIPPI	L	6-15	323
Feb. 13	MISSISSIPPI	W	7-3	410
Feb. 14	MISSISSIPPI	W	15-10	376
Feb. 16	UTSA	W	6-1	234

Feb. 19	! vs. Vanderbilt	W	10-4	1059
Feb. 20	! vs. Oklahoma	W	7-3	1074
Feb. 21	! at Houston [22]	W	8-2	1225
Feb. 24	at Sam Houston State	W	5-3	500
Feb. 26	• KANSAS STATE †	W	22-6	752
Feb. 27	• KANSAS STATE	W	7-0	1117
Feb. 28	• KANSAS STATE [10]	W	7-6	1291
Mar. 2	at Houston #22-NR	W	7-2	528
Mar. 5	• at Oklahoma State #22-NR	W	5-2	484
Mar. 6	• at Oklahoma State #22-NR	L	1-12	447
Mar. 7	• at Oklahoma State #22-NR	W	11-4	351
Mar. 9	CREIGHTON #19-NR	W	4-2	279
Mar. 16	MISSOURI STATE #19-NR	W	17-6	349
Mar. 17	MISSOURI STATE #19-NR	W	6-5	455
Mar. 19	• MISSOURI #19-NR	L	4-8	720
Mar. 20	• MISSOURI #19-NR	W	6-4	1120
Mar. 21	• MISSOURI #19-NR	W	9-2	1068
Mar. 23	at UTSA #18-NR	W	3-0	1100
Mar. 26	• TEXAS TECH #18-#10	W	2-1	1442
Mar. 27	• TEXAS TECH [10] #18-#10	W	6-5	1503
Mar. 28	• TEXAS TECH #18-#10	W	9-8	1478
Mar. 30	HOUSTON #12-NR	W	13-4	279
Mar. 31	MCNEESE STATE #12-NR	W	14-13	248
Apr. 2	• at Kansas #12-NR	W	9-0	716
Apr. 3	• at Kansas #12-NR	W	4-3	823
Apr. 4	• at Kansas #12-NR	W	14-4	408
Apr. 6	UMHB #8-NR	W	12-5	294
Apr. 7	RICE #8-#3	W	7-2	1501
Apr. 9	• at Texas #8-#11	W	10-3	5893
Apr. 10	• TEXAS #8-#11	L	2-4	3126
Apr. 11	• TEXAS #8-#11	W	8-5	3275
Apr. 13	SAM HOUSTON STATE #7-NR	W	17-8	385
Apr. 16	• TEXAS A&M #7-#5	W	7-2	3783
Apr. 17	• at Texas A&M #7-#5	L	4-5	8230
Apr. 18	• at Texas A&M #7-#5	L	10-11	7107
Apr. 20	UTSA † #7-NR	W	24-11	325
Apr. 21	HOWARD PAYNE † #7-NR	W	28-1	332
Apr. 23	• OKLAHOMA #7-NR	W	16-12	2112
Apr. 24	• OKLAHOMA #7-NR	W	3-2	2384
Apr. 25	• OKLAHOMA #7-NR	L	11-15	2583
Apr. 27	at Rice #7-#1	L	1-6	2742
Apr. 30	DALLAS BAPTIST † #7-NR	W	13-1	2489
May 1	DALLAS BAPTIST #7-NR	W	9-4	1894
May 14	• at Iowa State #7-NR	W	9-3	307
May 15	• at Iowa State #7-NR	L	5-7	268
May 16	• at Iowa State † #7-NR	W	18-1	225
May 19	s vs. Missouri #7-NR	W	2-0	7468
May 20	s vs. Texas #7-NR	W	8-2	12072
May 22	s vs. Missouri #7-NR	W	9-2	9421
May 23	s vs. Nebraska #7-NR	L	3-4	10252
May 28	% EASTERN ILLINOIS #8-NR	W	7-3	3823
May 29	% MINNESOTA #8-NR	W	6-4	4146
May 30	% MINNESOTA #8-NR	W	22-6	4287
June 4	^ OKLAHOMA STATE #7-#16	L	11-18	4675
June 5	^ OKLAHOMA STATE #7-#16	W	17-7	4856
June 6	^ OKLAHOMA STATE #7-#16	L	2-6	4776

! - Univ. of Houston Invitational, Houston, Texas
 \$ - Big 12 Tournament, Oklahoma City, Okla.
 % - NCAA Waco Regional, Waco, Texas
 ^ - NCAA Waco Super Regional, Waco, Texas

2000 45-17 (Big 12 23-7, 1st)

STEVE SMITH NCAA WACO REGIONAL BIG 12 CONFERENCE CHAMPIONS #14 BA • #18 CB • #17 USA

Feb. 5	NORTHWESTERN STATE #10-NR	W	7-0	2392
Feb. 6	NORTHWESTERN STATE #10-NR	W	9-7	2326
Feb. 8	at UMHB #10-NR	W	9-4	675
Feb. 11	at Cal State Fullerton #10-#5	L	0-1	1322
Feb. 12	at Cal State Fullerton #10-#5	L	4-16	1115
Feb. 13	at Cal State Fullerton #10-#5	W	9-1	829
Feb. 16	UTSA #11-NR	W	10-3	2299
Feb. 18	at TCU #11-NR	W	8-3	589
Feb. 19	TCU #11-NR	W	4-3	2715
Feb. 20	TCU #11-NR	W	11-2	2530
Feb. 22	TEXAS STATE #6-NR	W	8-0	2311
Feb. 26	• OKLAHOMA STATE #6-NR	L	1-2	—
Feb. 26	• OKLAHOMA STATE † #6-NR	W	13-1	3719
Feb. 27	• OKLAHOMA STATE #6-NR	W	7-5	2818
Mar. 1	at Rice #5-NR	W	5-2	2652
Mar. 3	• at Texas A&M #5-NR	W	3-2	7877
Mar. 4	• TEXAS A&M #5-NR	W	10-4	4023
Mar. 5	• TEXAS A&M #5-NR	W	6-4	3986

ALL-TIME RESULTS

Mar. 7	at Mississippi #4-NR	W	5-2	1812
Mar. 8	at Mississippi #4-NR	W	4-3	1398
Mar. 11	ORAL ROBERTS #4-NR	L	0-3	—
Mar. 11	ORAL ROBERTS [16] #4-NR	L	8-9	2437
Mar. 12	ORAL ROBERTS #4-NR	W	10-4	2421
Mar. 17	at Texas Tech #6-NR	L	2-3	2915
Mar. 18	at Texas Tech #6-NR	L	11-16	3275
Mar. 19	at Texas Tech #6-NR	L	6-10	3012
Mar. 24	at Oklahoma #16-NR	W	15-3	1096
Mar. 25	at Oklahoma #16-NR	W	6-3	1147
Mar. 26	at Oklahoma #16-NR	L	6-12	1045
Mar. 28	HOUSTON #15-#12	L	3-4	2452
Mar. 29	UMHB #15-NR	W	12-0	2355
Mar. 31	NEBRASKA #15-NR	W	4-2	2861
Apr. 1	NEBRASKA #15-NR	W	3-2	2527
Apr. 2	NEBRASKA [10] #15-NR	W	7-6	2483
Apr. 4	at Texas State [11] #13-NR	W	6-3	621
Apr. 5	UT ARLINGTON #13-NR	W	9-8	2585
Apr. 7	at Missouri #13-NR [CSSW]	W	6-4	551
Apr. 8	at Missouri #13-NR [CSSW]	W	13-4	1042
Apr. 9	at Missouri #13-NR [CSSW]	L	8-9	987
Apr. 14	IOWA STATE #9-NR	W	6-0	2652
Apr. 15	IOWA STATE #9-NR	W	4-0	2720
Apr. 16	IOWA STATE #9-NR	W	2-1	2402
Apr. 18	at Houston #7-#13	L	2-13	2219
Apr. 19	DALLAS #7-NR	W	13-3	2297
Apr. 21	TEXAS #7-#5	W	6-5	4876
Apr. 22	at Texas #7-#5	L	4-7	6671
Apr. 23	at Texas #7-#5	W	11-8	4911
Apr. 25	TEXAS STATE #5-NR	W	7-3	2371
Apr. 26	TAMU-CC #5-NR	W	7-1	2289
Apr. 28	KANSAS #5-NR	W	8-1	3074
Apr. 29	KANSAS #5-NR	W	5-0	3152
Apr. 30	KANSAS #5-NR	W	6-5	2632
May 9	TEXAS WESLEYAN #3-NR	L	1-6	183
May 12	at Kansas State #3-NR	W	16-3	135
May 13	at Kansas State #3-NR	W	7-5	229
May 14	at Kansas State #3-NR	W	10-7	215
May 17	vs. Texas A&M #4-NR	W	12-3	7786
May 18	vs. Texas #4-#12	W	3-2	9667
May 20	vs. Texas Tech #4-NR	W	10-1	11294
May 21	vs. Nebraska #4-#10	L	3-11	8157
May 26	S TEXAS STATE #5-NR	L	0-6	4275
May 27	S FLORIDA #5-#14	L	1-10	3316

! - Big 12 Tournament, Oklahoma City, Okla.
S - NCAA Waco Regional, Waco, Texas

2001 37-24 (Big 12 17-10, 4th)

STEVE SMITH NCAA HOUSTON REGIONAL #22 BA • #20 CB • #25 USA

Feb. 1	! vs. Rice [10] #20-#11	L	0-1	6405
Feb. 2	! vs. Houston #20-NR	W	16-7	—
Feb. 3	! vs. TCU #20-NR	W	12-4	—
Feb. 6	UT ARLINGTON #21-NR	W	5-2	2371
Feb. 9	CAL STATE FULLERTON #21-#18	L	1-2	2109
Feb. 10	CAL STATE FULLERTON #21-#18	W	5-0	2971
Feb. 11	CAL STATE FULLERTON #21-#18	L	0-5	2542
Feb. 14	TEXAS STATE #23-NR	W	22-3	2100
Feb. 17	NICHOLLS STATE #23-NR	W	4-0	2117
Feb. 18	NICHOLLS STATE #23-NR	W	16-1	—
Feb. 18	NICHOLLS STATE #23-NR	W	7-2	2695
Feb. 20	at UTSA #22-NR	W	13-2	512
Feb. 24	at Texas A&M [11] #22-NR	W	2-1	4139
Feb. 24	at Texas A&M #22-NR	W	11-5	5957
Feb. 25	TEXAS A&M #22-NR	L	6-8	3933
Feb. 27	UMHB #18-NR	W	9-0	2150
Mar. 2	MISSOURI #18-NR	W	3-2	2746
Mar. 3	MISSOURI #18-NR	W	12-2	2596
Mar. 4	MISSOURI [10] #18-NR	L	4-5	2707
Mar. 6	HOUSTON #18-NR	W	16-4	2392
Mar. 7	UT ARLINGTON #18-NR	L	3-7	2534
Mar. 13	UTSA #22-NR	W	14-3	2051
Mar. 16	OKLAHOMA #22-NR	W	5-3	3358
Mar. 17	OKLAHOMA #22-NR	L	2-3	3011
Mar. 18	OKLAHOMA #22-NR	W	5-3	2742
Mar. 20	at Rice [10] #19-#2	L	7-8	2204
Mar. 23	at Kansas #19-NR	W	11-2	450
Mar. 24	at Kansas #19-NR	W	12-0	325
Mar. 25	at Kansas #19-NR	W	7-3	275
Mar. 28	MISSOURI STATE #18-NR	L	2-3	2088
Mar. 30	KANSAS STATE #18-NR	W	14-0	2941
Mar. 31	KANSAS STATE #18-NR	W	8-7	3298
Apr. 1	KANSAS STATE #18-NR	W	10-2	2989

Apr. 4	at Houston #15-NR	W	10-6	836
Apr. 6	DALLAS BAPTIST #15-NR	W	10-7	3118
Apr. 7	DALLAS BAPTIST #15-NR	L	2-9	—
Apr. 7	DALLAS BAPTIST #15-NR	W	13-2	2910
Apr. 10	RICE #12-#5	L	1-5	3088
Apr. 13	at Nebraska #12-#6	L	2-6	3658
Apr. 14	at Nebraska #12-#6	L	4-6	4029
Apr. 15	at Nebraska #12-#6	L	4-10	1355
Apr. 17	at Texas State [15] #20-NR	W	3-2	325
Apr. 20	at Texas #20-#24	L	1-5	5554
Apr. 21	TEXAS #20-#24	W	14-4	4132
Apr. 22	TEXAS #20-#24	W	16-6	4128
Apr. 24	at UT Arlington #18-NR	L	6-7	—
Apr. 24	at UT Arlington #18-NR	W	11-5	425
Apr. 27	at Oklahoma State #18-NR	W	6-5	2769
Apr. 28	at Oklahoma State #18-NR	W	7-5	2063
Apr. 29	at Oklahoma State #18-NR	L	5-15	2131
May 1	TEXAS STATE #18-NR	L	9-12	546
May 9	TEXAS STATE [10] #18-NR	W	13-12	2508
May 11	TEXAS TECH #18-NR	L	8-11	3559
May 12	TEXAS TECH #18-NR	W	2-1	4176
May 13	TEXAS TECH [10] #18-NR	L	5-6	3205
May 16	S vs. Oklahoma State	L	4-18	8122
May 17	S vs. Iowa State	L	5-6	6316
May 25	% vs. Houston	W	7-1	3754
May 26	% at Rice NR-#14	W	11-10	3785
May 27	% at Rice NR-#14	L	4-7	3614
May 28	% at Rice NR-#14	L	4-5	4577

! - Astros College Classic, Houston, Texas
S - Big 12 Tournament, Oklahoma City, Okla.
% - NCAA Houston Regional, Houston, Texas

2002 36-26 (Big 12 13-13, t-5th)

STEVE SMITH NCAA AUSTIN REGIONAL RV USA • #28 NCBWA

Feb. 7	! vs. Rice [12] #16-#11	L	9-10	6510
Feb. 8	! vs. Houston #16-NR	L	2-3	12573
Feb. 9	! vs. TCU #16-NR	L	5-6	15428
Feb. 13	UTSA #25-NR	W	12-1	2332
Feb. 15	S at Southern California #25-#6	W	18-9	615
Feb. 16	S at Southern California #25-#6	W	8-1	525
Feb. 17	S at Southern California #25-#6	W	3-1	435
Feb. 20	at Houston #17-NR	L	4-10	898
Feb. 22	ORAL ROBERTS #17-NR	W	7-3	2898
Feb. 23	ORAL ROBERTS #17-NR	W	9-8	3055
Feb. 24	ORAL ROBERTS #17-NR	W	4-2	2472
Mar. 1	TEXAS #16-#14	W	5-4	3361
Mar. 2	at Texas #16-#14	L	3-4	4013
Mar. 3	at Texas #16-#14	W	11-4	3774
Mar. 6	WINTHROP #15-NR	W	17-6	2421
Mar. 8	NEBRASKA #15-#8	L	4-15	2979
Mar. 9	NEBRASKA #15-#8	W	2-1	2968
Mar. 10	NEBRASKA #15-#8	W	9-6	3108
Mar. 12	TEXAS STATE #10-NR	W	9-6	2737
Mar. 13	at UT Arlington #10-NR	W	8-7	420
Mar. 15	KANSAS #10-NR	W	5-3	2914
Mar. 16	KANSAS #10-NR	W	15-9	3114
Mar. 17	KANSAS [11] #10-NR	W	5-4	2814
Mar. 20	MCNEESE STATE #8-NR	W	9-4	2212
Mar. 22	at Missouri #8-NR	L	5-7	284
Mar. 23	at Missouri #8-NR	L	6-7	348
Mar. 24	at Missouri #8-NR	W	11-8	286
Mar. 26	TCU #10-NR	L	3-5	2471
Mar. 29	at Oklahoma #10-#24	W	5-4	894
Mar. 31	at Oklahoma #10-#24	L	1-4	—
Mar. 31	at Oklahoma [11] #10-#24	L	5-6	897
Apr. 2	at TCU #17-NR	W	10-3	299
Apr. 5	OKLAHOMA STATE #17-NR	L	10-11	3284
Apr. 6	OKLAHOMA STATE #17-NR	W	8-6	2775
Apr. 9	OKLAHOMA STATE #17-NR	W	12-4	2380
Apr. 10	UTSA #17-NR	W	13-1	2415
Apr. 12	TAMU-CC #17-NR	W	6-5	2712
Apr. 13	TAMU-CC #17-NR	W	11-5	2888
Apr. 14	TAMU-CC #17-NR	W	13-9	2795
Apr. 16	at Texas State #16-NR	L	3-6	1079
Apr. 19	at Texas A&M #16-#18	L	7-8	6545
Apr. 20	TEXAS A&M #16-#18	W	6-5	4720
Apr. 21	TEXAS A&M #16-#18	W	4-2	4016
Apr. 24	UT ARLINGTON #16-NR	W	7-5	2421
Apr. 26	at Kansas State #16-NR	L	9-14	212
Apr. 27	at Kansas State #16-NR	L	9-12	536
Apr. 28	at Kansas State #16-NR	W	6-5	417
Apr. 30	UT ARLINGTON #25-NR	W	8-7	2377

May 3	DALLAS BAPTIST #25-NR	L	7-9	3102
May 4	DALLAS BAPTIST #25-NR	W	4-1	—
May 4	DALLAS BAPTIST #25-NR	W	14-4	3302
May 7	TEXAS STATE [11] #25-NR	L	5-6	2412
May 14	HOUSTON [10] #25-#10	L	4-5	3054
May 17	at Texas Tech [10] #25-NR	L	7-8	3786
May 18	at Texas Tech #25-NR	L	2-5	4417
May 19	at Texas Tech #25-NR	L	1-11	4554
May 22	% vs. Nebraska NR-#18	L	9-11	8120
May 23	% vs. Kansas State	L	2-6	7235
May 31	^ vs. Lamar	W	4-2	4638
June 1	^ at Texas NR-#3	L	8-10	6848
June 1	^ vs. Lamar	W	10-9	4884
June 2	^ at Texas NR-#3	L	0-2	7223

! - Astros College Classic, Houston, Texas
S - at Dodger Stadium, Los Angeles, Calif.
% - Big 12 Tournament, Arlington, Texas
^ - NCAA Austin Regional, Austin, Texas

2003 45-23 (Big 12 15-12, 5th)

STEVE SMITH NCAA BATON ROUGE SUPER REGIONAL NCAA HATTIESBURG REGIONAL #11 BA • #13 CB • #13 USA • #11 NCBWA

Feb. 4	TEXAS STATE #10-NR	L	5-9	2711
Feb. 7	at Arizona #10-NR	L	4-7	616
Feb. 8	at Arizona [10] #10-NR	W	12-10	621
Feb. 9	at Arizona [11] #10-NR	W	11-9	921
Feb. 14	! vs. Houston #10-#13	L	14-4	8405
Feb. 15	! vs. Rice #10-#2	L	3-4	14484
Feb. 16	! vs. Louisiana-Lafayette #10-NR	W	12-4	10416
Feb. 18	UT ARLINGTON #9-NR	W	9-2	2517
Feb. 22	SOUTHERN CALIFORNIA [12] #9-#8	W	2-1	—
Feb. 22	SOUTHERN CALIFORNIA #9-#8	W	9-8	3414
Feb. 23	SOUTHERN CALIFORNIA #9-#8	W	3-1	3157
Feb. 26	at UTSA #8-NR	W	9-0	101
Feb. 28	at UC Irvine #8-NR	W	4-0	525
Mar. 1	at UC Irvine #8-NR	W	11-6	772
Mar. 2	at UC Irvine #8-NR	W	12-9	731
Mar. 4	UT ARLINGTON #6-NR	W	7-4	2378
Mar. 7	LONG BEACH STATE #6-#8	W	6-5	3025
Mar. 8	LONG BEACH STATE #6-#8	L	3-7	3320
Mar. 9	LONG BEACH STATE #6-#8	L	1-7	2933
Mar. 11	HOUSTON #8-NR	W	15-4	2560
Mar. 14	TEXAS TECH #8-NR	W	3-1	3284
Mar. 15	TEXAS TECH #8-NR	L	8-9	3322
Mar. 16	TEXAS TECH #8-NR	W	9-2	3172
Mar. 18	at TCU #8-NR	W	10-3	1683
Mar. 21	OKLAHOMA #8-NR	W	6-5	3117
Mar. 22	OKLAHOMA #8-NR	W	4-3	2960
Mar. 23	OKLAHOMA #8-NR	W	10-3	3522
Mar. 25	at Rice #7-#1	L	3-4	3683
Mar. 28	TEXAS A&M #7-NR	L	2-7	4717
Mar. 29	at Texas A&M #7-NR	W	9-1	7687
Mar. 30	at Texas A&M #7-NR	L	3-4	5572
Apr. 1	UTSA #10-NR	W	10-3	2448
Apr. 4	at Texas #10-#13	L	5-11	5093
Apr. 5	TEXAS #10-#13	L	7-13	4531
Apr. 6	TEXAS #10-#13	L	3-11	4048
Apr. 8	at UT Arlington #16-NR	L	8-10	203
Apr. 11	at Oklahoma State #16-#22	W	18-6	2530
Apr. 12	at Oklahoma State #16-#22	W	16-11	2011
Apr. 13	at Oklahoma State #16-#22	L	7-10	1537
Apr. 15	at Texas State #16-NR	W	12-8	1231
Apr. 18	MISSOURI #16-#25	W	10-4	3125
Apr. 19	MISSOURI #16-#25 [F5N]	L	18-23	2970
Apr. 20	MISSOURI #16-#25	L	8-12	2735
Apr. 22	TCU #24-NR	W	22-4	2403
Apr. 25	at Kansas #24-NR	L	3-4	776
Apr. 26	at Kansas #24-NR	W	11-3	1226
Apr. 27	at Kansas #24-NR	W	11-5	665
Apr. 30	HOUSTON [10] #23-NR	W	5-4	2557
May 3	KANSAS STATE #23-NR	W	11-1	—
May 3	KANSAS STATE #23-NR	W	10-1	3049
May 4	KANSAS STATE #23-NR	W	12-2	2787
May 6	CENTENARY #21-NR	W	15-1	2318
May 13	TEXAS STATE #16-NR	W	9-5	2540
May 16	at Nebraska #16-#8	L	2-6	5571
May 17	at Nebraska #16-#8	W	7-1	6289
May 18	at Nebraska #16-#8	L	6-7	6498
May 21	S vs. Missouri #19-NR	W	11	

ALL-TIME RESULTS

May 24	S	vs. Nebraska #19-#7	W	6-2	5431
May 25	S	vs. Texas [10] #19-#9	L	8-10	5260
May 30	%	vs. Murray State #18-NR	W	7-6	3173
May 31	%	vs. Southern #18-NR	W	10-3	3684
June 1	%	at Southern Mississippi #18-#12	W	3-2	4601
June 6	^	at LSU #11-#8 [ESPN+Plus]	W	4-1	7393
June 7	^	at LSU #11-#8 [ESPN+Plus]	L	5-6	7161
June 8	^	at LSU #11-#8 [ESPN+Plus]	L	5-20	7492

! - Minute Maid Park College Classic, Houston, Texas
S - Big 12 Tournament, Oklahoma City, Okla.
% - NCAA Hattiesburg Regional, Hattiesburg, Miss.
^ - NCAA Baton Rouge Super Regional, Baton Rouge, La.

2004 29-31 (Big 12 13-12, 6th)

STEVE SMITH

Feb. 14		LOYOLA MARYMOUNT #13-NR	L	7-8	2377
Feb. 15		LOYOLA MARYMOUNT #13-NR	W	5-4	—
Feb. 15		LOYOLA MARYMOUNT [7] #13-NR	W	1-0	2679
Feb. 17		UTSA #12-NR	W	6-1	2445
Feb. 20		at Long Beach State #12-#8	L	1-4	1327
Feb. 21		at Long Beach State #12-#8	L	3-4	—
Feb. 21		at Long Beach State #12-#8	L	1-2	1005
Feb. 27		ARIZONA #15-#16	L	1-2	2965
Feb. 28		ARIZONA #15-#16	W	10-2	—
Feb. 28		ARIZONA #15-#16	L	3-5	3284
Mar. 2		at Houston #25-NR	L	4-10	1435
Mar. 5		UC IRVINE #25-NR	L	2-3	2864
Mar. 6		UC IRVINE #25-NR	L	4-5	3132
Mar. 7		UC IRVINE #25-NR	L	0-1	2756
Mar. 9		at UT Arlington	L	1-5	458
Mar. 12		VANDERBILT	W	12-0	2392
Mar. 13		VANDERBILT	L	0-1	2463
Mar. 14		VANDERBILT	L	7-11	2454
Mar. 16		TEXAS STATE	W	7-5	2245
Mar. 19		at Texas A&M NR-#9	W	8-7	5629
Mar. 20		TEXAS A&M NR-#9	W	5-0	3905
Mar. 21		TEXAS A&M NR-#9	L	7-8	3449
Mar. 23		NORTHWESTERN STATE	W	8-5	2252
Mar. 26		at Oklahoma	L	4-5	1197
Mar. 27		at Oklahoma	L	11-12	1365
Mar. 28		at Oklahoma	L	4-5	2205
Mar. 30		TCU †	W	11-0	2515
Apr. 2		at Missouri	L	4-12	661
Apr. 3		at Missouri	W	15-9	682
Apr. 4		at Missouri	W	9-6	608
Apr. 7		UT ARLINGTON	W	13-2	2315
Apr. 9		OKLAHOMA STATE	W	12-2	2778
Apr. 11		OKLAHOMA STATE	L	5-11	2531
Apr. 13		SAM HOUSTON STATE	W	10-8	2386
Apr. 16		TEXAS NR-#1	L	6-7	5602
Apr. 17		at Texas [10] NR-#1	W	5-3	6874
Apr. 18		at Texas † NR-#1	L	1-11	5872
Apr. 20		DALLAS BAPTIST	L	0-2	2339
Apr. 23		KANSAS	W	8-7	2962
Apr. 25		KANSAS	W	9-2	2537
Apr. 27		at TCU	W	4-0	2113
Apr. 28		TEXAS SOUTHERN	W	10-3	2345
May 1		at Kansas State	W	8-1	—
May 1		at Kansas State	W	8-1	1272
May 2		at Kansas State	L	2-4	448
May 4		DALLAS BAPTIST	W	2-1	2442
May 11		UT ARLINGTON	L	3-4	2498
May 12		TEXAS STATE	L	4-7	2185
May 14		NEBRASKA	W	2-1	2647
May 15		NEBRASKA	W	3-2	2881
May 16		NEBRASKA	W	9-4	2586
May 18		RICE NR-#3	L	4-6	3134
May 19		TEXAS SOUTHERN	W	11-3	2348
May 21		at Texas Tech	L	3-4	3489
May 22		at Texas Tech	L	18-19	3297
May 23		at Texas Tech	L	6-12	3413
May 26		vs. Texas Tech NR-#22	W	8-3	8849
May 27		vs. Missouri †	L	1-12	8002
May 28		vs. Oklahoma † NR-#17	W	14-4	9786
May 29		vs. Missouri [FSN]	L	7-10	9337

! - Big 12 Tournament, Arlington, Texas

2005 46-24 (BIG 12 19-8, t-1st)

STEVE SMITH NCAA COLLEGE WORLD SERIES NCAA WACO SUPER REGIONAL NCAA WACO REGIONAL BIG 12 CONFERENCE CO-CHAMPIONS #4 BA • #4 CB • #4 USA • #4 NCBWA

Feb. 11	!	vs Houston #10-NR	W	8-6	9791
Feb. 12	!	vs Tennessee #10-NR	W	3-2	21995
Feb. 13	!	vs Rice #10-#19	W	6-1	12928
Feb. 15		UT ARLINGTON #8-NR	L	6-9	3721
Feb. 18		ORAL ROBERTS #8-#24	L	3-9	2702
Feb. 19		ORAL ROBERTS #8-#24	W	2-1	2835
Feb. 20		ORAL ROBERTS #8-#24	W	4-0	2682
Feb. 25		at Arizona State #8-NR	L	3-5	2627
Feb. 26		at Arizona State #8-NR	L	4-12	2603
Feb. 27		at Arizona State [10] #8-NR	W	8-7	2799
Mar. 1		at UTSA #14-NR	W	4-2	149
Mar. 4		LONG BEACH STATE #14-NR	L	2-4	2858
Mar. 5		LONG BEACH STATE #14-NR	L	6-7	2720
Mar. 6		LONG BEACH STATE #14-NR	W	7-1	2503
Mar. 8		NORTHWESTERN STATE #19-NR	L	4-5	2289
Mar. 11		at Vanderbilt [13] #19-#8	W	9-4	1345
Mar. 12		at Vanderbilt #19-#8	W	16-5	1875
Mar. 13		at Vanderbilt #19-#8	W	4-1	1581
Mar. 15		TCU [10] #16-#24	W	4-3	2340
Mar. 18		at Texas #16-#1	W	3-2	6621
Mar. 19		TEXAS #16-#1	W	9-1	4148
Mar. 20		TEXAS #16-#1 [CSTV]	W	4-3	4353
Mar. 22		at Texas State #10-NR	L	0-12	1776
Mar. 25		at Oklahoma State #10-NR	L	1-7	1021
Mar. 26		at Oklahoma State #10-NR	W	6-3	891
Mar. 27		at Oklahoma State #10-NR	L	2-3	1008
Mar. 29		TEXAS SOUTHERN #15-NR	W	10-3	2058
Apr. 1		OKLAHOMA #15-NR	W	5-3	2976
Apr. 2		OKLAHOMA #15-NR	L	2-5	2590
Apr. 3		OKLAHOMA #15-NR	W	6-2	2806
Apr. 5		HOUSTON #15-NR	L	3-9	2057
Apr. 8		KANSAS STATE #15-NR	W	8-3	2835
Apr. 9		KANSAS STATE #15-NR	W	11-3	3089
Apr. 10		KANSAS STATE #15-NR	W	8-4	2698
Apr. 12		at UT Arlington #12-NR	L	0-2	411
Apr. 15		at Kansas #12-NR	W	8-4	951
Apr. 16		at Kansas #12-NR	W	13-2	1191
Apr. 17		at Kansas #12-NR	W	3-2	946
Apr. 19		at TCU [11] #8-NR	L	1-2	2031
Apr. 20		PRAIRIE VIEW A&M #8-NR	W	4-3	2197
Apr. 22		at Nebraska #8-#11	L	1-7	5015
Apr. 23		at Nebraska #8-#11 [CSTV]	W	4-1	5481
Apr. 24		at Nebraska #8-#11	L	3-4	5584
Apr. 26		UT ARLINGTON #11-NR	W	8-5	2304
Apr. 29		TEXAS TECH #11-NR	W	6-1	3364
Apr. 30		TEXAS TECH #11-NR [FSN]	L	2-3	3066
May 1		TEXAS TECH #11-NR	W	8-5	3137
May 3		UTSA #10-NR	W	6-5	2250
May 11		at Rice #10-#15	L	0-7	3495
May 13		TEXAS A&M #10-NR [ESPN2]	W	10-9	4030
May 14		at Texas A&M #10-NR	W	3-1	6269
May 15		at Texas A&M #10-NR	W	6-4	4831
May 17		TEXAS STATE #9-NR	W	7-4	2284
May 20		MISSOURI #9-#20	W	7-5	3204
May 21		MISSOURI #9-#20	L	3-7	3120
May 22		MISSOURI #9-#20	L	4-10	3087
May 25		vs. Kansas [10] #13-NR	W	1-0	4726
May 26		vs. Oklahoma State #13-NR	W	8-3	5410
May 28		vs. Texas #13-#5	W	9-8	6032
May 29		vs. Nebraska #13-#4 [FSN]	L	0-1	5862
June 4	%	UT-SAN ANTONIO #8-NR	W	8-3	4225
June 5	%	TCU #8-#24	W	8-3	3664
June 6	%	STANFORD [12] #8-NR	W	4-3	2842
June 11	^	CLEMSON #6-#13 [ESPN]	L	2-4	4383
June 12	^	CLEMSON #6-#13 [ESPN]	W	7-1	4424
June 13	^	CLEMSON #6-#13 [ESPN]	W	6-1	3780
June 18	†	vs. Texas #4-#5 [ESPN]	L	1-5	26641
June 20	†	vs. Oregon State [10] #4-#2 [ESPN2]	W	4-3	13000
June 21	†	vs. Tulane #4-#1 [ESPN]	W	8-7	26220
June 22	†	vs. Texas #4-#5 [ESPN2]	L	3-4	27452

! - Minute Maid Park College Classic, Houston, Texas
S - Big 12 Tournament, Oklahoma City, Okla.
% - NCAA Waco Regional, Waco, Texas
^ - NCAA Waco Super Regional, Waco, Texas
† - NCAA College World Series, Omaha, Neb.

2006 37-26 (Big 12 13-14, 5th)

STEVE SMITH NCAA HOUSTON REGIONAL #26 CB • RV USA • #30 NCBWA

Feb. 11		STEPHEN F. AUSTIN	W	9-2	2779
Feb. 12		STEPHEN F. AUSTIN	W	8-3	—
Feb. 12		STEPHEN F. AUSTIN	W	3-1	2762
Feb. 14		UT ARLINGTON	W	17-4	2313
Feb. 21		UTSA †	W	5-0	2386
Feb. 25		ARIZONA STATE	L	5-9	—
Feb. 25		ARIZONA STATE	L	3-11	2888
Feb. 26		ARIZONA STATE	W	5-3	2952
Feb. 28		at Texas State	W	4-3	1211
Mar. 3		at Long Beach State NR-#16	L	3-4	1099
Mar. 4		at Long Beach State NR-#16	W	5-3	1199
Mar. 5		at Long Beach State NR-#16	W	4-2	1102
Mar. 7		at UT Arlington	W	9-4	467
Mar. 10	!	PACIFIC	W	5-4	2827
Mar. 11	!	MICHIGAN	W	16-0	2972
Mar. 12	!	LOUISIANA TECH	L	4-12	2925
Mar. 14		at Houston #22-NR	L	3-5	1584
Mar. 17	*	KANSAS #22-#25	W	15-3	2838
Mar. 18	*	KANSAS #22-#25	L	5-6	2483
Mar. 19	*	KANSAS #22-#25	W	5-1	2394
Mar. 21	*	TCU #22-NR	W	10-4	2952
Mar. 24	*	at Oklahoma #22-#23	W	6-5	572
Mar. 25	*	at Oklahoma #22-#23	L	2-5	851
Mar. 26	*	at Oklahoma #22-#23	L	10-11	782
Mar. 28	*	TEXAS SOUTHERN	W	10-4	2574
Mar. 29	*	SAM HOUSTON STATE	W	9-6	2619
Mar. 31	*	at Texas Tech [COX]	W	2-1	3971
Apr. 1	*	at Texas Tech	L	4-14	3332
Apr. 2	*	at Texas Tech †	L	1-14	3117
Apr. 4	*	at TCU	L	8-18	1768
Apr. 7	*	OKLAHOMA STATE	W	14-0	3328
Apr. 8	*	OKLAHOMA STATE	W	8-2	3738
Apr. 9	*	OKLAHOMA STATE	W	11-2	3450
Apr. 11	*	RICE #24-#2	L	4-6	3443
Apr. 13	*	TEXAS [13] #24-#8	L	6-7	5313
Apr. 14	*	at Texas #24-#8 [CSTV]	L	6-8	6373
Apr. 15	*	at Texas #24-#8 [CSTV]	L	4-5	6333
Apr. 18	*	TEXAS STATE	W	8-5	2574
Apr. 21	*	at Texas A&M	L	2-4	3845
Apr. 22	*	TEXAS A&M	W	4-1	5173
Apr. 23	*	TEXAS A&M	W	9-8	3912
Apr. 25	*	TEXAS SOUTHERN †	W	11-1	2343
Apr. 26	*	MNEESE STATE	L	0-7	2543
Apr. 28	*	at Missouri	L	0-7	356
Apr. 29	*	at Missouri	W	5-4	488
Apr. 30	*	at Missouri	L	1-3	574
May 2		UT ARLINGTON	W	14-5	2534
May 9		TEXAS STATE	W	5-3	2604
May 10		PRAIRIE VIEW A&M	W	14-2	2574
May 12	*	NEBRASKA NR-#5	W	6-5	3341
May 13	*	NEBRASKA NR-#5	W	4-1	3457
May 14	*	NEBRASKA † NR-#5	W	12-2	2856
May 16	*	DALLAS BAPTIST #25-NR	W	15-6	2580
May 19	*	at Kansas State #25-NR	L	2-4	784
May 20	*	at Kansas State #25-NR	L	1-3	647
May 21	*	at Kansas State #25-NR	L	2-3	525
May 24	S	vs. Nebraska NR-#15	L	2-3	4482
May 25	S	vs. Texas NR-#6	L	8-16	5391
May 27	S	vs. Texas Tech [FSN]	W	5-3	4500
June 3	%	vs. Arizona State NR-#16 [CSTV]	W	3-2	3735
June 4	%	at Rice NR-#1 [CSTV]	L	2-7	4097
June 4	%	vs. Arizona State NR-#16 [CSTV]	W	7-2	2663
June 5	%	at Rice NR-#1 [CSTV]	L	4-7	3451

! - Quala-T Imprints Baylor Classic, Waco, Texas
S - Big 12 Tournament, Oklahoma City, Okla.
% - NCAA Houston Regional, Houston, Texas

ALL-TIME RESULTS

2007

35-27 (Big 12 12-15, 6th)

STEVE SMITH NCAA HOUSTON REGIONAL

Feb. 9	!	vs. Houston	L	2-4	8079
Feb. 10	!	vs. Rice NR-#1	L	0-7	23984
Feb. 11	!	vs. Vanderbilt NR-#8	L	4-7	10738
Feb. 13		TEXAS STATE	W	10-4	2766
Feb. 16		STEPHEN F. AUSTIN ¹	W	11-1	2837
Feb. 17		STEPHEN F. AUSTIN	W	5-3	2998
Feb. 18		STEPHEN F. AUSTIN	W	10-2	2895
Feb. 20		UTSA	W	9-1	2863
Feb. 23		ORAL ROBERTS [10]	W	3-2	2932
Feb. 24		ORAL ROBERTS	W	12-7	3098
Feb. 25		ORAL ROBERTS	L	2-4	2854
Feb. 27		UT ARLINGTON [10]	W	9-7	3102
Mar. 2	\$	vs. San Francisco	W	5-4	115
Mar. 3	\$	at Pacific	L	1-3	548
Mar. 4	\$	vs. San Diego State	L	2-6	236
Mar. 6		TEXAS STATE	W	6-4	2815
Mar. 9	%	SAN FRANCISCO	W	5-1	2781
Mar. 10	%	MISSISSIPPI STATE	L	6-8	3290
Mar. 11	%	WINTHROP ¹	W	5-2	3060
Mar. 16	*	at Texas NR-#10	L	2-3	5102
Mar. 17	*	TEXAS NR-#10	L	2-14	5281
Mar. 18	*	TEXAS NR-#10	L	3-8	4508
Mar. 20		TEXAS SOUTHERN	W	22-1	2634
Mar. 23	*	TEXAS TECH	W	5-1	3290
Mar. 24	*	TEXAS TECH [10]	L	7-8	4540
Mar. 25	*	TEXAS TECH ⁷	W	14-4	2922
Mar. 27		at UT Arlington	W	10-2	682
Mar. 31	*	at Oklahoma State ¹ NR-#14	L	5-15	—
Mar. 31	*	at Oklahoma State NR-#14	L	7-14	1537
Apr. 1	*	at Oklahoma State NR-#14 [FSN]	L	5-10	1151
Apr. 3		HOUSTON	W	12-6	2817
Apr. 5	*	OKLAHOMA NR-#19 [CSTV]	W	4-2	2712
Apr. 6	*	OKLAHOMA NR-#19	L	4-5	—
Apr. 6	*	OKLAHOMA NR-#19	W	5-2	3005
Apr. 10		TCU	L	3-6	2695
Apr. 14	*	at Kansas	W	6-2	737
Apr. 15	*	at Kansas	L	3-4	—
Apr. 15	*	at Kansas	W	6-2	1378
Apr. 20	*	MISSOURI	L	4-11	3218
Apr. 21	*	MISSOURI	L	11-14	4398
Apr. 22	*	MISSOURI	W	8-3	2852
Apr. 24		at Texas State ⁷	W	13-4	773
Apr. 25		PRAIRIE VIEW A&M	W	4-2	2347
Apr. 27	*	TEXAS A&M NR-#18	L	7-12	4444
Apr. 28	*	at Texas A&M NR-#18	L	3-5	5020
Apr. 29	*	at Texas A&M NR-#18	W	16-12	4455
May 1		at TCU NR-#23 [CSTV]	W	3-0	1929
May 9		TEXAS SOUTHERN ⁷	W	16-4	2925
May 11	*	at Nebraska	W	9-2	5312
May 12	*	at Nebraska [NETV]	L	4-10	4595
May 13	*	at Nebraska	L	4-6	4514
May 15		at Rice NR-#2 [CSTV]	L	0-13	2728
May 18	*	KANSAS STATE	W	9-8	2788
May 19	*	KANSAS STATE	W	13-7	3119
May 20	*	KANSAS STATE	W	9-3	3005
May 23	^	vs. Oklahoma State NR-#21	W	3-1	6309
May 25	^	vs. Missouri NR-#11	W	10-5	8785
May 26	^	vs. Oklahoma	W	7-6	7637
May 27	^	vs. Texas A&M NR-#17 [FSN]	L	6-14	5713
June 1	†	vs. TCU NR-#16	L	2-3	3386
June 2	†	vs. Prairie View A&M	W	9-2	3021
June 3	†	vs. TCU NR-#16	L	5-10	3033

! - Minute Maid Park College Classic, Houston, Texas
 \$ - Pacific State Bank Tiger Classic, Stockton, Calif.
 % - Quala-T Imprints Baylor Classic, Waco, Texas
 ^ - Big 12 Tournament, Oklahoma City, Okla.
 † - NCAA Houston Regional, Houston, Texas

YEARLY RECORDS

1902-1914

PRE-SOUTHWEST CONFERENCE

YEAR	REC.	COACH
1902	5-9	J.C. Ewing
1903	6-8	R.N. Watts
1904	7-10	R.N. Watts
1905	12-7	Lee Carroll
1906	7-9	L.F. Burleson
1907	8-14	L.F. Burleson
1908	10-11	L.F. Burleson
1909	9-12	E.J. Mills
1910	8-11	Ralph Glaze
1911	17-7	Ralph Glaze
1912	16-0	Ralph Glaze
1913	13-9	C.P. Mosley
1914	10-10	C.P. Mosley

1915-1996

SOUTHWEST CONFERENCE

YEAR	REC.	SWC REC.	SWC FINISH	COACH	FINAL RANK
1915	10-10	5-7	4th	C.P. Mosley	
1916	13-7	6-4	2nd	C.P. Mosley	
1917	3-7	1-2	4th	C.P. Mosley	
1918	2-15	1-6	3rd	C.P. Mosley	
1919	9-11	3-5	3rd	C.P. Mosley	
1920	13-7	8-5	3rd	Frank Bridges	
1921	3-11	3-9	5th	Frank Bridges	
1922	13-7	11-5	2nd	Frank Bridges	
1923	15-6	14-5	1st	Frank Bridges	
1924	16-9	11-8	4th	Frank Bridges	
1925	13-10	9-5	3rd	Frank Bridges	
1926	12-9	6-5	4th	Frank Bridges	
1927	10-14	5-11	5th	Frank Bridges	
1928	16-4	11-4	2nd	Morley Jennings	
1929	14-6	12-4	2nd	Morley Jennings	
1930	11-6	10-6	3rd	Morley Jennings	
1931	10-3	7-3	3rd	Morley Jennings	
1932	10-7	7-7	4th	Morley Jennings	
1933	5-9	3-7	4th	Morley Jennings	
1934	2-12	2-10	4th	Morley Jennings	
1935	7-8	5-7	4th	Morley Jennings	
1936	9-7	7-7	4th	Morley Jennings	
1937	12-6	9-6	3rd	Morley Jennings	
1938	13-4-2	9-4	4th	Morley Jennings	
1939	11-7	8-7	t-2nd	Morley Jennings	
1940	11-9	7-7	3rd	Lloyd Russell	
1941	11-8	8-6	3rd	Lloyd Russell	
1942	8-8	7-8	t-3rd	Floyd Crow	

1943 — No Team Fielded (World War II)

1944 — No Team Fielded (World War II)

1945 — No Team Fielded (World War II)

1946	12-9	9-6	2nd	A.E. Jones	
1947	12-8	9-5	3rd	A.E. Jones	
1948	18-11	9-5	3rd	A.E. Jones	
1949	17-12	9-6	3rd	A.E. Jones	
1950	20-10	8-7	3rd	A.E. Jones	
1951	10-10	6-9	t-4th	Vic Bradford	
1952		9-6	2nd	Chuck Devereaux	
1953		7-5	3rd	A.E. Jones	

YEAR	REC.	SWC REC.	SWC FINISH	COACH	FINAL RANK
1954	15-9-1	9-5-1	2nd	Boyd SoRelle	
1955	11-14	7-8	t-3rd	Boyd SoRelle	
1956	12-11	8-6	t-2nd	Boyd SoRelle	
1957	10-11	4-7	4th	Boyd SoRelle	
1958	5-17	2-11	6th	Lloyd Russell	
1959	12-13	6-8	5th	Lloyd Russell	NR
1960	15-7	10-5	t-2nd	Lloyd Russell	NR
1961	18-4-1	10-4-1	t-2nd	Lloyd Russell	25th
1962	17-7	9-5	3rd	Dutch Schroeder	NR
1963	13-11	7-8	4th	Dutch Schroeder	NR
1964	18-7	10-5	2nd	Dutch Schroeder	26th
1965	18-7	9-6	3rd	Dutch Schroeder	NR
1966	18-10-1	8-6-1	t-1st	Dutch Schroeder	NR
1967	14-13	4-11	6th	Dutch Schroeder	NR
1968	14-13	9-7	4th	Dutch Schroeder	NR
1969	10-17	6-11	6th	Dutch Schroeder	NR
1970	16-21	4-14	6th	Dutch Schroeder	NR
1971	17-22	7-10	5th	Dutch Schroeder	NR
1972	20-20	6-12	t-5th	Dutch Schroeder	NR
1973	21-17	9-9	4th	Dutch Schroeder	NR
1974	25-19	12-12	5th	Mickey Sullivan	NR
1975	25-19	11-13	t-4th	Mickey Sullivan	NR
1976	23-19	14-10	4th	Mickey Sullivan	NR
1977	43-15	15-9	3rd	Mickey Sullivan	7th
1978	32-19	15-9	3rd	Mickey Sullivan	8th
1979	34-15	13-9	3rd	Mickey Sullivan	NR
1980	25-19-2	12-12	5th	Mickey Sullivan	NR
1981	21-24	6-15	8th	Mickey Sullivan	NR
1982	25-22	9-12	6th	Mickey Sullivan	NR
1983	26-22	11-10	t-4th	Mickey Sullivan	NR
1984	26-23	9-12	t-5th	Mickey Sullivan	NR
1985	42-13	14-7	2nd	Mickey Sullivan	21st
1986	40-22	12-9	4th	Mickey Sullivan	NR
1987	38-15	9-12	5th	Mickey Sullivan	NR
1988	25-31-1	9-12	4th	Mickey Sullivan	NR
1989	32-19	7-14	t-6th	Mickey Sullivan	NR
1990	33-19	9-12	6th	Mickey Sullivan	NR
1991	40-20	12-9	3rd	Mickey Sullivan	NR
1992	29-26	17-19	3rd	Mickey Sullivan	NR
1993	41-19	11-7	t-2nd	Mickey Sullivan	23rd
1994	24-28-1	6-12	t-5th	Mickey Sullivan	NR
1995	25-28	7-17	6th	Steve Smith	NR
1996	32-27	11-13	t-4th	Steve Smith	NR

1996-PRESENT

BIG 12 CONFERENCE

YEAR	REC.	BIG 12 REC.	BIG 12 FINISH	COACH	FINAL RANK
1997	32-27	18-12	5th	Steve Smith	NR
1998	41-20-1	18-10	2nd	Steve Smith	22nd
1999	50-15	20-7	2nd	Steve Smith	8th
2000	45-17	23-7	1st	Steve Smith	14th
2001	37-24	17-10	4th	Steve Smith	22nd
2002	36-26	13-13	t-5th	Steve Smith	NR
2003	45-23	15-12	5th	Steve Smith	11th
2004	29-31	13-12	6th	Steve Smith	NR
2005	46-24	19-8	t-1st	Steve Smith	4th
2006	37-26	13-14	5th	Steve Smith	NR
2007	35-27	12-15	6th	Steve Smith	NR

NOTE: Final rank based upon Collegiate Baseball rankings from 1959 through 1980 and based upon Baseball America rankings from 1981 to present.

MISCELLANEOUS TEAM HISTORY

COACHING RECORDS

VICTORIES

COACH	YEARS	OVERALL	PCT.
Mickey Sullivan	1974-94 (21)	649-428	.603
Steve Smith	1995-present (13)	490-311	.612
Dutch Schroeder	1962-73 (12)	196-165	.543
Morley Jennings	1928-39 (12)	117-74	.613
Frank Bridges	1920-27 (8)	88-73	.547
A.E. Jones	1946-50, 53 (6)	86-54	.614
Lloyd Russell	1940-41, 58-61 (6)	72-58	.553
Ralph Glaze	1910-13 (4)	54-27	.667
Boyd SoRelle	1954-57 (4)	48-45	.516
C.P. Mosley	1914-19 (6)	47-60	.439
L.F. Burlison	1906-08 (3)	25-34	.423
R.N. Watts	1903-04 (2)	14-18	.438
Lee Carroll	1905 (1)	12-7	.631
Vic Bradford	1951 (1)	10-10	.500
Chuck Devereaux	1952 (1)	9-6	.600
E.J. Mills	1909 (1)	9-12	.421
Floyd Crow	1942 (1)	8-8	.500
J.C. Ewing	1902 (1)	5-9	.357

WINNING PERCENTAGE

MINIMUM FIVE SEASONS

COACH	YEARS	OVERALL	PCT.
A.E. Jones	1946-50, 53 (6)	86-54	.614
Morley Jennings	1928-39 (12)	117-74	.613
Steve Smith	1995-present (13)	490-311	.612
Mickey Sullivan	1974-94 (21)	649-428	.603
Lloyd Russell	1940-41, 58-61 (6)	72-58	.553
Frank Bridges	1920-27 (8)	88-73	.547
Dutch Schroeder	1962-73 (12)	196-165	.543
C.P. Mosley	1914-19 (6)	47-60	.439

CONFERENCE VICTORIES

COACH	YEARS	OVERALL	PCT.
Mickey Sullivan	1974-94 (21)	233-227	.506
Steve Smith	1995-present (13)	199-150	.570
Dutch Schroeder	1962-73 (12)	117-104	.529
Morley Jennings	1928-39 (12)	90-73	.552
Frank Bridges	1920-27 (8)	65-53	.551
A.E. Jones	1946-50, 53 (6)	51-34	.600
Lloyd Russell	1940-41, 58-61 (6)	43-41-1	.512
Boyd SoRelle	1954-57 (4)	28-26-1	.509
C.P. Mosley	1914-19 (6)	16-24	.400
Chuck Devereaux	1952 (1)	9-6	.600
Floyd Crow	1942 (1)	7-8	.466
Vic Bradford	1951 (1)	6-9	.400

CONFERENCE WINNING PERCENTAGE

MINIMUM FIVE SEASONS

COACH	YEARS	OVERALL	PCT.
A.E. Jones	1946-50, 53 (6)	51-34	.600
Steve Smith	1995-present (13)	199-150	.570
Morley Jennings	1928-39 (12)	90-73	.552
Frank Bridges	1920-27 (8)	65-53	.551
Dutch Schroeder	1962-73 (12)	117-104	.529
Lloyd Russell	1940-41, 58-61 (6)	43-41-1	.512
Mickey Sullivan	1974-94 (21)	233-227	.506
C.P. Mosley	1914-19 (6)	16-24	.400

BAYLOR vs. RANKED OPPONENTS

NOTE: This is a list of Baylor's games against teams nationally ranked on game day by *Baseball America*, which began its college baseball rankings in 1981. It does not include games against teams ranked in other national polls but not ranked by *Baseball America*.

1981 (1-5)

Mar. 20	at No. 19 Arkansas	L	3-11
Mar. 21	at No. 19 Arkansas	L	1-3
Mar. 21	at No. 19 Arkansas	L	0-12
Apr. 17	No. 3 Texas	L	4-6
Apr. 18	No. 3 Texas	W	5-2
Apr. 18	No. 3 Texas	L	6-13

1982 (2-8)

Mar. 8	vs. No. 7 Oklahoma State	L	0-1
Mar. 9	vs. No. 7 Oklahoma State	L	3-4
Mar. 11	vs. No. 7 Oklahoma State	L	4-10
Mar. 12	vs. No. 7 Oklahoma State	L	2-6
Apr. 16	at No. 2 Texas	L	4-6
Apr. 17	at No. 2 Texas	W	9-3
Apr. 17	at No. 2 Texas	L	2-3
Apr. 30	at No. 11 Houston	L	3-4
May 1	at No. 11 Houston	W	2-1
May 1	at No. 11 Houston	L	2-3

1983 (3-3)

Apr. 8	No. 1 Texas	L	2-9
Apr. 9	No. 1 Texas	L	0-8
Apr. 9	No. 1 Texas	L	2-7
Apr. 22	No. 7 Houston	W	14-5
Apr. 23	No. 7 Houston	W	3-0
Apr. 23	No. 7 Houston	W	2-1

1984 (3-6)

Apr. 6	No. 16 Rice	L	10-12
Apr. 7	No. 16 Rice	L	5-18
Apr. 8	No. 16 Rice	W	2-1
Apr. 13	at No. 3 Texas	L	1-11
Apr. 14	at No. 3 Texas	L	2-7
Apr. 14	at No. 3 Texas	L	0-5
Apr. 20	No. 11 Texas A&M	W	17-12
Apr. 21	No. 11 Texas A&M	W	3-0
Apr. 21	No. 11 Texas A&M	L	1-8

1985 (6-5)

Apr. 5	No. 2 Texas	L	1-5
Apr. 6	No. 2 Texas	W	8-6
Apr. 6	No. 2 Texas	W	10-3
Apr. 19	No. 17 Houston	W	22-6
Apr. 20	No. 17 Houston	L	5-10
Apr. 20	No. 17 Houston	W	3-2
Apr. 26	at No. 5 Arkansas	W	7-6
Apr. 27	at No. 5 Arkansas	L	4-5
Apr. 27	at No. 5 Arkansas	W	11-8
May 17	at No. 9 Arkansas	L	4-6
May 18	vs. No. 21 Houston	L	4-5

1986 (4-8)

Apr. 4	at No. 4 Texas	L	4-9
Apr. 5	at No. 4 Texas	L	2-16
Apr. 5	at No. 4 Texas	W	5-3
Apr. 12	No. 25 Texas A&M	L	1-3
Apr. 12	No. 25 Texas A&M	L	2-4
Apr. 13	No. 25 Texas A&M	L	3-13
Apr. 25	No. 7 Arkansas	W	10-8
Apr. 26	No. 7 Arkansas	W	6-4
Apr. 26	No. 7 Arkansas	L	7-10
May 16	vs. No. 3 Texas	W	13-5
May 18	at No. 14 Texas A&M	L	0-8
May 19	at No. 11 Texas A&M	L	6-7

1987 (1-5)

Mar. 27	No. 1 Texas	W	15-3
Mar. 28	No. 1 Texas	L	3-4
Mar. 28	No. 1 Texas	L	3-5
Apr. 17	at No. 10 Arkansas	L	3-5
Apr. 18	at No. 10 Arkansas	L	0-8
Apr. 18	at No. 10 Arkansas	L	5-6

1988 (2-12)

Mar. 11	at No. 14 New Orleans	L	2-4
Mar. 12	at No. 14 New Orleans	L	7-9
Apr. 1	at No. 2 Texas	L	0-8
Apr. 2	at No. 2 Texas	L	1-4
Apr. 2	at No. 2 Texas	L	0-14
Apr. 8	No. 3 Texas A&M	L	4-10
Apr. 9	No. 3 Texas A&M	L	1-3
Apr. 9	No. 3 Texas A&M	L	0-3
Apr. 22	No. 24 Arkansas	L	2-4
Apr. 23	No. 24 Arkansas	W	7-5
Apr. 23	No. 24 Arkansas	L	10-11
May 19	vs. No. 4 Texas	W	4-2
May 20	vs. No. 5 Texas A&M	L	1-6
May 21	vs. No. 4 Texas	L	5-8

1989 (3-9)

Mar. 24	No. 7 Texas	L	4-5
Mar. 25	No. 7 Texas	W	6-0
Mar. 25	No. 7 Texas	L	3-6
Mar. 31	at No. 1 Texas A&M	L	3-10
Apr. 1	at No. 1 Texas A&M	L	8-9
Apr. 1	at No. 1 Texas A&M	L	2-12
Apr. 7	No. 23 Houston	W	8-7
Apr. 8	No. 23 Houston	W	7-2
Apr. 8	No. 23 Houston	L	1-2
Apr. 14	at No. 11 Arkansas	L	4-8
Apr. 15	at No. 11 Arkansas	L	1-9
Apr. 15	at No. 11 Arkansas	L	3-10

1990 (3-7)

Mar. 8	No. 5 Oklahoma State	L	9-12
Mar. 23	at No. 13 Texas	L	3-7
Mar. 24	at No. 13 Texas	L	1-2
Mar. 24	at No. 13 Texas	L	5-8
Mar. 31	No. 17 Texas A&M	W	7-6
Apr. 1	No. 17 Texas A&M	L	0-2
Apr. 1	No. 17 Texas A&M	W	7-0
Apr. 13	No. 7 Arkansas	L	3-13
Apr. 14	No. 7 Arkansas	W	2-1
Apr. 14	No. 7 Arkansas	L	2-3

1991 (5-6)

Mar. 29	No. 6 Texas	L	2-3
Mar. 30	No. 6 Texas	W	3-1
Mar. 30	No. 6 Texas	L	1-8
Apr. 7	at No. 20 Texas A&M	W	10-4
Apr. 7	at No. 20 Texas A&M	W	7-6
Apr. 8	at No. 20 Texas A&M	W	12-6
Apr. 19	at No. 16 Arkansas	L	5-13
Apr. 20	at No. 16 Arkansas	L	6-7
Apr. 20	at No. 16 Arkansas	W	7-6
May 16	at No. 15 Texas A&M	L	3-9
May 25	at No. 1 Wichita State	L	7-13

1992 (3-3)

Mar. 6	at No. 21 Texas A&M	L	6-7
Mar. 7	at No. 21 Texas A&M	W	4-0
Mar. 7	at No. 21 Texas A&M	W	7-6
Apr. 7	No. 6 Texas	L	1-3
Apr. 28	No. 5 Texas	L	0-9
Apr. 28	No. 5 Texas	W	3-2

1993 (8-5)

Apr. 2	No. 22 Rice	W	18-0
Apr. 3	No. 22 Rice	W	6-5
Apr. 4	No. 22 Rice	L	2-8
Apr. 9	at No. 1 Texas	L	1-2
Apr. 10	No. 1 Texas	W	7-4
Apr. 10	No. 1 Texas	W	8-6
Apr. 16	No. 1 Texas A&M	L	0-1
Apr. 17	No. 1 Texas A&M	W	2-1
Apr. 17	No. 1 Texas A&M	L	2-9
May 13	vs. No. 12 Texas Tech	W	6-4
May 14	at No. 4 Texas	W	9-4
May 15	at No. 4 Texas	W	10-6
May 29	at No. 3 LSU	L	6-13

1994 (1-5)

Apr. 8	at No. 17 Rice	L	5-10
Apr. 9	at No. 17 Rice	L	4-7
Apr. 9	at No. 17 Rice	L	9-12
Apr. 15	No. 17 Texas	W	6-2
Apr. 16	at No. 17 Texas	L	1-3
Apr. 16	at No. 17 Texas	L	4-10

1995 (4-10)

Mar. 17	vs. No. 7 Texas	W	1-0
Mar. 31	at No. 11 Oklahoma	L	3-5
Apr. 1	at No. 11 Oklahoma	L	3-8
Apr. 2	at No. 11 Oklahoma	L	0-23
Apr. 7	No. 12 Rice	W	6-2
Apr. 8	No. 12 Rice	W	21-18
Apr. 8	No. 12 Rice	L	5-9
Apr. 21	at No. 13 Texas	L	1-7
Apr. 22	No. 13 Texas [8]	L	1-2
Apr. 22	No. 13 Texas	W	7-3
May 12	at No. 8 Texas Tech	L	4-8
May 13	at No. 8 Texas Tech	L	6-11
May 13	at No. 8 Texas Tech	L	1-23
May 14	at No. 8 Texas Tech	L	3-13

1996 (4-4)

Mar. 14	vs. No. 24 Texas A&M	W	12-1
Mar. 22	No. 4 Texas Tech	L	6-23
Mar. 23	No. 4 Texas Tech	W	8-0
Mar. 23	No. 4 Texas Tech	L	2-24
Apr. 19	No. 9 Texas	W	8-7
Apr. 20	No. 9 Texas	W	7-5
Apr. 20	No. 9 Texas	L	2-5
May 18	vs. No. 12 Texas Tech	L	4-10

1997 (7-12)

Feb. 15	at No. 12 LSU	L	2-13
Feb. 15	at No. 12 LSU	L	5-11
Feb. 16	at No. 12 LSU	L	3-8
Feb. 28	No. 8 Texas A&M	W	10-5
Mar. 1	at No. 8 Texas A&M	L	11-13
Mar. 2	at No. 8 Texas A&M	W	11-10
Mar. 5	No. 3 Rice [11]	W	3-2

MISCELLANEOUS TEAM HISTORY

BAYLOR vs. RANKED OPPONENTS

1999 (9-8)

Feb. 5	at No. 2 Long Beach State	W	3-2
Feb. 6	at No. 2 Long Beach State [11]	L	6-7
Feb. 7	at No. 2 Long Beach State	L	5-6
Mar. 26	No. 10 Texas Tech	W	2-1
Mar. 27	No. 10 Texas Tech [10]	W	6-5
Mar. 28	No. 10 Texas Tech	W	9-8
Apr. 7	No. 3 Rice	W	7-2
Apr. 9	at No. 11 Texas	W	10-3
Apr. 10	No. 11 Texas	L	2-4
Apr. 11	No. 11 Texas	W	8-5
Apr. 16	No. 5 Texas A&M	W	7-2
Apr. 17	No. 5 Texas A&M	L	4-5
Apr. 18	No. 5 Texas A&M	L	10-11
Apr. 27	at No. 1 Rice	L	1-6
June 4	No. 16 Oklahoma State	L	11-18
June 5	No. 16 Oklahoma State	W	17-7
June 6	No. 16 Oklahoma State	L	2-6

2000 (4-7)

Feb. 11	at No. 5 Cal State Fullerton	L	0-1
Feb. 12	at No. 5 Cal State Fullerton	L	4-16
Feb. 13	at No. 5 Cal State Fullerton	W	9-1
Mar. 28	No. 12 Houston	L	3-4
Apr. 18	at No. 13 Houston	L	2-13
Apr. 21	No. 5 Texas	W	6-5
Apr. 22	No. 5 Texas	L	4-7
Apr. 23	No. 5 Texas	W	11-8
May 18	vs. No. 12 Texas	W	3-2
May 21	vs. No. 10 Nebraska	L	3-11
May 27	No. 14 Florida	L	1-10

2001 (4-11)

Feb. 1	vs. No. 11 Rice [10]	L	0-1
Feb. 9	No. 18 Cal State Fullerton	L	1-2
Feb. 10	No. 18 Cal State Fullerton	W	5-0
Feb. 11	No. 18 Cal State Fullerton	L	0-5
Mar. 20	at No. 2 Rice [10]	L	7-8
Apr. 10	No. 5 Rice	L	1-5
Apr. 13	at No. 6 Nebraska	L	2-6
Apr. 14	at No. 6 Nebraska	L	4-6
Apr. 15	at No. 6 Nebraska	L	4-10
Apr. 20	at No. 24 Texas	L	1-5
Apr. 21	No. 24 Texas	W	14-4
Apr. 22	No. 24 Texas	W	16-6
May 26	at No. 14 Rice	W	11-10
May 27	at No. 14 Rice	L	4-7
May 28	at No. 14 Rice	L	4-5

2002 (10-10)

Feb. 7	vs. No. 11 Rice [12]	L	9-10
Feb. 15	at No. 6 Southern California	W	18-9
Feb. 16	at No. 6 Southern California	W	8-1
Feb. 17	at No. 6 Southern California	W	3-1
Mar. 1	No. 14 Texas	W	5-4
Mar. 2	at No. 14 Texas	L	3-4
Mar. 3	at No. 14 Texas	W	11-4
Mar. 8	No. 8 Nebraska	L	4-15
Mar. 9	No. 8 Nebraska	W	2-1
Mar. 10	No. 8 Nebraska	W	9-6
Mar. 29	at No. 24 Oklahoma	W	5-4
Mar. 31	at No. 24 Oklahoma	L	1-4
Mar. 31	at No. 24 Oklahoma [11]	L	5-6
Apr. 19	at No. 18 Texas A&M	L	7-8
Apr. 20	at No. 18 Texas A&M	W	6-5
Apr. 21	at No. 18 Texas A&M	W	4-2
May 14	No. 10 Houston [10]	L	4-5
May 22	vs. No. 18 Nebraska	L	9-11
June 1	at No. 3 Texas	L	8-10
June 2	at No. 3 Texas	L	0-2

2003 (13-16)

Feb. 14	vs. No. 13 Houston	W	14-4
Feb. 15	vs. No. 2 Rice	L	3-4
Feb. 22	No. 8 Southern California [12]	W	2-1
Feb. 22	No. 8 Southern California	W	9-8
Feb. 23	No. 8 Southern California	W	3-1
Mar. 7	No. 8 Long Beach State	W	6-5
Mar. 8	No. 8 Long Beach State	L	3-7
Mar. 9	No. 8 Long Beach State	L	1-7
Mar. 25	at No. 1 Rice	L	3-4
Apr. 4	at No. 13 Texas	L	5-11
Apr. 5	No. 13 Texas	L	7-13
Apr. 6	No. 13 Texas	L	3-11
Apr. 11	at No. 22 Oklahoma State	W	18-6
Apr. 12	at No. 22 Oklahoma State	W	16-11
Apr. 13	at No. 22 Oklahoma State	L	7-10
Apr. 18	No. 25 Missouri	W	10-4
Apr. 19	No. 25 Missouri	L	18-23
Apr. 20	No. 25 Missouri	L	8-12
May 16	at No. 8 Nebraska	L	2-6
May 17	at No. 8 Nebraska	W	7-1
May 18	at No. 8 Nebraska	L	6-7
May 22	vs. No. 7 Nebraska	L	5-9
May 23	vs. No. 7 Nebraska [14]	W	7-5
May 24	vs. No. 7 Nebraska	W	6-2
May 25	vs. No. 9 Texas [10]	L	9-10
June 1	at No. 12 Southern Mississippi	W	3-2
June 6	at No. 8 LSU	W	4-1
June 7	at No. 8 LSU	L	5-6
June 8	at No. 8 LSU	L	5-20

2004 (6-9)

Feb. 20	at No. 8 Long Beach State	L	1-4
Feb. 21	at No. 8 Long Beach State	L	3-4
Feb. 21	at No. 8 Long Beach State	L	1-2
Feb. 27	No. 16 Arizona	L	1-2
Feb. 28	No. 16 Arizona	W	10-2
Feb. 28	No. 16 Arizona	L	3-5
Mar. 19	at No. 9 Texas A&M	W	8-7
Mar. 20	No. 9 Texas A&M	W	5-0
Mar. 21	No. 9 Texas A&M	L	7-8
Apr. 16	No. 1 Texas	L	6-7
Apr. 17	at No. 1 Texas [10]	W	5-3
Apr. 18	at No. 1 Texas	L	1-11
May 18	No. 3 Rice	L	4-6
May 26	vs. No. 22 Texas Tech	W	8-3
May 28	vs. No. 17 Oklahoma	W	14-4

2005 (18-10)

Feb. 13	vs. No. 19 Rice	W	6-1
Feb. 18	No. 24 Oral Roberts	L	3-9
Feb. 19	No. 24 Oral Roberts	W	2-1
Feb. 20	No. 24 Oral Roberts	W	4-0
Mar. 11	at No. 8 Vanderbilt [13]	W	9-4
Mar. 12	at No. 8 Vanderbilt	W	16-5
Mar. 13	at No. 8 Vanderbilt	W	4-1
Mar. 15	No. 24 TCU [10]	W	4-3
Mar. 18	at No. 1 Texas	W	3-2
Mar. 19	No. 1 Texas	W	9-1
Mar. 20	No. 1 Texas	W	4-3
Apr. 22	at No. 11 Nebraska	L	1-7
Apr. 23	at No. 11 Nebraska	W	4-1
Apr. 24	at No. 11 Nebraska	L	3-4
May 11	at No. 15 Rice	L	0-7
May 20	No. 20 Missouri	W	7-5
May 21	No. 20 Missouri	L	3-7
May 22	No. 20 Missouri	L	4-10
May 28	vs. No. 5 Texas	W	9-8
May 29	vs. No. 4 Nebraska	L	0-1
June 5	No. 24 TCU	W	8-3
June 11	No. 13 Clemson	L	2-4
June 12	No. 13 Clemson	W	7-1
June 13	No. 13 Clemson	W	6-1
June 18	vs. No. 5 Texas	L	1-5
June 20	vs. No. 2 Oregon State [10]	W	4-3
June 21	vs. No. 1 Tulane	W	8-7
June 22	vs. No. 5 Texas	L	3-4

2006 (10-12)

Mar. 3	at No. 16 Long Beach State	L	3-4
Mar. 4	at No. 16 Long Beach State	W	5-3
Mar. 5	at No. 16 Long Beach State	W	4-2
Mar. 17	No. 25 Kansas	W	15-3
Mar. 18	No. 25 Kansas	L	5-6
Mar. 19	No. 25 Kansas	W	5-1
Mar. 24	at No. 23 Oklahoma	W	6-5
Mar. 25	at No. 23 Oklahoma	L	2-5
Mar. 26	at No. 23 Oklahoma	L	10-11
Apr. 11	No. 2 Rice	L	4-6
Apr. 13	No. 8 Texas [13]	L	6-7
Apr. 14	at No. 8 Texas	L	6-8
Apr. 15	at No. 8 Texas	L	4-5
May 12	No. 5 Nebraska	W	6-5
May 13	No. 5 Nebraska	W	4-1
May 14	No. 5 Nebraska	W	12-2
May 24	vs. No. 15 Nebraska	L	2-3
May 25	vs. No. 6 Texas	L	8-16
June 3	vs. No. 16 Arizona State	W	3-2
June 4	at No. 1 Rice	L	2-7
June 4	vs. No. 16 Arizona State	W	7-2
June 5	at No. 1 Rice	L	4-7

2007 (6-15)

Feb. 10	vs. No. 1 Rice	L	0-7
Feb. 11	vs. No. 8 Vanderbilt	L	4-7
Mar. 16	at No. 10 Texas	L	2-3
Mar. 17	No. 10 Texas	L	2-14
Mar. 18	No. 10 Texas	L	3-8
Mar. 31	at No. 14 Oklahoma State	L	5-15
Mar. 31	at No. 14 Oklahoma State	L	7-14
Apr. 1	at No. 14 Oklahoma State	L	5-10
Apr. 5	No. 19 Oklahoma	W	4-2
Apr. 6	No. 19 Oklahoma	L	4-5
Apr. 6	No. 19 Oklahoma	W	5-2
Apr. 27	No. 18 Texas A&M	L	7-12
Apr. 28	at No. 18 Texas A&M	L	3-5
Apr. 29	at No. 18 Texas A&M	W	16-12
May 1	at No. 23 TCU	W	3-0
May 15	at No. 1 Rice	L	0-3
May 23	vs. No. 21 Oklahoma State	W	3-1
May 25	vs. No. 11 Missouri	W	10-5
May 27	vs. No. 17 Texas A&M	L	6-14
June 1	vs. No. 16 TCU	L	2-3
June 3	vs. No. 16 TCU	L	5-10

ALL-TIME RECORD

Overall	149-222-1
vs. No. 1	9-18
vs. Top 5	35-61
vs. Top 10	73-114
1981-1990	28-68
1991-2000	54-71
2001-present	67-83
Non-Conference Games	53-87-1
Conference Games	96-135
Southwest Conference	48-81
Big 12 Conference	48-54
February	17-25-1
March	40-48
April	57-96
May	25-40
June	10-13
Home	82-80-1
Away	48-114
Neutral	19-28
Regular Season	124-186-1
Postseason	25-36
Conference Tournaments	13-19
Southwest Conference	5-8
Big 12 Conference	8-11
NCAA Tournament	12-17
Regionals	6-10
Super Regionals	4-5
College World Series	2-2
Extra-Innings	8-10

BAYLOR ON TELEVISION

Baylor and Big 12 baseball airs regularly throughout the season, regionally and nationally. Since 1988, Baylor has played on television 57 times, including a program-best 12 games in 2005. Over the past 20 years, the Bears are 28-29 in televised games.

1998

Apr. 2	at Texas	L	1-4	Home Sports Entertainment
Apr. 2	at Texas	L	0-14	Home Sports Entertainment

1990

Mar. 17	Rice	L	0-2	Home Sports Entertainment
Mar. 17	Rice	L	1-7	Home Sports Entertainment

1992

Mar. 14	TCU	W	6-5	Home Sports Entertainment
Mar. 14	TCU	W	8-3	Home Sports Entertainment

1993

Apr. 3	Rice	W	6-5	Home Sports Entertainment
May 15	at Texas	W	10-6	Home Sports Entertainment

1994

Apr. 2	at TCU	L	1-4	Home Sports Entertainment
Apr. 2	at TCU	L	1-12	Home Sports Entertainment

1996

Mar. 23	Texas Tech	W	8-0	Prime Sports
Mar. 23	Texas Tech	L	2-24	Prime Sports
Apr. 13	Houston	W	13-12	Prime Sports

1999

May 23	vs. Nebraska	L	3-4	FSN
--------	--------------	---	-----	-----

2000

Apr. 7	at Missouri	W	6-4	College Sports Southwest
Apr. 8	at Missouri	W	13-4	College Sports Southwest
Apr. 9	at Missouri	L	8-9	College Sports Southwest
May 17	vs. Texas A&M	W	12-3	College Sports Southwest
May 18	vs. Texas	W	3-2	College Sports Southwest
May 19	vs. Texas Tech	W	10-1	College Sports Southwest
May 21	vs. Nebraska	L	3-11	FSN

2001

May 13	Texas Tech	L	5-6	FSN
--------	------------	---	-----	-----

2002

Apr. 6	Oklahoma State	W	8-6	FSN
Apr. 19	MISSOURI	L	18-23	FSN

2003

May 17	at Nebraska	W	7-1	CSTV
May 24	vs. Nebraska	W	7-5	FSN
May 25	vs. Texas	L	8-10	FSN
June 6	at LSU	W	4-1	ESPN+Plus
June 7	at LSU	L	5-6	ESPN+Plus
June 8	at LSU	L	5-20	ESPN+Plus

2004

May 29	vs. Missouri	L	7-10	FSN-SW
--------	--------------	---	------	--------

2005

Mar. 20	Texas	W	4-3	CSTV
Apr. 23	at Nebraska	W	4-1	CSTV
Apr. 30	Texas Tech	L	2-3	FSN
May 13	Texas A&M	W	10-9	ESPN2
May 29	vs. Nebraska	L	0-1	FSN
June 11	Clemson	L	2-4	ESPN
June 12	Clemson	W	7-1	ESPN
June 13	Clemson	W	6-1	ESPN
June 18	vs. Texas	L	1-5	ESPN
June 20	vs. Oregon State	W	4-3	ESPN2
June 21	vs. Tulane	W	8-7	ESPN
June 22	vs. Texas	L	3-4	ESPN2

2006

Mar. 31	at Texas Tech	W	2-1	COX
Apr. 14	at Texas	L	6-8	CSTV
Apr. 15	at Texas	L	4-5	CSTV
May 27	vs. Texas Tech	W	5-3	FSN
June 3	vs. Arizona State	W	3-2	CSTV
June 4	at Rice	L	2-7	CSTV
June 4	vs. Arizona State	W	7-2	CSTV
June 5	at Rice	L		

NCAA POSTSEASON HISTORY

1948

WESTERN REGIONAL

MERCHANTS PARK • DENVER, COLO.

June 16	Southern California	L	0-8
June 17	Colorado State	W	13-4
June 18	Oklahoma State	W	9-8
June 19	Southern California	L	3-16

1977

SOUTH CENTRAL REGIONAL

ARLINGTON STADIUM • ARLINGTON, TEXAS

May 26	New Orleans	W	10-1
May 27	Miami [Ohio]	L	3-7
May 28	New Orleans	W	7-1
May 28	Miami [Ohio]	W	12-7
May 29	Miami [Ohio]	W	2-0

COLLEGE WORLD SERIES

ROSENBLATT STADIUM • OMAHA, NEB.

June 11	South Carolina [10]	L	2-3
June 12	Minnesota [11]	L	3-4

1978

SOUTH CENTRAL REGIONAL

ARLINGTON STADIUM • ARLINGTON, TEXAS

May 19	Mississippi State	W	3-0
May 21	UT-Pan American [10]	W	3-2
May 22	Mississippi State	W	6-3

COLLEGE WORLD SERIES

ROSENBLATT STADIUM • OMAHA, NEB.

June 2	Michigan	L	0-4
June 3	Miami, Fla.	L	1-12

1991

MIDWEST REGIONAL

ECK STADIUM-TYLER FIELD • WICHITA, KAN.

May 24	California	L	3-8
May 25	Wichita State	L	7-13

1993

SOUTH REGIONAL

ALEX BOX STADIUM • BATON ROUGE, LA.

May 27	Kent	W	4-1
May 28	South Alabama	L	3-9
May 29	LSU	L	6-13

1998

SOUTH I REGIONAL

MCKETHAN FIELD • GAINESVILLE, FLA.

May 21	Richmond	L	10-12
May 22	Florida	W	10-5
May 23	Illinois [13]	L	7-8

1999

WACO REGIONAL

BAYLOR BALLPARK • WACO, TEXAS

May 28	Eastern Illinois	W	7-3
May 29	Minnesota	W	6-4
May 30	Minnesota	W	22-6

WACO SUPER REGIONAL

BAYLOR BALLPARK • WACO, TEXAS

June 4	Oklahoma State	L	11-18
June 5	Oklahoma State	W	17-7
June 6	Oklahoma State	L	2-6

2000

WACO REGIONAL

BAYLOR BALLPARK • WACO, TEXAS

May 26	Texas State	L	0-6
May 27	Florida	L	1-10

2001

HOUSTON REGIONAL

RECKLING PARK • HOUSTON, TEXAS

May 25	Houston	W	7-1
May 26	Rice	W	11-10
May 27	Rice	L	4-7
May 28	Rice	L	4-5

2002

AUSTIN REGIONAL

DISCH-FALK FIELD • AUSTIN, TEXAS

May 31	Lamar	W	4-2
June 1	Texas	L	8-10
June 1	Lamar	W	10-9
June 2	Texas	L	0-2

2003

HATTIESBURG REGIONAL

PETE TAYLOR PARK • HATTIESBURG, MISS.

May 30	Murray State	W	7-6
May 31	Southern	W	10-3
June 1	Southern Mississippi	W	3-2

BATON ROUGE SUPER REGIONAL

ALEX BOX STADIUM • BATON ROUGE, LA.

June 6	LSU	W	4-1
June 7	LSU	L	5-6
June 8	LSU	L	5-20

2005

WACO REGIONAL

BAYLOR BALLPARK • WACO, TEXAS

June 4	UTSA	W	8-3
June 5	TCU	W	8-3
June 6	Stanford [12]	W	4-3

WACO SUPER REGIONAL

BAYLOR BALLPARK • WACO, TEXAS

June 11	Clemson	L	2-4
June 12	Clemson	W	7-1
June 13	Clemson	W	6-1

COLLEGE WORLD SERIES

ROSENBLATT STADIUM • OMAHA, NEB.

June 18	Texas	L	1-5
June 20	Oregon State [10]	W	4-3
June 21	Tulane	W	8-7
June 22	Texas	L	3-4

2006

HOUSTON REGIONAL

RECKLING PARK • HOUSTON, TEXAS

June 3	Arizona State	W	3-2
June 4	Rice	L	2-7
June 4	Arizona State	W	7-2
June 5	Rice	L	4-7

2007


HOUSTON REGIONAL

RECKLING PARK • HOUSTON, TEXAS

June 1	TCU	L	2-3
June 2	Prairie View A&M	W	9-2
June 3	TCU	L	5-10

ALL-TIME RECORD

Overall	33-30
Regionals	27-19
Home	6-2
Away	3-8
Neutral	18-9
Super Regional	4-5
Home	3-3
Away	1-2
College World Series	2-6



1999 Waco Regional Most Outstanding Player **Jason Jennings**



2003 Hattiesburg Regional Most Outstanding Player **David Murphy**



2005 Waco Regional Most Outstanding Player **Paul Witt**

COLLEGE WORLD SERIES APPEARANCES

1977

PLAYERS

OF	Robert Beane	Sr.	Kilgore, Texas
P	Andy Beane	So.	Dallas, Texas
P	Sammy Bickham	Fr.	Plano, Texas
P	Don Brazzell	Sr.	Phoenix, Ariz.
P	Jamie Cocanower	So.	Balboa, Panama
P/OF	Burl Coker	Jr.	Waco, Texas
IF	Fritz Connally	Fr.	Pasadena, Texas
IF	Bill Crosby	Jr.	Memphis, Tenn.
C	Mike Czimsky	Sr.	Taylor, Texas
IF	Keith Houk	So.	Waco, Texas
OF	Mike Johanson	So.	Clear Lake, Texas
IF	Kenny Kolkhorst	Jr.	Houston, Texas
IF	Steve Macko	Sr.	Dallas, Texas
IF/P	Shane Nolen	So.	Pasadena, Texas
IF	Manuel Ordonez	Jr.	Waco, Texas
IF	Luke Prestridge	So.	Houston, Texas
P	John Perlman	So.	Carthage, Texas
OF	Greg Pennington	So.	Houston, Texas
P	Mike Roberts	So.	Dallas, Texas
P	John Schott	Sr.	San Antonio, Texas
IF	Duncan Shanklin	Sr.	Houston, Texas
P	Harry Shipley	Sr.	Waco, Texas
IF	David Starnes	So.	Richardson, Texas
IF	Mike Wells	Jr.	Houston, Texas
OF	Leonard Woods	Sr.	Riesel, Texas
C	Buddy Woolley	Sr.	Longview, Texas

COACHES

Mickey Sullivan - Head Coach
Dick Couey - Assistant Coach

RESULTS

at UT Arlington	W 2-1	at Arkansas *	W 5-3
at UT Arlington	W 2-1	at Arkansas *	L 2-5
UT ARLINGTON	W 7-3	at Arkansas *	L 1-6
UT ARLINGTON	W 4-0	UT-PAN AMERICAN	W 8-6
TCU *	W 20-3	UT-PAN AMERICAN	W 10-8
TCU *	L 1-2	UT-PAN AMERICAN	W 12-2
TCU *	L 2-3	UT-PAN AMERICAN	W 11-1
at Sam Houston State	W 4-0	TEXAS TECH *	W 4-0
at Sam Houston State	L 7-10	TEXAS TECH *	W 6-1
at St. Mary's	L 4-6	TEXAS TECH *	W 15-3
at St. Mary's	W 4-3	at SMU *	W 14-0
ST. MARY'S	W 15-8	at SMU *	W 15-0
ST. MARY'S	W 11-5	at SMU *	W 12-7
at Rice *	L 7-9	TEXAS *	L 4-10
at Rice *	W 18-1	TEXAS *	W 4-2
at Rice *	W 12-3	TEXAS *	W 3-2
at Hardin Simmons	W 5-2	at Texas \$	W 3-2
at Hardin Simmons	W 7-4	vs. Texas A&M \$	W 2-1
CENTRAL MICHIGAN	W 7-3	at Texas \$	W 7-0
CENTRAL MICHIGAN	W 16-3	vs. New Orleans %	W 10-1
NEBRASKA	W 2-0	vs. Miami [Ohio] %	L 3-7
NEBRASKA	L 0-1	vs. New Orleans %	W 7-1
NEBRASKA	W 12-3	vs. Miami [Ohio] %	W 12-7
NEBRASKA	W 6-4	vs. Miami [Ohio] %	W 2-0
at Texas A&M *	L 8-9	vs. South Carolina &	L 2-3
at Texas A&M *	L 1-2	vs. Minnesota &	L 3-4
at Texas A&M *	W 8-0		
HOUSTON *	W 15-8		
HOUSTON *	L 0-5		
HOUSTON *	W 8-1		
SAM HOUSTON STATE	W 4-1		
SAM HOUSTON STATE	W 13-7		

* - Southwest Conference games
\$ - SWC Tournament, Austin, Texas
% - NCAA South Central Regional, Arlington, Texas
& - College World Series, Omaha, Neb.



Led by senior All-America shortstop Steve Macko, the Bears came back through the losers bracket to take the 1977 South Central Regional title and advance to the College World Series for the first time.

After pounding New Orleans 10-1 in the first game of the regional, Baylor lost to Miami (Ohio) 7-3. Facing elimination, the Bears beat New Orleans again (7-1) and Miami (Ohio) twice (12-7, 2-0) to advance to the CWS. John Schott and Jaime Cocanower combined to shutout the RedHawks in the title game.

Baylor entered the 1977 NCAA College World Series with a 43-15 record before losing two one-run, extra-inning games. The Bears fell 3-2 in 10 innings against South Carolina and 4-3 in 11 innings against Minnesota. Arizona State went on to win the national title, 2-1, over South Carolina in the championship game.

For the season, Macko led the Bears at the plate with a .421 average. Sammy Bickham (10-3) and Burl Coker (10-4) were Baylor's top pitchers, combining for 20 of the Bears' 43 wins.

LINEUP

SS	Steve Macko (.417, 8 HR, 49 RBI, 22 2B, 78 3B, 68 R)
C	Mike Czimsky (.276, 9 HR, 37 RBI, 10 2B, 37 R)
3B	Fritz Connally (.306, 7 HR, 47 RBI, 15 2B, 40 R)
1B	Luke Prestridge (.304, 4 HR, 24 RBI, 12 2B, 35 R)
DH/1B	Ken Kolkhorst (.363, 6 HR, 51 RBI, 21 2B, 41 R)
CF/P	Shane Nolen (.252, 4 HR, 29 RBI, 32 R)
RF/P	Burl Coker (.320, 5 HR, 27 RBI; 10-4, 2.27)
LF	Leonard Woods (.295, 13 HR, 44 RBI, 7 2B, 53 R)
2B	Duncan Shanklin (.289, 1 HR, 19 RBI)
P	Sammy Bickham (10-4, 3.18, 6 CG)
P	Jaime Cocanower (8-3, 1 Sv, 2.49)
P	Don Brazzell (1-1, 2 Sv, 3.07)



Steve Macko



Fritz Connally

COLLEGE WORLD SERIES APPEARANCES

1978

PLAYERS

P	Andy Beene	Jr.	Dallas, Texas
P	Jamie Cocanower	Jr.	Balboa, Panama
P/OF	Burl Coker	Sr.	Waco, Texas
IF	Fritz Connally	So.	Pasadena, Texas
IF	Bill Crosby	Sr.	Memphis, Tenn.
OF	Mike Johanson	Jr.	Clear Lake, Texas
IF	Kenny Kolkhorst	Sr.	Houston, Texas
IF/P	Shane Nolen	Jr.	Pasadena, Texas
IF	Manuel Ordonez	Sr.	Waco, Texas
IF	Luke Prestridge	Jr.	Houston, Texas
P	John Pearlman	Jr.	Carthage, Texas
P	Mike Roberts	Jr.	Dallas, Texas
IF	Mike Wells	Sr.	Houston, Texas
IF	Brent Lumms	Fr.	Waco, Texas
OF	Greg Pennington	So.	Houston, Texas
OF	Brian Allen	Fr.	Brownwood, Texas
C	Jeff Mallett	Fr.	Beaumont, Texas
C	James Baker	Fr.	Artesia, N.M.
P	Don Oliver	Fr.	Victoria, Texas
P	Paul Farmer	Fr.	Lamar, Texas
IF	Scott Lewis	So.	Alpine, Texas
OF	Mark Malthaner	Jr.	Norman, Okla.
IF	David Starnes	So.	Richardson, Texas
P	Wes Hooks	Fr.	Birmingham, Mich.
IF	Tom Milam	Fr.	Jackson, Miss.
C	Don Buckalew	Fr.	Conroe, Texas
IF	Steve Runnels	Fr.	Pasadena, Texas

COACHES

Mickey Sullivan - Head Coach
Dick Couey - Assistant Coach

RESULTS

at Arizona State	L 1-3	at Texas *	L 0-3
at Arizona State	L 1-5	at Texas *	W 4-0
at Grand Canyon	L 3-5	at Texas *	L 4-10
ST. MARY'S	W 2-1	RICE *	W 9-5
ST. MARY'S	W 2-0	RICE *	W 8-1
SAM HOUSTON STATE	W 15-6	RICE *	W 10-8
SAM HOUSTON STATE	W 12-3	at Oral Roberts	L 5-8
SMU *	W 9-5	at Oral Roberts	L 1-3
SMU *	W 5-4	at Oral Roberts	W 7-6
SMU *	W 27-18	at TCU *	W 14-8
at Texas Tech *	W 12-3	at TCU *	W 13-1
at Texas Tech *	L 0-4	at TCU *	W 7-6
at Texas Tech *	L 1-5	vs. Arkansas S	W 1-0
CENTRAL MICHIGAN	W 4-3	vs. Houston S	W 8-4
ARKANSAS *	W 12-11	vs. Houston S	W 11-3
ARKANSAS *	L 6-7	vs. Mississippi State %	W 3-0
ARKANSAS *	W 9-8	vs. UT-Pan American %	W 3-2
NORTH TEXAS	W 19-11	vs. Mississippi State %	W 6-3
NORTH TEXAS	W 11-1	vs. Michigan &	L 0-4
at Houston *	L 5-6	vs. Miami, Fla. &	L 1-12
at Houston *	W 4-1		
at Houston *	W 14-11		
at St. Mary's	L 0-4		
at St. Mary's	W 2-1		
HARDIN SIMMONS	L 3-10		
HARDIN SIMMONS	W 10-4		
TEXAS A&M *	L 3-5		
TEXAS A&M *	L 4-8		
TEXAS A&M *	L 9-11		
at Sam Houston State	W 2-1		
at Sam Houston State	L 6-7		

* - Southwest Conference games
S - SWC Tournament, Austin, Texas
% - NCAA South Central Regional, Arlington, Texas
& - College World Series, Omaha, Neb.



For the second straight season, Baylor claimed the South Central Regional title and advanced to the College World Series. Unfortunately, the Bears also repeated their 1977 performance with a quick exit.


Despite the loss of three all-conference performers from the previous year, the 1978 Bears swept through the Southwest Conference Tournament to land a spot in the regional, then swept through the regional to earn a second straight CWS appearance.

Playing without injured ace Burl Coker, Baylor found enough pitching to beat Mississippi State (3-0), UT-Pan Am (3-2 in 10 innings) and MSU again (6-3) in the regional.

Fritz Connally earned regional MVP honors, thanks to a 7-for-14 performance with four RBI. Seven other Bears joined Connally on the all-tournament team.

In the CWS, Baylor lost its first game to Michigan, 4-0, then saw the season end with a 12-1 loss to Miami.

Baylor finished with a 32-19 record as champions of the Southwest Conference Tournament. The Bears were led by junior first baseman Luke Prestridge, who topped the team in batting average at .332, and junior third baseman Fritz Connally, who hit .316 with 11 home runs.



Jon Pearlman

LINEUP

CF/P	Burl Coker (.325, 7 HR, 52 R; 9-2, 1.64, 2 saves)
LF	Mike Johanson (.298, 6 HR, 48 RBI, 13 2B, 37 R)
P/DH	Shane Nolen (.309, 9 HR, 37 RBI, 44 R; 4-6, 4.46)
3B	Fritz Connally (.316, 11 HR, 44 RBI, 10 2B, 42 R)
C	Ken Kolkhorst (.300, 4 HR, 35 RBI, 15 2B, 43 R)
2B	Manuel Ordonez (.291, 2 HR, 34 RBI, 5 2B, 4 3B, 28 R)
RF	Mike Wells (.258, 3 HR, 26 RBI, 24 R)
1B	Luke Prestridge (.332, 4 HR, 33 RBI, 12 2B)
SS	Bill Crosby (.254, 1 HR, 9 RBI, 7 2B, 22 R)
P	Jaime Cocanower (4-5, 5.87)
P	Jon Pearlman (5-3, 3.20)
P	Mike Roberts (6-1, 2 Sv, 2.36)



Luke Prestridge

COLLEGE WORLD SERIES APPEARANCES

2005

PLAYERS

IF	Wes Benefield	Fr.	Franklin, Tenn.
IF	Drew Bias	Fr.	Pflugerville, Texas
OF	Reid Brees	Sr.	Austin, Texas
RHP	Tyler Bullock	Jr.	Fort Worth, Texas
RHP	Nick Cassavechia	Fr.	Dallas, Texas
C	Zach Dillon	Jr.	Urbandale, Iowa
C	Josh Ford	Sr.	Baytown, Texas
OF	Seth Fortenberry	Jr.	Waco, Texas
RHP	Kerr Foster	Fr.	Athens, Texas
OF	Chase Gerdes	Sr.	Uvalde, Texas
2B	Michael Griffin	Sr.	Dallas, Texas
RHP	Ryan LaMotta	Jr.	Sugar Land, Texas
RHP	Randall Linebaugh	Fr.	Mesquite, Texas
RHP/1B	Jeff Mandel	Sr.	Houston, Texas
LHP	Xerxes Martin	Fr.	Dallas, Texas
RHP	Mark McCormick	Jr.	Houston, Texas
OF	Paul Miles	Fr.	Houston, Texas
OF	Mike Pankratz	Jr.	Houston, Texas
RHP	Andy Pape	Jr.	San Antonio, Texas
1B	Kyle Reynolds	Jr.	Houston, Texas
2B	Jake Rippee	Sr.	Kerrville, Texas
3B	Kevin Russo	Jr.	Boulder, Colo.
OF	Kevin Sevigny	Jr.	Springvale, Maine
LHP	Trey Taylor	Sr.	Mansfield, Texas
1B	Jason Thompson	Sr.	Eules, Texas
LHP	Cory VanAllen	Sr.	Sugar Land, Texas
RHP	Sean Walker	Sr.	La Mesa, Calif.
SS	Paul Witt	Jr.	Pine Bluff, Ark.
RHP	Abe Woody	Jr.	Round Rock, Texas

COACHES

Steve Smith - Head Coach
Mitch Thompson - Assistant Coach
Steve Johnigan - Assistant Coach
Chris Berry - Assistant Coach
Cody Hall - Student Assistant

RESULTS

vs. Houston !	W 8-6	PRAIRIE VIEW A&M	W 4-3
vs. Tennessee !	W 3-2	at Nebraska *	L 4-8
vs. Rice !	W 6-1	at Nebraska *	W 4-1
UT ARLINGTON	L 6-9	at Nebraska *	L 3-4
ORAL ROBERTS	L 3-9	UT ARLINGTON	W 8-5
ORAL ROBERTS	W 2-1	TEXAS TECH *	W 6-1
ORAL ROBERTS	W 4-0	TEXAS TECH *	L 2-3
at Arizona State	L 3-5	TEXAS TECH *	W 8-5
at Arizona State	L 4-12	UTSA	W 6-5
at Arizona State (10)	W 8-7	at Rice	L 0-7
at UT-San Antonio	W 4-2	TEXAS A&M *	W 10-9
LONG BEACH STATE	L 2-4	at Texas A&M *	W 3-1
LONG BEACH STATE	L 6-7	at Texas A&M *	W 6-4
LONG BEACH STATE	W 7-1	TEXAS STATE	W 7-4
NORTHWESTERN ST.	L 4-5	MISSOURI *	W 7-5
at Vanderbilt (13)	W 9-4	MISSOURI *	L 3-7
at Vanderbilt	W 16-5	MISSOURI *	L 4-10
at Vanderbilt	W 4-1	vs. Kansas (10) S	W 2-1
TCU (10)	W 4-3	vs. Oklahoma State S	W 8-3
at Texas *	W 3-2	vs. Texas S	W 9-8
TEXAS *	W 9-1	vs. Nebraska S	L 0-1
TEXAS *	W 4-3	UTSA %	W 8-3
at Texas State	L 0-12	TCU %	W 8-3
at Oklahoma State *	L 1-7	STANFORD (12) %	W 4-3
at Oklahoma State *	W 6-3	CLEMSON †	L 2-4
at Oklahoma State *	L 2-3	CLEMSON †	W 7-1
TEXAS SOUTHERN	W 10-3	CLEMSON †	W 6-1
OKLAHOMA *	W 5-3	vs. Texas &	L 1-5
OKLAHOMA *	L 2-5	vs. Oregon State (10) &	W 4-3
OKLAHOMA *	W 6-2	vs. Tulane &	W 8-7
HOUSTON	L 3-9	vs. Texas &	L 3-4
KANSAS STATE *	W 8-3		
KANSAS STATE *	W 11-3		
KANSAS STATE *	W 8-4		
at UT Arlington	L 0-2		
at Kansas *	W 8-4		
at Kansas *	W 13-2		
at Kansas *	W 3-2		
at TCU (11)	L 1-2		

* - Big 12 Conference games
! - Minute Maid Park Classic, Houston, Texas
S - Big 12 Tournament, Oklahoma City, Okla.
% - NCAA Waco Regional, Waco, Texas
† - NCAA Waco Super Regional, Waco, Texas
& - College World Series, Omaha, Neb.



One year removed from the program's first losing season in nearly a decade, Baylor made its first College World Series appearance in 28 years in 2005. Baylor joined the 1993 Kansas Jayhawks as the only teams ever to reach the CWS one year after a losing season.

Eight returning starters, 10 returning pitchers with six fourth-year seniors: that was the nucleus for the first Baylor squad ever to sweep both Texas and Texas A&M in the same season. The Bears, who never lost more than two consecutive games, finished the Big 12 season 19-8 and shared the conference title with Nebraska. The two teams met again in the Big 12 Tournament title game with the Huskers edging the Bears 1-0 on a sixth-inning sacrifice fly.

Baylor was awarded the nation's fourth overall seed, setting up regional and super regional stops at Baylor Ballpark. The Bears defeated UT-San Antonio, TCU and Stanford to win the regional and then bounced back from a game-one loss to defeat Clemson two games to one in the super regional.

In the CWS, Baylor lost its first game to Texas 5-1. Two days later, the Bears recorded the program's first ever CWS win, topping Oregon State 4-3 in 10 innings. The next day, the Bears rallied from a 7-0 deficit through six innings for an 8-7 win, eliminating the top-ranked and top-seeded Tulane in arguably the best game in Baylor history. It was the second-largest comeback in CWS history. However, eventual national champion Texas ended the Bears' season the following night on Chance Wheelless' leadoff walk-off home run in the bottom of the ninth inning for a 4-3 UT win.

Baylor finished the season 46-24 and ranked fourth nationally, the program's highest final ranking ever.



Abe Woody

LINEUP

2B	Michael Griffin (.293, 7 HR, 34 RBI, 51 R, 16 2B, 8 SB)
1B	Kyle Reynolds (.258, 8 HR, 34 RBI, 40 R, 14 2B, 11 SB)
C/DH	Josh Ford (.328, 9 HR, 41 RBI, 47 R, 19 2B, .521 SLG, 7 SB)
DH/C	Zach Dillon (.304, 2 HR, 43 RBI, 29 R, 20 2B)
LF	Reid Brees (.278, 2 HR, 26 RBI, 23 R, 14 2B)
3B	Kevin Russo (.286, 3 HR, 36 RBI, 41 R, 8 2B, 8 SB)
RF	Mike Pankratz (.198, 3 HR, 16 RBI, 16 R)
CF	Kevin Sevigny (.230, 3 HR, 23 RBI, 24 R, 9 2B, 4 3B, 7 SB)
CF	Chase Gerdes (.257, 1 HR, 23 RBI, 23 R, 5 2B, 5 3B, 11 SB)
SS	Paul Witt (.251, 1 HR, 29 RBI, 37 R, 11 2B, 7 SB)
SP	Trey Taylor (7-6, 3.62 ERA, 104.1 IP, 89 K)
SP	Mark McCormick (8-4, 2.96 ERA, 112.2 IP, 115 K)
SP	Cory VanAllen (8-4, 4.02 ERA, 107.1 IP, 68 K)
RP	Jeff Mandel (4-0, 1.91 ERA, 66.0 IP, 27 K)
RP	Ryan LaMotta (5-2, 7 Sv, 2.15 ERA, 79.2 IP, 82 K)
RP	Abe Woody (10-3, 11 Sv, 2.58 ERA, 66.1 IP, 41 K)



Michael Griffin

NCAA REGIONAL APPEARANCES

1948

WESTERN REGIONAL

MERCHANTS PARK • DENVER, COLO.

June 16 Southern California 8, Baylor 0
 June 17 Baylor 13, Colorado State 4
 June 18 Baylor 9, Oklahoma State 8
 June 19 Southern California 16, Baylor 3

Baylor made its first-ever regional appearance in 1948. The Bears finished third in the Southwest Conference that season, but were selected for the NCAA Western Regional after SWC champ Texas and runner-up Texas A&M each declined the invitation.

The Bears dropped their first round game to USC, 8-0, but bounced back to beat Colorado State 14-3. Baylor won again in game three, beating Oklahoma A&M 9-8, but ran out of pitching in game four and lost again to USC, 16-3. The Trojans went on to win the NCAA championship.

1977

SOUTH CENTRAL REGIONAL

ARLINGTON STADIUM • ARLINGTON, TEXAS

May 26 Baylor 10, New Orleans 1
 May 27 Miami (Ohio) 7, Baylor 3
 May 28 Baylor 7, New Orleans 1
 May 28 Baylor 12, Miami (Ohio) 7
 May 29 Baylor 2, Miami (Ohio) 0

Led by All-America shortstop Steve Macko, the Bears came back through the losers bracket to take the 1977 South Central Regional title and advance to the College World Series for the first time.

After pounding New Orleans 10-1 in the first game, Baylor lost to Miami (Ohio) 7-3. Facing elimination, the Bears beat New Orleans again (7-1) and Miami (Ohio) twice (12-7, 2-0) to advance to the CWS. John Schott and Jaime Cocanower combined to shutout the RedHawks in the title game.

1978

SOUTH CENTRAL REGIONAL

ARLINGTON STADIUM • ARLINGTON, TEXAS

May 19 Baylor 3, Mississippi State 0
 May 21 Baylor 3, Texas-Pan American 2 [10]
 May 22 Baylor 6, Mississippi State 3


Despite the loss of three all-conference performers from the previous year, the 1978 Bears swept through the Southwest Conference Tournament to land a spot in the regional, then swept through the regional to earn a second straight CWS appearance.

Playing without injured staff ace Burl Coker, the Bears still found enough pitching to beat Mississippi State (3-0), UT-Pan Am (3-2 in 10 innings) and Mississippi State again (6-3).

Fritz Connally earned tournament MVP honors, thanks to a 7-for-14 performance with four RBI. Seven other Bears joined Connally on the all-tournament team.



1978 NCAA South Central Regional at Arlington Stadium



1948 NCAA Western Regional Runner-Up

1991

MIDWEST REGIONAL

ECK STADIUM-TYLER FIELD • WICHITA, KAN.

May 24 California 8, Baylor 3
 May 25 Wichita State 13, Baylor 7

In 1991, an untimely series of injuries prevented the Bears from taking better advantage of their first NCAA postseason action in 13 years.

Three Baylor pitchers, including first-round draft pick Scott Ruffcorn, entered the regional nursing sore arms. Unable to depend on those pitchers, the Bears' postseason stay was shortened to an 8-3 loss against California and a 13-7 setback to host school and top-ranked Wichita State.

1993

SOUTH REGIONAL

ALEX BOX STADIUM • BATON ROUGE, LA.

May 27 Baylor 4, Kent 1
 May 28 South Alabama 9, Baylor 3
 May 29 Louisiana State 13, Baylor 6

Baylor returned to postseason play in 1993 by upsetting host Texas twice to claim the Southwest Conference Tournament championship.

The Bears won their 10th straight game in round one of the regional, beating Kent 4-1. The streak came to an end the following day, however, when South Alabama beat Baylor 9-3. Host school and eventual national champion LSU finished off the Bears' season one day later with a 13-6 victory.

1998

SOUTH I REGIONAL

MCKETHAN FIELD • GAINESVILLE, FLA.

May 21 Richmond 12, Baylor 10
 May 22 Baylor 10, Florida 5
 May 23 Illinois 8, Baylor 7 [13]

In 1998, head coach Steve Smith led his Bears to an NCAA playoff berth in just his fourth season. With a rotation bolstered by future first-round draft picks Kip Wells and Jason Jennings and a slugging line-up led by All-American Charley Carter, the Bears finished second in the Big 12 Conference and were sent to Florida for NCAA regional action.

Baylor blew a 9-0 lead against underdog Richmond in the first game and eventually lost 12-10. The Bears rebounded to beat the host Gators, 10-5, but saw their season end when Illinois scored an unearned run in the bottom of the 13th inning to beat Baylor 8-7.

NCAA REGIONAL APPEARANCES

1999

WACO REGIONAL

BAYLOR BALLPARK • WACO, TEXAS

May 28 Baylor 7, Eastern Illinois 3
May 29 Baylor 6, Minnesota 4
May 30 Baylor 22, Minnesota 4

WACO SUPER REGIONAL

BAYLOR BALLPARK • WACO, TEXAS

June 4 Oklahoma State 18, Baylor 11
June 5 Baylor 17, Oklahoma State 7
June 6 Oklahoma State 6, Baylor 2

Hosting an NCAA Regional for the first time, the Bears took advantage of playing at home (albeit in an unfinished Baylor Ballpark) to advance to the Super Regional in the first year of the extra round.

In each of the first two games, Baylor rallied from behind to win (7-3 vs. Eastern Illinois, 6-4 vs. Minnesota). The Golden Gophers battled back to face Baylor again in the championship game, but with no pitching left, Baylor blasted Minnesota 22-6.

The Bears also hosted their Super Regional against Big 12 foe Oklahoma State. The Cowboys rocked Baylor ace Jason Jennings in game one and won going away, 18-11. Baylor turned the tables in game two, pounding OSU 17-7. In the decisive game three, the Bears held a 2-0 lead through seven innings before shoddy bullpen work gave away the game, with OSU winning 6-2 and advancing to the CWS.

2000

WACO REGIONAL

BAYLOR BALLPARK • WACO, TEXAS

May 26 Texas State 6, Baylor 0
May 27 Florida 10, Baylor 1

After claiming their first outright conference title in 77 years, the Bears hosted a regional for the second straight season.

Baylor entered the Waco Regional as the favorite, ranked fifth in the nation. No. 4 seed Texas State surprised the Bears, however, as Bobcat ace Blake Williams (a 2000 first-round draft pick) shut out Baylor for a 6-0 win. In game two, Florida got revenge for the Bears' win in 1998 with a 10-1 victory, knocking the home team out of its own regional. The Bears' season ended as the Gators scored in six of the first seven innings to rout Baylor.

2001

HOUSTON REGIONAL

RECKLING PARK • HOUSTON, TEXAS

May 25 Baylor 7, Houston 1
May 26 Baylor 11, Rice 10
May 27 Rice 7, Baylor 4
May 28 Rice 5, Baylor 4

The Bears opened play with a 7-1 win over Houston, but fell behind early to host Rice. Baylor trailed the Owls 9-0 after seven innings, but the Bears scored five runs in the eighth and six runs in the ninth for perhaps the most exciting win in Baylor baseball history.

Rice won its elimination game against UT-Arlington, creating a rematch against Baylor with the Bears just needing to beat the Owls once more to advance to the Super Regional. In the first championship game, Rice beat Baylor 7-4, but the Bears looked to be on their way with a 4-2 lead headed to the bottom of the ninth in the final game. The Owls, however, scored three runs in the bottom of the ninth off the Baylor bullpen to steal a 5-4 win and send the Bears home early once more.

2002

AUSTIN REGIONAL

DISCH-FALK FIELD • AUSTIN, TEXAS

May 31 Baylor 4, Lamar 2
June 1 Texas 10, Baylor 8
June 1 Baylor 10, Lamar 9
June 2 Texas 2, Baylor 0

The Bears made their way to the team's third regional championship game in four years, but in the end Texas proved to be too much. Baylor defeated Lamar twice in the regional but lost twice to the Longhorns as host Texas advanced to the Super Regional (and eventually went on to win the national championship).

In game one Friday, Baylor scored four runs in the seventh inning to come from behind and beat Lamar, 4-2. Saturday, Baylor lost to Texas in the first winners' bracket game, 10-8, as the Longhorns scored three runs in the sixth and four in the seventh for the win. A two-out steal of home on a trick play by Tim Hartshorn gave Baylor a 10-9 win over Lamar Saturday in the elimination game.

Baylor was very, very good on Sunday, but Texas was simply great in a 2-0 UT win. Baylor starter Sean Walker, a true freshman, started and allowed the two runs over 6.1 innings in a tough-luck loss.

2003

HATTIESBURG REGIONAL

PETE TAYLOR PARK • HATTIESBURG, MISS.

May 30 Baylor 7, Murray State 6
May 31 Baylor 10, Southern 3
June 1 Baylor 3, Southern Mississippi 2

BATON ROUGE SUPER REGIONAL

ALEX BOX STADIUM • BATON ROUGE, LA.

June 6 Baylor 4, Louisiana State 1
June 7 Louisiana State 6, Baylor 5
June 8 Louisiana State 20, Baylor 7

Baylor won three close regional games to advance to a Super Regional for the second time in program history, then suffered heartbreak, getting within six outs of the College World Series before falling short.

In Hattiesburg, an unearned eighth-inning run completed a three-run comeback for Baylor in a 7-6 win over Murray State in game one. The next day, the Bears broke open a 3-3 game with seven runs over the final three innings to beat national player of the year Rickie Weeks and Southern 10-3.

In Sunday's finale, Baylor rallied for three unearned runs in the eighth to beat host Southern Miss 3-2. Tournament Most Outstanding Player David Murphy drove in two with a game-tying double, and Josh Ford followed with a bloop single that scored Murphy with the go-ahead run.

Moving to Baton Rouge, Baylor won game one 4-1 behind Steven White's stellar outing and carried a 5-4 lead into the eighth Saturday before back-to-back homers propelled the Tigers to a 6-5 win. The wheels all came off on Sunday, as LSU scored 17 unanswered runs in the middle innings en route to a 20-5 win.



2003 NCAA Hattiesburg Regional Champions

NCAA REGIONAL APPEARANCES

2005

WACO REGIONAL

BAYLOR BALLPARK • WACO, TEXAS

June 4 Baylor 8, Texas-San Antonio 3

June 5 Baylor 8, TCU 3

June 6 Baylor 4, Stanford 3 (12)

WACO SUPER REGIONAL

BAYLOR BALLPARK • WACO, TEXAS

June 11 Clemson 4, Baylor 2

June 12 Baylor 7, Clemson 1

June 13 Baylor 6, Clemson 1

Backed by a dominant pitching staff and some timely hitting, the Bears returned to the NCAA Tournament after a one-year absence and rolled to the program's first College World Series appearance since 1978. Five different Bears recorded wins on the hill as the Baylor staff recorded a 2.21 ERA (compared to its opponents' 5.33 mark) and held the opposition to a .255 batting average en route to the school's third CWS trip ever.

Seeded fourth nationally in the 64-team field, Baylor earned home field advantage for the Waco Regional and quickly dispatched of regional rivals Texas-San Antonio and TCU by identical 8-3 scores. In the regional championship game against Stanford, the Bears' Seth Fortenberry slugged a solo home run in the top of the ninth inning to tie the game, 3-3, before Jeff Mandel's solo homer in the top of the 12th gave Baylor a 4-3 victory and their third-ever Super Regional trip.

Hosting a Super Regional for the first time since 1999, sixth-ranked Baylor left 14 men on base and dropped the series opener to the 13th-ranked Clemson Tigers, 4-2. The Bears, though, bounced back to take the series' second game 7-1 behind Mark McCormick's 10-strikeout, six-hit gem to force a third game. With a trip to the CWS on the line and the score tied 1-1 in the fourth inning of game three, Baylor's Kevin Sevigny delivered a three-run double that proved to be the difference in the game as the Bears went on to defeat Clemson 6-1 and advance to the CWS for the first time since 1978.

2006

HOUSTON REGIONAL

RECKLING PARK • HOUSTON, TEXAS

June 3 Baylor 3, Arizona State 2

June 4 Rice 7, Baylor 2

June 4 Baylor 7, Arizona State 2

June 5 Rice 7, Baylor 4

Despite losing five position starters, two weekend starters and the closer from its 2005 College World Series team, the Bears reached the championship game of the NCAA Houston Regional. It was the fifth consecutive regional in which Baylor reached the championship game.

The weekend at Rice University got off to an ominous start as the Bears' opening game against 16th-ranked Arizona State, a team that took two of three in a weekend series at Baylor Ballpark in late February, was suspended due to rain with a runner on first and no outs in the top of the second. Ryan LaMotta, who relieved starter Cory VanAllen when play resumed the next day, held Arizona State to a pair of runs, one earned, on eight hits and a walk with eight strikeouts, tying a career high, in Baylor's 3-2 victory. The Sun Devils entered the game averaging 7.8 runs per game, 25th nationally.

LaMotta provided Baylor one of the most dramatic moments in the program's history. Making his school-record tying 111th career appearance, LaMotta waved off head coach Steve Smith with a 3-1 lead, the bases loaded and one out as the skipper began to make his way to the mound for the second time in the bottom of the ninth. LaMotta's determination paid off as he got a sacrifice fly and then struck out Willy Fox to end the game, the last in his storied Baylor career.

Baylor dropped a 7-2 decision the following day to host Rice, the nation's No. 2 overall seed. The Bears had to rebound and face Arizona State again immediately following the Rice loss in 100-degree temperature. Beamer Weems' three-run homer in the third erased a 2-1 Sun Devils' lead, and the Bears never trailed again en route to a 7-2 victory. However, Rice ended Baylor's season the following afternoon 7-4.



2005 NCAA Waco Super Regional Champions

2007

HOUSTON REGIONAL

RECKLING PARK • HOUSTON, TEXAS

June 1 TCU 3, Baylor 2

June 2 Baylor 9, Prairie View A&M 2

June 3 TCU 10, Baylor 5

Baylor fielded its youngest team in a decade in 2007, and it showed on several occasions throughout the regular season. However, the Bears caught fire in May, sweeping Kansas State in the final Big 12 Conference series and posting victories over 21st-ranked Missouri, 11th-ranked Oklahoma State and Oklahoma to reach the program's sixth Big 12 Championship title game in the event's 11 years. A loss to 17th-ranked Texas A&M in the title game did not keep Baylor from making its ninth NCAA Regional appearance in 10 years.

The NCAA Houston Regional field was a familiar one for Baylor as the Bears had faced each of the other three teams during the regular season, splitting two games against TCU, defeating Prairie View A&M once and dropping two games to host Rice.

TCU broke a 1-1 tie with a pair of solo home runs in the bottom of the seventh. Beamer Weems' leadoff home run in the ninth pulled the Bears to within one run, and Baylor went on to load the bases in the frame. However, Ben Booker struck in a nine-pitch at bat to give the Frogs a 3-2 victory. After defeating Prairie View A&M 9-2 in an elimination game, Baylor had another chance against TCU. The Bears led 5-3 entering the ninth inning, but the Frogs scored seven runs in the final frame for a 10-5 victory.



Ryan LaMotta's performance against Arizona State in 2006 will long live in Baylor lore

CONFERENCE TOURNAMENTS

1977

DISCH-FALK FIELD
AUSTIN, TEXAS
TOURNAMENT CHAMPIONS

May 19

Baylor 3, Texas 2

Baylor	000	002	100	3	8	1
Texas	000	000	200	2	7	1

WP: Schaeffer. LP: Brizzolara.

May 20

Baylor 2, Texas A&M 1

Texas A&M	000	001	000	1	7	1
Baylor	000	001	100	2	7	1

WP: Bickham. LP: Thurmond.

May 22

Baylor 7, Texas 0

Baylor	220	000	003	7	8	0
Texas	000	000	000	0	6	1

WP: Cocanower. LP: Brizzolara.

1978

DISCH-FALK FIELD
AUSTIN, TEXAS
TOURNAMENT CHAMPIONS

May 12

Baylor 1, Arkansas 0

Baylor	1					
Arkansas	0					

May 13

Baylor 8, Houston 4

Baylor	8					
Houston	0					

May 14

Baylor 11, Houston 3

Houston	3					
Baylor	11					

1979

DISCH-FALK FIELD
AUSTIN, TEXAS

May 12

Arkansas 6, Baylor 1

Baylor	100	000	000	1	9	2
Arkansas	000	100	05X	6	8	0

WP: Erwin. LP: Roberts.

May 13

Texas A&M 2, Baylor 1

Baylor	000	000	100	1	6	0
Texas A&M	000	100	01X	2	7	4

WP: Thurmond. LP: Perlman.

1985

GEORGE COLE FIELD
FAYETTEVILLE, ARK.

May 17

Arkansas 6, Baylor 4

Arkansas	001	020	102	6	12	0
Baylor	031	000	000	4	13	0

WP: Farwell. LP: Beatty.

May 18

Houston 5, Baylor 4

Baylor	100	300	000	4	12	0
Houston	000	000	004	5	4	1

WP: Coker. LP: Dumas.

1978

C.E. "PAT" OLSEN FIELD
COLLEGE STATION, TEXAS

May 16

Baylor 13, Texas 5

Baylor	100	060	060	13	13	2
Texas	100	200	200	5	11	3

WP: Beatty. LP: Swindell.

May 18

Texas A&M 8, Baylor 0

Texas A&M	013	013	000	8	15	0
Baylor	000	000	000	0	2	2

WP: Fry. LP: Gummelt.

May 19

Texas A&M 7, Baylor 6

Baylor	220	020	000	6	11	2
Texas A&M	100	010	50X	7	13	1

WP: Wernig. LP: Beatty.

1988

GEORGE COLE FIELD
FAYETTEVILLE, ARK.

May 19

Baylor 4, Texas 2

Baylor	000	102	010	4	7	1
Texas	000	000	110	2	8	3

WP: Combs. LP: Stone.

May 20

Texas A&M 6, Baylor 1

Texas A&M	003	030	000	6	8	3
Baylor	100	000	000	1	8	3

WP: Riscen. LP: Aguilar.

May 21

Texas 8, Baylor 5

Baylor	001	100	210	5	11	1
Texas	102	002	03X	8	10	2

WP: Cantu. LP: Kilgore.

1991

C.E. "PAT" OLSEN FIELD
COLLEGE STATION, TEXAS

May 16

Texas A&M 9, Baylor 3

Baylor	000	010	002	3	6	4
Texas A&M	002	032	02X	9	9	1

WP: Granger. LP: Carpenter.

May 17

TCU 3, Baylor 0

TCU	021	000	000	3	13	1
Baylor	000	000	000	0	6	0

WP: Shope. LP: Price.

1993

DISCH-FALK FIELD
AUSTIN, TEXAS
TOURNAMENT CHAMPIONS

May 13

Baylor 6, Texas Tech 4

Baylor	201	011	001	6	12	1
Texas Tech	110	200	000	4	8	2

WP: Wharton. LP: Driskill.

May 14

Baylor 9, Texas 4

Texas	000	102	010	4	7	3
Baylor	140	001	03X	9	14	0

WP: Lineweaver. LP: Kjos.

May 15

Baylor 10, Texas 6

Baylor	000	330	310	10	17	0
Texas	002	310	000	6	10	1

WP: Bearden. LP: Lummus.

1996

DAN LAW FIELD
LUBBOCK, TEXAS

May 15

TCU 12, Baylor 5

Baylor	020	100	200	5	12	2
TCU	140	114	10X	12	14	2

WP: Wallace. LP: Wells.

May 17

Baylor 8, Texas A&M 1

Texas A&M	000	001	000	1	8	1
Baylor	002	402	00X	8	15	1

WP: Lambert. LP: Mitchell.

May 18

Texas Tech 10, Baylor 4

Texas Tech	010	134	100	10	11	0
Baylor	100	010	020	4	10	6

WP: Peck. LP: Marcom.

1997

ALL-SPORTS STADIUM
OKLAHOMA CITY, OKLA.

May 15

Oklahoma State 11, Baylor 8

Baylor	000	131	003	8	11	4
Oklahoma St.	412	103	00X	11	15	3

WP: Adkins. LP: Lambert.

May 16

Missouri 9, Baylor 8

Baylor	110	110	103	8	13	1
Missouri	011	101	401	9	12	1

WP: Jamison. LP: Jennings.

1998

BRICKTOWN BALLPARK
OKLAHOMA CITY, OKLA.

May 14

Baylor 7, Missouri 3

Missouri	010	000	110	3	9	0
Baylor	001	003	03X	7	13	2

WP: Wells. LP: Stine.

May 15

Texas Tech 11, Baylor 4

Baylor	010	010	200	4	14	0
Texas Tech	321	200	03X	11	14	2


WP: Ward. LP: Jennings.

May 16

Texas A&M 8, Baylor 5

Baylor	020	021	000	5	9	4
Texas A&M	050	020	10X	8	12	2

WP: Fossum. LP: Bergman.



1993 Southwest Conference Tournament Champions

CONFERENCE TOURNAMENTS

1999

BRICKTOWN BALLPARK OKLAHOMA CITY, OKLA.

May 19

Baylor 2, Missouri 0

Missouri	000	000	000	0	1	1
Baylor	000	200	00	2	5	1

WP: Jennings. LP: Stine.

May 20

Baylor 8, Texas 2

Baylor	000	115	010	8	11	0
Texas	010	000	010	2	7	3

WP: Scott. LP: Dunn.

May 22

Baylor 9, Missouri 2

Baylor	003	230	010	9	10	1
Missouri	010	100	000	2	8	2

WP: Hawkins. LP: Kiler.

May 23

Nebraska 4, Baylor 3

Baylor	010	200	010	3	8	1
Nebraska	013	000	00X	4	7	1

WP: Fries. LP: Evans.

2000

BRICKTOWN BALLPARK OKLAHOMA CITY, OKLA.

May 17

Baylor 12, Texas A&M 3

Texas A&M	000	200	100	3	7	2
Baylor	010	016	40X	12	13	2

WP: Hawkins. LP: Ballouli.

May 18

Baylor 3, Texas 2

Texas	002	000	000	2	5	1
Baylor	010	001	001	3	6	2

WP: Evans. LP: Hale.

May 20

Baylor 10, Texas Tech 1

Baylor	000	500	203	10	12	1
Texas Tech	000	000	100	1	6	1

WP: Scott. LP: Sellars.

May 21

Nebraska 11, Baylor 3

Nebraska	102	410	030	11	15	1
Baylor	000	001	200	3	6	0

WP: Wiles. LP: White.

2001

BRICKTOWN BALLPARK OKLAHOMA CITY, OKLA.

May 16

Oklahoma State 18, Baylor 4

Oklahoma St.	300	240	720	18	18	2
Baylor	400	000	000	4	8	2

WP: Merrigan. LP: White.

May 17

Iowa State 6, Baylor 5

Baylor	002	300	000	5	11	2
Iowa State	110	010	003	6	14	1

WP: Twedt. LP: Carlson.

2002

THE BALLPARK IN ARLINGTON ARLINGTON, TEXAS

May 22

Nebraska 11, Baylor 9

Baylor	003	101	400	9	10	1
Nebraska	041	014	01X	11	15	1

WP: Marsden. LP: Theodorakos.

May 23

Kansas State 6, Baylor 2

Kansas State	010	301	100	6	10	1
Baylor	000	000	110	2	10	2

WP: Smith. LP: J. Taylor.

2003

BRICKTOWN BALLPARK OKLAHOMA CITY, OKLA.

May 21

Baylor 11, Missouri 0 (7 innings)

Baylor	000	506	0	11	14	0
Missouri	000	000	0	0	3	1

WP: White. LP: Hill.

May 22

Nebraska 9, Baylor 5

Nebraska	301	010	400	9	10	0
Baylor	101	000	030	5	12	0

WP: Robertson. LP: Walker.

May 23

Baylor 9, Missouri 8

Missouri	031	000	400	8	6	0
Baylor	202	302	00X	9	12	5

WP: Pape. LP: Brashuis.

May 24

Baylor 7, Nebraska 5 (14 innings)

Baylor	100	400	000	000	02	7	11	2
Nebraska	000	300	020	000	00	5	8	2

WP: Carlson. LP: Sillman.

May 24

Baylor 6, Nebraska 2

Nebraska	110	000	000	2	2	1
Baylor	014	001	00X	6	9	1

WP: McCormick. LP: Shirek.

May 25

Texas 10, Baylor 8 (10 innings)

Baylor	041	010	002	0	8	6	0
Texas	100	030	220	2	10	13	1

WP: Street. LP: Bullock.

2004

AMERIQUEST FIELD IN ARLINGTON ARLINGTON, TEXAS

May 26

Baylor 8, Texas Tech 3

Baylor	013	020	002	8	9	1
Texas Tech	110	010	000	3	8	2

WP: Taylor. LP: Thomas.

May 27

Missouri 12, Baylor 1 (7 innings)

Missouri	253	001	1	12	14	1
Baylor	000	010	0	1	5	0

WP: Hill. LP: Walker.

May 28

Baylor 14, Oklahoma 4 (7 innings)

Oklahoma	040	000	0	4	6	2
Baylor	001	065	2	14	14	2

WP: Pape. LP: McAuliff.

May 29

Missouri 10, Baylor 7

Baylor	000	400	300	7	9	2
Missouri	300	301	30X	10	10	2

WP: Alexander. LP: Carlson.

2005

BRICKTOWN BALLPARK OKLAHOMA CITY, OKLA.

May 25

Baylor 2, Kansas 1 (10 innings)

Kansas	100	000	000	0	1	5	0
Baylor	010	000	000	1	2	6	2

WP: Woody. LP: Quick.

May 26

Baylor 8, Oklahoma State 3

Baylor	005	000	003	8	11	4
Oklahoma St.	200	000	001	3	8	1

WP: Taylor. LP: Kronosky.

May 28

Baylor 9, Texas 8

Baylor	100	040	220	9	11	2
Texas	200	320	100	8	13	1

WP: Bullock. LP: Ja. Street.

May 29

Nebraska 1, Baylor 0

Nebraska	000	001	000	1	3	0
Baylor	000	000	000	0	3	2

WP: Duensing. LP: McCormick.

2006

BRICKTOWN BALLPARK OKLAHOMA CITY, OKLA.

May 24

Nebraska 3, Baylor 2

Baylor	000	001	100	2	8	0
Nebraska	001	000	11X	3	5	1

WP: Watson. LP: Cassavechia.

May 25

Texas 16, Baylor 8

Texas	140	702	200	16	20	0
Baylor	004	201	001	8	10	1

WP: Walker. LP: LaMotta.

May 27

Baylor 5, Texas Tech 3

Baylor	001	004	000	5	9	0
Texas Tech	001	001	100	3	11	2

WP: VanAllen. LP: Hynes.

2007

BRICKTOWN BALLPARK OKLAHOMA CITY, OKLA.

May 23

Baylor 3, Oklahoma State 1

Baylor	000	000	300	3	7	1
Oklahoma State	000	000	100	1	8	1

WP: Mandel. LP: Kent.

May 25

Baylor 10, Missouri 5

Missouri	200	200	100	5	9	0
Baylor	300	050	20X	10	15	0

WP: Linebaugh. LP: Crow.

May 26

Baylor 7, Oklahoma 6

Baylor	202	300	000	7	9	3
Oklahoma	000	001	122	6	12	1

WP: Volz. LP: Mottern.

May 27

Texas A&M 14, Baylor 6

Texas A&M	230	021	420	14	20	0
Baylor	020	030	100	6	13	3

WP: Volz. LP: Mottern.

ALL-TIME RECORD

Overall	32-30
Southwest Conference	12-12
Big 12 Conference	20-18
Arlington, Texas	2-4
Austin, Texas	9-2
College Station, Texas	1-4
Fayetteville, Ark.	1-4
Lubbock, Texas	1-2
Oklahoma City, Okla.	18-14
All-Sports Stadium	0-2
Bricktown Ballpark	18-12
Opening Games	12-8
Southwest Conference	5-4
Big 12 Conference	7-4
Title Games	3-5
Southwest Conference	3-0
Big 12 Conference	0-5
Elimination Games	5-11
Southwest Conference	1-6
Big 12 Conference	4-5
Tournament Format	28-27
Pool Play Format	4-3

CONFERENCE CHAMPIONSHIPS

1923

SOUTHWEST CONFERENCE CHAMPIONS

Two years after finishing fifth of five teams in the SWC, Baylor posted a 13-5 league record and edged second-place SMU by percentage points for the program's first conference championship.

The Bears started the season 1-3 in conference play, splitting two games with TCU before being swept by SMU. However, a 9-3 victory April 13 against Rice sparked a nine-game SWC winning streak for Baylor. That run put the Bears into the driver's seat in the conference standings heading into the final four games of the season — two at Texas and two against the Longhorns in Waco.

Texas blanked the Bears 7-0 in the first Austin meeting and then edged Baylor 3-2 the next day. That put the pressure on the Bears to win both games at home later that week. Baylor did just that, defeating Texas 6-2 and 5-3.

The 1923 season featured an expanded SWC. After Arkansas joined the league in 1922, TCU and Oklahoma State began playing baseball in the league in 1923. Four Bears earned All-SWC honors in 1923: pitchers Carl Freeze and Ted Lyons, third baseman F.B. Strickland and outfielder Roy Williamson.

1923 SOUTHWEST CONFERENCE FINAL STANDINGS

	SWC	PCT.	ALL	PCT.
BAYLOR	13-5	.721	18-6	.750
SMU	14-6	.700	16-10	.615
Texas	10-8	.556	20-8	.714
Texas A&M	9-8	.529	9-12	.429
Rice	3-7	.300	4-9	.308
Arkansas	2-5	.286	5-11	.313
TCU	2-10	.167	13-11	.542
Oklahoma State	1-5	.167	8-6	.571

1966

SOUTHWEST CONFERENCE CHAMPIONS

After a 15-game conference schedule, four teams were tied atop the Southwest Conference standings. Baylor, TCU, Texas and Texas A&M all finished the 1966 season at 9-6 in league play and shared the conference championship.

The Bears actually finished the season 8-6-1 due to a 5-5 tie March 26 at Rice in a game that was suspended due to darkness. However, the league office determined that Baylor could not be penalized for tie and was therefore rewarded a victory for purposes of the conference standings.

Baylor had a chance to win the SWC outright, hosting its final five games. The Bears blanked Rice 1-0 and 2-0 in the first two, respectively, but the Owls got the better of the Bruins in the series finale 2-0. However, Baylor bounced back four days later, sweeping a doubleheader against SMU 2-1 and 7-3.

While the SWC recognized Baylor, TCU, Texas and Texas A&M as co-champions, the SWC representative in the NCAA Tournament was determined by a coin flip, won by Texas. Baylor was shunned in the hardwood department; no Bears received All-SWC honors.

1966 SOUTHWEST CONFERENCE FINAL STANDINGS

	SWC	PCT.	ALL	PCT.
BAYLOR	9-6	.600	18-9	.643
TCU	9-6	.600	21-9	.700
Texas	9-6	.600	24-9	.727
Texas A&M	9-6	.600	20-8	.700
Rice	5-10	.333	14-11	.560
SMU	4-11	.267	11-16	.407

2000

BIG 12 CONFERENCE CHAMPIONS

With Nebraska's Big 12 Conference schedule already complete, Baylor entered a May 12-14 weekend series at Kansas State knowing two wins would give the Bears their first out-right conference championship in 77 years.

Entering the weekend, Baylor (20-7) found itself percentage points ahead of the Huskers (21-9) and two games up in the loss column. The Bears wasted no time capturing the title, winning each of the first two games of the series. Baylor then completed the sweep of the Wildcats the following day.

Baylor sent Chad Hawkins to the mound for the Friday night start. The All-American pitched his seventh complete game of the season, holding Kansas State to three runs on eight hits and a walk with seven strikeouts. Meanwhile, the Baylor bats exploded for back-to-back five-run frames in the third and fourth innings and the Bears never looked back.

The next day, Kyle Evans took the mound for the Bears. However, this time Baylor fell behind early as the Wildcats erased a 2-0 BU lead with a three-spot in the third. K-State added two runs in the fifth, stretching its lead to 5-2. Baylor answered in the late innings, though, scoring two runs in the seventh and three in the eighth en route to a 7-5 title-clinching victory. Freshman Chris Durbin ripped a pinch-hit two-run double to put the Bears ahead 7-5 — a foretaste of a storied career to come. National Freshman of the Year Zane Carlson struck out the side in the ninth to close the game.

The title was especially sweet considering how the conference season started for the Bears. At 18-5 entering Big 12 play, the Bears were swept in a three-game series at Texas Tech.

However, Baylor did not lose consecutive conference games the rest of the way, going 23-4 in league play from that point, winning nine consecutive series and sweeping Nebraska, Iowa State, Kansas and Kansas State.

Baylor won its first three games of the Big 12 Tournament, defeating Texas A&M 12-3, Texas 3-2 and Texas Tech 10-1. However, the Huskers got the best of the Bears in the championship game, winning 10-1.

Seven Bears earned All-Big 12 honors: pitchers Zane Carlson, Kyle Evans and Chad Hawkins, and outfielder Jaime Bubela were first-team picks, while catcher Kelly Shoppach, second baseman Preston Underdown and shortstop Jace Brewer were second-team selections.

2000 BIG 12 CONFERENCE FINAL STANDINGS

	BIG 12	PCT.	ALL	PCT.
BAYLOR	23-7	.767	45-17	.726
Nebraska	21-9	.700	51-17	.750
Oklahoma	20-10	.667	41-23	.641
Texas	19-10	.655	46-21	.687
Texas Tech	18-12	.600	36-26	.581
Oklahoma State	14-13	.519	36-22	.621
Missouri	13-14	.481	33-24	.579
Texas A&M	11-19	.367	23-35	.397
Kansas	10-20	.333	25-30	.455
Iowa State	7-23	.233	19-37	.339
Kansas State	5-24	.172	19-32	.373

2005

BIG 12 CONFERENCE CHAMPIONS

Baylor defeated Missouri 7-5 in the series opener but dropped the next two games against the Tigers in the season's final weekend. Meanwhile, Nebraska swept Kansas State. That created a tie atop the Big 12 Conference standings as the Bears and the Huskers shared the 2005 conference title at 19-8.

The Bears' push to the league title began in the first weekend of conference play with a sweep of top-ranked Texas for the first time since 1998. After a 3-2 win at Disch-Falk Field in the series opener, the Bears posted wins of 9-1 and 4-3 over the Longhorns at Baylor Ballpark. Baylor dropped two of three the following weekend at Oklahoma State but rebounded to take two of three against Oklahoma at home the next weekend. The Bears then posted back-to-back sweeps at home against Kansas State and at Kansas.

That set the stage for a showdown of the conference's top two teams in the league standings as Baylor traveled to Nebraska. The Huskers took the opener, but the Bears responded with a 4-1 victory Saturday afternoon. In Sunday's finale, Baylor led 3-2 before the Huskers got back-to-back solo home runs in the fifth to take the series.

The Bears then took two of three at home against Texas Tech and swept Texas A&M. That gave Baylor a two-game lead entering the season's final weekend.

In the series opener against Missouri, Baylor pounced on Big 12 Conference Pitcher of the Year Max Scherzer for three runs in the first inning. The Bears sent Scherzer to the showers with two more runs in the fifth. Meanwhile, Mark McCormick racked up a career-high 12 strikeouts en route to his third Big 12 Pitcher of the Week honor of the season.

After Missouri got a run in the top of the seventh, the Bears added a pair of insurance runs in the bottom of the frame. Those runs proved to be the difference as the Tigers got four runs in the eighth to pull within two runs. Ryan LaMotta retired the game's final five batters to give the Bears at least a share of the conference title.

Missouri's late-inning rally in Friday night's game was a precursor for the remainder of the weekend. The Tigers jumped out to an early 4-0 lead in Saturday's game and held on for a 7-3 victory. Baylor led 3-1 through seven innings in Sunday's finale, but the Tigers scored six runs in the eighth and added three in the ninth for a 10-4 victory.

McCormick, LaMotta and Zach Dillon earned first-team All-Big 12 honors. Josh Ford and Cory VanAllen were named second team, while Reid Brees, Michael Griffin, Trey Taylor and Abe Woody earned honorable mention honors.

2005 BIG 12 CONFERENCE FINAL STANDINGS

	BIG 12	PCT.	ALL	PCT.
BAYLOR	19-8	.704	46-24	.657
Nebraska	19-8	.704	57-15	.792
Texas	16-10	.615	56-16	.778
Missouri	16-11	.593	40-23	.635
Oklahoma	14-13	.519	35-26	.574
Oklahoma State	12-15	.444	34-25	.576
Kansas	11-15	.423	36-28	.563
Texas Tech	9-16	.360	34-25	.576
Texas A&M	9-18	.333	30-25-1	.545
Kansas State	8-19	.296	30-25	.545

MEMORABLE GAMES

OMAHA BOUND

BAYLOR 2, MIAMI [OHIO] 0
NCAA SOUTH CENTRAL REGIONAL
MAY 29, 1977 • ARLINGTON, TEXAS

John Schott scattered six hits in 8.1 scoreless innings before Jamie Cocanower struckout the game's final two batters as Baylor defeated Miami [Ohio] for the Bears' first trip to the College World Series.

Baylor, which lost to Miami 7-3 earlier in the double-elimination tournament, had to beat the RedHawks twice in order to stave off elimination and advance to Omaha. The Bears defeated Miami 12-7 one day earlier and then blanked the RedHawks to win the NCAA South Central Regional.

Steve Macko walked to lead off the game and later scored on a Leonard Woods two-out RBI single. In the third, Burl Coker scored Fritz Connally on a sacrifice fly to push Baylor's lead to 2-0.

That was all the offense Schott and Cocanower would need as the pair combined for Baylor's ninth shutout of the season. Schott walked just one and recorded two strikeouts to earn the victory.

Both teams had more chances to score. While Baylor managed only five hits on the day, the Bears did draw 10 walks. In the end, though, Baylor stranded eight baserunners. Meanwhile, the RedHawks could not capitalize on three Baylor fielding errors, mainly due to a pair of Baylor double plays. Miami still left seven runners on base.

Connally finished the game 2-for-3 with a run scored. He was the only Baylor with multiple hits.

Cocanower, Connally, Macko and Schott joined Mike Czimskey, Shane Nolen and Luke Prestridge on the all-regional team. Schott earned most outstanding player honors.

Baylor	AB	R	H	BI	Miami	AB	R	H	BI
Macko, ss	4	1	0	0	Leininger, cf	4	0	1	0
Czimskey, c	4	0	0	0	Shoemaker, 1b	4	0	0	0
Connally, 3b	3	1	2	0	Naehring, ss	4	0	1	0
Prestridge, 1b	2	0	0	0	Rowlands, c/rf	3	0	1	0
Woods, lf	1	0	1	1	Hall, lf	4	0	1	0
Kolkhorst, dh	3	0	0	0	Bachman, dh	4	0	0	0
Coker, cf	3	0	0	1	House, 3b	4	0	0	0
Nolen, rf	4	0	1	0	Doran, 2b	3	0	2	0
Shanklin, 2b	2	0	0	0	Gaur, rf	2	0	0	0
Crosby, 2b	2	0	1	0	Gottfier, c	1	0	0	0
Schott, p	0	0	0	0	Lang, p	0	0	0	0
Totals	28	2	5	2	Totals	33	0	6	0

Baylor 1 0 1 0 0 0 0 0 0 — 2 5 3
Miami 0 0 0 0 0 0 0 0 0 — 0 6 0
E — Prestridge, Macko, Nolen. DP — Baylor 2, Miami 1. LOB — Baylor 8, Miami 7. 2B — Nolen. 3B — none. HR — none. HBP — none. SH — Woods. SF — Coker. SB — none. CS — none.

Baylor	IP	H	R	ER	BB	K
Schott (W, 2-0)	8.1	6	0	0	1	2
Cocanower (Sv)	0.2	0	0	0	0	2

Miami	IP	H	R	ER	BB	K
Fireoid (L, 6-3)	2.2	3	2	2	5	5
Lang	6.1	2	0	0	5	5

WP — Fireoid. HB — none. PB — none. T — 2.23. A — 2,193.

BACK TO OMAHA

BAYLOR 6, MISSISSIPPI STATE 3
NCAA SOUTH CENTRAL REGIONAL
MAY 22, 1978 • ARLINGTON, TEXAS

Fritz Connally and Manuel Ordonez both collected three hits as Baylor jumped out to a 6-1 lead and held on for a 6-3 victory over Mississippi State in the championship game of the NCAA South Central Regional at Arlington Stadium.

Mississippi State took the game's first lead in the bottom of the second when Tim Weisheim singled, stole second and then scored on a Bob Kocol RBI single.

That lead was short-lived, though, as the Bears responded with four runs in the top of the third and never trailed again. Connally got the inning started with a solo home run. Baylor added two runs in the top of the fourth and then withstood a two-run sixth-inning Mississippi State rally.

With staff ace Burl Coker out with a stress fracture in his pitching arm, Baylor's staff was tested. However, Jaime Cocanower stood tall for the Bears in the regional championship game, holding Mississippi State to three runs, one earned, on four hits with five strikeouts in 5.2 innings. Mike Roberts allowed one hit with two strikeouts in 3.1 scoreless innings for the save.

While the win over Mississippi State gave Baylor its second consecutive College World Series berth, the Bears' biggest win may have come a day earlier. After leaving 18 runners on base in the first eight innings, Baylor trailed Texas-Pan American 2-1 heading into the bottom of the ninth. But with two outs, Mike Wells singled in Ken Kolkhorst to knot the score.

Roberts then got UTPA in order in the 10th. In the bottom of the inning, Mike Johanson ended the game with a two-out RBI single.

Connally was named most outstanding player of the regional. In all, eight Bears were named all-tournament.

Baylor	AB	R	H	BI	Miss. State	AB	R	H	BI
Crosby, ss	4	0	0	0	Kelley, cf	4	0	1	2
Connally, 3b	5	2	3	1	Pavlou, dh	3	0	0	0
Nolen, rf	3	2	1	0	Aldrich, c	5	0	0	0
Prestridge, 1b	5	0	3	1	Bender, lf	5	0	0	0
Ordonez, 2B	5	1	3	2	Weisheim, 1b	5	1	3	0
Kolkhorst, c	3	1	1	1	McDonald, 3b	3	0	0	0
Johnson, lf	3	0	2	1	Kocol, rf	2	1	1	1
Wells, cf	4	0	1	0	McCann, 2b	2	1	0	0
Pennington, dh	4	0	0	0	Smith, ss	4	0	0	0
Cocanower, p	0	0	0	0	Cliburn, p	0	0	0	0
Roberts, p	0	0	0	0	Lazorko, p	0	0	0	0
Totals	36	6	14	6	Totals	33	3	5	3

Baylor 0 0 4 2 0 0 0 0 0 — 6 14 3
Miss. State 0 1 0 0 0 2 0 0 0 — 3 5 0
E — Ordonez. DP — Miss. State 3. LOB — Baylor 11, Miss. State 11. 2B — none. 3B — Kolkhorst. HR — Connally. HBP — none. SH — Wells, Kolkhorst. SF — None. SB — Weisheim, Ordonez, Wells. CS — none.

Baylor	IP	H	R	ER	BB	K
Cocanower (W, 4-5)	5.2	4	3	1	5	5
Roberts (Sv)	3.1	1	0	0	2	2

Miss. State	IP	H	R	ER	BB	K
Cliburn (L, 7-3)	2.1	6	4	4	2	0
Lazorko	6.2	8	2	2	3	0

WP — Cocanower. HB — Nolen. PB — none. T — 2.40. A — 1,068.

BEARS TOP TOP-RANKED TEXAS

BAYLOR 15, TEXAS 3
MARCH 27, 1987 • WACO, TEXAS

Four days after moving to No. 1 in both major polls, Texas suffered its worst loss to date under head coach Cliff Gustafson as Baylor pounded 15 hits and made use of six walks to up-end the Longhorns 15-3. It marked Baylor's first win over a team ranked No. 1 nationally.

Ranked 12th nationally at the time, Baylor had not defeated Texas in a series opener since 1971 and head coach Mickey Sullivan was 0-13 against the Horns in series openers. But in the 1986 Southwest Conference Tournament opener, Baylor unloaded on Texas and ace Greg Swindell 13-5. That was the Bears' biggest win over the Longhorns — until this game.

A crowd of 2,300 — the largest ever to date at Ferrell Field — watched as the game settled into a 2-2 pitching duel in the early innings between Baylor's Pat Combs and Texas' Mark Petkovsek. When the Bears scored 11 runs in the sixth inning, Petkovsek was long gone with his worst outing at Texas.

Sending 15 batters to the plate, Baylor collected eight hits off three Texas pitchers. The Bears scored nine runs before the first out. Todd Hawkins, Shawn McAfee and Nate Jones all had two hits in the inning and three apiece for the game.

Tony Huey finished with three hits and three RBI, while Jones had five RBI, including a two-run homer in the eighth inning. The Bears had 15 hits, eight for extra-bases.

Combs finished off Texas. After allowing five hits in the first two innings, Combs gave up only three hits and two walks the rest of the game. He struck out 11, including five to open innings, and allowed only one earned run.

— by John Werner, *Waco Tribune-Herald*

Texas	AB	R	H	BI	Baylor	AB	R	H	BI
Lindauer, cf	4	0	1	0	Meyer, ss	4	2	1	1
Kerlin, ss	4	0	1	0	Huey, cf	5	1	3	3
Cisarik, 1b/rf	4	1	2	0	Hawkins, c	5	2	3	2
Coolbaugh, 3b	4	1	0	1	Malinak, lf	5	1	1	0
Garner, rf	3	0	0	0	McAfee, 2b	5	3	3	2
Bell, 1b	1	0	0	0	Jones, 3b	5	2	3	5
Haney, 2b	3	1	1	1	T. Wilson, rf	3	1	1	0
Patrick, dh	3	0	1	1	Jarvie, 1b	3	2	0	0
Newkirk, lf	4	0	1	0	B. Wilson, dh	2	1	0	0
Johnson, c	3	0	1	0	Stroth, ph	1	0	0	0
Petkovsek, p	0	0	0	0	Combs, p	0	0	0	0
Bradley, p	0	0	0	0					
Tumey, p	0	0	0	0					
Totals	33	3	8	3	Totals	38	15	15	14

Texas 0 1 1 0 0 0 0 0 1 — 3 8 2
Baylor 0 0 2 0 0 11 0 2 X — 15 15 3
E — Jones 2, Malinak, Petkovsek, Kerlin. DP — Texas 1, Baylor 2. LOB — Texas 5, Baylor 5. 2B — Hawkins 2, McAfee, Huey, Johnson, Cisarik. 3B — Hawkins, Jones, Huey. HR — Jones, Haney. HBP — none. SH — none. SF — none. SB — T. Wilson. CS — Kerlin.

Texas	IP	H	R	ER	BB	K
Petkovsek (L, 6-1)	5	7	8	7	4	0
Bradley	0	0	2	2	2	0
Tumey	3	8	5	5	0	1

Baylor	IP	H	R	ER	BB	K
Combs (W, 6-0)	9	8	3	1	2	11

WP — Petkovsek. HB — none. PB — Johnson. A — 2,300.

MEMORABLE GAMES

THE MARATHON

BAYLOR 8, HOUSTON 2

FEBRUARY 21, 1999 • HOUSTON, TEXAS


In the final game of the Houston Invitational, Baylor and Houston played an NCAA record-tying 22 innings before the Bears were finally victorious.

Houston led 2-1 entering the ninth, but Baylor's Jason Jennings homered on the inning's first pitch. Little did anyone know what was in store for the two teams. The score remained tied at 2-2 until the Bears erupted for six runs 13 innings later, in the top of the 22nd inning.

The game lasted six hours, 43 minutes and saw 13 pitchers, 28 different batters, two coaches ejected and 25 hits, only five of which were for extra bases.

By game's end, few people remembered that Jennings and Houston's Duncan McAdoo started the game on the mound.

Needless to say, several Baylor single-game team records were established that day, including plate appearances (87, second in NCAA history) and at bats (75, fourth in NCAA history).



Baylor Ballpark, one of the nation's finest college baseball facilities, opened in 1999

Baylor	AB	R	H	BI	Houston	AB	R	H	BI
Topolski, cf	9	1	2	1	Caraway, rf/lf	9	1	2	0
Cogdill, lf	9	1	3	1	Schweitzer, lf	3	1	1	1
Nelson, 2b	5	0	1	1	Lee, rf	4	0	1	0
Bubela, rf	10	0	2	0	Rios, dh	4	0	3	1
Jennings, p/dh	4	1	2	1	Syfert, pr/dh	1	0	0	0
Hensley, pr/dh	4	1	2	1	Kirchner ph/dh	4	0	0	0
Williams, 1b	8	1	1	0	Woodward, 1b	8	0	1	0
Underdown, 3b	8	1	1	1	Wilken, 3b	7	0	0	0
Loeb, c	2	0	0	0	Bitter, c	7	0	0	0
Zboril, ph	1	0	0	0	Pekar, cf	3	0	0	0
Shoppach, c	1	0	0	0	Medrano, ph	1	0	0	0
Dorneman, ph	1	0	0	0	Whatley, lf	4	0	1	0
Fredenburg, c	4	1	0	0	Allen, 2b	9	0	1	0
Brewer, ss	9	1	2	2	Melebeck, ss	9	0	0	0
Outlaw, p	0	0	0	0	McAdoo, p	0	0	0	0
Ratliff, p	0	0	0	0	Nance, p	0	0	0	0
Taylor, p	0	0	0	0	Sperring, p	0	0	0	0
					Torina, p	0	0	0	0
					Mitchell, p	0	0	0	0
					Jackson, p	0	0	0	0
					Dieudonné, p	0	0	0	0
					Hooper, p	0	0	0	0
					Burke, p	0	0	0	0
Totals	75	8	16	8	Totals	74	2	10	2

Baylor	100	000	001	000	000	000	000	6	8	16	3
Houston	000	020	000	000	000	000	000	0	2	10	5

E — Underdown, Loeb, Brewer, Wilken, Allen, Melebeck, Nance, Hooper.
 DP — Baylor 2, Houston 3 LOB — Baylor 13, Houston 17. 2B — Cogdill, Caraway, Schweitzer, Lee. 3B — none. HR — Jennings. HBP — Nelson 2. SH — Cogdill, Underdown, Woodward, Wilken. SF — Nelson. SB — Bubela, Caraway, Melebeck. CS — Topolski, Bubela.

Baylor	IP	H	R	ER	BB	K
Jennings	7.1	5	2	2	3	8
Outlaw	3.1	0	0	0	2	2
Ratliff	5.1	3	0	0	0	8
Taylor (W, 1-1)	6.0	2	0	0	4	2

Houston	IP	H	R	ER	BB	K
McAdoo	7.2	5	1	1	1	6
Nance	0.1	1	1	1	1	1
Sperring	1.0	0	0	0	1	1
Torina	1.2	1	0	0	2	1
Mitchell	1.1	1	0	0	0	2
Jackson	3.1	1	0	0	0	1
Dieudonné	4.2	2	0	0	0	2
Hooper (L, 0-1)	1.0	3	5	4	1	0
Burke	1.0	2	1	1	1	0

WP — Mitchell. HB — Hooper, Burke. PB — Bitter. T — 6:43. A — 1,225.

A CATHEDRAL UNVEILED

BAYLOR 22, KANSAS STATE 6

FEBRUARY 26, 1999 • WACO, TEXAS

The 1999 Big 12 Conference opener for Baylor and Kansas State was more than just the first game of the conference season. It also was the first game in newly opened Baylor Ballpark. Though still under construction, the stadium opened its doors to nearly 800 fans on a cloudy, cold late-February afternoon. Baylor fans did not go home disappointed.

After Kansas State got a double and a two-run homer from its first two batters off Baylor starter Jason Jennings in the top of the first, the Bears' bats went to work in the bottom of the opening frame. Baylor scored eight runs in the bottom of the first, seven in the second and answered a three-run, third-inning Kansas State uprising with four more runs in the bottom of the frame. The Bears capped their day offensively with three runs in the fifth. The game was called after seven innings due to the mercy rule.

Baylor tallied 18 hits on the day, led by second baseman Eric Nelson's 4-for-5 outing. Nelson over-ran a cycle, collecting two doubles, a triple and a home run on the day; he also scored three times and tallied five RBI. Jon Topolski added three hits, scored three times and drove in four.

Fans at the game sat on exposed cement in what are now the lower box seats as chairback seats had not yet been installed. Concrete precast for the upper grandstand had not yet been poured.

Since that day, more than 700,000 fans have attended 260 games at Baylor Ballpark, which was named the nation's third-best collegiate baseball facility by *Baseball America* in 2003.

Kansas State	AB	R	H	BI	Baylor	AB	R	H	BI
Tabor, 2b	4	2	4	0	Topolski, cf	4	3	3	4
Weishaar, lf	4	1	2	3	Nelson, 2b	5	3	4	5
Reid, 3b	2	1	0	0	Bubela, rf	4	1	1	0
Cravens, rf	2	0	0	0	Hensley, ph/rf	1	0	0	0
Oleen, rf	2	0	0	0	Cogdill, lf	5	1	2	2
English, 1b	3	0	1	2	Jennings, p/dh	4	1	1	0
Savage, c	3	0	0	0	Williams, 1b	2	3	1	1
Loudabarger, dh	3	0	0	0	Underdown, 3b	4	3	2	1
Silva, cf	3	0	1	0	Brewer, ss	5	4	2	2
Boyer, ss	3	2	2	0	Loeb, c	3	3	2	2
Peck, p	0	0	0	0	Fredenburg, ph/c	1	0	0	0
Wells, p	0	0	0	0	Evans, p	0	0	0	0
Duckers, p	0	0	0	0					
Totals	29	6	10	5	Totals	38	22	18	17

Kansas State	2	0	3	0	0	0	1	—	6	10	2
Baylor	8	7	4	0	3	0	X	—	22	18	0

E — Cravens 2. DP — Baylor 1. LOB — Kansas State 4, Baylor 5.
 2B — Tabor, English, Nelson 2, Williams, Underdown, Brewer. 3B — Nelson.
 HR — Weishaar, Topolski, Nelson, Loeb. HBP — none. SH — none.
 SF — none. SB — none. CS — none.

Kansas State	IP	H	R	ER	BB	K
Peck (L, 2-3)	1.2	8	12	7	3	2
Wells	2.2	9	10	6	3	2
Duckers	1.2	1	0	0	1	2

Baylor	IP	H	R	ER	BB	K
Jennings (W, 2-0)	6.0	7	5	5	3	8
Evans	1.0	3	1	1	0	2

WP — Peck, Wells, Jennings. BK — Jennings. HB — none. PB — Williamson.
 T — 2:12. A — 752.

MEMORABLE GAMES



Kyle Evans tossed the first no-hitter in Big 12 Conference history

NO-NO, CYCLONES

BAYLOR 4, IOWA STATE 0

APRIL 15, 2000 • WACO, TEXAS

On a picture-perfect Saturday night in Waco, Kyle Evans became the first Baylor pitcher to toss a complete-game, nine-inning no-hitter since 1979. Even more amazingly, Evans was two walks and an error away from a perfect game but still faced the minimum 27 batters thanks to a pair of double plays and a runner caught stealing.

Evans' gem was Baylor's first nine-inning no-hitter since Andy Beane no-hit Texas Tech, and it was the first in Big 12 Conference history.

The closest call of the night came in the eighth when Iowa State's Jade O'Brien sharply hit a ball that appeared destined to drop in right field. But first baseman Mike Huggins took two steps toward second base, reached out and snagged the ball out of the air. The crowd gasped as the ball left O'Brien's bat and erupted when Huggins made the play.

One night prior, Baylor ace Chad Hawkins held Iowa State to only two hits. But Evans was two steps better.

The Bears scored all four runs in the fifth inning off Iowa State starter Mike Laesch. Jace Brewer started the fifth with a towering fly ball that ISU left fielder Mike Runk lost; Brewer reached third on the play. Steve Dorneman doubled to score Brewer, and Preston Underdown laid down a perfect sacrifice bunt to move Dorneman to third. Dorneman then scored on a passed ball.

Anthony Hensley's walk preceded Jaime Bubela's double to right, putting runners at second and third. Tim Hartshorn followed

with a single to bring home both runners.

Four of Baylor's five hits on the night came in the deciding fifth inning.

Head coach Steve Smith said after the game he considered visiting the mound in the late innings. Catcher Bryan Loeb advised against making the trip.

"I've done something like that in intrasquad scrimmages when a guy has something going like this," Smith said. "But Loeb said he would tackle me if I tried to go out there."

— by Doug Cofer, *Baylor Bear Insider*

Iowa State	AB	R	H	BI	Baylor	AB	R	H	BI
Ferin, cf	3	0	0	0	Bubela, rf	4	1	2	0
Wickham, c	3	0	0	0	Hartshorn, dh	3	0	1	2
Conway, ss	2	0	0	0	Huggins, 1b	4	0	0	0
Runk, lf	3	0	0	0	Shoppach, c	3	0	0	0
O'Brien, 1b	3	0	0	0	Williams, 3b	3	0	0	0
Van Iderstine, rf	3	0	0	0	Saccomanno, 3b	0	0	0	0
Urban, 3b	3	0	0	0	Brewer, ss	4	1	1	0
Allen, dh	2	0	0	0	Dorneman, lf	3	1	1	1
Hampton, 2b	2	0	0	0	Underdown, 2b	2	0	0	0
Somoza, ph	1	0	0	0	Hensley, cf	2	1	0	0
Laesch, p	0	0	0	0	Evans, p	0	0	0	0
Totals	25	0	0	0	Totals	28	4	5	3

Iowa State	0	0	0	0	0	0	0	0	1
Baylor	0	0	0	4	0	0	X	—	4

E — Hampton, Underdown. DP — Iowa State 1, Baylor 2. LOB — Iowa State 0, Baylor 5. 2B — Bubela 2, Dorneman. 3B — Brewer. HR — none. HBP — Williams. SH — Underdown. SF — none. SB — none. CS — Conway.

Iowa State	IP	H	R	ER	BB	K
Laesch (L, 3-7)	8.0	5	4	4	3	4

Baylor	IP	H	R	ER	BB	K
Evans (W, 8-0)	9.0	0	0	0	2	5

WP — none. HB — Laesch. PB — Wickham. T — 2:02. A — 2,720.

BIG 12 CONFERENCE CHAMPIONS

BAYLOR 7, KANSAS STATE 5

MAY 13, 2000 • MANHATTAN, KAN.

To appreciate the dramatic impact of Baylor's 7-5 victory that clinched the outright Big 12 Conference championship at Kansas State, only one question needed to be answered. Where were you in 1923?

The most likely response would go something like this, "That was before my time." But if you were around to see Hall of Famer Ted Lyons lead the 1923 Bears to their last outright Southwest Conference baseball title, then the 2000 edition of Baylor baseball was even more gratifying.

When Zane Carlson struck out the side in the bottom of the ninth, the Baylor players sprinted from the dugout and dogpiled Carlson on the mound. High-fives, hugs, coaches getting doused with water, championship T-shirts, all the trademarks of a championship won and a team experiencing sweet release were in full display.

Baylor's first out-right baseball conference title since 1923 was even sweeter considering how close the Bears had come the previous two seasons, finishing second by one game to Texas A&M both years.

After defeating Kansas State 16-3 in the series opener to clinch at least a share of the conference crown, Baylor found things more difficult in Saturday's tilt. The Bears built a 2-0 lead with solo spots in the first and third frames, but the Wildcats took control of the game with a three-run third and a two-run fifth. Trailing 5-2 through six frames, Baylor pulled to within one with a pair of runs in the seventh.

Baylor tied the game in the eighth thanks to a Wildcat error and went on to load the bases with two outs. Up stepped true freshman Chris Durbin, who put the Bears ahead for good with a two-run, seeing-eye single through the left side.

— by Dave Campbell, *Baylor Bear Insider*

Baylor	AB	R	H	BI	Kansas State	AB	R	H	BI
Bubela, rf	4	0	0	1	Ammirato, rf	4	2	1	0
Bennett, dh	4	0	1	1	Weishaar, lf	4	2	2	3
Durbin, ph/dh	1	0	1	2	Maloney, dh	3	0	1	1
Huggins, 1b	5	1	2	1	English, 1b	4	0	1	0
Saccomanno, 3b	0	0	0	0	Loudabarger, ss	3	0	0	0
Shoppach, c	5	0	1	1	Tabar, 2b	4	0	1	0
Brewer, ss	5	1	3	0	Andre, 3b	3	0	0	0
Dorneman, lf	4	0	0	0	Scelfo, c	3	0	0	0
Williams, 3b/1b	2	2	0	0	Nelson, cf	2	1	0	0
Underdown, 2b	3	2	1	0	Wells, p	0	0	0	0
Hensley, cf	1	1	0	0	English, p	0	0	0	0
Evans, p	0	0	0	0	Lundwall, p	0	0	0	0
Carlson, p	0	0	0	0					
Totals	34	7	9	6	Totals	30	5	6	4

Baylor	1	0	1	0	0	0	2	3	0	—	7	9	2
Kansas State	0	0	3	0	2	0	0	0	0	—	5	6	2

E — Bubela, Williams, Loudabarger, Andre. DP — Kansas State 0, Baylor 3. LOB — Kansas State 4, Baylor 9. 2B — Huggins, Shoppach, Underdown, Weishaar. 3B — none. HR — Weishaar. HBP — Williams, Hensley, Scelfo. SH — Dorneman. SF — Bubela. SB — Brewer 2, Hensley 2. CS — Tabar.

Baylor	IP	H	R	ER	BB	K
Evans (W, 10-1)	7.0	6	5	5	3	6
Carlson	2.0	0	0	0	2	4

Kansas State	IP	H	R	ER	BB	K
Wells (L, 4-7)	7.1	7	7	4	5	5
English	0.1	0	0	0	0	1
Lundwall	1.1	2	0	0	0	3

WP — none. HB — Evans, Wells 2. PB — none. T — 2:38. A — 229.

MEMORABLE GAMES

THE COMEBACK

BAYLOR 11, RICE 10

NCAA HOUSTON REGIONAL
MAY 26, 2001 • HOUSTON, TEXAS

Baylor scored 11 runs in its final two at bats to come from behind and defeat Rice 11-10 in the second round of the NCAA Houston Regional at Rice's Reckling Park. It was the largest deficit overcome through eight innings in school history.

After a four-hour and 23 minute rain delay, Rice jumped on Baylor starter Steven White early with two runs in the first inning and three runs in the third. In the fifth, Rice added three runs to stretch the lead to 8-0. The Owls added a ninth run in the seventh.

Rice starter Jon Skaggs held the Bears scoreless into the eighth inning, when a series of Owls mishaps allowed five Baylor runs. Jay Lockett, who earned the lone victory of his career, did not allow a run in the bottom of the eighth.

In the ninth, Chris Durbin led off with his third double of the night and Kelly Shoppach smacked a single up the middle to score the run. Shoppach later scored on a Jeff Williams' sacrifice fly, and David Murphy cut the deficit to one run with an RBI single. Pinch hitter Ross Bennett belted an 0-2 double down the right line to score the tying run, and Trevor Mote's single through the left side put the Bears ahead. Baylor added another run to stretch its lead to 11-9.

Zane Carlson pitched the ninth and allowed one run on three hits to earn the save.

Baylor	AB	R	H	BI	Rice	AB	R	H	BI
Mote, 2b/ss	6	0	3	2	Davis, lf	4	1	2	1
Hartshorn, lf/2b	6	0	0	1	Porfirio, cf	4	2	2	1
Durbin, cf	6	2	3	0	Arnold, ss	5	2	1	0
Shoppach, c	5	1	2	1	Roman, 1b	3	1	3	5
Richmond, dh	5	1	1	0	Brown, 3b	4	1	0	0
Williams, 3b	3	1	1	1	Lorsbach, rf	4	1	0	0
Murphy, rf/lf	4	2	2	1	Ghutzman, c	3	1	1	1
Huggins, 1b	4	2	2	0	Blackinton, c	1	0	0	0
Saccomanno, ss	2	0	0	0	Fox, 2b	5	0	1	1
Zboril, ph	1	0	0	0	Cunningham, dh	3	0	0	0
Webb, ss	1	1	0	0	Jacobson, ph	2	1	2	0
Bennet, ph	1	1	1	1	Skaggs, p	0	0	0	0
Dorneman, rf	0	0	0	0	Barzilla, p	0	0	0	0
White, p	0	0	0	0	Tribe, p	0	0	0	0
Brehm, p	0	0	0	0					
Thorp, p	0	0	0	0					
Hall, p	0	0	0	0					
Lockett, p	0	0	0	0					
Carlson, p	0	0	0	0					
Totals	44	11	15		Totals	38	10	12	9

Baylor	0	0	0	0	0	5	6	—	11	15	0
Rice	2	0	3	0	3	0	1	0	1	0	12

E — Arnold, Brown, Fox 2. DP — Baylor 1, Rice 1. LOB — Baylor 11, Rice 11.
2B — Durbin 3, Bennett, Arnold, Roman 3B — Roman. HR — none. HBP — Brown. SH — none. SF — Williams. SB — Durbin, Davis. CS — none.

Baylor	IP	H	R	ER	BB	K
White	4.0	5	6	6	4	4
Brehm	0.1	1	2	2	0	0
Thorp	0.2	2	0	0	0	0
Hall	2.1	1	1	1	5	1
Lockett (W, 1-0)	0.2	0	0	0	0	0
Carlson	1.0	3	1	1	0	0

Rice	IP	H	R	ER	BB	K
Skaggs	7.2	7	4	0	4	7
Barzilla (L, 3-3)	0.2	6	6	5	0	1
Tribe	0.2	2	1	1	0	0

WP — White, Hall, Carlson, Skaggs, Barzilla. HB — Brehm. PB — Ghutzman 2.
T — 3:30 A — 3,785.



The Bears celebrated after an improbable comeback against Texas A&M on national television

THE STREAKER

BAYLOR 10, TEXAS A&M 9

MAY 13, 2005 • WACO, TEXAS

A Friday the 13th crowd at Baylor Ballpark and a national ESPN television audience was treated to one of the most memorable comebacks in school history.

Kevin Russo's two-out, walk-off RBI single in the bottom of the ninth plated pinch runner Chase Gerdes as Baylor rallied from an 8-0 deficit to defeat Texas A&M 10-9.

Baylor found itself in a hole after Texas A&M scored eight runs on six hits in the top of the third. However, the Bears immediately began chipping away at the deficit, scoring three runs on three hits in the bottom of the inning. Baylor pulled to within three runs in the fifth and pulled to within a run with another two-spot in the seventh.

Texas A&M added an insurance run in the top of the eighth, but it was not enough to overcome Baylor's three unearned runs in the bottom of the ninth.

Baylor's ninth-inning rally started with the first batter as Paul Witt reached second base when Texas A&M centerfielder Brandon Glover dropped a fly ball in right-center. After Michael Griffin was hit by a pitch, Josh Ford reached on an infield single to load the bases.

Zach Dillon drew a bases-loaded walk, scoring Witt from third and pulling the Bears to within one at 9-8. Reid Brees then scored Griffin with a sacrifice fly to right field, pushing Gerdes, who pinch ran for Ford, to third. That set the stage for Russo's heroics.

The mood at Baylor Ballpark was lifted in the top of the eighth when a masked Baylor

fan raced down the berm, hopped the fence and raced across right field holding a sign which read, "35-34," the score by which Baylor defeated Texas A&M the previous fall in football. The Streaker scaled the outfield wall, swam the Brazos and was never heard from again.

Texas A&M	AB	R	H	BI	Baylor	AB	R	H	BI
Pennington, ss	3	1	2	1	Griffin, 2b	2	3	1	1
Glover, cf	5	0	0	1	Reynolds, 1b	4	1	0	0
Baldwin, rf	4	1	0	0	Ford, c	4	2	3	2
Hill, 1b	5	1	1	1	Gerdes, pr	0	1	0	0
Pouk, c	5	0	1	0	Dillon, dh	4	0	2	3
Boggs, 3b	4	1	1	2	Brees, lf	4	0	1	1
Stein, lf	3	1	1	1	Russo, 3b	5	0	1	1
Bartek, lf	0	0	0	0	Sevigny, cf	4	0	0	0
Dalton, 2b	3	2	1	0	Fortenberry, rf	4	1	1	0
Sebek, dh	3	2	2	2	Witt, ss	4	2	1	0
Ray, p	0	0	0	0	McCormick, p	0	0	0	0
Nicholson, p	0	0	0	0	Mandel, p	0	0	0	0
Whelan, p	0	0	0	0	Woody, p	0	0	0	0
Totals	35	9	9	8	Totals	35	10	10	8

Texas A&M	0	0	8	0	0	0	1	0	—	9	9	3
Baylor	0	0	3	0	2	0	2	0	3	—	10	10

E — Pennington 2, Glover. DP — Texas A&M 1. LOB — Texas A&M 5, Baylor 6.
2B — Pennington, Boggs, Sebek, Ford 2, Dillon, Brees, Fortenberry. 3B — none.
HR — none. HBP — Pennington, Dalton, Griffin 2, Reynolds. SH — none.
SF — Griffin, Ford, Brees. SB — Glover. CS — Pennington.

Texas A&M	IP	H	R	ER	BB	K
Ray	5.0	6	5	3	0	0
Nicholson	1.2	1	2	2	0	1
Whelan (L, 3-1)	2.0	3	3	0	1	2

Baylor	IP	H	R	ER	BB	K
McCormick	2.2	4	7	7	2	0
Mandel	5.0	5	2	2	2	1
Woody (W, 7-3)	1.1	0	0	0	0	1

WP — Ray, McCormick, Woody. HB — McCormick 2, Ray, Nicholson, Whelan. PB — none. T — 2:56. A — 4,030

MEMORABLE GAMES



“Imagine the Dogpile” became a reality as the Bears celebrated the program’s first CWS berth in 27 years

THE LONG WAIT IS OVER

BAYLOR 6, CLEMSON 1
NCAA WACO SUPER REGIONAL
JUNE 13, 2005 • WACO, TEXAS

Kevin Sevigny’s three-run double broke a 1-1 tie and eventually sent Baylor to the College World Series for the first time since 1978 as the Bears defeated Clemson 6-1 in Game 3 of the NCAA Waco Super Regional at Baylor Ballpark.

Clemson took a 1-0 lead thanks to Kris Harvey’s second-inning solo home run.

The Bears answered in the fourth, first with a Josh Ford solo home run. Reid Brees and Zach Dillon followed with consecutive singles, and both runners advanced a base on a wild pitch. Mike Pankratz then drew a full-count walk to load the bases.

That set the stage for Sevigny’s double, which one-hopped the wall in left-center and gave the Bears a 4-1 lead. Sevigny’s double also came with a full count and came after he fouled off a series of pitches from Clemson starter Robert Rohrbaugh.

The Bears added runs in the seventh and eighth innings. Ford had an RBI double down the left-field line in the seventh, and Seth Fortenberry homered to right-center in the eighth.

Cory VanAllen scattered seven hits and allowed only Harvey’s home run over 6.0-plus innings to earn the victory. Ryan LaMotta allowed two hits with four strikeouts in 3.0 scoreless innings to record the save. LaMotta struck out Herman Demmink to send the Bears to Omaha.

Clemson threatened in the top of the seventh with a pair of singles. However,

LaMotta struck out the side to quell the threat. The Tigers managed just one more base runner on the day, a two-out single in the eighth.

Ford, playing his final game at Baylor Ballpark, finished 3-for-4 with two RBI.

Clemson	AB	R	H	BI	Baylor	AB	R	H	BI
Demmink, 3b	5	0	2	0	Griffin, 2b	4	0	0	0
Chalk, cf	3	0	0	0	Russo, 3b	4	1	1	0
Harbin, 2b	4	0	0	0	Ford, c	4	1	3	2
Colvin, lf	4	0	0	0	Brees, lf	3	1	1	0
Harvey, dh	4	1	2	1	Gerdes, cf	0	0	0	0
Storror, rf	4	0	3	0	Dillon, dh	4	1	1	0
D’Alessio, 1b	3	0	0	0	Pankratz, rf	1	1	0	0
Widmann, ss	3	0	2	0	Fortenberry, rf	2	1	1	1
Casanova, c	2	0	0	0	Sevigny, cf/lf	4	0	1	3
Hall, ph	1	0	0	0	Witt, ss	4	0	0	0
Pierce, c	0	0	0	0	Mandel, 1b	2	0	0	0
Ferguson, ph	1	0	0	0	VanAllen, p	0	0	0	0
Rohrbaugh, p	0	0	0	0	LaMotta, p	0	0	0	0
Kopp, p	0	0	0	0					
Fiorenza, p	0	0	0	0					
Totals	34	1	9	1	Totals	32	6	8	6

Clemson	0	1	0	0	0	0	0	0	0	1	9	1
Baylor	0	0	0	4	0	1	1	x	—	6	8	0

E — Harbin. LOB — Clemson 9, Baylor 5. 2B — Ford, Sevigny.
HR — Harvey, Ford, Fortenberry. HBP — Widmann. SH — Chalk.
CS — Harvey.

Clemson	IP	H	R	ER	BB	K
Rohrbaugh (L, 8-3)	4.1	6	4	4	1	3
Kopp	3.0	2	2	2	2	1
Fiorenza	0.2	0	0	0	0	1

Baylor	IP	H	R	ER	BB	K
VanAllen (W, 8-4)	6.0	7	1	1	1	3
LaMotta (Sv, 7)	3.0	2	0	0	0	4

WP — Rohrbaugh. HB — VanAllen. T — 2.43. A — 3,780.

FIRST WIN AT OMAHA

BAYLOR 4, OREGON STATE 3
NCAA COLLEGE WORLD SERIES
JUNE 20, 2005 • OMAHA, NEB.

Mike Pankratz blooped an RBI single over first baseman Andy Jenkins and just out of the reach of second baseman Chris Kunda to plate Chase Gerdes in the top of the 10th and give Baylor an eventual 4-3 victory in an elimination game at the College World Series. It was the first CWS win ever for Baylor.

Josh Ford reached base safely on an infield single to lead off the 10th and then advanced to second on a sacrifice bunt. Reid Brees followed with a single through the left side to put runners on first and third. Pankratz, who entered the game as a pinch hitter in the eighth inning, then got the game-winning hit on an 0-1 pitch.

Baylor starter Trey Taylor did not escape the second inning, walking five of 10 batters. He walked three straight to open the second before Ryan Gipson’s one-out single scored OSU’s first run. Taylor was removed after walking Jacoby Ellsbury to force in another run.

However, Baylor’s bullpen held the Beavers to one run on eight hits over 8.2 innings. Ryan LaMotta pitched the first four frames before giving way to eventual winner Jeff Mandel in the sixth.

The Bears tied it in the fourth after Kevin Russo singled and Seth Fortenberry reached on an error. After a sacrifice moved the runners up a base, Russo scored on a Gerdes grounder and Fortenberry scored on a Kyle Reynolds single.

After each team added a run in the fifth, two stellar defensive plays prevented Oregon State from breaking the tie in the sixth. Gerdes threw out Ryan Gipson trying to score from second on an Ellsbury single. Then, with the bases loaded, Mandel grabbed Andy Jenkins’ hard comebacker to start an inning-ending double play.

Baylor	AB	R	H	BI	Oregon State	AB	R	H	BI
Griffin, 2b	5	0	2	1	Ellsbury, cf	4	0	1	1
Reynolds, 1b	5	0	0	0	Graham, lf	4	0	0	0
Ford, dh/c	4	1	1	0	Barney, ss	4	0	0	0
Dillon, c/dh	3	0	0	0	Jenkins, 1b	5	1	1	0
Brees, lf	5	1	3	0	Gillespie, 2b	3	0	1	0
Russo, 3b	5	1	2	1	McFeely, 3b	4	1	2	1
Fortenberry, rf	3	1	0	0	Anderson, rf	4	1	1	0
Pankratz, ph/ rf	1	0	1	1	Canham, c	5	0	0	0
Witt, ss	4	0	0	0	Campos, ph	1	0	0	0
Gerdes, cf	3	0	1	1	Gipson, 2b	3	0	3	1
Sevigny, ph/cf	1	0	0	0	Kunda, 2b	0	0	0	0
Taylor, p	0	0	0	0	Buck, p	0	0	0	0
LaMotta, p	0	0	0	0	Gunderson, p	0	0	0	0
Mandel, p	0	0	0	0					
Totals	39	4	10	4	Totals	37	3	9	3

Baylor 0 0 0 2 1 0 0 0 0 1 — 4 10 1
Oregon State 0 2 0 0 1 0 0 0 0 0 — 3 9 2
E — Witt, Gipson, Buck. DP — Baylor 2. LOB — Baylor 10, Oregon State 12.
2B — Brees, Gipson. 3B — none. HR — none. HBP — none. SH — Dillon, Witt. SF — none. SB — Ellsbury, Gillespie. CS — Pankratz.

Baylor	IP	H	R	ER	BB	K
Taylor	1.1	1	2	2	5	1
LaMotta	4.0	7	1	1	2	2
Mandel (W, 4-0)	4.2	1	0	0	1	1

Oregon State	IP	H	R	ER	BB	K
Buck	5.2	7	3	1	2	2
Gunderson (L, 6-4)	4.1	3	1	1	1	4

WP — none. HB — none. PB — Canham. T — 3.50. A — 13,000.

NO-HITTERS



Jim Rath



Rod Robinson




Andy Beene



Craig Gummelt



Jerry Arnold



Bobby Stone

**JIM RATH
ROD ROBINSON**

BAYLOR 11, AUSTIN COLLEGE 0
MARCH 5, 1966 • AUSTIN, TEXAS

	IP	H	R	ER	BB	SO
Rath	5.0	0	0	0	1	3
Robinson	2.0	0	0	0	1	5

ANDY BEENE

BAYLOR 4, TEXAS TECH 0
MARCH 10, 1979 • WACO, TEXAS

	IP	H	R	ER	BB	SO
Beene	9.0	0	0	0	5	8

**BLAINE BEATTY
CRAIG GUMMELT**

BAYLOR 5, ST. MARY'S 0
FEB. 16, 1985 • SAN ANTONIO, TEXAS

Baylor	AB	R	H	BI	St. Mary's	AB	R	H	BI
Dennis, ss	4	1	2	1	Pawelek, cf	2	0	0	0
Meyer, 2b	4	1	1	0	Lutz, ss	3	0	0	0
Shepherd, rf	3	1	1	2	Henerie, lf	2	0	0	0
Ball, rf	0	0	0	0	Carullo, dh	2	0	0	0
Patterson, dh	2	1	1	0	Brown, lb	2	0	0	0
Malinak, lb	3	0	1	1	Troutman, 3b	3	0	0	0
Todd, 3b	2	0	0	0	Caldwell, rf	3	0	0	0
Douglas, lf	2	0	1	0	Quiroz, 2b	2	0	0	0
Huey, cf	3	0	0	0	Laws, c	2	0	0	0
Hawkins, c	3	1	0	0	Yon, p	0	0	0	0
Beatty, p	0	0	0	0	Gabino, p	0	0	0	0
Gummelt, p	0	0	0	0					
Totals	26	5	7	4	Totals	21	0	0	0

Baylor	2	0	3	0	0	0	—	5	7	1
St. Mary's	0	0	0	0	0	0	—	0	0	1

E — Lutz. DP — Baylor 1, St. Mary's 1. LOB — Baylor 5, St. Mary's 4.
2B — Patterson. 3B — Malinak. HR — Shepherd. HBP — none. SH — none.
SF — none. SB — Douglass. CS — Malinak.

Baylor	IP	H	R	ER	BB	K
Beatty (W, 1-0)	5.0	0	0	0	3	3
Gummelt (S, 1)	2.0	0	0	0	1	1

St. Mary's	IP	H	R	ER	BB	K
Yon (L, 0-1)	2.2	5	5	3	3	0
Gabino	4.1	2	0	0	2	3

WP — Yon. HB — none. PB — none. T — 2.00 A — 269.

JERRY ARNOLD

BAYLOR 2, TCU 0
APRIL 3, 1982 • FORT WORTH, TEXAS

Baylor	AB	R	H	BI	TCU	AB	R	H	BI
Woods, ss	3	0	0	0	Herrick, 2b	2	0	0	0
Stagner, 2b	4	0	0	0	Coltage, ss	3	0	0	0
Trevathan, c	3	1	1	0	Barrett, 3b	3	0	0	0
Davis, lb	3	1	0	0	Houk, dh	3	0	0	0
Wood, 3b	2	0	0	0	Lee, lf	3	0	0	0
Hibbert, lf	3	0	1	1	Day, c	2	0	0	0
Hill, rf	3	0	1	1	Davis, rf	2	0	0	0
Hubenak, dh	2	0	1	0	Twardowski, 1b	2	0	0	0
Mack, cf	2	0	0	0	Wagner, cf	2	0	0	0
Arnold, p	0	0	0	0	Leiss, p	0	0	0	0
					Perlman, p	0	0	0	0
Totals	25	2	4	2	Totals	22	0	0	0

Baylor	0	0	1	0	1	0	—	2	4	1
TCU	0	0	0	0	0	0	—	0	0	1

E — Stagner, Perlman. DP — Baylor 0, TCU 0. LOB — Baylor 8, TCU 2.
2B — Trevathan, Hibbert. 3B — none. HR — none. HBP — Davis.
SH — none. SF — none. SB — Hill, Jeffrey. CS — none.

Baylor	IP	H	R	ER	BB	K
Arnold (W, 3-5)	7.0	0	0	0	1	5

TCU	IP	H	R	ER	BB	K
Leiss (L, 2-3)	6.0	4	2	2	4	6
Perlman	1.0	0	0	0	1	2

WP — none. HB — Leiss. PB — Trevathan. T — 1:55 A — 300.

**BOBBY STONE
BRYAN McCARTY**

BAYLOR 6, ST. EDWARD'S 0
FEB. 18, 1987 • WACO, TEXAS

Baylor	AB	R	H	BI	St. Edwards	AB	R	H	BI
Van Horn, ss	3	0	0	0	Meyer, ss	3	1	1	0
Derouen, 2b	2	0	0	0	McAfee, 2b	3	0	2	2
Buckley, cf	3	0	0	0	Stroth, 2b	0	0	0	0
Arredia, lb	1	0	0	0	Hawkins, dh	4	0	1	0
Felan, ph	1	0	0	0	Malinak, lf, rf	3	0	0	0
Salazar, dh	2	0	0	0	Huey, cf	4	0	0	0
Nemec, ph	1	0	0	0	Jarvie, lb	1	0	0	0
Cour, c	1	0	0	0	Wilson B, lb	1	1	1	0
Darby, ph	1	0	0	0	Jones, 3b	4	0	0	0
Watkins, rf	2	0	0	0	Yard, c	1	2	0	0
Jackson, lf	2	0	0	0	Wilson T, rf	2	1	1	1
Chesbrough, 3b	2	0	0	0	Ball, lf	0	1	0	0
Ross, p	0	0	0	0	Stone, p	0	0	0	0
Beck, p	0	0	0	0	McCarty, p	0	0	0	0
Harrell, p	0	0	0	0					
Totals	21	0	0	0	Totals	26	6	6	3

St. Edwards	0	0	0	0	0	—	0	0	3	
Baylor	0	3	0	1	2	X	—	6	6	0

E — Van Horn 2, Cour. DP — none. LOB — St. Edwards 3, Baylor 10.
2B — none. 3B — T. Wilson. HR — none. HBP — B. Wilson. SH — none.
SF — none. SB — Meyer, Derouen, McAfee. CS — none.

St. Edwards	IP	H	R	ER	BB	K
Ross (L, 0-3)	1.2	3	3	1	2	1
Beck	3.0	1	3	2	4	0
Harrell	1.1	2	0	0	1	1

Baylor	IP	H	R	ER	BB	K
Stone (W, 1-0)	5.0	0	0	0	3	7
McCarty	2.0	0	0	0	0	3

WP — none. HB — Beck. PB — none. T — 0:00 A — 135.




Blaine Beatty and Craig Gummelt combined for a no-hitter against St. Mary's in the 1985 season opener

NO-HITTERS



Bryan McCarty




Dean Crow



Joe Wharton



Kyle Evans



Cory VanAllen



Zane Carlson

DEAN CROW JOE WHARTON

BAYLOR 11, TEXAS LUTHERAN 0
FEB. 13, 1993 • WACO, TEXAS

Texas Lutheran	AB	R	H	BI	Baylor	AB	R	H	BI
Agar, cf	3	0	0	0	Crawford, lf	5	0	3	4
Welma, 3b	3	0	0	0	Wharton, dh	5	0	1	1
Powledge, ss	2	0	0	0	Bohny, 3b	3	0	2	0
Garrison, c	2	0	0	0	Marshall, c	3	0	0	0
Stuewe, rf	3	0	0	0	Jones, lf	0	0	0	0
Alvarado, dh	2	0	0	0	Murphy, rf	3	1	1	0
Johnson, lf	2	0	0	0	Martin, 1b	4	2	1	1
Middlebrook, 1b	2	0	0	0	Trozzo, cf	2	2	1	0
Taylor, 2b	1	0	0	0	Jett, cf	1	1	1	0
Willhaus, p	0	0	0	0	Black, 2b	3	3	2	0
Standley, p	0	0	0	0	Shepherd, ss	3	2	3	4
					Crow, p	0	0	0	0
Totals	20	0	0	0	Totals	33	6	10	6

Texas Lutheran 0 0 0 0 0 0 0 — 0 0 2
Baylor 0 3 5 0 0 3 X — 11 15 1
 E — Standley, Taylor, Bohny. DP — Baylor 2. LOB — Texas Lutheran 3, Baylor 9. 2B — Crawford, Murphy, Shepherd. 3B — Martin. HR — none.
 HBP — Alvarado, Bohny, Garrison. SH — none. SF — none. SB — Trozzo.
 CS — none.

Texas Lutheran	IP	H	R	ER	BB	K
Willhaus (L)	2.0	10	8	7	2	1
Standley	4.0	5	3	3	3	2
Baylor	IP	H	R	ER	BB	K
Crow (W)	5.0	0	0	0	2	3
Wharton (Sv)	2.0	0	0	0	0	2

WP — Crow. HB — Crow 2, Standley. PB — none. T — 2.00. A — 314.

KYLE EVANS

BAYLOR 4, IOWA STATE 0
APRIL 15, 2000 • WACO, TEXAS

Iowa State	AB	R	H	BI	Baylor	AB	R	H	BI
Ferin, cf	3	0	0	0	Bubela, rf	4	1	2	0
Wickham, c	3	0	0	0	Hartshorn, dh	3	0	1	2
Conway, ss	2	0	0	0	Huggins, 1b	4	0	0	0
Runk, lf	3	0	0	0	Shoppach, c	3	0	0	0
O'Brien, 1b	3	0	0	0	Williams, 3b	3	0	0	0
Van Iderstine, rf	3	0	0	0	Saccomanno, 3b	0	0	0	0
Urban, 3b	3	0	0	0	Brewer, ss	4	1	1	0
Allen, dh	2	0	0	0	Dorneman, lf	3	1	1	1
Hampton, 2b	2	0	0	0	Underdown, 2b	2	0	0	0
Somoza, ph	1	0	0	0	Hensley, cf	2	1	0	0
Laesch, p	0	0	0	0	Evans, p	0	0	0	0
Totals	25	0	0	0	Totals	28	4	5	3

Iowa State 0 0 0 0 0 0 0 — 0 0 1
Baylor 0 0 0 0 4 0 0 X — 4 5 1
 E — Hampton, Underdown. DP — Iowa State 1, Baylor 2. LOB — Iowa State 0, Baylor 5. 2B — Bubela 2, Dorneman. 3B — Brewer. HR — none.
 HBP — Williams. SH — Underdown. SF — none. SB — none.
 CS — Conway.

Iowa State	IP	H	R	ER	BB	K
Laesch (L, 3-7)	8.0	5	4	4	3	4
Baylor	IP	H	R	ER	BB	K
Evans (W, 8-0)	9.0	0	0	0	2	5

WP — none. HB — Laesch. PB — Wickham. T — 2.02. A — 2,720.

CORY VANALLEN ZANE CARLSON

BAYLOR 1, LOYOLA MARYMOUNT 0
FEB. 15, 2004 • WACO, TEXAS

LMU	AB	R	H	BI	Baylor	AB	R	H	BI
Lockin, ss	3	0	0	0	Sutton, 2b	3	0	1	0
Pettit, lf	2	0	0	0	Griffin, 3b	3	0	1	1
Oller, dh	3	0	0	0	Ford, dh	3	0	0	0
Koch, c	3	0	0	0	Clements, 1b	2	0	0	0
Cooper, rf	2	0	0	0	Pankratz, rf	2	0	0	0
McGill, 2b	2	0	0	0	Dillon, c	2	0	0	0
Mura, 3b	2	0	0	0	Reynolds, ss	2	0	0	0
Higashi, 1b	0	0	0	0	Mandel, lf	2	0	1	0
Herrera, 1b	0	0	0	0	Fortenberry, cf	1	1	0	0
Fraze, cf	2	0	0	0	VanAllen, p	0	0	0	0
Quaglieri, p	0	0	0	0	Carlson, p	0	0	0	0
Totals	21	0	0	0	Totals	20	1	3	1

LMU 0 0 0 0 0 0 0 — 0 0 0
Baylor 0 0 0 0 0 1 X — 1 3 1
 E — Sutton. DP — none. LOB — LMU 1, Baylor 2. 2B — Mandel. 3B — none.
 HR — none. HBP — none. SH — Pettit. SF — none. SB — none.
 CS — none.

LMU	IP	H	R	ER	BB	K
Quaglieri (L, 0-1)	6.0	3	1	1	1	5
Baylor	IP	H	R	ER	BB	K
VanAllen (W, 1-0)	6.0	0	0	0	0	4
Carlson (Sv, 1)	1.0	0	0	0	0	1

WP — Quaglieri. HB — none. PB — none. T — 1.29. A — 2622.

THE CYCLE


SHANE NOLEN

BAYLOR 12, TEXAS TECH 3
MARCH 10, 1978 • LUBBOCK, TEXAS

STATS:
5-for-6, 3 runs, 4 RBI

PLATE APPEARANCES:

- 1st Inning:** double to center
- 3rd Inning:** no record
- 5th Inning:** triple to center
- 6th Inning:** two-run home run to left-center
- 8th Inning:** single
- 8th Inning:** two-run double



Shane Nolen

MICHAEL GRIFFIN

BAYLOR 15, CENTENARY 1
MAY 6, 2003 • WACO, TEXAS

STATS:
4-for-5, 3 runs, 6 RBI

PLATE APPEARANCES:

- 1st Inning:** RBI double to right-center
- 3rd Inning:** single up the middle
- 4th Inning:** RBI ground out to second
- 6th Inning:** three-RBI triple to right-center
- 7th Inning:** solo home run to left-center



Michael Griffin


JOSH FORD

TEXAS TECH 12, BAYLOR 6
MAY 23, 2004 • LUBBOCK, TEXAS

STATS:
4-for-4, 2 runs, 1 RBI

PLATE APPEARANCES:

- 2nd Inning:** single through left side
- 3rd Inning:** triple to left-center
- 5th Inning:** hit by pitch
- 7th Inning:** solo home run down left-field line
- 8th Inning:** double to left-center




Josh Ford

ALL-AMERICANS

LARRY ISBELL, C

1952 FIRST-TEAM ALL-AMERICA (ABCA)

Baylor's first All-American ... Moved to catcher in 1951 after playing right field as a sophomore in 1950 ... Led Bears and Southwest Conference in batting average in 1951 and 1952 ... Hit .431 in All-America season, which at the time was a school record and still ranks second all-time at Baylor ... Two-time All-Southwest Conference selection ... Also earned All-America honors for Baylor's football team in 1951 and twice earned All-Southwest Conference honors on the gridiron ... 1975 Baylor Athletics Hall of Fame inductee ... 2000 Texas Sports Hall of Fame inductee.



MICKEY SULLIVAN, OF

1953 FIRST-TEAM ALL-AMERICA (ABCA)

1954 FIRST-TEAM ALL-AMERICA (ABCA)


Baylor's first two-time All-American ... Started in left field and led Bears and Southwest Conference in batting average both seasons ... 1954 batting average of .519 remains school record and was the highest single-season average in Southwest Conference history ... Two-time All-Southwest Conference selection ... Also lettered for Baylor's football team ... Returned to Baylor as head coach in 1974 and coached his alma mater to school-record 649 wins over 21 seasons ... 1982 Baylor Athletics Hall of Fame inductee.



STEVE MACKO, SS

1977 FIRST-TEAM ALL-AMERICA (ABCA)

Started at shortstop in 1977 after starting at third base the previous season ... Led Southwest Conference and ranked 22nd nationally with a .417 batting average during All-America season ... 1977 average ranks fourth in school history and is the best at Baylor in the aluminum bat era ... Also ranked ninth nationally and led the SWC with 0.38 doubles per game ... Career .370 batting average remains best in Baylor history ... 1977 All-Southwest Conference selection ... 1977 All-SWC Tournament honoree ... Named all-tournament at 1977 NCAA South Central Regional ... Winner of inaugural Larry Isbell Baylor Most Valuable Player Award in 1977 ... 28th-round draft selection of the San Francisco Giants in 1976 ... Fifth-round draft selection of the Chicago Cubs in 1977 ... Reached Major Leagues with the Cubs in 1979 and appeared in 25 games over two seasons ... 1988 Baylor Athletics Hall of Fame inductee.



Steve Macko


JASON JENNINGS, RHP/DH

1998 FIRST-TEAM ALL-AMERICA (NCBWA, TSN)

1998 THIRD-TEAM ALL-AMERICA (BA, CB)

1999 FIRST-TEAM ALL-AMERICA (CONSENSUS)

The most decorated player in school history ... Joins Mickey Sullivan as the program's only two-time first-team All-American ... First consensus National Player of the Year in Division I history ... Enjoyed a 21-game hitting streak in 1998, tied for fourth-longest in school history ... Led Bears in batting average in 1999 ... Led Big 12 Conference in wins, strikeouts and innings pitched in 1999; also ranked 23rd nationally in ERA and tied for fifth nationally in wins ... Established the following single-season school records in 1999: wins (tied), shutouts (tied), innings pitched and strikeouts ... Set Baylor Big 12 season records for fewest hits allowed per nine innings (6.057), strikeouts per nine innings (11.02) and opponents' batting average (.185) in 1999 ... 1999 Big 12 ERA of 2.54 1999 ranks second in school history among starters ... Also established Baylor Big 12 season record for strikeouts per nine innings for a reliever (13.49) in 1997 ... Baylor career leader in slugging percentage at .615; also ranks sixth in batting average, fourth in home runs, ninth in RBI, tied for eighth in extra-base hits and ninth in total bases ... Ranks third all-time at Baylor with 27 career wins and first with 17 career Big 12 wins ... Also tied for fourth all-time at Baylor in saves ... Established Baylor record with 10 career complete games in Big 12 play and tied school mark with three career shutouts ... Baylor career record holder for strikeouts and ranks second in school history with .230 career opponents' batting average in Big 12 ... 1997 *Baseball America* First-Team Freshman All-America and Big 12 Freshman of the Year ... Earned third-team CoSIDA Academic All-America honors in 1998 and first-team honors in 1999 ... Two-time member of USA Baseball National Team ... Named ABCA all-region in 1997 and 1999 ... Co-Big 12 Player of the Year in 1998 and consensus in 1999 ... Three-time first-team All-Big 12 Conference and Academic All-Big 12 selection ... Four-time Big 12 Pitcher of the Week ... 1999 Big 12 all-tournament ... 1999 NCAA Waco Regional Most Outstanding Player ... 1999 Ted Lyons Baylor Most Valuable Pitcher ... First-round draft pick of the Colorado Rockies ... Reached Major Leagues with Rockies in 2001 and earned National League Rookie of the Year honors the following season.



YEAR	GP-GS	AVG	AB	R	H	2B	3B	HR	RBI	SLG	BB	K	SB-SBA
1997	49-36	.304	158	25	48	13	0	4	35	.462	23	22	2-2
1998	58-53	.327	211	42	69	14	0	18	58	.649	21	26	0-0
1999	65-65	.386	233	52	90	14	0	17	68	.665	49	35	1-2
Totals	172-154	.344	602	119	207	41	0	39	161	.606	93	83	3-4


YEAR	ERA	W-L	G/GS	CG	SHO	SV	IP	H	R	ER	BB	K	WP	HB
1997	2.90	3-5	27/0	0	0	10	49.2	34	24	16	22	79	6	3
1998	5.08	11-4	20/16	6	0	2	117.0	123	83	66	53	126	15	7
1999	2.58	13-2	22/18	9	3	1	146.2	102	50	42	50	172	12	2
Totals	3.56	27-11	69/34	15	3	13	313.1	259	157	124	125	377	33	12

CHAD HAWKINS, RHP

2000 FIRST-TEAM ALL-AMERICA (TSN)

2000 THIRD-TEAM ALL-AMERICA (BA, CB, ABCA, NCBWA)

Ace of Baylor's pitching staff during 2000 Big 12 Conference championship season ... Led Big 12 and ranked third nationally with 1.82 ERA ... Second-lowest single-season ERA by a Baylor pitcher in aluminum bat era and ninth-lowest in school history ... Posted a 2.04 ERA in Big 12 play, a school record for starters ... Also led conference with eight wins (second in school history) and tied for conference lead with six complete games (school record) in league play ... Career ERA sixth all-time at Baylor ... School record 2.72 ERA in Big 12 play ... One of only 12 pitchers in Baylor history to amass 200-plus career strikeouts ... Career .239 opponents' batting average in Big 12 play ranks fourth in school history ... 2000 ABCA All-Midwest Region honoree and Big 12 Conference Pitcher of the Year ... Two-time All-Big 12 selection ... Named Big 12 Pitcher of the Week Feb. 28, 2000 ... 1999 Big 12 All-Tournament ... 2000 Ted Lyons Baylor Most Valuable Pitcher Award winner ... First-round draft selection of the Texas Rangers.




YEAR	ERA	W-L	G/GS	CG	SHO	SV	IP	H	R	ER	BB	K	WP	HB
1999	3.89	7-3	21/16	4	0	3	115.2	114	60	50	27	108	14	11
2000	1.82	11-5	16/16	7	1	0	123.1	99	36	25	36	106	5	5
Totals	2.85	18-8	37/32	11	1	3	238.3	213	96	75	63	214	19	16

ALL-AMERICANS

KELLY SHOPPACH, C

2001 FIRST-TEAM ALL-AMERICA (CONSENSUS)

Two-year starter at catcher ... Arguably best catcher in school history ... 2001 season included a 28-game hitting streak, the second-longest all-time at Baylor ... Established Baylor single-season records for a catcher of 93 hits, 69 RBI and .463 on base percentage ... Had 32 RBI in Big 12 play, tied for third in school history and one RBI shy of single-season mark ... Seventh on Baylor's career slugging percentage chart at .576 ... Inaugural winner of Johnny Bench Award as nation's top collegiate catcher in 2001 ... Also won Easton Defensive Player of the Year Award ... ABCA first-team all-region honoree and Big 12 Conference Player of the Year ... Two-time Big 12 all-conference and all-tournament selection ... Earned all-tournament honors at 2001 NCAA Houston Regional ... Named MVP at 2001 Astros College Classic ... Second-round draft selection of the Boston Red Sox ... Reached Major Leagues with Red Sox in 2005.



YEAR	GP-GS	AVG	AB	R	H	2B	3B	HR	RBI	SLG	BB	K	SB-SBA
1999	30-21	.222	72	12	16	5	0	4	13	.458	9	21	1-1
2000	59-57	.296	199	51	59	14	1	10	39	.528	36	50	4-4
2001	61-61	.397	234	51	93	20	2	12	69	.654	24	52	4-6
Totals	150-139	.333	505	114	168	39	3	26	121	.576	69	123	9-11


DAVID MURPHY, OF

2003 FIRST-TEAM ALL-AMERICA (ABCA, BA, NCBWA)

Three-year starter in right field ... Led nation with 121 hits and tied for second nationally with 84 runs scored in 2003 ... Led the Big 12 Conference and ranked 19th nationally with a .413 batting average that season ... Enjoyed a 21-game hitting streak which still ties for the fourth-longest in Baylor history ... Hit .411 in Big 12 play, second all-time at Baylor, while overall average ranked sixth in Baylor single-season records book ... Established school record for hits in a season, while runs total ranked second ... Career .346 batting average ranks third all-time at Baylor ... Ranks 10th on Baylor's career hits list ... Earned first-team All-America honors from three of four national organizations ... 2003 ABCA first-team all-region and first-team All-Big 12 honoree ... Earned all-tournament honors at 2003 Big 12 Tournament ... Named all-tournament and most outstanding player at 2003 NCAA Hattiesburg Regional ... First-round draft selection of the Boston Red Sox, Baylor's first position player drafted in the first round.



YEAR	GP-GS	AVG	AB	R	H	2B	3B	HR	RBI	SLG	BB	K	SB-SBA
2001	60-54	.271	199	34	54	16	3	5	37	.457	29	33	9-9
2002	47-45	.318	173	29	55	10	4	6	38	.526	19	23	2-4
2003	68-68	.413	293	84	121	18	4	11	67	.614	42	22	3-5
Totals	175-167	.346	665	147	230	44	11	22	142	.544	90	78	14-18



David Murphy and Chris Durbin

KRIS LAMBERT, LHP

1997 THIRD-TEAM ALL-AMERICA (NCBWA)

YEAR	ERA	W-L	G/GS	CG	SHO	SV	IP	H	R	ER	BB	K	WP	HB
1994	7.55	1-2	22/3	0	0	1	39.1	39	38	33	36	42	7	3
1995	5.02	3-5	17/15	0	0	0	80.2	87	56	45	41	65	6	5
1996	3.67	10-5	21/14	8	1	1	108.0	101	51	44	41	81	8	6
1997	4.35	8-6	19/16	4	0	0	109.2	111	68	53	36	104	9	7
Totals	5.15	22-18	79/48	12	1	2	336.5	338	213	175	154	292	30	21

CHARLEY CARTER, 1B

1998 SECOND-TEAM ALL-AMERICA (ABCA)

1998 THIRD-TEAM ALL-AMERICA (CB)

YEAR	GP-GS	AVG	AB	R	H	2B	3B	HR	RBI	SLG	BB	K	SB-SBA
1998	62-62	.402	246	57	99	24	2	21	86	.772	27	27	1-4
Totals	62-62	.402	246	57	99	24	2	21	86	.772	27	27	1-4

KIP WELLS, RHP

1998 SECOND-TEAM ALL-AMERICA (BA)

1998 THIRD-TEAM ALL-AMERICA (ABCA, CB)

YEAR	ERA	W-L	G/GS	CG	SHO	SV	IP	H	R	ER	BB	K	WP	HB
1996	6.27	5-6	15/11	2	0	0	79.0	90	66	55	38	74	10	10
1997	6.35	3-4	17/15	0	0	0	79.1	105	82	56	51	79	9	5
1998	3.71	13-4	20/19	4	0	0	123.2	121	65	51	44	135	11	3
Totals	5.44	21-14	52/45	6	0	0	281.3	316	213	162	133	288	30	18

ERIC NELSON, 2B

1999 THIRD-TEAM ALL-AMERICA (BA)

YEAR	GP-GS	AVG	AB	R	H	2B	3B	HR	RBI	SLG	BB	K	SB-SBA
1996	44-41	.331	160	42	53	12	2	0	29	.431	33	32	3-7
1997	55-55	.368	242	46	89	16	4	4	46	.517	24	46	20-23
1998	61-61	.317	262	63	83	16	3	13	50	.550	18	50	15-18
1999	65-65	.362	282	77	102	20	6	17	79	.665	26	32	22-25
Totals	225-172	.356	946	228	327	15	15	34	184	.501	79	91	60-73

JON TOPOLSKI, OF

1999 THIRD-TEAM ALL-AMERICA (NCBWA)

YEAR	GP-GS	AVG	AB	R	H	2B	3B	HR	RBI	SLG	BB	K	SB-SBA
1996	58-58	.319	238	68	76	9	6	3	26	.445	39	32	16-22
1997	55-55	.353	238	69	84	13	6	11	46	.597	42	38	13-18
1998	61-61	.344	250	74	86	7	11	19	54	.688	49	48	22-30
1999	65-65	.386	233	52	90	14	0	17	68	.665	49	35	1-2
Totals	239-239	.351	959	263	336	43	23	50	194	.569	179	153	52-72

ZANE CARLSON, RHP

2000 THIRD-TEAM ALL-AMERICA (CB)

YEAR	ERA	W-L	G/GS	CG	SHO	SV	IP	H	R	ER	BB	K	WP	HB
2000	2.28	1-2	24/0	0	0	15	43.1	28	13	11	21	46	5	4
2001	5.45	1-6	24/0	0	0	8	38.0	51	30	23	14	44	13	5
2002	4.00	4-0	10/0	0	0	0	18.0	17	10	8	7	20	5	0
2003	2.61	3-4	30/1	0	0	11	58.2	46	21	17	14	71	5	5
2004	5.35	0-4	23/0	0	0	3	33.2	31	22	20	15	44	8	4
Totals	3.71	9-16	111/1	0	0	37	191.2	173	96	79	71	225	36	18

CHRIS DURBIN, OF

2003 THIRD-TEAM ALL-AMERICA (BA)

YEAR	GP-GS	AVG	AB	R	H	2B	3B	HR	RBI	SLG	BB	K	SB-SBA
2000	40-28	.288	104	17	30	6	1	3	16	.452	15	16	2-5
2001	61-61	.358	260	63	93	25	1	14	57	.623	20	29	11-13
2002	62-62	.352	244	62	86	25	4	6	46	.561	36	36	9-11
2003	67-67	.346	283	94	98	23	4	18	50	.647	42	43	9-14
Totals	230-218	.345	891	236	307	79	10	41	169	.594	112	124	31-43

HONORS



Charley Carter

JOHNNY BENCH AWARD

2001 Kelly Shoppach, C

EASTON DEFENSIVE PLAYER OF THE YEAR

2001 Kelly Shoppach, C

USA BASEBALL NATIONAL TEAM

1988 Pat Combs, P
1997 Jason Jennings, P
1998 Steve Smith (assistant coach)
Jason Jennings, P
Bryan Loeb, C
Jon Topolski, OF
2000 Zane Carlson, P
2003 Michael Griffin, OF
2005 Steve Smith (head coach)
Larry Little (press officer)

GREEK BASEBALL OLYMPIC TEAM

2004 Jared Theodorakos, P



Jared Theodorakos

NATIONAL PLAYER OF THE YEAR

CONSENSUS

1999 Jason Jennings, P/DH

GOLDEN SPIKES AWARD

1999 Jason Jennings, P/DH

DICK HOWSER AWARD

1999 Jason Jennings, P/DH

ROTARY SMITH AWARD

1999 Jason Jennings, P/DH

ALL-AMERICA

CONSENSUS

1999 Jason Jennings, P/DH

2001 Kelly Shoppach, C

AMERICAN BASEBALL COACHES ASSOCIATION

1952 Larry Isbell, C (1st Team)
1953 Mickey Sullivan, OF (1st Team)
1954 Mickey Sullivan, OF (1st Team)
1977 Steve Macko, SS (1st Team)
1998 Charley Carter, 1B (2nd Team)
1998 Kip Wells, P (3rd Team)
1999 Jason Jennings, P/DH (1st Team)
2000 Chad Hawkins, P (3rd Team)
2001 Kelly Shoppach, C (1st Team)
2003 David Murphy, OF (1st Team)

BASEBALL AMERICA

1998 Kip Wells, P (2nd Team)
Jason Jennings, P/DH (3rd Team)
1999 Jason Jennings, P/DH (1st Team)
Eric Nelson, 2B (3rd Team)
2000 Chad Hawkins, P (3rd Team)
2001 Kelly Shoppach, C (1st Team)
2003 Chris Durbin, OF (3rd Team)

COLLEGIATE BASEBALL

1998 Charley Carter, 1B (3rd Team)
Jason Jennings, P/DH (3rd Team)
Kip Wells, P (3rd Team)
1999 Jason Jennings, P/DH (1st Team)
2000 Zane Carlson, P (3rd Team)
Chad Hawkins, P (3rd Team)
2001 Kelly Shoppach, C (1st Team)

NATIONAL COLLEGIATE

BASEBALL WRITERS ASSOCIATION

1996 Marty Crawford, 2B (2nd Team)
1997 Kris Lambert, P (3rd Team)
1998 Jason Jennings, P/DH (1st Team)
1999 Jason Jennings, P/DH (1st Team)
Jon Topolski, OF (3rd Team)
2000 Chad Hawkins, P (3rd Team)
2001 Kelly Shoppach, C (1st Team)
2003 David Murphy, OF (1st Team)

THE SPORTING NEWS

1998 Jason Jennings, P/DH (1st Team)
1999 Jason Jennings, P/DH (1st Team)
2000 Chad Hawkins, P (1st Team)
2001 Kelly Shoppach, C (1st Team)

NATIONAL FRESHMAN OF THE YEAR

COLLEGIATE BASEBALL

2000 Zane Carlson, P

FRESHMAN ALL-AMERICA

BASEBALL AMERICA

1996 Jeremy Dodson, OF (HM)
Jon Topolski, OF (HM)
1997 Jason Jennings, P (1st Team)
2000 Zane Carlson, P (1st Team)

COLLEGIATE BASEBALL

1996 Jeremy Dodson, OF (HM)
Jon Topolski, OF (HM)
1998 Josh Scott, P (HM)
2000 Zane Carlson, P (1st Team)
Mike Huggins, 1B (HM)
2002 Michael Griffin, 3B (HM)
2003 Ryan LaMotta, P (1st Team)
Abe Woody, P (1st Team)
2006 Beamer Weems, SS
2007 Raynor Campbell, 3B

ABCA NATIONAL ASSISTANT COACH OF THE YEAR

2006 Mitch Thompson

CoSIDA NATIONAL ACADEMIC ALL-AMERICAN OF THE YEAR

1998 Charley Carter, 1B

CoSIDA ACADEMIC ALL-AMERICA

1988 Pat Combs, P (1st Team)
1998 Charley Carter, 1B (1st Team)
Jon Topolski, OF (2nd Team)
Jason Jennings (3rd Team)
1999 Jason Jennings, P (1st Team)
Jon Topolski, OF (2nd Team)
2003 Ross Bennett, IF (1st Team)
2006 Zach Dillon, C (1st Team)

CoSIDA ACADEMIC ALL-DISTRICT VI

1998 Charley Carter, 1B
Jason Jennings, P
Jon Topolski, OF
1999 Mark Cogdill, OF
Jason Jennings, P/DH
Eric Nelson, 2B
Jon Topolski, OF
2000 Kyle Evans, P
Preston Underdown, IF
2001 Tim Hartshorn, OF
Justin Taylor, P
2002 Ross Bennett, OF
2003 Ross Bennett, IF (1st Team)
Michael Griffin, IF (2nd Team)
2004 Michael Griffin, IF (1st Team)
2006 Zach Dillon, C (1st Team)
Jeff Mandel, SP/1B (2nd Team)
2007 Matt Czimskey, C (2nd Team)
Tim Jackson, DH (2nd Team)
Jeff Mandel, SP (2nd Team)

NATIONAL PLAYER OF THE WEEK

COLLEGIATE BASEBALL

1998 Jon Topolski, OF (3/23-3/29)
2000 Kyle Evans, P (4/10-4/16)
2002 Jared Theodorakos, P (2/11-2/17)
2004 Cory VanAllen, P (2/8-2/15)

NATIONAL COLLEGIATE BASEBALL WRITERS ASSOCIATION

2004 Josh Ford, DH (5/16-5/23)

COLLEGE BASEBALL INSIDER

2005 Mark McCormick, P (3/15-3/22)

COLLEGE BASEBALL FOUNDATION

2006 Mike Pankratz, OF (5/6-5/12)

ABCA ALL-REGION

1996 Marty Crawford
1997 Jason Jennings, P
1998 Charley Carter, 1B
Jon Topolski, OF
Kip Wells, P
1999 Jason Jennings, P and DH
Eric Nelson, 2B
Jon Topolski, OF
2000 Jaime Bubela, OF
Zane Carlson, P
Kyle Evans, P
Chad Hawkins, P
2001 Chris Durbin, OF
Kelly Shoppach, C
Steven White, P
2002 Ross Bennett, DH (1st Team)
Mike Huggins, 1B (1st Team)
Justin Taylor, P (2nd Team)
2003 Ross Bennett, DH (1st Team)
David Murphy, OF (1st Team)
Chris Durbin, OF (3rd Team)
2004 Josh Ford, DH (2nd Team)
2005 Zach Dillon, DH (2nd Team)
Josh Ford, C (2nd Team)
Mark McCormick, P (2nd Team)
2006 Zach Dillon, C (2nd Team)

HONORS



Kelly Shoppach

CONFERENCE PLAYER OF THE YEAR

BIG 12 CONFERENCE

- 1998 Jason Jennings, P/DH (co-POY)
- 1999 Jason Jennings, P/DH (consensus)
- 2000 Chad Hawkins, P (AAS)
- 2001 Kelly Shoppach, C (consensus)
- 2006 Zach Dillon, C (SAEN)

CONFERENCE COACH OF THE YEAR

SOUTHWEST CONFERENCE

- 1977 Mickey Sullivan
- 1978 Mickey Sullivan
- 1985 Mickey Sullivan
- 1988 Mickey Sullivan
- 1991 Mickey Sullivan

BIG 12 CONFERENCE

- 1998 Steve Smith (AAS, WTH)
- 1999 Steve Smith (DMN)
- 2000 Steve Smith (Big 12)
- 2005 Steve Smith (AAS, DMN, SAEN, WTH)

CONFERENCE NEWCOMER OF THE YEAR

SOUTHWEST CONFERENCE

- 1995 Tim Peters, P

CONFERENCE FRESHMAN OF THE YEAR

BIG 12 CONFERENCE

- 1997 Jason Jennings, P (AAS)
- 2000 Zane Carlson, P (Big 12)
- 2007 Raynor Campbell (DMN)

ALL-CONFERENCE SOUTHWEST CONFERENCE

- 1922 R.M. Crosby, OF
Ted Lyons, P
- 1923 Carl Freeze, P
Ted Lyons, P
F.B. Strickland, 3B
Roy Williamson, OF
- 1924 Ralph Collier, 3B
Carl Freeze, P
Roy Williamson, OF
- 1925 Carl Freeze, P
Jack Jones, C
Bennie Strickland, OF
- 1926 Bennie Strickland, OF
- 1927 Jack Sisco, OF
- 1928 Lowell Douglas, P
Virgil Gilliland, OF
Pete Jones, OF
Johnnie Naylor, OF
Rudy Shelton, P
- 1929 Lowell Douglas, P
- 1931 Jake Wilson, 3B
- 1935 Boyd SoRelle, P
- 1936 Lloyd Russell, SS
Boyd SoRelle, P
- 1937 Lloyd Russell, SS
Boyd SoRelle, P
- 1938 Charles Crenshaw, C
Tommy Fine, P
- 1939 Jimmy Bryce, C
Tommy Fine, P
Jack Lummus, IF
- 1940 James Witt, SS
- 1941 Frank Golden, P
James Witt, SS
- 1942 Manuel Garcia, C
- 1946 Tom Chandler, C
Jack Redding, 2B
- 1947 Hogo Pearson, C
Jack Redding, 2B
Rickey Rowe, P
Chad Sneed, OF
- 1948 Chuck Devereaux, OF
Joe Szekely, C

- 1949 Fred Copeland, P
Chuck Devereaux, OF
Buddy Parker, 3B
Hogo Pearson, C
Joe Szekely, OF
- 1950 Adrian Burk, 1B
Hogo Pearson, C
- 1951 Larry Isbell, C
Buddy Parker, OF
- 1952 Milt Eisenberg, IF
Larry Isbell, C
Mickey Sullivan, OF
- 1953 Bobby Benge, C
Harry Davis, SS
Tyree Newton, IF
Mickey Sullivan, OF
- 1954 Bobby Benge, C
Wayne Connolly, SS
Jerry Dykeman, 3B
Mickey Sullivan, OF
- 1955 Wayne Connolly, SS
Jerry Dykeman, 3B
Jerry Mallett, OF
- 1956 Don Berry, C
Wayne Connolly, SS
Jack Davis, IF
Allen Lucas, OF
- 1957 Jerry Mallett, OF
- 1959 Mel Corbo, 1B
- 1960 Bobby Barnett, P
Jerry Funk, 2B
- 1961 Bobby Barnett, P
Jerry Funk, 2B
Ronnie Goodwin, IF
- 1962 Pete Charton, P
Tommy Letbetter, OF
- 1963 Ronnie Goodwin, IF
- 1964 Jerry Hall, 3B
Donnie Laurence, OF
Henry Perkins, P
- 1965 Jimmy Mallon, OF
Fred Rath, P
- 1967 Rickey Head, IF
- 1968 John Bevil, P
Rusty Clark, OF
- 1970 Skip Balthrop, 2B
John Dodgen, OF
- 1973 Rickey Fox, P
- 1976 Rick Clopton, OF
- 1977 Burl Coker, OF-P
Fritz Connally, 3B
Steve Macko, SS
Shane Nolen, OF
Leonard Woods, OF
- 1978 Burl Coker, OF-P
Fritz Connally, 3B
Shane Nolen, OF
Luke Prestridge, 1B
- 1979 Fritz Connally, 3B
Jon Perlman, P
Luke Prestridge, 1B
- 1980 Fritz Connally, 3B
Gene de los Santos, C
- 1982 Tank Davis, DH
- 1983 Ronnie King, OF
- 1984 Ronnie King, OF
Brad Meyer, 2B
Keith Shepherd, 1B
- 1985 Greg Dennis, SS
Todd Hawkins, C
- 1986 Blaine Beatty, P
Mike Malinak, OF
- 1987 Pat Combs, P
Mike Malinak, OF
- 1988 Pat Combs, P
- 1990 Steve Klifas, SS
Mike Robison, OF
- 1991 Charlie Rigney, C
- 1992 Brian Carpenter, P
- 1993 Jason Marshall, C
Joe Wharton, Util.
- 1995 Tim Peters, P
- 1996 Marty Crawford, 2B
Kris Lambert, P



Kris Lambert

HONORS



Kyle Edens

ALL-CONFERENCE

BIG 12 CONFERENCE

- 1997 Jason Jennings, P (1st Team)
Kris Lambert, P (1st Team)
Brett Bergman, P (2nd Team)
Jon Topolski, OF (2nd Team)
James Blair, OF (HM)
Jeremy Dodson, OF (HM)
Eric Nelson, 2B (HM)
- 1998 Charley Carter, 1B (1st Team)
Jason Jennings, UT (1st Team)
Jon Topolski, OF (1st Team)
Kip Wells, P (1st Team)
James Blair, OF (2nd Team)
- 1999 Jason Jennings, P/DH (1st Team)
Eric Nelson, 2B (1st Team)
Jon Topolski, OF (1st Team)
Chad Hawkins, P (HM)
Matt Williams, 1B (HM)
- 2000 Zane Carlson, P (1st Team)
Kyle Evans, P (1st Team)
Chad Hawkins, P (1st Team)
Jaime Bubela, OF (2nd Team)
Jace Brewer, SS (2nd Team)
Kelly Shoppach, C (2nd Team)
Preston Underdown, 2B (2nd Team)
- 2001 Chris Durbin, OF (1st Team)
Kelly Shoppach, C (1st Team)
Steven White, P (1st Team)
Justin Taylor, P (2nd Team)
Matt Williams, 1B (2nd Team)
Trevor Mote, 2B (HM)
Paul Thorp, P (HM)
- 2002 Ross Bennett, DH (1st Team)
Mike Huggins, 1B (1st Team)
Justin Taylor, SP (1st Team)
Chris Durbin, OF (2nd Team)
Kyle Edens, RP (2nd Team)
Trey Webb, SS (2nd Team)
Jared Theodorakos, SP (HM)
- 2003 Chris Durbin, OF (1st Team)
Michael Griffin, UT (1st Team)
David Murphy, OF (1st Team)
Ross Bennett, DH (2nd Team)
Zane Carlson, RP (2nd Team)
Steven White, SP (2nd Team)
Josh Ford, C (HM)
Ryan LaMotta, RP (HM)
Mark Saccomanno, 1B (HM)
Abe Woody, RP (HM)

- 2004 Reid Brees, OF (2nd Team)
Josh Ford, DH (HM)
Michael Griffin, 3B (HM)
Trey Taylor, SP (HM)
Paul Witt, 2B (HM)
Abe Woody, RP (HM)
- 2005 Zach Dillon, DH (1st Team)
Ryan LaMotta, RP (1st Team)
Mark McCormick, SP (1st Team)
Josh Ford, C (2nd Team)
Cory VanAllen, SP (2nd Team)
Reid Brees, OF (HM)
Michael Griffin, 2B (HM)
Trey Taylor, SP (HM)
Abe Woody, RP (HM)
- 2006 Zach Dillon, C (1st Team)
Beamer Weems, SS (2nd Team)
Seth Fortenberry, OF (HM)
Ryan LaMotta, SP (HM)
- 2007 Beamer Weems, SS (1st Team)
Ben Booker, OF (HM)
Raynor Campbell, 3B (HM)
Nick Cassavechia, RP (HM)
Matt Czimskey, C (HM)
Kendal Volz (HM)

FRESHMAN ALL-CONFERENCE

BIG 12 CONFERENCE

- 2002 Michael Griffin, 3B

ACADEMIC ALL-CONFERENCE

SOUTHWEST CONFERENCE

- 1993 Matt Trozzo
- 1994 John Anderson
Brent Bearden
Derek Darnell
Mac Jones
Mark Jones
Kris Lambert
Eric Lyles
Marc McCartney
Chance Monroe
Mark Murphy
Traynor Reiteameier
Josh Shier
Brent Shepherd
Sean Sweeney
Matt Trozzo
James Vilade

- 2001 Keith Ellison (1st Team)
Tim Hartshorn (1st Team)
Justin Spooner (1st Team)
Justin Taylor (1st Team)
Mike Huggins (2nd Team)
Steven White (2nd Team)
- 2002 Ross Bennett (1st Team)
Tim Hartshorn (1st Team)
Paul Richmond (1st Team)
Justin Taylor (1st Team)
Steven White (1st Team)
Mike Huggins (2nd Team)
- 2003 Ross Bennett (1st Team)
Zach Dillon (1st Team)
Michael Griffin (1st Team)
Sean Walker (1st Team)
Steven White (1st Team)
Trey Taylor (2nd Team)
Paul Witt (2nd Team)
- 2004 Tyler Bullock (1st Team)
Zach Dillon (1st Team)
Michael Griffin (1st Team)
Ryan LaMotta (1st Team)
Andy Pape (1st Team)
Sean Walker (1st Team)
Jared Clements (2nd Team)
Kevin Sevigny (2nd Team)
- 2005 Zach Dillon (1st Team)
Michael Griffin (1st Team)
Ryan LaMotta (1st Team)
Sean Walker (1st Team)
Jeff Mandel (2nd Team)
- 2006 Zach Dillon (1st Team)
Jeff Mandel (1st Team)
Andy Pape (1st Team)
Kevin Russo (1st Team)
Ryan LaMotta (2nd Team)
Mike Pankratz (2nd Team)
- 2007 Matt Czimskey (1st Team)
Tim Jackson (1st Team)
Wade Mackey (1st Team)
Jeff Mandel (1st Team)
Tim Matthews (1st Team)
Andy Pape (1st Team)
Matt Sodalak (1st Team)

BIG 12 CONFERENCE

- 1997 Jason Jennings (1st Team)
Matthew Marcom (1st Team)
Eric Nelson (1st Team)
Jon Topolski (1st Team)
- 1998 Charley Carter (1st Team)
Jason Jennings (1st Team)
Matthew Marcom (1st Team)
Eric Nelson (1st Team)
Jon Topolski (1st Team)
Preston Underdown (1st Team)
- 1999 Mark Cogdill (1st Team)
Kyle Evans (1st Team)
Jason Jennings (1st Team)
Eric Nelson (1st Team)
Jon Topolski (1st Team)
Preston Underdown (1st Team)
Justin Taylor (HM)
- 2000 Ross Bennett (1st Team)
Kyle Evans (1st Team)
Tim Hartshorn (1st Team)
Joe Ratliff (1st Team)
Preston Underdown (1st Team)
Jaime Bubela (2nd Team)
Mike Huggins (2nd Team)
Nolan Leinweber (2nd Team)
Mark Saccomanno (2nd Team)
Justin Taylor (2nd Team)



Michael Griffin

HONORS

BIG 12 CONFERENCE POSTGRADUATE SCHOLARSHIP

2002 Tim Hartshorn
2003 Ross Bennett

CONFERENCE PITCHER OF THE WEEK

BIG 12 CONFERENCE

1997 Kris Lambert, SP (3/3-3/9)
1998 Jason Jennings, SP (3/2-3/8)
1999 Jason Jennings, SP (2/8-2/14)
Jason Jennings, SP (3/22-3/28)
Jason Jennings, SP (3/29-4/4)
2000 Chad Hawkins, SP (2/21-2/27)
Kyle Evans, SP (4/10-4/16)
Kyle Evans, SP (4/24-4/30)
2001 Steven White, SP (2/5-2/11)
2002 Jared Theodorakos, SP (2/11-2/17)
Steven White, SP (3/4-3/10)
2004 Cory VanAllen, SP (2/8-2/15)
Mark McCormick, SP (3/14-3/21)
2005 Cory VanAllen, SP (2/7-2/13)
Cory VanAllen, SP (2/14-2/20)
Mark McCormick, SP (2/28-3/6)
Mark McCormick, SP (3/14-3/20)
Abe Woody, RP (5/9-5/15)
Mark McCormick, SP (5/16-5/22)
2006 Ryan LaMotta, SP (4/3-4/9)
2007 Wade Mackey, SP (5/7-5/13)

CONFERENCE PLAYER OF THE WEEK

SOUTHWEST CONFERENCE

1995 Aaron Lineweaver, P (2/20-2/26)
Scott Morrison, SS (3/13-3/19)
1996 Marty Crawford, 2B (2/26-3/3)
Marty Crawford, 2B (3/11-3/17)
Kris Lambert, P (3/18-3/24)
Kris Lambert, P (5/13-5/19)

BIG 12 CONFERENCE

1997 Jon Topolski, OF (4/7-4/13)
1998 Charley Carter, 1B (2/16-2/22)
Charley Carter, 1B (3/9-3/15)
Jon Topolski, OF (3/23-3/29)
2000 Jaime Bubela, OF (3/5-3/12)
2001 Mike Huggins, 1B (2/12-2/18)
Matt Williams, 3B (3/19-3/25)
2002 Tim Hartshorn, OF (1/25-2/10)
Mike Huggins, 1B (2/25-3/3)
Mike Huggins, 1B (4/22-4/28)
2003 Chris Durbin, OF (2/17-2/23)
Ross Bennett, DH (2/24-3/2)
Chris Durbin, OF (4/22-4/28)
2004 Josh Ford, DH (3/14-3/20)
Michael Griffin, 3B (3/28-4/3)
Paul Witt, 2B (5/9-5/15)
Josh Ford, DH (5/16-5/22)
2006 Chase Gerdes, OF (3/12-19)
2007 Beamer Weems, SS (3/26-4/1)

CONFERENCE ALL-TOURNAMENT

SOUTHWEST CONFERENCE

1977 Sammy Bickham, P
Burl Coker, OF/P
Steve Macko, SS
1978 Burl Coker, P
Fritz Connally, 3B
Shane Nolen, OF
Manuel Ordonez, 2B
1979 Fritz Connally, 3B
1985 Greg Dennis, SS
Tony Huey, OF
1986 Blaine Beatty, P
Todd Hawkins, C
Steve Jarvie, DH
Mike Malinak, OF
Keith Shepherd, IF
1988 Pat Combs, P
Joe Guidry, OF
1996 Kris Lambert, P

BIG 12 CONFERENCE

1998 Charley Carter, 1B
1999 Chad Hawkins, P
Anthony Hensley, OF
Jason Jennings, P
2000 Jace Brewer, SS
Jaime Bubela, OF
Kyle Evans, P
Kelly Shoppach, C
2001 Kelly Shoppach, C
2003 Zane Carlson, RP
Josh Ford, C
Mark McCormick, SP
David Murphy, OF
Mark Saccomanno, 1B
Steven White, SP
2004 Mike Pankratz, OF
2005 Michael Griffin, 2B
Ryan LaMotta, RP
2006 Seth Fortenberry, OF
Beamer Weems, SS
2007 Matt Czimskey, DH
Kendal Volz, SP
Beamer Weems, SS

NCAA REGIONAL

ALL-TOURNAMENT

1977 Jaime Cocanower, P
Fritz Connally, 3B
Mike Czimskey, C
Steve Macko, SS
Shane Nolen, OF
Luke Prestridge, 1B
John Schott, P *
1978 Fritz Connally, 3B *
Bill Crosby, SS
Mike Johanson, OF
Shane Nolen, P/OF
Manuel Ordonez, 2B
Jon Perlman, P
Luke Prestridge, 1B
1999 Jaime Bubela, OF
Jason Jennings, P *
Bryan Loeb, C
Josh Scott, P
Preston Underdown, 3B
2001 Chris Durbin, OF
Trevor Mate, 2B
Josh Scott, P
Kelly Shoppach, C
2002 Mike Huggins, 1B
Paul Richmond, C
Trey Webb, SS
2003 Michael Griffin, 3B
Ryan LaMotta, RP
David Murphy, OF *
Mark Saccomanno, 1B
Trey Webb, SS
2005 Zach Dillon, C
Seth Fortenberry, OF
Chase Gerdes, OF
Michael Griffin, 2B
Jeff Mandel, 1B/P
Paul Witt, SS *
2006 Zach Dillon, C
Ryan LaMotta, SP
Kevin Russo, 2B
Beamer Weems, SS
2007 Shaver Hansen, 2B
Randall Linebaugh, SP
Matt Sodalak, DH
Beamer Weems, SS

* - most outstanding player



Cory VanAllen

REGULAR-SEASON TOURNAMENT MVP

2001 Kelly Shoppach, C
(Astros College Classic)
2002 Tim Hartshorn, OF
(Astros College Classic)
2003 Michael Griffin, OF
(Minute Maid Park College Classic)
2007 Jeff Mandel, SP
(Quala-T Imprints Baylor Classic)

TEAM HONORS

AWARD FOR ACADEMIC EXCELLENCE

AWARDED BY COACHING STAFF

1995 (Fall)	Chad Pechacek
1996 (Spring)	Matthew Marcom
1996 (Fall)	Jake Baskin
1997 (Spring)	Jon Topolski
1997 (Fall)	Jeremy Dodson
1998 (Spring)	Preston Underdown
1998 (Fall)	Tim Hartshorn
1999 (Spring)	Mark Outlaw
1999 (Fall)	Kyle Evans
2000 (Spring)	Nolan Leinweber
2000 (Fall)	Ross Bennett
2001 (Spring)	Ross Bennett
2001 (Fall)	Eric Errante
	Steven White
2002 (Spring)	Justin Taylor
2002 (Fall)	Michael Griffin
2003 (Spring)	Zach Dillon
2003 (Fall)	Mike Heldoorn
2004 (Spring)	Zach Dillon
2004 (Fall)	Andy Pape
2005 (Spring)	Seth Fortenberry
2005 (Fall)	Jeff Mandel
2006 (Spring)	Kevin Sevigny
2006 (Fall)	Tim Hartland
2007 (Spring)	Jake Weghorst
2007 (Fall)	Andrew Cooley
	Chris Slater
	Kendal Volz

LARRY ISBELL MOST VALUABLE PLAYER

POINT TOTALS IN KEY STATISTICAL CATEGORIES

1977	Steve Macko
1978	Burl Coker
1979	Fritz Connally
1980	Gene de los Santos
1981	Jeff Mallett
1982	<i>no award</i>
1983	Stan Hilton
1984	Ronnie King
1985	Greg Dennis
1986	Mike Malinak/Blaine Beatty
1987	Pat Combs
1988	Bruce Aguilar
1989	<i>no award</i>
1990	Scott Ruffcorn
1991	Charlie Rigney
1992	Brian Carpenter
1993	Joe Wharton
1994	Brent Bearden
1995	Marty Crawford
1996	Marty Crawford
1997	Jon Topolski
1998	Charley Carter
1999	Eric Nelson
2000	Jace Brewer
2001	Kelly Shoppach
2002	Mike Huggins/Trey Webb
2003	David Murphy
2004	Michael Griffin
2005	Josh Ford
2006	Zach Dillon
2007	Beamer Weems

TED LYONS MOST VALUABLE PITCHER

POINT TOTALS IN KEY STATISTICAL CATEGORIES

1995	Tim Peters
1996	Kris Lambert
1997	Kris Lambert
1998	Kip Wells
1999	Jason Jennings
2000	Chad Hawkins
2001	Justin Taylor
2002	Justin Taylor
2003	Steven White
2004	Trey Taylor
2005	Ryan LaMotta
2006	Ryan LaMotta
2007	Nick Cassavechia
	Jeff Mandel

THORNTON STERLING PLAYER OF THE YEAR

AWARDED BY HEART OF THE ORDER

2003	Chris Durbin
2004	Abe Woody
2005	Josh Ford
2006	Zach Dillon
2007	Beamer Weems

JUDGE FRED "RED" HARRIS 110 PERCENT AWARD

AWARDED BY PLAYERS

1977	Burl Coker
1978	Burl Coker
1979	<i>unknown</i>
1980	<i>unknown</i>
1981	<i>unknown</i>
1982	Steve Smith
1983	Steve Smith
1984	<i>unknown</i>
1985	Kyle Todd
1986	Darrell Thorley
1987	<i>unknown</i>
1988	<i>unknown</i>
1989	<i>unknown</i>
1990	Jeff Kilgore
1991	Mike Robinson
1992	<i>unknown</i>
1993	James Vilade
1994	Marty Crawford
1995	Shane Davis
1996	Lance Lacy
1997	John Anderson
1998	Chip Parrish
1999	Denver Fredenburg
2000	Kyle Evans
2001	Ron Zboril
2002	Justin Spooner
2003	David Murphy
2004	Cody Hall
2005	Reid Brees
2006	Zach Dillon
2007	Jeff Mandel




Ryan LaMotta



Zach Dillon

MAJOR LEAGUE BASEBALL



David Murphy

Over the past 100 years, 34 former Baylor players have appeared on major league rosters. Foremost among the Baylor alumni in the pros is Ted Lyons, who was elected to the Baseball Hall of Fame in 1955 after pitching 21 seasons in the big leagues, all with the Chicago White Sox.

More recently, Jason Jennings was awarded with the 2002 National League Rookie of the Year award after a 16-8, 4.52 campaign in his first full season in the majors. When Jennings reached the big leagues in late 2001, he joined former Baylor teammate Kip Wells, who came up with the Chicago White Sox in 1999. Like Jennings, Wells was a first-round pick; the White Sox chose him with the 16th-overall selection in 1998 after his junior season at Baylor.

At the start of 2008 Spring Training, four former Bears were on Major League rosters: Jennings and David Murphy (Texas Rangers), Kelly Shoppach (Cleveland Indians) and Wells (Colorado Rockies).

Baylor has had at least one player selected in 29 of the last 30 Major League Baseball drafts, dating back to 1976. At least one Bear has been taken in every draft since 1991.

BAYLOR FIRST-ROUND DRAFT PICKS

YEAR	PLAYER	TEAM	OVERALL SELECTION
1979	Jon Perlman, RHP	Chicago Cubs	12th overall
1983	Stan Hilton, RHP	Oakland A's	5th overall
1988	Pat Combs, LHP	Philadelphia Phillies	11th overall
1991	Scott Ruffcorn, RHP	Chicago White Sox	25th overall
1998	Kip Wells, RHP	Chicago White Sox	16th overall
1999	Jason Jennings, RHP	Colorado Rockies	16th overall
2000	Chad Hawkins, RHP	Texas Rangers	39th overall (supplemental)
2003	David Murphy, OF	Boston Red Sox	17th overall
2005	Mark McCormick, RHP	St. Louis Cardinals	43rd overall (supplemental)



Mark McCormick

BAYLOR ON WORLD SERIES TEAMS

PLAYER	YEAR	TEAM	WORLD SERIES NUMBERS
Dave Danforth	1911	Philadelphia A's	did not appear
Dave Danforth	1917	Chicago White Sox	0-0, 18.00, 1 G, 1.0 IP, 2 ER, 2 K
Dave Danforth	1919	Chicago White Sox	did not appear
Mule Watson	1923	New York Giants	0-0, 13.50, 1 G, 2.0 IP, 3 ER, 1 K
Mule Watson	1924	New York Giants	0-0, 0.00, 1 G, 0.2 IP, 0 ER, 0
Ted Uhlaender	1965	Minnesota Twins	did not appear
Ted Uhlaender	1972	Cincinnati Reds	did not appear
Lee Tunnell	1987	St. Louis Cardinals	0-0, 2.08, 2 G, 4.1 IP, 1 ER, 1 K

FORMER BEARS BY MAJOR LEAGUE BASEBALL TEAM

ATLANTA/MILWAUKEE/ BOSTON BRAVES	CHICAGO CUBS	CLEVELAND INDIANS	MINNESOTA TWINS/ WASHINGTON SENATORS	PHILADELPHIA PHILLIES
Seth Morehead 1961	Fritz Connally 1983	Jon Perlman 1988	Buzz Dozier 1947, 49	Pat Combs 1989-92
Mule Watson 1920-23	Steve Macko 1979-80	Lloyd Russell 1938	Larry Drake 1948	Jacke Davis 1962
	Seth Morehead 1959-60	Kelly Shoppach 2006-07	Lee Tunnell 1970-71	Seth Morehead 1957-59
	Ken Patterson 1992	Ted Uhlaender 1972	Ted Uhlaender 1965-69	Scott Ruffcorn 1997
	Jon Perlman 1985	Denney Wilie 1915		Lee Tunnell 1982-85
BALTIMORE ORIOLES/ ST. LOUIS BROWNS	CHICAGO WHITE SOX	COLORADO ROCKIES	NEW YORK METS	PITTSBURGH PIRATES
Matt Batts 1951	Matt Batts 1954	Jason Jennings 2001-06	Blaine Beatty 1989, 91	Mule Watson 1920
Fritz Connally 1985	Dave Danforth 1916-19			Kip Wells 2002-06
Dave Danforth 1922-25	Jake Freeze 1925	DETROIT TIGERS	NEW YORK YANKEES	ST. LOUIS CARDINALS
Tommy Fine 1950	Ted Lyons 1923-42, '46	Matt Batts 1952-54	Jack Little 1912	Lee Tunnell 1987
	Ken Patterson 1988-91	Dean Crow 1998	OAKLAND/PHILADELPHIA ATHLETICS	Kip Wells 2007
BOSTON RED SOX	Fred Rath 1968-69	HOUSTON ASTROS	Dave Danforth 1911-12	Denney Wilie 1911-12
Matt Batts 1947-51	Scott Ruffcorn 1993-96	Jason Jennings 2007	Larry Drake 1945	SAN FRANCISCO/ NEW YORK GIANTS
Pete Charlton 1964	Kip Wells 1999-01		Slim Harrell 1912	Jon Perlman 1987
Tommy Fine 1947	CINCINNATI REDS	MILWAUKEE BREWERS	Bill Stellbauer 1916	Mule Watson 1923-24
Jerry Mallett 1959	Matt Batts 1955-56	Andy Beene 1983-84	Mule Watson 1918-19	SEATTLE MARINERS
David Murphy 2006-07	Joe Szekley 1953	Jaime Cocanower 1983-86		Jaime Bubela 2005
Kelly Shoppach 2005	Ted Uhlaender 1972		TEXAS RANGERS	
CALIFORNIA ANGELS			Kip Wells 2006	
Ken Patterson 1993-94			David Murphy 2007	

MAJOR LEAGUE BASEBALL

MATT BATTS

C • BAYLOR • 1943-1947

BOSTON RED SOX (1947-1951); ST. LOUIS BROWNS (1951);
DETROIT TIGERS (1952-54); CHICAGO WHITE SOX (1954);
CINCINNATI REDS (1955-56)

Yr	Team	AVG	G	AB	R	H	2B	3B	HR	RBI
1947	BOS (AL)	.500	7	16	3	8	1	0	1	5
1948	BOS (AL)	.314	46	118	13	37	12	0	1	24
1949	BOS (AL)	.242	60	157	23	38	9	1	3	31
1950	BOS (AL)	.273	75	238	27	65	15	3	4	34
1951	BOS/SL	.285	90	277	27	79	18	1	5	33
1952	DET (AL)	.237	56	173	11	41	4	1	3	13
1953	DET (AL)	.278	116	374	38	104	24	3	6	43
1954	DET/CHI	.235	67	179	17	42	8	1	3	24
1955	CIN (NL)	.254	26	71	4	18	4	1	0	13
1956	CIN (NL)	.000	3	2	0	0	0	0	0	0
Totals (10 yrs)		.269	546	1605	163	432	95	11	26	220

BLAINE BEATTY

LHP • BAYLOR • 1985-1986

NEW YORK METS (1989, 1991)

Yr	Team	ERA	W-L	G/GS	CG	SHO	SV	IP	BB	SO
1989	NY (NL)	1.50	0-0	2/1	0	0	0	6.0	2	3
1991	NY (NL)	2.79	0-0	5/0	0	0	0	9.2	4	7
Totals (2 yrs)		2.30	0-0	7/1	0	0	0	15.2	6	10

ANDY BEENE

RHP • BAYLOR • 1976-1979

MILWAUKEE BREWERS (1983-84)

Yr	Team	ERA	W-L	G/GS	CG	SHO	SV	IP	BB	SO
1983	MIL (AL)	4.50	0-0	1/0	0	0	0	2.0	1	0
1984	MIL (AL)	11.09	0-2	5/3	0	0	0	18.2	9	11
Totals (2 yrs)		10.45	0-2	6/3	0	0	0	20.2	10	11

JAIME BUBELA

OF • BAYLOR • 1999-2000

SEATTLE MARINERS (2005)

Yr	Team	AVG	G	AB	R	H	2B	3B	HR	RBI
2005	SEA (AL)	.105	11	19	3	2	0	0	0	0
Totals (1 yr)		.105	11	19	3	2	0	0	0	0

PETE CHARTON

RHP • BAYLOR • 1962-64

BOSTON RED SOX (1964)

Yr	Team	ERA	W-L	G/GS	CG	SHO	SV	IP	BB	SO
1964	BOS (AL)	5.26	0-2	25/5	0	0	0	65.0	24	37
Totals (1 yr)		5.26	0-2	25/5	0	0	0	65.0	24	37

JAIME COCANOWER

RHP • BAYLOR • 1977-1978

MILWAUKEE BREWERS (1983-86)

Yr	Team	ERA	W-L	G/GS	CG	SHO	SV	IP	BB	SO
1983	MIL (AL)	1.80	2-0	5/3	1	0	0	30.0	12	8
1984	MIL (AL)	4.02	8-16	33/27	1	0	0	174.2	78	65
1985	MIL (AL)	4.33	6-8	24/15	3	1	0	116.1	73	44
1986	MIL (AL)	4.43	0-1	17/2	0	0	0	44.2	38	22
Totals (4 yrs)		3.99	16-25	79/47	5	1	0	365.2	201	139

BLAINE BEATTY

LHP • BAYLOR • 1985-1986

PHILADELPHIA PHILLIES (1989-1992)

Yr	Team	ERA	W-L	G/GS	CG	SHO	SV	IP	BB	SO
1989	PHI (NL)	2.09	4-0	6/6	1	1	0	38.2	6	30
1990	PHI (NL)	4.07	10-10	32/31	3	2	0	183.1	86	108
1991	PHI (NL)	4.90	2-6	14/13	1	0	0	64.1	43	41
1992	PHI (NL)	7.71	1-1	4/4	0	0	0	18.2	12	11
Totals (4 yrs)		4.22	17-17	56/54	5	3	0	305.0	147	190

FRITZ CONNALLY

IF • BAYLOR • 1977-1980

CHICAGO CUBS (1983); BALTIMORE ORIOLES (1985)

Yr	Team	AVG	G	AB	R	H	2B	3B	HR	RBI
1983	CHI (NL)	.100	8	10	0	1	0	0	0	0
1985	BAL (AL)	.232	50	112	16	26	4	0	3	15
Totals (2 yrs)		.221	58	122	16	27	4	0	3	15

DEAN CROW

RHP • BAYLOR • 1993

DETROIT TIGERS (1998)

Yr	Team	ERA	W-L	G/GS	CG	SHO	SV	IP	BB	SO
1998	DET (AL)	3.94	2-2	32/0	0	0	0	45.2	16	18
Totals (1 yr)		3.94	2-2	32/0	0	0	0	45.2	16	18

DAVE DANFORTH

LHP • BAYLOR • 1911

PHILADELPHIA ATHLETICS (1911-1912); CHICAGO WHITE SOX (1916-1919); ST. LOUIS BROWNS (1922-1925)

Yr	Team	ERA	W-L	G/GS	CG	SHO	SV	IP	BB	SO
1911	PHI (AL)	3.74	4-1	14/2	1	0	1	33.2	17	21
1912	PHI (AL)	3.98	0-0	3/0	0	0	0	20.1	12	8
1916	CHI (AL)	3.27	6-5	28/8	1	0	2	93.2	37	49
1917	CHI (AL)	2.65	11-6	50/9	1	1	9	173.0	74	79
1918	CHI (AL)	3.43	6-15	39/11	5	0	2	139.0	40	48
1919	CHI (AL)	7.78	1-2	15/1	0	0	1	41.2	20	17
1922	SL (AL)	3.28	5-2	20/10	3	0	1	79.2	38	48
1923	SL (AL)	3.94	16-14	38/26	16	0	1	226.1	87	96
1924	SL (AL)	4.51	15-12	41/27	11	1	4	219.2	69	65
1925	SL (AL)	4.36	7-9	38/15	5	0	2	159.0	61	53
Totals (10 yrs)		3.89	71-66	286/109	43	2	23	1186.0	455	484

JACKE DAVIS

OF • BAYLOR • 1956-1957

PHILADELPHIA PHILLIES (1962)

Yr	Team	AVG	G	AB	R	H	2B	3B	HR	RBI
1962	PHI (NL)	.213	48	75	9	16	0	1	1	6
Totals (1 yr)		.213	48	75	9	16	0	1	1	6

BUZZ DOZIER

RHP • BAYLOR • 1943-1945

WASHINGTON SENATORS (1947, 1949)

Yr	Team	ERA	W-L	G/GS	CG	SHO	SV	IP	BB	SO
1947	WASH (AL)	0.00	0-0	2/0	0	0	0	4.2	1	2
1949	WASH (AL)	11.37	0-0	2/0	0	0	0	6.1	6	1
Totals (2 yrs)		6.55	0-0	4/0	0	0	0	11.0	7	3

LARRY DRAKE

OF • BAYLOR • 1941-1944

PHILADELPHIA ATHLETICS (1945); WASHINGTON SENATORS (1948)

Yr	Team	AVG	G	AB	R	H	2B	3B	HR	RBI
1945	PHI (AL)	.000	1	2	0	0	0	0	0	0
1948	WASH (AL)	.286	4	7	0	2	0	0	0	1
Totals (2 yrs)		.222	5	9	0	2	0	0	0	1

TOMMY FINE

RHP • BAYLOR • 1937-1939

BOSTON RED SOX (1947), ST. LOUIS BROWNS (1950)

Yr	Team	ERA	W-L	G/GS	CG	SHO	SV	IP	BB	SO
1947	BOS (AL)	5.50	1-2	9/7	1	0	0	36.0	19	10
1950	SL (AL)	8.10	0-1	14/0	0	0	0	36.2	25	6
Totals (2 yrs)		4.42	1-3	23/7	1	0	0	72.2	44	16

JAKE FREEZE

RHP • BAYLOR • 1923-1925

CHICAGO WHITE SOX (1925)

Yr	Team	ERA	W-L	G/GS	CG	SHO	SV	IP	BB	SO
1925	CHI (AL)	2.45	0-0	2/0	0	0	0	3.2	3	1
Totals (1 yr)		2.45	0-0	2/0	0	0	0	3.2	3	1

SLIM HARRELL

RHP • BAYLOR • 1911-1912

PHILADELPHIA ATHLETICS (1912)

Yr	Team	ERA	W-L	G/GS	CG	SHO	SV	IP	BB	SO
1912	PHI (AL)	0.00	0-0	1/0	0	0	0	3.0	0	1
Totals (1 yr)		0.00	0-0	1/0	0	0	0	3.0	0	1

JASON JENNINGS

RHP • BAYLOR • 1997-1999

COLORADO ROCKIES (2001-2006)

Yr	Team	ERA	W-L	G/GS	CG	SHO	SV	IP	BB	SO
2001	COL (NL)	4.58	4-1	7/7	1	1	0	39.1	19	26
2002	COL (NL)	4.52	16-8	32/32	0	0	0	185.1	70	127
2003	COL (NL)	5.11	12-13	32/32	1	0	0	181.1	88	119
2004	COL (NL)	5.51	11-12	33/33	1	0	0			

MAJOR LEAGUE BASEBALL



Steve Macko

JERRY MALLET

OF • BAYLOR • 1955-1957

BOSTON RED SOX (1959)

Yr	Team	AVG	G	AB	R	H	2B	3B	HR	RBI
1959	BOS (AL)	.267	4	15	1	4	0	0	0	1
Totals (1 yr)		.267	4	15	1	4	0	0	0	1

SETH MOREHEAD

LHP • BAYLOR • 1953-1957

PHILADELPHIA PHILLES (1957-1959); CHICAGO CUBS (1959-1960); MILWAUKEE BRAVES (1961)

Yr	Team	ERA	W-L	G/GS	CG	SHO	SV	IP	BB	SO
1957	PHI (NL)	3.68	1-1	34/1	1	0	1	58.2	20	36
1958	PHI (NL)	5.85	1-6	27/11	0	0	0	92.1	26	54
1959	PHI/CHI (NL)	4.81	0-3	14/5	0	0	0	28.2	11	17
1960	CHI (NL)	3.94	2-9	45/7	2	0	4	123.1	46	64
1961	MIL (NL)	6.46	1-0	12/0	0	0	0	15.1	7	13
Totals (5 yrs)		4.81	5-19	132/24	3	0	5	318.1	110	184

DAVID MURPHY

OF • BAYLOR • 2006

BOSTON RED SOX (2006)

Yr	Team	AVG	G	AB	R	H	2B	3B	HR	RBI
2006	BOS (AL)	.227	20	22	4	5	1	0	1	2
2007	BOS (AL)	.500	3	2	1	1	0	1	0	0
2007	TEX (AL)	.340	43	103	16	35	12	1	2	14
Totals (2 yrs)		.323	66	127	21	41	13	2	3	16

KEN PATTERSON

LHP • BAYLOR • 1984-1985

CHICAGO WHITE SOX (1988-1991), CHICAGO CUBS (1992); CALIFORNIA ANGELS (1993-1994)

Yr	Team	ERA	W-L	G/GS	CG	SHO	SV	IP	BB	SO
1988	CHI (AL)	4.79	0-2	9/2	0	0	1	20.2	7	8
1989	CHI (AL)	4.52	6-1	50/1	0	0	0	65.2	28	43
1990	CHI (AL)	3.39	2-1	43/0	0	0	2	66.1	34	40
1991	CHI (AL)	2.83	3-0	43/0	0	0	1	63.2	35	32
1992	CHI (NL)	3.89	2-3	32/1	0	0	0	41.2	27	23
1993	CAL (AL)	4.58	1-1	46/0	0	0	1	59.0	35	36
1994	CAL (AL)	0.00	0-0	1/0	0	0	0	0.2	0	1
Totals (7 yrs)		3.88	14-8	224/4	0	0	5	317.2	166	183

JON PERLMAN

RHP • BAYLOR • 1978-1979

CHICAGO CUBS (1985); SAN FRANCISCO GIANTS (1987); CLEVELAND INDIANS (1988)

Yr	Team	ERA	W-L	G/GS	CG	SHO	SV	IP	BB	SO
1985	CHI (NL)	11.42	1-0	6/0	0	0	0	8.2	8	4
1987	SF (NL)	3.97	0-0	10/0	0	0	0	11.1	4	3
1988	CLE (AL)	5.49	0-2	10/0	0	0	0	19.2	11	10
Totals (3 yrs)		4.02	1-2	26/0	0	0	0	39.2	23	17

FRED RATH

RHP • BAYLOR • 1965

CHICAGO WHITE SOX (1968-1969)

Yr	Team	ERA	W-L	G/GS	CG	SHO	SV	IP	BB	SO
1968	CHI (AL)	1.59	0-0	5/0	0	0	0	11.1	3	3
1969	CHI (AL)	7.71	0-2	3/2	0	0	0	11.2	8	4
Totals (2 yrs)		4.70	0-2	8/2	0	0	0	23.0	11	7

SCOTT RUFFCORN

RHP • BAYLOR • 1989-1991

CHICAGO WHITE SOX (1993-1996); PHILADELPHIA PHILLIES (1997)

Yr	Team	ERA	W-L	G/GS	CG	SHO	SV	IP	BB	SO
1993	CHI (AL)	8.10	0-2	3/2	0	0	0	10.0	10	2
1994	CHI (AL)	12.79	0-2	2/2	0	0	0	6.1	5	3
1995	CHI (AL)	7.88	0-0	4/0	0	0	0	8.0	13	5
1996	CHI (AL)	11.37	0-1	3/1	0	0	0	6.1	6	3
1997	PHI (NL)	7.71	0-3	18/4	0	0	0	39.2	36	33
Totals (5 yrs)		8.57	0-8	30/9	0	0	0	70.1	70	46

LLOYD RUSSELL

IF • BAYLOR • 1935-1937

CLEVELAND INDIANS (1938)

Yr	Team	AVG	G	AB	R	H	2B	3B	HR	RBI
1938	CLE (AL)	.000	2	0	0	0	0	0	0	0
Totals (1 yr)		.000	2	0	0	0	0	0	0	0

KELLY SHOPPACH

C • BAYLOR • 1999-2001

BOSTON RED SOX (2005); CLEVELAND INDIANS (2006)

Yr	Team	AVG	G	AB	R	H	2B	3B	HR	RBI
2005	BOS (AL)	.000	9	15	1	0	0	0	0	0
2006	CLE (AL)	.245	41	110	7	27	6	0	3	16
2007	CLE (AL)	.261	59	161	26	42	13	0	7	30
Totals (3 yrs)		.241	109	286	34	69	19	0	10	46

BILL STELLBAUER

OF • BAYLOR • 1914-1916

PHILADELPHIA ATHLETICS (1916)

Yr	Team	AVG	G	AB	R	H	2B	3B	HR	RBI
1916	PHI (AL)	.271	25	48	2	13	0	1	0	5
Totals (1 yr)		.271	25	48	2	13	0	1	0	5

JOE SZEKELY

OF • BAYLOR • 1946-1949

CINCINNATI REDS (1953)

Yr	Team	AVG	G	AB	R	H	2B	3B	HR	RBI
1953	CIN (NL)	.077	5	13	0	1	0	0	0	0
Totals (1 yr)		.077	5	13	0	1	0	0	0	0

LEE TUNNELL

RHP • BAYLOR • 1979-1981

PITTSBURGH PIRATES (1982-1985); ST. LOUIS CARDINALS (1987); MINNESOTA TWINS (1989)

Yr	Team	ERA	W-L	G/GS	CG	SHO	SV	IP	BB	SO
1982	PIT (NL)	3.93	1-1	5/3	0	0	0	18.1	5	4
1983	PIT (NL)	3.65	11-6	35/25	5	3	0	177.2	58	95
1984	PIT (NL)	5.27	1-7	26/6	0	0	1	68.1	40	51
1985	PIT (NL)	4.01	4-10	24/23	0	0	0	132.1	57	74
1987	StL (NL)	4.84	4-4	32/9	0	0	0	74.1	34	49
1989	MIN (AL)	6.00	1-0	10/0	0	0	0	12.0	6	7
Totals (6 yrs)		4.23	22-28	132/66	5	3	1	483.0	200	280

TED UHLAENDER

OF • BAYLOR • 1959-1961

MINNESOTA TWINS (1965-1969); CLEVELAND INDIANS (1970-71); CINCINNATI REDS (1972)

Yr	Team	AVG	G	AB	R	H	2B	3B	HR	RBI
1965	MIN (AL)	.182	13	22	1	4	0	0	0	1
1966	MIN (AL)	.226	105	367	39	83	12	2	2	22
1967	MIN (AL)	.258	133	415	41	107	19	7	6	49
1968	MIN (AL)	.283	140	488	52	138	21	5	7	52
1969	MIN (AL)	.273	152	554	93	151	18	2	8	62
1970	CLE (AL)	.268	141	473	56	127	21	2	11	46
1971	CLE (AL)	.288	141	500	52	144	20	3	2	47
1972	CIN (NL)	.159	73	113	9	18	3	0	0	6
Totals (8 yrs)		.263	898	2932	343	772	114	21	36	285

MULE WATSON

RHP • BAYLOR • 1913-1917

PHILADELPHIA ATHLETICS (1918-1919); PITTSBURGH PIRATES (1920); BOSTON BRAVES (1920-1923); NEW YORK GIANTS (1923-1924)

Yr	Team	ERA	W-L	G/GS	CG	SHO	SV	IP	BB	SO
1918	PHI (AL)	3.37	7-10	21/19	11	3	0	141.2	44	30
1919	PHI (AL)	6.91	0-1	4/2	0	0	0	14.1	7	6
1920	PIT/BOS (NL)	3.76	5-4	18/10	4	2	0	86.0	24	17
1921	BOS (NL)	3.85	14-13	44/31	15	1	2	259.1	57	48
1922	BOS (NL)	4.70	8-14	41/29	8	1	1	201.0	59	53
1923	BOS/NY (NL)	3.87	9-7	28/19	9	0	1	139.2	41	36
1924	NY (NL)	3.79	7-4	22/16	6	1	0	99.2	24	18
Totals (7 yrs)		4.03	50-53	178/126	53	8	4	941.2	256	208

KIP WELLS

RHP • BAYLOR • 1996-1998

CHICAGO WHITE SOX (1999-2001); PITTSBURGH PIRATES (2002-2006); TEXAS RANGERS (2006)

Yr	Team	ERA	W-L	G/GS	CG	SHO	SV	IP	BB	SO
1999	CHI (AL)	4.04	4-1	7/7	0	0	0	35.2	15	29
2000	CHI (AL)	6.02	6-9	20/20	0	0	0	98.2	58	71
2001	CHI (AL)	4.79	10-11	40/20	0	0	0	133.1	61	99
2002	PIT (NL)	3.59	12-14	33/33	1	1	0	198		

MAJOR LEAGUE BASEBALL

In over three-quarters of a century of history, only one Southwest Conference school produced a player enshrined in the Baseball Hall of Fame. The school? Baylor. The player? Ted Lyons.

Of the thousands of players who took the field during the 82 seasons of Southwest Conference baseball, Lyons, who played for the Bears in the 1920s, remains the only SWC athlete to be enshrined in the National Baseball Hall of Fame in Cooperstown, N.Y.



Baseball Hall of Famer **Ted Lyons**

Lyons lettered in basketball and baseball at Baylor from 1920 to 1923 and was voted All-Southwest Conference in both sports following his sophomore, junior and senior seasons. Lyons was also Baylor's first-ever basketball all-conference player.

After leading the Baylor baseball team to its first SWC championship in 1923, Lyons went directly from Baylor to the major leagues with the Chicago White Sox, with whom he enjoyed a glamorous 21-year career.

Lyons pitched for the Sox from 1923 to 1942, when he followed up leading the league in ERA at the age of 41 by volunteering for duty in World War II. After serving with the Marines in the Pacific theatre of action for three years, he returned to the White Sox in 1946 and was made playing manager.

Following that season, Lyons hung up his spikes but remained as manager for two more seasons, through 1948. He is the only former Baylor player to serve as a major league manager.

Lyons wore only two uniforms in his career — one that said "Baylor" across its chest, and one that read "Chicago." The right-handed pitcher was a hard-thrower in his early days but resorted to the knuckleball to baffle hitters in the twilight of his career. He was also recognized during his career as one of the best fielding pitchers in the game.

A 1937 all-star, Lyons threw 27 career shutouts and won 20 games or more three times. In 1929, he completed 42 consecutive innings without issuing a walk. During his career, he led the league in wins (twice), innings pitched (twice), shutouts (twice), complete games (twice) and ERA (once). The obvious highlight of his career, however, was the no-hitter he hurled against the Boston Red Sox in 1926.

Lyons pitched in 705 major league games, compiling a lifetime 3.67 earned run average and a 260-230 career record despite spending his entire career on teams that rarely made it out of the second division. In 1930, for instance, Lyons had 22 of Chicago's 62 victories.

"If Lyons had been with the Yankees, my guess would be that he would have won 400 games," Hall of Fame manager Joe McCarthy said.

Lyons was originally headed to LSU after attending high school in Vinton, La., but chose Baylor just months before beginning college after meeting some Baylor students at a Baptist encampment. The pitcher began school at Baylor on a band scholarship (he played the trombone until his instrument was broken in a melee during a game against Texas A&M) and intended to go to law school.

Historian Bill James ranked Lyons was one of the top 50 pitchers of all-time in his 2001 book, *The New Bill James Historical Baseball Abstract*.

"If I had the choice of any pitcher for a clutch game," Hall of Famer Tris Speaker once said, "the guy I'd pick would be Ted Lyons."

BAYLOR IN THE MAJOR LEAGUE BASEBALL FIRST-YEAR PLAYER DRAFT

1965 * Fred Rath, RHP, White Sox (Class AA Selection, 4th Rd)	1993 * Dean Crow, RHP, Mariners (10th Rd) Jason Rathbun, RHP, Yankees (11th Rd) Joe Wharton, RHP, Yankees (18th Rd) # Mike Bohny, 3B, Orioles (41st Rd) # Brent Beardon, RHP, Padres (44th Rd) Jason Marshall, C, Indians (72nd Rd)	2002 <i>Kyle Edens, RHP, Reds (3rd Rd)</i> Mike Huggins, 1B, Orioles (13th Rd) # <i>Steven White, RHP, Brewers (18th Rd)</i> Paul Richmond, C, Blue Jays (28th Rd) Paul Thorp, RHP, Yankees (31st Rd) Justin Taylor, RHP, Royals (38th Rd) # Jared Theodorakos, LHP, Rockies (49th Rd)
1968 John Bevil, LHP, Tigers (26th Rd)	1994 Brent Beardon, RHP, Blue Jays (24th Rd)	2003 * <i>David Murphy, OF, Red Sox (1st Rd, 17th overall)</i> <i>Steven White, RHP, Yankees (4th Rd)</i> <i>Trey Webb, SS, Expos (5th Rd)</i> Chris Durbin, OF, Red Sox (10th Rd) # Zane Carlson, RHP, Padres (16th Rd) Mark Saccomanno, 1B, Astros (23rd Rd) % Jared Theodorakos, LHP, Brewers (25th Rd) Jason Pritchard, RHP, Phillies (35th Rd) <i>Draw Sutton, SS, Astros (16th Rd)</i>
1971 Phil Beall, SS, Giants (21st Rd)	1995 Tim Peters, LHP, Twins (26th Rd)	2004 # Trey Taylor, LHP, Cubs (20th Rd) Zane Carlson, RHP, Royals (27th Rd)
1976 ** Steve Macko, 3B, Giants (26th Rd)	1996 # Kris Lambert, LHP, Reds (11th Rd) Marty Crawford, INF, Phillies (23rd Rd) Scott Morrison, SS, Dodgers (25th Rd) Kris Lambert, LHP, Pirates (13th Rd)	2005 <i>Mark McCormick, RHP, Cardinals (1st Rd, 43rd overall)</i> <i>Kyle Reynolds, SS, Cubs (6th Rd)</i> <i>Tyler Bullock, RHP, Braves (6th Rd)</i> Trey Taylor, LHP, Cubs (7th Rd) <i>Josh Ford, C, Diamondbacks (9th)</i> <i>Michael Griffin, 2B, Reds (14th)</i> Paul Witt, SS, Marlins (15th) <i>Sean Walker, RHP, Indians (24th)</i> <i>Abe Woody, RHP, Reds (31st)</i>
1977 * Steve Macko, SS, Cubs (5th Rd)	1997 # Kip Wells, RHP, White Sox (1st Rd, 16th overall) Jeremy Dodson, OF, Royals (7th Rd) Charley Carter, 1B, Astros (15th Rd)	2006 <i>Cory VanAllen, LHP, Nationals (5th)</i> <i>Seth Fortenberry, OF, Yankees (11th)</i> <i>Zach Dillon, C, Orioles (20th)</i> <i>Kevin Russo, 2B, Yankees (20th)</i> # Ryan LaMotta, RHP, Tigers (37th)
1978 ** Jon Perlman, RHP, Cubs (5th Rd) ** Andy Beene, RHP, Yankees (14th Rd) # Burl Coker, LHP, Giants (26th Rd)	1998 # Jon Topolski, OF, Marlins (31st Rd) James Blair, OF, Dodgers (Free Agent) Chad Polk, C, Blue Jays (Free Agent)	2007 <i>Jeff Mandel, RHP, Nationals (19th)</i> <i>Matt Czimsky, C, Brewers (Free Agent)</i>
1979 * Jon Perlman, RHP, Cubs (1st Rd, 12th overall) * Andy Beene, RHP, Brewers (5th Rd) Michael Roberts, RHP, Rangers (8th Rd)	1999 * <i>Jason Jennings, RHP, Rockies (1st Rd, 16th overall)</i> Jon Topolski, OF, Astros (4th Rd) Eric Nelson, 2B, Royals (8th Rd) # Bryan Loeb, C, Mets (29th Rd) # Jaime Bubela, OF, Red Sox (31st Rd)	
1980 * Fritz Connally, 3B, Cubs (7th Rd)	2000 Chad Hawkins, RHP, Rangers (1st Rd, 39th overall) * <i>Jace Brewer, SS, Devil Rays (5th Rd)</i> Kyle Evans, RHP, Indians (6th Rd) * Jaime Bubela, OF, Mariners (7th Rd) Anthony Hensley, OF, Phillies (20th Rd) Preston Underdown, INF, Phillies (31st Rd) Bryan Loeb, C, Diamondbacks (Free Agent)	
1981 * Lee Tunnell, RHP, Pirates (2nd Rd)	2001 * <i>Kelly Shoppach, C, Red Sox (2nd Rd)</i> Trevor Mote, 2B, Astros (15th Rd) Matt Williams, 3B, Cardinals (15th Rd) Josh Scott, LHP, Phillies (25th Rd) # Mike Huggins, 1B, Rockies (25th Rd)	
1982 # Stan Hilton, RHP, Blue Jays (13th Rd)		
1983 Stan Hilton, RHP, Athletics (1st Rd, 5th overall) Alan McKay, LHP, Blue Jays (5th Rd) Steve Smith, RHP, Giants (5th Rd) Jim Trevathan, C, White Sox (21st Rd)		
1984 Ronnie King, OF, Rangers (32nd Rd)		
1985 * Ken Patterson, LHP, Yankees (3rd Rd) Kyle Todd, 3B, Pirates (14th Rd) Greg Dennis, SS, Blue Jays (37th Rd) ** Blaine Beatty, LHP, Cardinals (June Secondary Phase, 2nd Rd)		
1986 ** Blaine Beatty, LHP, Orioles (9th Rd) # Todd Hawkins, C, Mets (39th Rd)		
1987 Braz Davis, RHP, Cubs (21st Rd) Todd Hawkins, C, Giants (46th Rd)		
1988 * Pat Combs, LHP, Phillies (1st Rd, 11th overall)		
1989 Trent Weaver, 2B, Athletics (29th Rd)		
1991 * Scott Ruffcorn, RHP, White Sox (1st Rd, 25th overall) Glenn Nevil, LHP, Phillies (31st Rd)		
1992 Brian Carpenter, RHP, Cardinals (8th Rd) David Elsbernd, RHP, White Sox (17th Rd) Kevin Ellis, 1B/OF, Cubs (Free Agent)		

- Did not sign

% - Draft and follow sign the next year

* - Has appeared on a major league roster

Italics indicate that the player was still playing professionally at the end of the 2006 season

ALL-TIME LETTERWINNERS

A

ADAMS, F. M. 1904(M)
ADAMS, Michael Floyd 1966-67-68
AGUILAR, Bruce 1986-87-88-89
AIKEN, Mark 1932(M)
ALFORD, Raymond 1931-32
ALFORD, Theodore 1935-36
ALLEN, James W. 1940
ANDERSON, John 1994, 1997
ANDERSON, Thomas R. 1954-55-56
ARNOLD, Jerry 1979-80-81-82
ARRINGTON, Jud 1989-90-91
ATKINSON, Norman 1904

B

BAILEY, Joseph W. 1927
BAIN, William D. "Bill" 1964-65-66
BALL, Jackie 1987-88
BALTHROP, Lloyd K. 1968-69
BARNES, Sherman 1939-40
BARNETT, J. C. "Abe" 1932-33-34
BARNETT, James Robert 1959-60-61
BARRON, C. T. 1907
BARTON, Fred Anthony 1968-69
BARTULA, Daren 1999
BASKIN, Jake 1999
BAUGH, J. H. 1905-06
BEALL, Philip 1970-71
BEALL, William Erby, Jr. 1971
BEAN, Allen 1932
BEAN, Cecil S. 1930
BEENE, Andy 1976-79
BEANE, Robert 1975-76-77
BEARDEN, Brent 1993-94
BEATY, Blaine 1985-86
BELEW, D. O. 1907-08-09-10
BELL, Gordon G. 1924-25
BENEFIELD, Greg 1983-85
BENGE, Bobby Joe 1952-53-54
BENNETT, Raymond P. 1930-32
BENNETT, Ross 2000-01-02-03
BERGMAN, Brett 1995-96-97-98
BERRY, J. Donnel 1956-57
BEVIL, John Embry 1966-67-68
BEVILL, William M. "Bill" 1965-66
BIAS, Drew 2006-07
BICKHAM, Sammy 1977
BLACK, Brian 1990-91-92-93
BLACK, Robert Tracy 1966-67
BLACK, Z. E. 1908
BLACKWELL, Brent 1976
BLAIR, James Anthony 1996-97-98
BLAIR, James Randolph 1948-49
BLANDO, Matt 1989-90
BLUTHARDT, Jay 1980
BOHNY, Mike 1991-92-93-94
BOISJOLY, Eric 1997-98
BOLGER, Harold K. 1937-38-39
BOLGER, John 1933-34-35
BOOKER, Ben 2006-07
BOONE, David L. 1967-68-69
BRADFORD, Michael 1997-98
BRADSHAW, W. W. 1922
BRATCHER, Bart Lee 1970-71
BRAZELL, Donald Fred 1974-75-76-77
BREES, Reid 2003-04-05
BREHM, Derek 2001
BREWER, Jace 1999-00
BRILEY, Michael "Mike" 1988-89-90-91
BRONSON, Ben 1994-95
BROWN, Barry 1979
BROWN, Kirkley 1923

BROWN, H. L. 1905
BRYCE, James 1939-40
BUBELA, Jaime 1999-00
BUCKALEW, Denny 1981(M)
BULLOCK, Tyler 2003-04-05
BUMPUS, Mark 1971(T)-72(T)
BURK, Adrian 1949-50
BURKE, Charlie M. 1936(M)-37(M)
BURNETT, Harlan 1941
BUSTER, A. L. 1906
BUTLER, Hugh L. 1921-22
BUTLER, Richard B. "Rick" 1968-70
BYERLEY, G. S. "Bricky" 1931
BYRD, H. D. 1906-08
BYRD, Joe Curtis 1941

C

CADDELL, George 1970-71(M)-72
CAMP, B. C. 1905
CAMPBELL, Raynor 2007
CANTU, Reuben 1984(T)-85(T)-86(T)
CARLSON, Zane 2000-01-03-04
CARNES, T. E. 1905
CARPENTER, Brian 1990-91-92
CARTER, Casey 1994-95
CARTER, Charley 1998
CARRELL, Edwin James 1959
CARROLL, Lee 1905(M)
CASSAVECHIA, Nick 2006-07
CASEY, George A. 1932
CASEY, Jack 1941
CASH, W. A. 1905
CASTERLINE, Scott 1982
CAVITT, Bill 1918
CHANDLER, Troy "Tom" 1946-47-48
CHAPMAN, Ray 1920
CHARTON, Frank L. "Pete" 1962
CHESHIRE, James 1982
CLARK, Howard Russell 1967
CLEM, Harold Bruce 1932-33
CLEMENTS, Jared 2001-02-03-04
CLEMMONS, Robert Harris 1958
CLOPTON, Rick 1973-74-75-76
COCANOWER, Jaime 1977-78
COFFEY, William H. 1924
COGDILL, Mark 1996-97-99
COKER, Brad 1981
COKER, Burl Dean 1975-76-77-78
COLE, W. I. 1906-07-08
COLLIER, P. D. 1912-13
COLLIER, Ralph 1923-24-25
COLLINS, James Michael "Mike" 1963
COMBS, Pat 1988
COMPTON, Jack B. 1967
COMPTON, Mike 1984
CONNALLY, Edwin 1927
CONNALLY, Fritz 1977-78-79-80
CONNALLY, Gordon W. 1954-55-56
CONNALLY, H. C. "Sniper" 1923-24
COOK, Delaney 1971
COPELAND, Dennis O. 1971-72-73-74
COPELAND, Frederick H. 1948-49-50
CORBO, Leonard Melvin "Mel" 1959
CORLEY, Randall 1981(T)-82(T)
CORSON, Matt 1994-95
COSKREY, Tommy 1979
COTHARN, Bruce 1984
COUEY, Richard Bryant 1963
COVINGTON, Curtis "Red" 1920-21-22-23
COWDEN, Don R. 1957
COX, Audie Lee 1961-62-63
COX, Troy 1987(T)-88(T)-90(T)
CRABB, Danny Wayne 1969

D

DABNEY, W. Y. "Buck" 1919
DANFORTH, Dave 1911
DANIEL, James R. 1962
DARNELL, Derek 1995-96
DAVIDSON, Francis "Cotton" 1952-53
DAVIS, Billy "Tank" 1982
DAVIS, Braz 1985-86-87
DAVIS, Briscoe 1912
DAVIS, Harry Albert 1951-52-53
DAVIS, Jacky S. 1956-57
DAVIS, Shane 1994-95-96
DAWSON, Everett J. 1920
DENNENY, Jim 1973-74
DENNIS, Greg 1985
DENNIS, Thurman William "Bill" 1957
DEVEREAUX, Charles D. 1947-48-49
DICKERSON, Dustin 2007
DILLON, Zach 2003-04-05-06
DILLOW, Sam 1926
DODGEN, John Hardy 1969-70-71
DODSON, Jeremy 1996-97-98
DORNEMAN, Steve 1999-00-01-02
DORRIES, David William 1969-70-71
DOTSON, E. T. 1920
DOUGLAS, Brad 1985-86
DOUGLAS, Lowell N. 1928-29
DOWNEY, Russell 1969
DRAPER, Rusty 1981
DRAPER, William 2007
DUCKWORTH, Agnew O. 1948-49
DUECY, J. M. "Mike" 1936-37-38
DUGAN, Daniel J. 1972-73-74-75
DUMAS, Don 1983-84-85
DUNCAN, Churchill "Lefty" 1916-17-19
DUNCAN, John William 1968-69-70
DUNCAN, Roger 1975
DUPLANTIER, Chant 1988-89-90
DURBIN, Chris 2000-01-02-03
DUSEK, Ricky W. 1968-69-70
DYKEMAN, Jerry M. 1953-54-55
DYKES, Wm. Turney Fox 1968-69-70

E

EADY, Bill 1979-80
ECHOLS, Tommy 1989-90
ECTON, Steve 1982-83
EDENS, Kyle 1999-00-01-02
EDWARDS, C. C. 1904
EICHLER, Dan 1990
ELLIS, Bill 1917
ELLIS, Kevin 1989-90-91-92
ELLISON, Odis 1931
ELSBERN, David, Jr. 1992
EMERY, Ike 1914
ERRANTE, Eric 2002
ERWIN, Gerald "James" 1960-61
EVANS, Kyle 1998-99-00

F

FARMER, Paul 1980-81-82
FARRINGTON, Sidney R. 1916-17
FERGUSON, Randy 1968
FERGUSON, Telford G. 1936-38
FINCH, Scott 1983(T)-84(T)
FINE, Tommy 1937-38-39
FINKE, Jahn 1991-92
FINLEY, ?? 1918
FISHER, Jimmie Allen 1961-62
FISHER, John B. 1904-05-06
FITZPATRICK, Ray L. 1951-52
FLOREE, J. W. 1907
FLOWERS, Charlie H. 1942
FOLTYN, Frank 1989-90-91-92
FORD, Josh 2002-03-04-05
FOREHAND, George W. 1927-28
FORMAN, H. N. 1907
FORTENBERRY, Seth 2003-04-05-06
FOUST, Darin 1988
FOUTS, John 1911
FOX, James Leland 1962-63
FOX, Rickie Duane 1971-72-73-74
FREDENBURG, Denver 1998-99
FREELS, Luther Murell 1933
FREEMAN, Gary C. 1954-55-56
FREER, Michael 1974(T)-75(T)-76(T)-77(T)
FREEZE, Carl A. "Jake" 1923-24-25
FUENTES, Arthur 1960-61-62
FULBRIGHT, ?? 1916
FUNK, Jerry 1959-60-61

G

GAMEL, Olin 1933
GARCIA, Manuel 1942-46
GARZA, Javier 1981
GEDWED, Kenton 2007
GEORGE, Marc 1983
GERDES, Chase 2004-05-06-07
GERNAND, Clarence J. "Bubba" 1937-38
GERNAND, Julie W. 1938
GILL, Bobby Joe 1958
GILLAM, H. 1905
GILLIAM, John Anderson 1958
GILLIAM, John Phil 1958
GILLILLAND, Virgil 1928-29
GLIME, Gregg 2007
GOLD, Mark 1983-84-85-86
GOLDEN, Franklin 1939-40-41
GOODE, R. Jones 1918
GOODWIN, Ronald R. 1961-62-63
GOODWYN, Jack Ray 1954-55-56
GORE, L.O. "Red" 1924-25
GOSS, Bill N. 1974
GOTTLIEB, Frederic Elton 1954-55
GOUDY, ?? 1904
GOUGH, Joe Bob 1956(M)
GOUGH, Richard 1983-84
GRAVES, J. E. 1909-10
GREEN, Owen 1911
GREEN, Rufe J. "Jimmy" 1927-28
GREGORY, Gary Dean 1975
GRESHAM, Joe Mac 1951-52-53
GREVELLE, Fred 1946-47-48
GREVELLE, Louis K. 1950(M)-51(M)
GRIFFIN, Gayle 1926-27-28
GRIFFIN, Michael 2002-03-04-05
GRISSOM, R. 1909-10
GRONER, Frank 1934
GUIDRY, Joe 1988
GUMMELT, Craig 1984-85-86-87
GWIN, Reginald Wade 1970-71




Mike Bohny




Burl Coker



Mike Czimskey



Seth Fortenberry



Tony Huey

ALL-TIME LETTERWINNERS




Ken Kolkhorst



Ted Lyons



Jeff Mandel



Matthew Marcom



Brad Meyer

H

HALE, Howard 1954(M)
HALEY, James D. "Don" 1939-40-41
HALL, Billy Clarence 1958-59-60
HALL, Cody 2001
HALL, Craig 1980-81-82
HALL, Jerry Lloyd 1963-64
HAMMOCK, Seth 2006-07
HAMMOND, Ray 1990-91-92
HAMPTON, John Philip "Phil" 1968-69-70
HANEY, Jack 1955
HANSEN, Shaver 2007
HARDIN, W. B. 1905
HARRELL, O. M. "Slim" 1911-12
HARRINGTON, Lee 1956-57-58
HARRIS, Adolph 1940-41
HARRIS, Fred "Red" 1930-31
HARRIS, Hal J. 1946-47-48-49
HARRIS, Herbert Bridges 1956
HARTSHORN, Tim 2000-01-02
HATCHER, Richard C. 1959-60
HATTER, John 1918-19-20-21
HAWKINS, Chad 1999-00
HAWKINS, Richard Frazier 1968
HAWKINS, Todd 1985-86-87
HAYS, ?? 1904
HEAD, John Dean "Rickey" 1966-67-68
HEILIGBRODT, Hagan 2002
HELDOORN, Mike 2004
HENDESON, Bruce 1981-82
HENRY, Knox "Pepper" 1912-13-14-15
HENRY, William Lawrence 1918-19
HENSLEE, W. W. "Doc" 1935-36-37
HENSLEY, Anthony 1999-00
HERN, Harold Leon 1961
HIBBERT, Blair 1982-83-84
HICKS, Raymond L Jr. "Rusty" 1974
HIGGINBOTHAM, Joe M. 1907(M)
HIGHTOWER, Allen Ross 1935-36-38
HILL, Aubrey 1942
HILL, Davis 1918-20-21
HILL, Randy 1982-83
HILTON, Stan 1982-83
HINTON, Jesse 1978(T)-79(T)-80(T)
HOLICK, Robert J. 1953-54
HOLLAS, Tyson 1996(M)
HOLLIS, W. R. 1923-24
HOOK, Wesley 1980
HOOPER, W. N. "Red" 1912
HOOVER, Kermit R. "Jinx" 1957
HOPKINS, Everett Wayne 1953-54
HOUCK, Keith H. 1977
HOUGH, Ben W. 1950
HOWARD, Matt 1988
HOWARD, Richard Leroy 1947(M)
HUBBARD, James Kenneth 1973
HUBBY, "Osmosis" 1915
HUBENAK, Dan "Spike" 1982-83
HUEY, Tony 1984-85-86-87
HUFF, Williams E. 1907
HUGGINS, Mike 2000-01-02
HUMPHREY, Billy Frank 1959-60
HUMPHREYS, Kyle 1904
HUMPHRIES, L. K. 1907
HUNTER, Daniel 1995
HUTTON, S. R. 1912

I

ISBELL, Larry Dale 1950-51-52
ISENBERG, Milton K. 1952

J

JACKSON, Tim 2006-07
JARL, Leroy L. 1947-48-49
JARVIE, Steve 1984-85-86-87
JEFFCOAT, Drew 2006-07
JEFFREY, C. B. "Lefty" 1926
JEFFREY, Jay 1981-82
JENNINGS, Jason 1997-98-99
JENNINGS, John 1942-46
JENNINGS, R. A. "Dick" 1938
JETT, Mark 1992-93
JOHANSON, John Michael 1967-77-78-79
JOHNSON, Barney 1918
JOHNSON, Bill 1949(M)
JOHNSON, Gerald Morris 1958-59
JOHNSON, John Drew 1926-28
JOHNSON, Mike 1975
JOHNSON, Rickey 1982-83
JONES, Adrian E. "Pete" 1926-27-28
JONES, Jack 1925
JONES, Nathan 1986-87-88-89
JONES, Robert T. "Bobby" 1956-57
JONES, Thomas "Mac" 1993-94-95
JORDAN, D. 1918
JORDAN, Dowd 1915
JORDAN, John R. "Slim" 1919

K

KELLER, Jim 1973
KELLOGG, O. H. "Slim" 1916-17
KELLY, J. Clyde "Abe" 1926
KELLY, Thomas Patrick 1971
KEMP, W. Lonnie 1939-40
KEMPE, Willie 2007
KENWORTHY, Chris 1990(T)-91(T)
KIERSKY, Robert 1930-31
KILGO, Walter C. "Dub" 1974-75
KILGORE, Jeff 1987-88-89
KIMBROUGH, Billy Ray 1946-47-48-49
KINCANNON, Claud 1950
KING, Bruce 1982(T)
KING, Ronnie 1983-84
KLIAFAS, Steve 1988-89-90
KOCH, Barton "Botchy" 1929-30-31
KOLKHORST, Kenneth 1975-76-77-78
KOONCE, Alan 1982-83-84-85
KRONEY, Archie 1933

L

LACY, Lance 1995-96
LAMBERT, Brad 1984
LAMBERT, Kris 1994-95-96-97
LAMOTTA, Ryan 2003-04-05-06
LANGLEY, Frank M. 1963
LAURENCE, Donnie Ray 1964-65-66
LEAZAR, Robert W. 1908-09-10-11
LEE, Howard Cecil 1934-35-36
LEE, Howard Cecil, Jr. 1960-61
LEE, Ralph B. 1933-34
LEHNHOFF, Scott 2000-01
LEINWEBER, Joe 1942
LEINWEBER, Nolan 2000-01
LETBETTER, Tommy Roy 1960-61-62
LEVENS, Robert 1987-88
LINEBAUGH, Randall 2005-06-07
LINEWEAVER, Aaron 1993-94-95
LISTON, Alfred Eugene 1954-55-56
LITTLE, W. A. "Jack" 1910-11-12
LOEB, Bryan 1997-98-99-00
LONG, W. D. 1920
LOOPER, Donald Lee 1965-66
LUCAS, Fred A. 1954-55-56

LUCE, Brandon 2002
LUFT, Richie 1983
LUMMUS, Brent 1978-79-80-81
LUMMUS, Jack 1939-40-41
LUNA, Nando 1997
LUNDY, Robert Roland 1969-70-71-72
LYONS, George Lavalle 1968-69-70
LYONS, Ted A. 1920-21-22-23

M

MACK, Cedric 1981-82
MACKEY, Wade 2007
MACKO, Steve J. 1976-77
MALINAK, Mike 1984-85-86-87
MALLETT, Gerald "Jerry" 1955-56-57
MALLETT, Jeff 1978-79-80-81
MALLON, James Lenard 1964-65
MALTHANER, Mark 1979-80
MANDEL, Jeff 2004-05-06-07
MARBERRY, Fred 1957-58
MARCOM, Matthew 1995-96-97-98
MARINO, James 1946-47
MARSHALL, Eddie 1922
MARSHALL, Jason 1992-93
MARSTALLER, William E. 1936-37
MARTIN, Jeff 1992-93
MARTIN, Mark 1993-94
MARTINEZ, Stephen "Steve" 1995-96
MATTHEWS, Byron 1934
MATTHEWS, Tim 2006-07
MAUDLIN, Stephen Ray 1969
MAYS, Kellie 1983
McAFEE, Shawn 1986-87
McBROOM, Marvin "Butch" 1965-66
McCARTER, Jack 1917
McCARTY, Bryan 1985-86-87-88
McCOLLUM, Thomas A. "Butch" 1957
McCORMICK, Mark 2003-04-05
McCRUMMEN, Gerald "Jerry" 1958
McDANIEL, D.Y. 1917-18-19
McDONALD, Kevin 1988
McELDOWNEY, John S. 1962-63-64
McLEROY, Billy David 1971-72
McKAY, Alan 1983
McKAY, Connally 1934-35
McKAY, Sparks 1904-05-06-09
McLEAN, Tim 1981
McMAHON, J.B. 1912-13
McRAY, Kenneth K. 1969
MELEAR, Walter A. 1925
MENDENHALL, Jimmie N. 1912-13-14-15
METZGER, Ryan 1998
MEYER, Brad 1984-85-86-87
MICK, Jim 1980-81
MILAM, Tom 1979
MILES, Joe Collis 1951-53-54
MILES, Paul 2006-07
MILLER, Aaron 2007
MILLER, M. W. "Pug" 1916-17
MILLER, Matt S. 1957
MILLER, Robert "Bob" 1941-42
MITCHELL, Glynn 1984
MITCHELL, Matt 1996
MONCUS, C.L. 1921
MONROE, Chance 1994
MOORE, H. 1907-09-10
MOORE, Jason 1996
MOORE, Jeff 1997
MORRIS, Gary Don 1968
MORRISON, Scott 1995-96
MORTON, Brent 1988-89
MOSLEY, C. P. "Bubs" 1909-10-11-12-13
MOTE, Trevor 2001

MURDOCK, Martin L. 1961-62-63
MURPHY, David 2001-02-03
MURPHY, Mark 1993-94
MURSKI, Albin J. 1942, 1947
MUSSER, David 1987-88

N

NATIONS, Grant 1995
NAYLOR, Johnny 1926-27-28
NEEDS, James E. "Jim" 1964(M)-65(M)
NEELY, Fred 1962-63-64
NELSON, Eric 1996-97-98-99
NELSON, Travis E. 1942
NEVILL, Glenn 1988-89-90-91
NEWTON, S. M. 1906-07-08
NEWTON, Tyree H. 1951-52-53
NOLEN, Shane 1976-77-78-79
NORTON, Arthur W. 1933(M)

O

O'BRIEN, Errol Keith 1951-52-53
OLENBUSH, Dutch 1915
OLIPHINT, Thomas H. 1972-73-74
OLIVER, Bobby Jack 1956-57-58
OLIVER, Brad 1979-81
OLIVER, Don 1978
OLSON, Alex 1992(T)-93(T)
ORDONES, Manuel 1978
OUTLAW, Mark 1998-99
OWEN, Jack J. 1932
OWENS, Kenneth Ray 1953-54

P

PACE, Stephen R. 1963
PAGANO, Frank 1968(M)-69(M)
PANKRATZ, Mike 2004-05-06
PAPE, Andy 2003-04-05-07
PARKER, James S. "Buddy" 1949-50-51
PARKER, Pat 1931
PARKS, James M. 1932-33-34
PARKS, Mitchell 1936-37
PARRISH, Chip 1998
PATTERSON, Chad 1986-88
PATTERSON, J. W. "Billy" 1938
PATTERSON, Kenneth 1984-85
PATTERSON, Ron 1995-96
PAYLOR, George 1991(T)
PEARSON, Hugh Grant 1947-48-49-50
PECHACEK, Chad 1996
PENNINGTON, Greg 1977-78-79-80
PERKINS, Henry Wright 1962-63-64
PERLMAN, Jonathan 1977-78-79
PETERS, Tim 1995
PETTIGREW, Thomas E. 1960-61-62
PHILLIPS, Leland Everett 1925(M)
PIERCE, Maurice S. 1931-32
PITTMAN, Ben J. 1920-21-22
PITTMAN, Ralph D. 1923-24-25
POLK, Chad 1997-98
POOL, Robert S. 1920(M)
PORTER, John A. 1962-63-64
POTTER, Joe G. 1929-30
POTTS, W. 1909
POWELL, Hubert 1950
PRATT, Sidney 1929
PRESTRIDGE, Luke 1976-77-78-79
PRICE, Charles L. 1951
PRICE, Gary Lynn 1964-65
PRICE, Lee 1989-90-91
PUNCHARD, J. E. 1906-07
PUNCHARD, Otis W. 1908-09-10

ALL-TIME LETTERWINNERS

R

RADNEY, Lindsay 1940-41
 RAGAN, Mike 1992
 RAINS, Walter Carl 1962
 RASNER, Brent 1979-80-81-82
 RATH, Fred H. 1965
 RATH, James Vincent 1966
 RATHBUN, Jason 1991-92-93
 RATLIFF, Joe 1988-99-00
 RAUGHTON, Clarence R. 1957-58-59
 REDDING, Jack 1946-47-48-49
 REDDING, Robert Jack 1971-72-73
 REDMON, Ronald W. 1965-66-67
 REEDER, James B. 1942, 1947-48
 REESE, Willie A. 1968
 REEVES, Raymond D. 1933
 REID, J. K. 1921(M)
 REID, Owen 2006
 REINTJES, Steve 1996-97
 REITMEIER, Traynor 1993-94-95-96
 REYES, Rudolph 1950
 REYNOLDS, Kyle 2003-04-05
 RICHARDS, Aaron 1993-94
 RICHARDSON, Odis H. 1940-41
 RICHARDSON, Ted 1985-86-87-88
 RICHMOND, Paul 2001-02
 RICKMAN, J. B. 1918-19
 RIDDLE, Don 1957-58-59
 RIDENOUR, Ryan 1996-97
 RIGNEY, Charlie 1988-89-90-91
 RIPPEE, Jake 2006
 ROACH, Haskell L. 1918(M)
 ROACH, Jack 1917(M)
 ROACH, James Wallis 1923
 ROACH, Lucian 1916-17
 ROACH, Truett A. 1926-27-29
 ROBERTS, Bobby 1939
 ROBERTS, Michael B. 1976-77-78-79
 ROBINSON, Roderick S. 1965-66-67
 ROBINSON, T. P. 1908-09-10-11
 ROBINSON W. Clyde 1950-51
 ROBISON, Joe Ernest 1964-65
 ROBISON, Mike 1988-89-90-91
 ROGERS, A. M. 1920(M)
 ROGERS, Mark 1997
 ROGERS, Ross A. 1942
 ROWE, R. Raymond "Ricky" 1947-48
 ROWTON, Jimmy Charles 1964(T)
 RUFFCORN, Scott 1989-90-91
 RUNNELS, Jack 1930
 RUNNELS, Steve 1980-81
 RUSSELL, Lloyd O. 1935-36-37
 RUSSO, Kevin 2005-06
 RUTLEDGE, Don 1965-66

S

SACCOMANNO, Mark 1999-00-01-03
 SALE, Richard Henry 1958-59
 SALVINO, Vic 1981
 SAMUELS, Ed 1904
 SANDERFORD, Homer F. 1916-17
 SANDERA, Jeff 1996-97
 SANDERS, James Wesley 1971-72-73
 SANTOS, Gene de los 1979-80
 SCARBOROUGH, Terry 1910-11
 SCHAPER, Matthew 1979-80
 SCHEID, Emmett 1928
 SCHOTT, John M. 1976-77
 SCHROEDER, Emil E. "Dutch" 1948-49
 SCOTT, E. L. 1906
 SCOTT, Josh 1998-99-00-01
 SEBASTIAN, Festus Johnson 1929

SERNA, Julian "Pee Wee" 1974-75
 SEVADJIAN, Emile 1989-90-91-92
 SEVERIDE, Sean 1989-90-91-92
 SEVIGNY, Kevin 2003-04-05-06
 SHANKLIN, Duncan B. 1975-76-77
 SHEARIN, George L. 1946-47
 SHEATS, Ben Dean 1946
 SHEFFIELD, Edwin B. 1974
 SHELLEY, W. Harold 1931-32
 SHELTON, J. Rudolph "Rudy" 1926-27-28
 SHELTON, Terry 1959
 SHEPHERD, Brent 1991-92-93-94
 SHEPHERD, Keith 1983-84-85-86
 SHERMAN, Charles E., Jr. 1974-75
 SHIPLEY, Harry D. 1975-76-77
 SHOPPACH, Kelly, 1999-00-01
 SIMON, Mark 1980-81
 SIMS, LeGrand 1952(M)-53(M)
 SISCO, Jack Sr. 1925-27
 SKEELER, Jim 1980
 SMART, Terry 1983
 SMITH, Alice 1993(T)
 SMITH, Aubrey 1927-28-29
 SMITH, Darryl 1988-89
 SMITH, David Paul 1971
 SMITH, Howard O. 1917-18
 SMITH, Ira A. 1914
 SMITH, Jerry Carl 1970
 SMITH, Larry Leonard 1967-68
 SMITH, Rogers M. 1934-35
 SMITH, S. J. 1905-06
 SMITH, Steve 1982-83
 SNEED, Chadwick B. 1947-48-49
 SNYDER, Allen B. 1927-28(M)-29
 SODOLAK, Matt 2006-07
 SORELLE, Boyd "Jelley" 1935-36-37
 SPOONER, Justin 2002
 SPRINGSTON, Cliff 2006-07
 STAGNER, Mark 1982
 STALLINGS, Troy 1925-26-27
 STANFORD, David 1980
 STANLEY, Jason 1987
 STANTON, Herschel 1915-16
 STANTON, Thomas Irwin 1972-73
 STARNES, Andrew 1990(T)-91(T)-92(T)
 STARNES, David 1978-79-80
 STATHAM, Gary Don 1964-65
 STEARNS, Claude 1929
 STEPHENS, Jeff 1990
 STEPHENS, W. G. 1921-23(M)
 STERLING, M. Thornton 1934-35-36
 STEVENSON, Cecil 1919
 STOLLENWRECK, J. W. 1933
 STONE, Bobby 1987
 STONE, Brandon 1995
 STONE, Johnny L. 1929-30-31
 STONE, Marshall Wayne 1960-61
 STOTTS, Robert H. 1950-51
 STOVER, S.S. 1906(M)
 STRICKLAND, Bennie F. 1924-25-26
 STRICKLAND, E. Raymond 1932
 STRICKLAND, F. B. 1920-21-23
 STRICKLAND, F. B. Jr. 1958
 STROTH, Trent 1987-88
 STUART, Stephen Layne 1970-71-72
 STUBBS, Jack 1992-93-95
 SULLIVAN, Mickey 1952-53-54
 SUTTON, Drew 2004
 SWANBERG, Randy 1986-87
 SZEKELY, Joe 1946-47-48-49

T

TALAMANTEZ, Henry S. 1954-55-56
 TANNER, John S. 1920-21-22
 TATUM, John A. 1962-63-64
 TAYLOR, Justin 1999-00-01-02
 TAYLOR, "Trey" David 2002-03-04-05
 TEAGUE, Jeff 1980(T)
 TENNISON, Harry 1938-39-40
 TERRY, Joe Cleo 1939-40-41
 TERRY, Sam George 1960-61
 THEODORAKOS, Jared 2000-01-02-04
 THOMAS, Jeff 1992-93
 THOMASON, Paul 1975(M)
 THOMPSON, A. J. "Blondy" 1916-17
 THOMPSON, Jason 2006
 THOMPSON, Kirk 1986(T)
 THOMPSON, Paul 1974(M)
 THORLEY, Darrell 1985-86-87
 THORP, Paul 2000-01-02
 TODD, Kyle 1984-85
 TOPOLSKI, Jon 1996-97-98-99
 TRAYLOR, Doyle Wayne 1955-56-57
 TREVATHAN, Jim 1982-83
 TRIPPET, William A. "Bill" 1966(T)
 TROZZO, Matt 1991-92-93-94
 TUCKER, Stan D. 1975
 TUNNELL, Lee 1979-80-81
 TURK, Lynn Truman 1967
 TURNER, Robert Gavin 1958-59-60
 TURNER, W. C. 1904

U

UHLAENDER, Ted O. 1959-60-61
 UNDERDOWN, Preston 1997-98-99-00

V

VANALLEN, Cory 2004-05-06
 VAUGHN, Ray 1973
 VELA, Richard Cardona 1972-73
 VILADE, James 1994-95
 VINSON, Fred N. 1935-36-37
 VISKER, Jared 1996-97-98
 VOLZ, Kendal 2007

W

WAFER, Howard A. 1942
 WALTERS, Steve 1994-95
 WALKER, E. 1909
 WALKER, G. A. 1907
 WALKER, Jay Stewart 1966(M)-67(M)
 WALKER, Rob 1993-94
 WALKER, Sean 2002-03-04-05
 WALKER, Wes 1981
 WALKER, William H. "Bill" 1919
 WALTERS, John Scott 1972-73
 WALTERS, Roland E. 1950
 WALTON, Jason 1992-93-94
 WARD, H. L. 1907
 WARD, Larry J. "Jack" 1960-61
 WATSON, Gary Thomas 1965-66
 WEATHERS, Guy 1920
 WEAVER, Trent 1988-89
 WEBB, "Trey" Billy 2001-02-03
 WEEKLY, Richard 1937-38
 WEEMS, Beamer 2006-07
 WEGHORST, Jake 2006-07
 WEILMAN, Willis 1912-13
 WELLS, Joseph Michael 1975-76-77-78
 WELLS, Kip 1996-97-98
 WELLS, W. Stone "Red" 1930-31-32
 WHARTON, Joe 1992-93

WHITE, Robby 1994-95-96
 WHITE, Steven 2000-01-02-03
 WHITE, Woodrow Wilson 1935-36
 WICKER, E. T. 1904
 WIEBUSCH, ?? 1917-18
 WILCOX, Jim 1904
 WILIE, C. L. 1904-05-06-07-08
 WILIE, Ernest 1909-10-11
 WILKERSON, W. D. "Topsy" 1923
 WILKIRSON, Cad T. 1905-06-07
 WILLARD, Jon 1988
 WILLIAMS, Joel Thomas 1940
 WILLIAMS, Kenneth O. 1951-52-53
 WILLIAMS, Matt 1998-99-00-01
 WILLIAMSON, Arthur 1938
 WILLIAMSON, Clifford 1926
 WILLIAMSON, Roy Carter 1922-23-24
 WILLIS, Byron D. 1959-60-61
 WILLIS, Jack K. 1941
 WILLOUGHBY, Herman Taylor 1951-52-53
 WILSON, Bubba 1988(T)
 WILSON, Burnice 1986-87
 WILSON, David Woodrow 1967-68-69
 WILSON, Howard "Yank" 1916-17-19
 WILSON, James 1987(T)
 WILSON, Kenton L. 1972-73-74-75
 WILSON, Todd 1986-87
 WILSON, W. L. "Jake" 1929-30-31
 WIMPÉE, Andy 1966-67
 WITT, James R. 1939-40-41
 WITT, Paul 2002-03-04-05
 WOMBLE, Blake 2003
 WOMBLE, C. Oliver 1904-05-06
 WOOD, Cal 1980-81-82-83
 WOOD, Charlton B. 1916
 WOOD, Joe Victor 1922(M)
 WOOD, Werner 1925
 WOODS, James 1982
 WOODS, Leonard W. 1975-76-77
 WOODY, Abe 2003-04-05
 WOOLLEY, Johnny L. "Buddy" 1975-76-77
 WOYTEK, Reed 2006
 WUENSCH, Ronald W. 1963

Y

YARD, John 1985-87
 YORK, James Martin 1959
 YOUNG, David Edward 1960-61-62

Z

ZAMORA, Raul 1971-72
 ZAMORA, Robert 1965
 ZBORIL, Ron 1999-00-01-02
 ZYLKS, Donald Ray 1968(T)-69(T)




Kyle Reynolds



Kevin Sevigny



Steve Smith



Preston Underdown



Cal Wood

(M) - manager
(T) - trainer

ALL-TIME LINEUPS

1946

RF Chuck Devereaux
CF James Marino
LF Joe Szekely
3B Hal Harris
SS Billy Kimbrough
2B Jack Redding
1B Fred Grevelle
C Tom Chandler
P Manuel Garcia
P George Shearin
P Ben Sheets

1947

RF Chuck Devereaux
CF Chad Sneed
LF Joe Szekely
SS Hal Harris
2B Jack Redding
1B Tom Chandler
C Hugo Pearson
P Leroy Jarl
P Rickey Rowe
P George Shearin

1948

RF Chad Sneed
CF Chuck Devereaux
LF Fred Grevelle
3B J.B. Reeder
SS Hal Harris
2B Jack Redding
1B Tom Chandler
C Joe Szekely
P James Blair
P Fred Copeland
P Ben Hough
P Leroy Jarl
P Rickey Rowe
P Ben Sheets

1949

RF Joe Szekely
CF Chuck Devereaux
LF Dutch Schroeder
3B Buddy Parker
SS/P Adrian Burk
2B Jack Redding
1B Chad Sneed
C Hugo Pearson
P James Blair
P Fred Copeland
P Ben Hough
P Leroy Jarl
P Clyde Robinson

1950

RF Larry Isbell
CF Buddy Parker
LF Hubert Powell
3B Rudy Reyes
SS Robert Stotts
2B Roland Walters
1B Adrian Burk
C Hugh Pearson
P Fred Copeland
P Ray Fitzpatrick
P Clyde Robinson

1951

RF Bobby Stotts
CF Buddy Parker
LF Keith O'Brien
3B Ken Williams
SS Harry Davis
2B Ty Newton
1B Joe Miles
C Larry Isbell
P Ray Fitzpatrick
P Joe Mac Gresham
P Clyde Robinson

1952

OF Keith O'Brien
OF Taylor Willoughby
3B Ken Williams
SS Harry Davis
2B Ty Newton
1B Joe Miles
C Larry Isbell
P Ray Fitzpatrick
P Joe Mac Gresham

1953

RF Wayne Hopkins
LF Mickey Sullivan
3B Jerry Dykeman
SS Harry Davis
2B Ty Newton
1B Joe Miles
C Bobby Benge
P Jack Goodwyn
P Fred Gottlieb
P Bobby Holick

1954

RF Wayne Hopkins
LF Mickey Sullivan
3B Jerry Dykeman
SS Wayne Connally
1B Joe Miles
C Bobby Benge
P Jack Goodwyn
P Fred Gottlieb
P Bobby Holick

1955

RF Gary Freeman
CF Jerry Mallett
LF Allen Lucas
3B Jerry Dykeman
SS Wayne Connally
2B Tom Anderson
1B Jack Haney
P Jack Goodwyn
P Fred Gottlieb

1956

CF/P Jerry Mallett
OF/P Jacky Davis
OF Gary Freeman
3B Doyle Traylor
SS Wayne Connally
2B Tom Anderson
C Bobby Jack Oliver
C Gene Liston
P John Gilliam
P Jack Goodwyn
P Rudy Raughton
P Dan Sykes

1957

CF Jerry Mallett
OF Jacky Davis
OF Bill Dennis
C Lee Harrington
3B Bobby Jones
SS Fred Marberry
2B Doyle Traylor
1B Donnell Berry
P Thomas McCollum
P Matt Miller
P Rudy Raughton

1958

RF Bobby Gill
CF Pat Sisk
LF Bill Dennis
3B Richard Sale
SS Fred Marberry
2B Don Riddle
1B/C Bobby Jack Oliver
C Lee Harrington
P Bob Gullison
P Rudy Raughton
P Terry Shelton

1959

RF Billy Humphrey
CF Richard Sale
LF Ted Uhlaender
3B Don Riddle
SS Bob Turner
2B Jerry Funk
1B Mel Corbo
C Ed Carrell
P Bob Cullison
P Gerald Johnson
P Rudy Raughton
P Terry Shelton

1960

RF Tommy Letbetter
CF Arthur Fuentes
LF Ted Uhlaender
3B Bob Turner
SS Sam Terry
2B Jerry Funk
1B Bryon Willis
C Billy Hall
P Bobby Barnett
P Tom Pettigrew
P Jack Ward

1961

RF Tommy Letbetter
CF Arthur Fuentes
LF Ted Uhlaender
SS Sam Terry
2B Jerry Funk
1B Bryon Willis
C David Young
P Bobby Barnett
P Tom Pettigrew
P Jack Ward

1962

RF Tommy Letbetter
CF Audie Cox
LF Arthur Fuentes
OF/C Martin Murdock
3B Jimmy Fox
SS Ronnie Goodwin
2B John McEldowney
1B Fred Neely
C David Young
P Pete Charton
P Jimmy Fisher
P Henry Perkins

1963

RF Martin Murdock
CF Audie Cox
LF Jerry Hall
3B Jimmy Fox
SS Ronnie Goodwin
2B John McEldowney
1B/P Fred Neely
C John Tatum
P Richard Couey
P Henry Perkins
P John Porter

1964

RF Donnie Laurence
CF Jimmy Mallon
LF Gary Price
3B Jerry Hall
SS Bill Bain
2B John McEldowney
1B Fred Neely
C John Tatum
P Henry Perkins
P John Porter
P Gary Statham

1965

RF Ronnie Redman
CF Jimmy Mallon
LF Gary Price
3B Bill Bain
SS Don Looper
2B Gary Watson
1B Donnie Laurence
P Bill Beville
P Fred Rath
P Rod Robinson
P Gary Statham

1966

LF Ronnie Redman
OF Mike Adams
OF Don Rutledge
3B Bill Bain
SS Don Looper
SS/C Rickey Head
1B Donnie Laurence
C Butch McBroom
P John Bevil
P Tim Rath
P Rod Robinson

1967

OF Larry Boone
OF Ronnie Redman
OF/C Mike Adams
SS/C Rickey Head
2B David Wilson
1B Rusty Clark
P John Bevil
P Rod Robinson

1968

OF Mike Adams .204, 1, 9
OF Freddy Barton .188, 1, 6
OF Larry Boone .189, 0, 3
3B/2B Skip Balthrop .189, 0, 3
SS/C Rickey Head .274, 4, 15
2B David Wilson .222, 0, 4
1B Bill Dykes .341, 3, 11
P John Bevil 6-4, 1.05, 69
P Bill Duncan 3-0, 2.52, 13
P Rick Dusek 2-3, 2.09, 24

1969

CF John Dodgen .279, 1, 9
OF Larry Boone .253, 2, 10
OF/P Freddy Barton .161, 0, 10
3B/SS Skip Balthrop .190, 0, 1
2B David Wilson .116, 0, 5
1B Bill Dykes .273, 1, 4
1B Roland Lundy .289, 0, 6
P Dave Dorries 3-3, 5.06, 15
P Bill Duncan 2-3, 1.89, 15
P Ricky Dusek 3-4, 2.75, 37

1970

CF John Dodgen .307, 5, 13
OF Jerry Smith .216, 0, 6
3B Bart Bratcher .184, 2, 4
SS Wendell Crabb .180, 0, 5
2B Skip Balthrop .390, 4, 16
1B Bill Dykes .248, 3, 16
1B Roland Lundy .270, 0, 4
C George Lyons .250, 1, 12
P/O/F Freddy Barton 1-2, 1.77, 14
P Dave Dorries 2-3, 1.36, 18
P Bill Duncan 2-3, 2.26, 12
P Ricky Dusek 5-4, 3.99, 40

1971

RF Raul Zamora .315, 1, 16
CF John Dodgen .301, 3, 15
LF/3B Benny Copeland .324, 0, 16
3B Bart Bratcher .202, 1, 5
SS Bob Redding .243, 3, 15
2B Wendell Crabb .259, 3, 16
1B Roland Lundy .273, 0, 16
C Reggie Gwin .158, 0, 6
IF Phil Beall .214, 0, 6
P Rickie Fox 6-4, 1.95, 28
P Jim Sanders 4-4, 3.48, 38
P Steve Stuart 4-4, 3.79, 49

1972

RF Raul Zamora .276, 1, 14
OF Danny Dugan .247, 0, 8
OF Tom Stanton .212, 0, 2
OF/SS Bob Redding .236, 1, 7
3B Denny Copeland .259, 2, 19
SS Tommy Oliphint .305, 0, 4
2B Wendell Crabb .284, 3, 12
2B John Walters .275, 0, 5
P Rickie Fox 3-5, 3.76, 33
P Jim Sanders 6-5, 2.72, 47, 2
P Steve Stuart 4-3, 3.26, 41
P Rick Vela 5-5, 2.87, 42, 2

1973

CF Rick Clopton .300, 0, 6
OF James Keller .248, 3, 16
OF Tom Stanton .232, 2, 12
3B Denny Copeland .276, 1, 15
SS Tommy Oliphint .128, 0, 8
2B Kent Walters .198, 0, 6
1B Bob Redding .227, 4, 22
C/P Kent Wilson .148, 0, 2
P Rickie Fox 6-4, 2.84, 24
P Jim Sanders 4-4, 3.60, 46, 1
P Rick Vela 3-5, 3.00, 42, 1

1974

RF Danny Dugan .250, 5, 22
CF Richard Clopton .328, 3, 23
LF Rusty Hicks .232, 2, 21
3B Denny Copeland .195, 4, 15
SS Tommy Oliphint .252, 0, 7
2B Pee Wee Serna .268, 1, 23
1B Bill Goss .301, 1, 16
P/O/F Walter Kilgo 5-5, 5.44, 50
P Rickie Fox 4-4, 4.97, 20, 2
P Eddie Sherman 7-2, 2.71, 37
P Kent Wilson 3-1, 3.71, 24, 1

1975

RF Danny Dugan .269, 1, 17
CF Richard Clopton .308, 2, 23
LF Leonard Woods .232, 3, 10
3B Mike Johnson .288, 4, 23
SS Duncan Shanklin .272, 0, 13
2B Pee Wee Serna .310, 5, 23
1B Ken Kolkhorst .288, 7, 32
P Burl Coker 5-3, 5.10, 33, 1
P Walter Kilgo 9-4, 2.91, 66
P Harry Shipley 2-3, 4.36, 26

1976

RF Shane Nolen .312, 4, 30
CF Richard Clopton .326, 5, 26
LF Leonard Woods .256, 5, 17
3B Steve Macko .285, 1, 18
SS Duncan Shanklin .281, 3, 12
2B Mike Wells .250, 2, 14
1B/DH Ken Kolkhorst .180, 1, 12
C Buddy Woolley .229, 1, 8
P Andy Beane 8-1, 3.21, 60
P Burl Coker 4-5, 3.47, 32, 1
P Mike Roberts 6-2, 2.91, 36

ALL-TIME LINEUPS

1977			1982			1986			1990		
RF/P	Shane Nolen	So. .252, 4, 29	RF	Randy Hill	Jr. .202, 1, 17	RF	Brad Douglas	Sr. .321, 4, 41	RF	Mike Briley	Jr. .324, 2, 15
LF	Leonard Woods	Sr. .295, 13, 44	CF	Cedric Mack	Jr. .232, 2, 12	CF	Tony Huey	Jr. .348, 5, 38	CF	Mike Robison	Jr. .331, 1, 31
3B	Fritz Connally	Fr. .306, 7, 47	LF	Jay Jeffrey	Sr. .239, 1, 9	LF/DH	Mike Malinak	Jr. .372, 12, 57	LF/DH	Kevin Ellis	So. .338, 10, 41
SS	Steve Macko	Sr. .417, 8, 49	3B	Cal Wood	Jr. .237, 2, 13	3B	Steve Jarvie	Jr. .278, 4, 31	3B	Ray Hammond	So. .276, 2, 29
2B	Duncan Shanklin	Sr. .289, 1, 19	SS	Steve Ecton	Jr. .191, 1, 8	SS	Brad Meyer	Jr. .354, 3, 44	SS	Steve Klifafas	Jr. .377, -
DH/1B	Ken Kalkhorst	Jr. .363, 6, 51	2B/SS	James Woods	Jr. .278, 5, 23	2B	Shawn McAfee	Jr. .295, 0, 32	2B	Brian Black	Fr. .273, 0, 6
1B	Luke Prestridge	So. .304, 4, 24	1B	Billy "Tank" Davis	Jr. .297, 6, 32	1B	Keith Shepherd	Sr. .359, 8, 43	1B/RF	Tommy Echols	Sr. .256, 5, 27
C	Mike Czimskey	Sr. .276, 9, 37	DH/C	Spike Hubenak	Jr. .245, 2, 12	C	Todd Hawkins	Jr. .325, 7, 53	1B/DH	Sean Severide	So. .250, 4, 21
P/CF	Burl Coker	Jr. 10-4, 2.27, 59	C	Jim Trevathan	Jr. .359, 7, 21	DH/3B	Nate Jones	Fr. .269, 1, 15	C	Charlie Rigney	Jr. .256, 1, 20
P	Sammy Bickham	Fr. 10-4, 3.18, 86	P	Jerry Arnold	Sr. 4-6, 3.29, 58	UT	Kenneth Patterson	Sr. .255, 3, 15	DH	Emile Sevadjian	So. .273, 3, 34
P	Don Brazell	Sr. 1-1, 3.07, 32, 2	P	Stan Hilton	Jr. 3-2, 4.50, 41	SP/RF	Blaine Beatty	Sr. 10-4, 3.63, 79, 3	SP	Scott Ruffcorn	So. 9-3, 2.60, 78
P	Jaime Cocanower	So. 8-3, 2.49, 59, 1	P	Steve Smith	So. 5-4, 1.72, 38	SP	Ted Richardson	So. 9-6, 2.74, 46	SP	Glenn Nevill	Jr. 5-5, 3.78, 70
						SP	Bruce Aguilar	Fr. 6-3, 3.63, 34	SP	Lee Price	Jr. 6-3, 3.69, 42
						SP/RF	Craig Gummelt	Jr. 4-3, 4.20, 36, 0	RP	Frank Foltyn	So. 7-3, 4.16, 49, 2
						RP	Randy Swanberg	Jr. 2-2, 4.00, 15, 0	RP	Brian Carpenter	Fr. 5-4, 3.08, 40, 5
1978			1983			1987			1991		
RF	Mike Wells	Sr. .258, 3, 26	RF	Randy Hill	Sr. .342, 1, 10	RF	Todd Wilson	Sr. .331, 3, 28	RF	Michael Briley	Sr. .294, 6, 42
OF/P	Shane Nolen	Jr. .309, 9, 37	CF	Ronnie King	Jr. .308, 4, 19	CF	Tony Huey	Sr. .358, 5, 41	CF	Mike Robison	Sr. .313, 1, 14
LF	Mike Johanson	Jr. .298, 6, 48	LF	Blair Hibbert	Jr. .269, 0, 16	RF	Mike Malinak	Sr. .363, 9, 49	LF	Jahn Finke	Jr. .338, 13, 48
3B	Fritz Connally	So. .316, 11, 44	3B	Cal Wood	Sr. .312, 6, 30	3B	Nate Jones	So. .342, 3, 32	3B	Ray Hammond	Jr. .270, 2, 27
SS	Bill Crosby	Sr. .254, 1, 9	2B	Steve Ecton	Sr. .232, 1, 16	SS	Brad Meyer	Sr. .309, 3, 29	SS/2B	Mike Bohny	Fr. .261, 2, 28
2B	Manual Ordonez	Sr. .291, 2, 34	1B	Richard Gough	Jr. .231, 1, 15	2B	Shawn McAfee	Sr. .317, 2, 36	2B	Brian Black	So. .253, 1, 20
1B	Luke Prestridge	Jr. .332, 4, 33	C/DH	Spike Hubenak	Sr. .280, 3, 14	1B	Steve Jarvie	Sr. .238, 9, 36	1B	Kevin Ellis	Jr. .338, 11, 53
P/CF	Burl Coker	Jr. 9-2, 1.64, 41, 2	DH/C	Jim Trevathan	Sr. .289, 3, 25	C	Todd Hawkins	Sr. .295, 6, 43	C	Charlie Rigney	Sr. .326, 5, 45
P	Jaime Cocanower	Jr. 4-5, 5.87, 46	P	Stan Hilton	Sr. 8-2, 2.74, 51	DH	Burnice Wilson	So. .263, 3, 16	DH	Sean Severide	Jr. .307, 8, 33
P	Jon Perlman	Jr. 5-3, 3.50, 44, 1	P	Alan McKay	Jr. 4-1, 2.51, 39, 7	SP	Pat Combs	So. 9-1, 2.76, 88	SP	Glenn Nevill	Sr. 6-2, 2.47, 72
P	Mike Roberts	Jr. 6-1, 2.36, 36, 2	P	Steve Smith	Jr. 6-7, 3.57, 47	SP	Craig Gummelt	Sr. 5-5, 4.47, 58	SP	Lee Price	Sr. 7-5, 3.75, 51
						SP/RF	Robert Levens	Jr. 4-3, 4.94, 41, 0	SP	Scott Ruffcorn	Jr. 7-1, 2.87, 52
						SP/RF	Braz Davis	Jr. 4-0, 8.05, 25, 0	SP/RF	Brian Carpenter	So. 6-4, 4.43, 60, 2
						RP	Randy Swanberg	Sr. 3-1, 3.60, 20, 3	SP/RF	Jason Rathburn	Fr. 3-1, 3.19, 32, 3
									RP	Frank Foltyn	Jr. 9-3, 3.00, 64, 2
1979			1984			1988			1992		
RF/DH	Greg Pennington	Jr. .400, 3, 29	RF	Richard Gough	Sr. .235, 1, 26	RF	Joe Guidry	Fr. .241, 3, 24	RF	Kevin Ellis	Sr. .313, 1, 20
CF/P	Shane Nolen	Sr. .211, 3, 14	CF	Ronnie King	Sr. .353, 4, 30	CF	Mike Robison	Fr. .240, 1, 9	CF	Matt Trozzo	So. .269, 0, 20
LF	Mike Johanson	Sr. .224, 3, 14	LF	Blair Hibbert	Sr. .328, 3, 26	LF/DH	Jackie Ball	Sr. .255, 3, 15	LF	Jahn Finke	Sr. .240, 3, 24
3B	Fritz Connally	Jr. .340, 6, 25	3B	Mike Malinak	Fr. .283, 4, 34	3B	Mike Briley	Fr. .273, 4, 19	3B	Ray Hammond	Sr. .268, 2, 28
SS	Matt Schaper	Jr. .248, 1, 13	SS	Kyle Todd	Jr. .323, 5, 21	SS	Steve Klifafas	Fr. .232, 1, 23	SS	Mike Bohny	So. .281, 2, 21
IF/DH	Brent Lummus	So. .283, 1, 17	2B	Brad Meyer	Fr. .343, 1, 32	2B	Trent Weaver	Jr. .311, 2, 28	2B	Brian Black	Jr. .319, 0, 19
1B	Luke Prestridge	Sr. .370, 4, 30	1B/P	Keith Shepherd	So. .373, 2, 34	1B	Brent Morton	Jr. .279, 3, 24	1B	Sean Severide	Sr. .285, 5, 27
C	Gene de los Santos	Jr. .231, 1, 18	C	Brad Lamberth	Fr. .304, 0, 14	C/1B	Chad Patterson	Sr. .288, 0, 18	C/DH	Jason Marshall	Jr. .247, 2, 21
P	Andy Beene	Sr. 5-3, 5.24, 51	P/DH	Kenneth Patterson	So. 5-4, 5.99, 42	DH	Trent Stroth	Sr. .277, 1, 24	C/DH	Emile Sevadjian	Jr. .248, 2, 8
P	Jon Perlman	Sr. 12-3, 2.76, 50	P	Don Dumas	Jr. 4-4, 5.24, 27, 1	SP	Pat Combs	Jr. 7-6, 2.16, 97, 2	SP	Brian Carpenter	Jr. 8-6, 2.15, 82
P	Mike Roberts	Sr. 5-2, 2.45, 41, 5	P	Craig Gummelt	Fr. 3-3, 5.27, 35, 1	SP/RF	Bruce Aguilar	Jr. 7-3, 3.12, 55	SP	David Elsbernd	Jr. 8-2, 3.86, 47
			P	Alan Koonce	Jr. 5-5, 5.96, 27	SP/RF	Robert Levens	Sr. 2-1, 4.90, 33, 0	SP	Jason Rathburn	So. 4-6, 3.76, 53
						SP/RF	Glenn Nevill	Fr. 2-4, 6.04, 18, 0	SP	Frank Foltyn	Sr. 2-5, 2.32, 43
						RP	Jeff Kilgore	Jr. 2-6, 4.93, 32, 1	RP	Joe Wharton	Jr. 3-3, 5.01, 33, 3
1980			1985			1989			1993		
RF	Mark Malthaner	Sr. .206, 0, 9	RF/1B	Keith Shepherd	Jr. .288, 8, 32	RF	Tommy Echols	Jr. .303, 5, 33	RF	Jack Stubbs	Jr. .241, 0, 13
CF	Mark Simon	Jr. .309, 6, 22	CF	Tony Huey	So. .337, 4, 39	CF	Mike Robison	So. .343, 0, 24	CF	Matt Trozzo	Jr. .316, 1, 32
OF/DH	Greg Pennington	Sr. .279, 3, 29	LF/DH	Steve Jarvie	So. .374, 5, 27	LF	Chant Duplantier	Jr. .253, 0, 18	UT	Marty Crawford	Fr. .350, 1, 29
3B	Fritz Connally	Sr. .322, 14, 49	OF	Brad Douglas	Jr. .273, 2, 27	3B/DH	Mike Briley	So. .372, 2, 23	3B	Mike Bohny	Jr. .286, 4, 46
SS	Matt Schaper	Sr. .311, 0, 13	3B	Kyle Todd	Sr. .362, 6, 43	SS	Steve Klifafas	Sr. .337, 2, 33	SS/2B	Brent Shepherd	Jr. .258, 0, 21
2B	Brent Lummus	Jr. .301, 3, 26	SS	Greg Dennis	Sr. .370, 6, 28	2B/3B	Trent Weaver	So. .327, 7, 26	2B	Brian Black	Sr. .259, 3, 24
1B	Jim Mick	Jr. .297, 3, 26	2B	Brad Meyer	So. .233, 2, 20	1B	Sean Severide	Fr. .296, 2, 24	1B/OF	Mark Martin	Jr. .307, 4, 21
C	Gene de los Santos	Sr. .377, 5, 42	1B	Mike Malinak	So. .320, 8, 34	C	Charlie Rigney	So. .240, 0, 18	C	Jason Marshall	Sr. .335, 11, 59
P	Jerry Arnold	So. 6-5, 3.42, 49, 1	C	Todd Hawkins	So. .351, 4, 34	UT	Jud Arrington	Fr. .287, 0, 18	DH	Joe Warton	Sr. .345, 4, 35
P	Paul Farmer	Jr. 4-4, 5.43, 29	P/DH	Kenneth Patterson	Jr. 6-1, 3.44, 70	SP	Bruce Aguilar	Sr. 6-6, 5.66, 77	SP	Aaron Lineweaver	Fr. 9-5, 3.28, 82
P	Lee Tunnell	So. 8-3, 3.85, 51	P	Blaine Beatty	Jr. 9-4, 3.69, 71, 1	SP	Glenn Nevill	So. 7-1, 2.82, 65	SP	Jason Rathburn	Jr. 7-5, 3.16, 74
			P	Alan Koonce	Sr. 4-3, 2.84, 50, 3	SP	Scott Ruffcorn	Fr. 4-3, 4.63, 54	SP	Dean Crow	Jr. 7-3, 4.84, 45
			P	Don Dumas	Sr. 5-2, 2.38, 36, 4	SP	Jeff Kilgore	Sr. 6-2, 5.45, 63	SP/RF	Joe Wharton	Sr. 10-3, 2.54, 85
						RP	Frank Foltyn	Fr. 5-2, 3.72, 53, 5	RP	Jeff Martin	Sr. 1-0, 2.48, 15, 2
									RP	Bret Bearden	Jr. 6-2, 4.71, 43, 5

BATTERS: .AVG, HR, RBI
STARTING PITCHERS: W-L, ERA, K
RELIEF PITCHERS: W-L, ERA, K, Sv
TEAM LEADER IN BOLD

POSITION STARTERS:
 - lead team in starts at position
 - start minimum 50 pct. of team's games

STARTING PITCHERS:
 - top four in games started
 - Min. 1 start per 6 team games

RELIEF PITCHERS:
 - appear in min. 35 pct. of team's games
 - min. 1.0 IP per team game
 - lead team in saves
 - lead team in relief appearances

ALL-TIME LINEUPS

1994

RF	Mark Martin	Sr.	.250, 2, 26
CF	Matt Trozzo	Sr.	.320, 1, 21
LF/DH	Marty Crawford	So.	.353, 1, 35
3B	Casey Carter	Fr.	.313, 2, 26
SS	Brent Shepherd	Sr.	.289, 1, 20
2B	Mike Bohny	Sr.	.342, 2, 40
1B	Traynor Reitmeier	So.	.248, 1, 14
C	Jason Walton	Sr.	.247, 1, 15
SP	Brett Bearden	Sr.	7-6, 3.31, 61
SP	Aaron Lineweaver	So.	4-6, 6.20, 50
SP	Aaron Richards	Jr.	2-4, 5.59, 29
SP/RP	Steve Waites	Jr.	6-6, 4.35, 51, 1
RP	Kris Lambert	Fr.	1-2, 7.55, 42, 1

1995

RF	Marty Crawford	Jr.	.350, 1, 38
CF	Ben Bronson	Jr.	.250, 0, 11
LF	Lance Lacy	Jr.	.250, 0, 15
3B	Ron Patterson	Jr.	.245, 0, 22
SS	Scott Morrison	Jr.	.247, 4, 22
2B	Casey Carter	So.	.289, 1, 25
1B/DH	Matt Corson	So.	.277, 0, 30
1B/DH	Traynor Reitmeier	Jr.	.250, 2, 20
C	Steve Martinez	Jr.	.230, 2, 14
SP	Kris Lambert	So.	3-5, 5.02, 65
SP	Tim Peters	Jr.	7-5, 3.93, 68
SP	Aaron Lineweaver	Jr.	3-7, 6.22, 37
SP/RP	Steve Waites	Sr.	4-5, 6.14, 40, 1
SP/RP	Brett Bergman	Fr.	2-3, 7.35, 41, 1
RP	Matthew Marcom	Fr.	5-2, 3.28, 25, 4

1996

RF	Jeremy Dodson	Fr.	.349, 2, 29
CF	Jon Topolski	Fr.	.319, 3, 26
LF	James Blair	Fr.	.277, 1, 26
OF	Mark Cogdill	Fr.	.265, 2, 29
3B	Ron Patterson	Sr.	.293, 2, 20
SS	Scott Morrison	Sr.	.312, 3, 47
2B	Marty Crawford	Sr.	.414, 10, 67
1B	Steve Reintjes	Jr.	.329, 5, 44
C	Steve Martinez	Sr.	.308, 5, 34
DH	Eric Nelson	Fr.	.331, 0, 29
SP	Kris Lambert	Jr.	10-5, 3.67, 81
SP	Kip Wells	Fr.	5-6, 6.27, 74
SP/RP	Matthew Marcom	So.	6-5, 6.25, 44, 1
RP	Brett Bergman	So.	4-5, 4.68, 59, 3

1997

RF	Jeremy Dodson	So.	.337, 15, 46
CF	Jon Topolski	So.	.353, 11, 46
LF	James Blair	So.	.376, 10, 51
3B	Preston Underdown	Fr.	.287, 3, 23
SS	Eric Boisjoly	Jr.	.297, 0, 35
2B	Eric Nelson	So.	.368, 4, 46
1B	Jeff Moore	Jr.	.295, 1, 18
1B	Steve Reintjes	Sr.	.260, 2, 14
C	Chad Polk	Jr.	.319, 8, 36
DH	Jason Jennings	Fr.	.304, 4, 35
SP	Kris Lambert	Sr.	8-6, 4.35, 104
SP	Kip Wells	So.	3-4, 6.35, 79
SP	Michael Bradford	Jr.	3-3, 6.54, 51
RP	Matthew Marcom	Jr.	4-1, 6.61, 33, 1
RP	Brett Bergman	Jr.	7-3, 3.25, 40, 2
RP	Jason Jennings	Fr.	3-5, 2.90, 79, 10

1998

RF	Jeremy Dodson	Jr.	.342, 13, 57
CF	Jon Topolski	Jr.	.344, 19, 54
LF	James Blair	Jr.	.342, 10, 49
3B	Matt Williams	Fr.	.304, 9, 38
SS	Preston Underdown	So.	.272, 5, 43
2B	Eric Nelson	Jr.	.317, 13, 50
1B	Charley Carter	Sr.	.402, 21, 86
C	Bryan Loeb	So.	.289, 3, 26
C	Chad Polk	Sr.	.205, 4, 17
DH	Jason Jennings	So.	.327, 18, 58
SP	Kip Wells	Jr.	13-4, 3.71, 135
SP	Jason Jennings	So.	11-4, 5.08, 126
SP	Brett Bergman	Sr.	7-7, 5.31, 84
RP	Josh Scott	Fr.	3-1, 2.50, 51, 1
RP	Mark Outlaw	Jr.	3-2, 3.76, 45, 1
RP	Matthew Marcom	Sr.	1-0, 5.36, 27, 3
RP	Michael Bradford	Sr.	3-0, 2.55, 32, 3

1999

RF	Jaime Bubela	So.	.312, 3, 28
CF	Jon Topolski	Sr.	.358, 17, 61
LF	Mark Cogdill	Jr.	.330, 5, 37
OF	Anthony Hensley	Jr.	.346, 2, 19
3B	Preston Underdown	Jr.	.302, 5, 47
SS	Jace Brewer	Fr.	.278, 6, 44
2B	Eric Nelson	Sr.	.362, 17, 79
1B	Matt Williams	So.	.318, 19, 67
C	Bryan Loeb	Jr.	.225, 8, 26
DH	Jason Jennings	Jr.	.386, 17, 68
SP	Jason Jennings	Jr.	13-2, 2.58, 172
SP/RP	Chad Hawkins	Jr.	7-3, 3.89, 108, 3
SP	Josh Scott	So.	10-2, 4.87, 110
RP	Justin Taylor	Fr.	5-4, 5.06, 41, 1
RP	Mark Outlaw	Sr.	4-3, 5.80, 44, 1

2000

RF	Jaime Bubela	Jr.	.341, 1, 33
CF	Anthony Hensley	So.	.264, 2, 30
LF	Steve Dorneman	Sr.	.283, 2, 26
3B	Matt Williams	Jr.	.256, 2, 29
SS	Jace Brewer	So.	.304, 8, 50
2B	Preston Underdown	Sr.	.297, 0, 24
1B	Mike Huggins	Fr.	.312, 6, 35
C	Kelly Shoppach	So.	.296, 10, 39
DH	Ross Bennett	Fr.	.285, 3, 31
SP	Chad Hawkins	Sr.	11-5, 1.82, 106
SP	Kyle Evans	Jr.	11-2, 3.53, 82
SP	Josh Scott	Jr.	4-3, 5.13, 73
RP	Zane Carlson	Fr.	1-2, 2.28, 46, 15

2001

RF	David Murphy	Fr.	.271, 5, 37
CF	Chris Durbin	So.	.358, 14, 57
LF	Tim Hartshorn	Jr.	.322, 4, 32
3B	Matt Williams	Sr.	.280, 13, 45
SS	Mark Saccomanno	Jr.	.203, 2, 31
2B	Trevor Mote	Sr.	.313, 5, 34
1B	Mike Huggins	So.	.307, 1, 36
C	Kelly Shoppach	Jr.	.397, 12, 69
DH	Ron Zboril	Jr.	.288, 5, 16
SP	Steven White	So.	10-3, 3.49, 80
SP	Josh Scott	Sr.	4-4, 3.65, 51
SP	Jared Theodorakos	So.	6-3, 3.86, 42
SP	Justin Taylor	Jr.	8-2, 2.86, 68
RP	Paul Thorp	So.	3-1, 4.19, 42, 4
RP	Zane Carlson	So.	1-6, 5.45, 44, 8

2002

RF	David Murphy	So.	.318, 6, 38
CF	Chris Durbin	Jr.	.352, 6, 46
LF	Tim Hartshorn	Sr.	.287, 4, 24
3B	Michael Griffin	Fr.	.282, 7, 50
2B	Trey Webb	So.	.333, 4, 33
SS	Eric Errante	Jr.	.277, 0, 21
1B	Mike Huggins	Jr.	.338, 10, 62
C	Paul Richmond	Jr.	.329, 6, 37
DH	Ross Bennett	Jr.	.357, 6, 41
DH/C	Josh Ford	Fr.	.267, 2, 22
SP	Justin Taylor	Sr.	9-2, 3.82, 85
SP	Steven White	Jr.	5-4, 4.95, 73
SP	Jared Theodorakos	Jr.	3-6, 5.18, 105
RP	Paul Thorp	Jr.	4-2, 4.38, 59, 1
RP	Kyle Edens	Sr.	5-6, 3.44, 58, 14

2003

RF	David Murphy	Jr.	.413, 11, 67
CF	Chris Durbin	Sr.	.346, 18, 50
LF	Michael Griffin	So.	.350, 11, 76
3B	Paul Witt	So.	.255, 4, 21
SS	Trey Webb	Jr.	.284, 5, 45
2B	Kyle Reynolds	So.	.286, 2, 33
1B	Mark Saccomanno	Sr.	.381, 9, 44
C	Josh Ford	So.	.314, 12, 63
DH	Ross Bennett	Sr.	.354, 4, 46
SP	Steven White	Fr.	9-4, 4.12, 130
SP	Mark McCormick	Fr.	6-3, 5.32, 66
SP	Trey Taylor	So.	2-3, 5.53, 31
SP	Sean Walker	So.	8-5, 4.77, 62
RP	Ryan LaMotta	Fr.	7-3, 3.48, 62, 3
RP	Abe Woody	Fr.	6-0, 4.22, 41, 3
RP	Zane Carlson	Jr.	3-4, 2.61, 71, 11

2004

RF	Mike Pankratz	So.	.311, 6, 33
CF	Kevin Sevigny	So.	.324, 1, 14
LF	Reid Brees	Jr.	.355, 3, 28
3B	Michael Griffin	So.	.291, 10, 40
SS	Kyle Reynolds	Jr.	.323, 4, 39
2B	Paul Witt	Jr.	.327, 1, 28
1B/2B	Drew Sutton	Jr.	.304, 8, 40
C	Jared Clements	Sr.	.196, 0, 12
C	Zach Dillon	So.	.252, 2, 14
DH	Josh Ford	Jr.	.310, 14, 43
SP	Trey Taylor	Jr.	6-3, 3.16, 62
SP	Sean Walker	Jr.	4-6, 4.24, 42
SP	Mark McCormick	So.	2-4, 4.70, 42
SP	Jared Theodorakos	Sr.	3-4, 4.85, 32
RP	Ryan LaMotta	So.	2-5, 3.88, 55, 3
RP	Abe Woody	So.	5-1, 2.78, 38, 5

2005

RF	Mike Pankratz	Sr.	.198, 3, 16
CF	Chase Gerdes	So.	.257, 1, 23
LF	Reid Brees	Sr.	.278, 2, 26
OF	Kevin Sevigny	Jr.	.230, 3, 23
3B	Kevin Russo	Jr.	.286, 3, 36
SS	Paul Witt	Sr.	.251, 1, 29
2B	Michael Griffin	Sr.	.293, 7, 34
1B	Kyle Reynolds	Jr.	.258, 8, 34
C	Josh Ford	Sr.	.328, 9, 41
DH	Zach Dillon	Jr.	.304, 2, 43
SP	Mark McCormick	Jr.	8-4, 2.96, 115
SP	Trey Taylor	Sr.	7-6, 3.62, 89
SP	Cory VanAllen	So.	8-4, 4.02, 68
RP	Jeff Mandel	So.	4-0, 1.91, 27, 0
RP	Ryan LaMotta	Jr.	5-2, 2.15, 82, 7
RP	Abe Woody	Jr.	10-3, 2.58, 41, 11

2006

RF	Kevin Sevigny	Sr.	.274, 4, 29
CF	Chase Gerdes	Jr.	.292, 2, 34
LF	Seth Fortenberry	Sr.	.326, 9, 44
3B	Kevin Russo	Sr.	.276, 2, 35
SS	Beamer Weems	Fr.	.297, 8, 47
2B	Ben Booker	Fr.	.268, 2, 23
1B	Tim Jackson	Jr.	.268, 0, 31
C	Zach Dillon	Sr.	.364, 4, 47
DH	Matt Sodolak	Jr.	.257, 0, 29
SP	Cory VanAllen	Jr.	8-5, 4.16, 56
SP	Ryan LaMotta	Sr.	7-6, 3.73, 60
SP	Tim Matthews	So.	6-5, 5.03, 39, 1
SP	Randall Linebaugh	So.	6-1, 3.42, 65
RP/SP	Jeff Mandel	Jr.	2-3, 4.40, 38, 8
RP	Jake Weghorst	Jr.	1-0, 1.73, 11
RP	Nick Cassavechia	So.	3-4, 3.03, 28, 8

2007

RF	Aaron Miller	Fr.	.296, 4, 35
CF	Chase Gerdes	Sr.	.294, 5, 35
LF	Ben Booker	So.	.306, 2, 32
3B	Raynor Campbell	Fr.	.321, 5, 29
SS	Beamer Weems	So.	.321, 9, 59
2B	Shaver Hansen	So.	.296, 3, 35
1B/DH	Dustin Dickerson	Fr.	.292, 3, 30
C	Matt Czimskey	Sr.	.362, 9, 37
DH/C	Matt Sodolak	Sr.	.281, 1, 16
DH/1B	Tim Jackson	Sr.	.254, 5, 31
SP	Jeff Mandel	Sr.	7-8, 4.55, 77
SP	Kendal Volz	Jr.	6-2, 5.16, 65
SP	Randall Linebaugh	Fr.	3-5, 5.86, 54
SP	Wade Mackey	Fr.	4-3, 3.18, 37
RP	Tim Matthews	Jr.	2-2, 4.64, 22, 1
RP	Nick Cassavechia	Jr.	6-2, 3.12, 72, 11



Michael Griffin started 257 games, 15 more than any other Bear has ever played

YEARLY TEAM STATISTICS

BATTING

YEAR	G	AVG	AB	R	H	2B	3B	HR	RBI	SLG	SB-SBA	BB	SO	HBP
1946 *	15	.284	520	126	148				99	.440				
1947 *	14	.270	473	112	128				90	.389				
1948 *	14	.297	498	120	148				92	.438				
1949 *	15	.289	483	102	140				89	.385				
1950 *	15	.233	506	75	118	13	8	5	61	.320	18	61	85	9
1951 *	15	.238	483	66	115	18	2	7	54	.327	18	91	80	10
1952 *	15													
1953 *	12													
1954 *	15	.286	486	93	139	25	6	4	78	.387	19	102	63	2
1955 *	15	.251	505	83	127	18	2	12	66	.366	15	74	97	3
1956	23	.281	830		233					.281				
1957	21	.251	574	106	144	22	6	14	95	.383	36			
1958	22													
1959	25	.247	823	127	203	50	3	15	108	.369	39	94	200	3
1960	22	.277	721	145	200	31	5	20	117	.417	38			
1961	23													
1962	24	.264	750	150	198	36	9	8		.368	38	88	86	6
1963	24	.233	808	103	188	28	7	7	91	.311	24	76	135	5
1964	25	.252	805	122	203	26	5	8	92	.327	43	93	133	9
1965	25	.271	838	158	227	37	13	10	130	.382	33	113	165	11
1966	29	.218	952	119	208	32	4	18	96	.317	40	117	208	10
1967	25	.229	455	40	104	21	3	5	33	.321	10	41	86	
1968	27	.246	746	93	184	33	7	16	75	.374	15	78	137	7
1969	27	.200	839	77	168	29	1	7	66	.262	29	117	161	8
1970	37	.246	1120	125	276	31	8	16	101	.331	41	114	208	11
1971	39	.247	1085	150	267	40	3	11	129	.319	19	126	208	11
1972	40	.248	1110	134	275	51	8	8	111	.330	31	140	200	
1973	38	.224	1018	133	225	38	2	11	107	.295	26			
1974	44	.246	1242	196	305	37	12	19	163	.341	48	186	203	
1975	44	.277	1330	241	368	65	6	29	207	.400	41	190	215	
1976	42	.269	1205	203	324	64	4	27	185	.396	67	173	152	10
1977	58	.306	1838	485	563	89	20	61	364	.476	37	337	265	
1978	51	.294	1662	346	488	94	12	50	303	.455	30-39	255	193	
1979	49	.270	1424	240	385	80	6	26	203	.390	39-48	208	143	
1980	44	.296	1370	299	405	88	12	39	259	.463	39-52	224	150	
1981	45	.276	1311	220	362	62	10	37	203	.423	39-51	174	184	
1982	47	.249	1318	193	328	49	10	31	171	.372	59-80	217	233	
1983	48	.272	1278	223	348	57	9	22	198	.383	64-105	244	205	
1984	49	.307	1491	313	458	91	22	30	282	.458	57-74	210	192	
1985	55	.317	1598	367	507	80	32	51	322	.503	49-81	244	205	
1986	62	.325	1825	454	594	103	39	49	404	.505	78-119	273	207	
1987	53	.311	1583	383	493	73	38	47	342	.495	85-111	270	180	
1988	56	.257	1678	253	432	73	14	20	209	.353	96-121	252	284	
1989	51	.303	1553	326	471	88	26	20	274	.432	88-113	204	230	
1990	52	.291	1604	328	466	69	18	34	284	.420	84-118	199	232	
1991	60	.299	1881	377	562	84	27	51	342	.453	93-123	256	287	
1992	55	.265	1670	251	443	74	18	17	214	.362	120-150	202	337	
1993	60	.298	1869	380	557	77	27	30	326	.416	100-138	275	327	33
1994	52	.291	1680	300	489	68	20	14	252	.380	128-163	243	258	29
1995	53	.263	1733	252	455	82	21	10	222	.351	69-106	239	302	28
1996	59	.315	2084	462	656	132	29	42	404	.466	73-101	267	343	55
1997	55	.318	1984	418	630	119	29	61	377	.499	78-103	260	380	35
1998	62	.319	2184	517	696	143	25	115	485	.565	100-126	290	477	49
1999	65	.324	2344	565	759	140	23	108	522	.541	146-172	310	426	52
2000	62	.286	2096	412	599	140	14	45	365	.430	109-145	283	414	71
2001	61	.301	2159	449	650	157	17	64	395	.478	50-72	229	392	45
2002	62	.314	2210	438	693	131	34	53	401	.476	68-93	225	356	50
2003	68	.326	2522	545	823	167	29	83	512	.514	44-65	254	398	63
2004	60	.299	2033	357	608	114	20	54	329	.455	57-79	207	428	47
2005	70	.269	2376	361	639	126	21	46	331	.398	71-102	215	450	61
2006	63	.284	2079	394	590	104	32	35	355	.415	88-111	256	414	62
2007	62	.293	2098	407	614	129	26	48	372	.445	58-79	246	473	50

* 1946-1955 statistics reflect conference games only

YEARLY TEAM STATISTICS

PITCHING

YEAR	G	W-L	PCT.	SV	CG	SHO	ERA	IP	H	R	ER	BB	SO	HBP	WP
1946 *	15	9-6	.600												
1947 *	14	9-5	.643												
1948 *	14	9-5	.643												
1949 *	15	9-6	.600												
1950 *	15	8-7	.533												
1951 *	15	6-9	.400												
1952 *	15	9-6	.600												
1953 *	12	7-5	.583												
1954 *	15	9-5-1	.633												
1955 *	15	7-8	.467												
1956	23	12-11	.522			1									
1957	21	10-11	.476			1		179.0	142	98		106	139		
1958	22	5-17	.227			0									
1959	25	12-13	.480			1	4.29	216.0	183	138	103	148	159	8	19
1960	22	15-7	.682			3	3.30	188.0	156	113	69	113	113		
1961	23	18-4-1	.804			3									
1962	24	17-7	.708			5	3.66	199.0	153	99	81	99	150		
1963	24	13-11	.542			0	3.06	209.0	197	109	71	85	143	10	
1964	25	18-7	.720		15	4	1.82	217.0	155	63	44	65	151	10	2
1965	25	18-7	.720		13	4	2.35	218.0	169	83	57	102	150	3	5
1966	28	18-10	.643		12	4	2.36	263.0	213	95	69	125	199	5	6
1967	25	8-17	.320			3									
1968	27	14-13	.519		18	4	1.70	222.0	172	87	42	83	152		
1969	27	10-17	.370		14	4	2.88	228.1	222	106	73	62	111	8	
1970	37	16-21	.432		21	3	2.76	300.1	276	125	92	114	208	11	
1971	39	17-22	.436		27	4	3.43	286.1	286	167	109	98	154	9	10
1972	40	20-20	.500	4	27	4	3.77	296.0	301	149	124	120	179	10	0
1973	38	21-17	.553	3		6	3.62	253.2	261	142	102	97	173		
1974	44	25-19	.568	8		5	3.88	341.1	329	194	147	168	196		
1975	44	25-19	.568	7		4	4.15	343.0	359	198	158	140	211		
1976	42	23-19	.548	3		4	3.49	314.1	275	171	122	166	213		
1977	58	43-15	.741	4	22	7	3.10	456.0	347	193	157	231	313	25	11
1978	51	32-19	.627	6	12	4	4.08	414.2	404	270	188	231	271		
1979	49	34-15	.694	10	12	5	3.72	374.2	315	197	155	211	251	14	
1980	44	25-19	.568	2	19	2	5.53	338.2	369	352	208	209	185	13	
1981	45	21-24	.467	1	13	0	5.20	346.0	358	264	200	207	224	23	
1982	47	25-22	.532	8	11	5	3.31	353.1	324	189	130	176	233	11	
1983	48	26-22	.542	7	15	4	4.08	361.2	375	230	164	193	249	5	
1984	49	26-23	.531	4	14	2	6.10	364.2	431	295	247	254	215	24	
1985	55	42-13	.764	12	15	7	3.53	418.0	369	205	164	197	324	15	
1986	62	40-22	.645	5	19	10	4.19	459.2	500	279	214	197	273	8	
1987	53	38-15	.717	4	13	5	4.38	408.2	408	252	199	218	334	5	
1988	56	25-31	.446	5	18	1	4.24	448.1	456	297	211	257	337	14	
1989	51	32-19	.627	6	15	2	4.90	400.1	446	258	218	224	347	15	
1990	52	33-19	.635	11	15	4	3.68	410.2	372	214	168	200	306	31	
1991	60	40-20	.667	10	11	8	3.53	499.2	474	264	196	211	370	32	
1992	55	29-26	.527	5	22	7	3.40	452.0	435	237	171	203	295	22	
1993	60	41-19	.683	17	13	1	3.72	496.1	438	256	205	266	392	28	34
1994	52	24-28	.462	3	13	2	5.64	437.0	466	350	274	263	276		34
1995	53	25-28	.472	7	8	5	5.28	452.0	536	321	265	207	297	24	23
1996	59	32-27	.542	6	14	4	6.25	504.0	577	413	350	283	384	37	51
1997	55	32-23	.582	13	4	2	5.44	486.2	550	379	294	243	433	30	44
1998	62	41-20-1	.669	10	11	2	4.58	538.0	544	347	274	238	530	15	58
1999	65	50-15	.769	8	14	5	4.29	584.2	573	328	279	218	590	20	53
2000	62	45-17	.726	21	11	6	3.66	553.0	517	271	225	219	472	30	38
2001	61	37-24	.606	13	9	5	4.02	536.2	534	293	240	237	412	38	42
2002	62	36-26	.581	16	2	0	4.73	549.2	578	365	289	215	509	36	58
2003	68	45-23	.662	18	4	3	4.49	610.0	585	381	304	268	530	64	63
2004	60	29-31	.483	11	3	5	3.89	517.2	499	298	224	210	401	36	41
2005	70	46-24	.657	19	1	1	3.23	633.1	545	288	227	262	491	45	43
2006	63	37-24	.587	18	2	3	4.13	545.0	572	306	250	217	348	54	32
2007	62	35-27	.566	15	2	1	4.64	538.2	619	343	278	200	444	54	25

* 1946-1955 statistics reflect conference games only