

BAMA STATE

2024 FOOTBALL GAME NOTES

1991 • 2004 • 2010 SWAC CHAMPIONS | 1991 HBCU NATIONAL CHAMPIONS

GAME 5 FLORIDA A&M UNIVERSITY

5

OCTOBER 5, 2024 • 2:02 PM (CT)
MONTGOMERY, ALA. | ASU STADIUM

» GAME DAY INFORMATION

Location	Montgomery, Ala
Kickoff	2:00 PM (CT)
Site	ASU Stadium
Capacity	26,400
Surface	Turf

» INSIDE THE SERIES

Meeting	41st
Series Record	Series Tied 19-19-2
Last Meeting	2023
Location	Tallahassee, Fla.
Result	FAMU 23, Alabama State 10

» GET SOCIAL!

Official Twitter Account	@BamaStateSports
Football Twitter Accounts	@BamaStateFB @erob50
Instagram Account	@BamaStateSports
Facebook Account	Facebook.com/BamaStateSports
Hashtags	#SWARMAS1 #IAMSAC

» HORNETS ON THE AIR

Radio	ASU Sports Network
STATIONS:	WVAS (CAMPUS)
	94.1 FM & 102.7 FM & 950 AM Montgomery
	95.7 Greenville 96.7 Pine Hill/Selma
	106.3 Troy 920 AM Luverne
Online (OS Android)	BamaStateSports.com WVASFM.org
Flagship Station	WVAS ASU Campus
Play-by-Play	Graham Dunn (3rd season)
Analyst	Fred Singleton (3rd season)
Analyst	Reggie Barlow (2nd season)

» TELEVISION

NETWORK	ESPN +
Play-by-Play	Santoria Black
Analyst	Mo Carter

SCHEDULE & RESULTS



N. CAROLINA
CENTRAL
9.1 | L, 31-24



MILES
COLLEGE
9.7 | W, 24-3



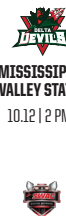
@ SAMFORD
UNIVERSITY
9.14 | L, 12-7



@ BETHUNE-
COOKMAN
9.28 | W, 26-21



FLORIDA
A&M
10.5 | 2 PM
HOMECOMING



MISSISSIPPI
VALLEY STATE
10.12 | 2 PM



ALABAMA
A&M
10.26 | 2:30 PM



ALCORN
STATE
11.2 | 4 PM



@ GRAMBLING
STATE
11.9 | 2 PM



JACKSON
STATE
11.16 | 2 PM



PRAIRIE VIEW
A&M
11.23 | 2 PM



TUSKEGEE
UNIVERSITY
11.28 | 1 PM



SWAC FOOTBALL
CHAMPIONSHIP
12.7 | 1 PM



CELEBRATION
BOWL
12.14 | 11 AM



MERCEDES BENZ
STADIUM
ATLANTA, GA.



ARELLOUS DUNN

HORNETS

2-2
OVERALL

1-0
SWAC

--
RANKINGS

EDDIE ROBINSON JR

HEAD COACH | 3RD @ ALASU | 3RD OVERALL

15-11
@ALAST

15-11
CAREER



FLORIDA A&M

ALABAMA STATE

OCT. 5, 2024 | 2:02 PM (CT)

ASU STADIUM
MONTGOMERY, ALA.

ESPN +

RATTLERS

2-2
OVERALL

0-0
SWAC

22 | RV
RANKINGS

JAMES COLZIE

HEAD COACH | 1st @ FAMU | 1st OVERALL

2-2
@ FAMU

2-2
CAREER



RATTLERS VISIT 'BAMA STATE FOR 2024 HOMECOMING

- **KICKOFF:** Alabama State University welcomes Florida A&M University to ASU Stadium on Saturday for its fourth annual Homecoming. Kickoff is slated for 2:02 p.m. (CT) on ESPN+ and on the Hornets Radio Network on WVAS FM (Montgomery, Ala.). Fans can also listen online at wvasfm.org.
- **SETTING THE STAGE:** Alabama State is 2-2 and 1-0 in the SWAC following a 26-21 road win over Bethune-Cookman. FAMJ's game against Alabama A&M was canceled due to Hurricane Helene. The Rattlers fell to Troy University (9.21.24) 34-13 to stand at 2-2 overall.
- **SUNSHINE STATE TIES:** Alabama State has 17 players on the 2024 roster that hail from the state of Florida. Two of the 17 are from Tallahassee, Fla. -- Receiver **Khayman Barnes (Godby HS)** and defensive lineman **Ajani Mason (Lincoln HS)**.
- **HAPPY HOMECOMING:** Daytona Beach, Fla., product, **Ajai Harrell** showed out catching a team-high four passes with one touchdown reception and one rushing touchdown front of his hometown crowd at Bethune-Cookman.
- **RANKED OPPONENTS:** Alabama State has four opponents that are ranked or receiving votes in the FCS top 25 poll this week. Florida A&M is 21st in the AFCA Coaches Poll and receiving votes in the Stats Perform poll. North Carolina Central is receiving votes in both polls, while Jackson State and Southern received votes in the AFCA poll. Alabama State University place kick
- **SWAC WEEKLY HONORS:** Brandon Gilliam was named the SWAC Special Teams Player of the Week for Sept. 29, 2024. The junior from Vicksburg, Miss., made four of five field goal attempts and extra points in the Hornets' 26-21 win at Bethune-Cookman. Gilliam made a career-long 49-yarder before connecting from 28, 37, and 23 yards out. His only miss was a 53-yard attempt just before halftime.
- **ASU FOOTBALL DOMINATES 2024 HALL OF FAME CLASS:** Five Hornet Greats highlight the 2024 Alabama State Athletics Hall of Fame Class that includes **James Daniel**, (Distinguished Sportsman), **Terry Greer** (Football 1976-1979), **Curtis Green** (Football 1977-1990), **Benjamin Harris** (Football 1975-1978) and **Lester Sims** (Football 1968-1971). James played football at ASU and lettered four times. Daniel distinguished himself as a career coach, spending over 50 years as a high school, collegiate, and NFL coach. Daniel spent 30 years as an NFL coach with the Giants, Falcons and Steelers. He earned four conference championships and two Super Bowl rings as a coach. **Greer** (Football 1976-1979) was known as Mr. Excitement during his playing day at ASU. Geer lined up as a wide receiver, tailback, kick returner, and defensive back. He was a Blue/Gray game selectee, a Black College game all-star selectee, and earned the Hornet MVP and MVP Offensive player during his senior year. He scored touchdowns of more than 90+ yards from three different positions while on the Black & Gold. As a professional football player, Greer earned two Super Bowl rings, and one Grey Cup Championship. Greer became the first professional football player to gain 2000 receiving yards in a season in any league. **Green** (Football 1977-1990) earned All-American honor,

» QUICK FACTS

Location	Montgomery, Ala.
Founded	1887
Enrollment	3,614
Nickname	Hornets
Colors	Black and Old Gold
Conference	Southwestern Athletic (SWAC)
Affiliation	NCAA FCS
President	Dr. Quinton T. Ross, Jr
VP and Director of Intercollegiate Athletics	Dr. Jason Cable
Deputy Athletic Director	Cyrus Russ
Sr. Associate AD/Chief of Staff/SWAC	Dr. Genese Lavalais
Associate AD Compliance	Stephanie Thompson
Sr./Associate AD Development	Keith McCluney
Faculty Athletic Representative	Dr. Carmela Drake
Athletic Department Phone	(334) 229-4507
Website	BamaStateSports.com

» STADIUM INFORMATION

Home Field	ASU Football Stadium
Opened	2012
Capacity	26,500
Surface	Field Turf Vertex Core
Record at ASU Football Stadium	32-19

» HISTORY

First Year of Football	1901
All-Time Record	490-405-23
SWAC Championships	2 1991, 2004
SWAC Championship Game Appearances Last Appearance	4 2010
HBCU National Championships	1 1991

» TEAM INFORMATION

2023 Final Record	7-4 5-3 SWAC 2nd East Division
Final National Ranking	n/a
Basic Offense	RPO Spread
Basic Defense	4-2-5
Starters Returning/Lost	11/14
Offense	5/6
Defense	6/5
Specialty	2/1

» STRATEGIC COMMUNICATIONS

Associate AD for Strategic Communications Football	Fred Singleton
E-Mail: fsingleton@alasu.edu Office: (334) 229-2601 Cell: (334) 4518598	
Associate AD - Creative Content & Social Media Secondary Football	Dennis Driscoll
E-Mail: ddriscoll@alasu.edu Office: (334) 229-2601 Cell: (575) 942-1201	
Coordinator Strategic Communications Football Interviews	Khalil Stewart
E-Mail: khstewart@alasu.edu Office: (334) 229-2601 Cell: (205) 400 6525	

» COACHING STAFF

Head Coach	Eddie Robinson Jr.
Alma Mater/Year	Alabama State 1992
Record at ASU/SWAC Record/Years	15-11 10-7 SWAC 3rd Year
Career Collegiate Record	15-11 3rd Year
Football Office Phone	(334) 229-4444
Best Time To Reach	Contact Strategic Communications

» ASSISTANT COACHES (YEAR) (ALMA MATA)

James Williams (3rd) (Texas Southern)	Associate Head Coach CB NFL Liason
Chris Barnette (1st) (Guilford College, 2007)	Offensive Coordinator QB
Ryan Lewis, Sr. (3rd) (Bethune-Cookman)	Defensive Coordinator LB
Billy Gresham (7th) (Alabama State)	Special Teams Coordinator OLB
Chris Browne (Southern, 2012)	Assistant Coach OL
Jonathan Carr (1st) (Alabama State, 2008)	Assistant Coach OT/TE
Todd Middleton (1st) (Wake Forrest)	Assistant Coach DL
Juwan Lewis (2nd) (Eastern Michigan/Ferris State)	Assistant Coach RB
Will Glover (1st) (Clayton State, 2009)	Assistant Coach WR
Ronnie Scott (1st) (Mid American Nazarene)	Assistant Coach Safeties
Derrick Brown (3rd)	Quality Control Defense
Anthony Davis (2nd)	Quality Control Offense Asst. Receivers
Dahon Mixon (2nd)	Graduate Assistant Defense
Asad Muhammad (3rd)	Student Assistant Offense
John Pasley (3rd)	Student Assistant Offense
Josh Alexander (2nd)	Student Assistant Defense

» SUPPORT STAFF

Terry Sims	Director of Football Operations
Jamie McQueen	Assistant Athletic Trainer (Football)
Terry Thompson	Assistant AD for Sports Performance
Fred Franklin	Football Equipment Manager
Omar Turner	Director of Football Video Services
Dejerrod Jones	Director of Player Personnel
Jimele Hill	Football Administration Coordinator
Jonathan Givens	Athletics Chaplain
Joel "Peter Rabbit" Malone	Special Assistant to the Head Coach
Gabby Spencer	Office Assistant for On Campus Recruiting

» ALABAMA STATE MEDIA POLICIES

POSTGAME INTERVIEWS: Head coach Eddie Robinson Jr. and selected student-athletes will be available to the media following all home games, and road games upon request. Requests for additional coaches or student-athletes not selected may be directed to **Dennis Driscoll** or **Fred Singleton** by the middle of the fourth quarter.

GAME NOTES: Game notes for all games on **BamaStateSports.com**.

CREDENTIALS: Credentials for covering Alabama State's 2024 football season, can be obtained by following the credential requests guidelines on **BamaStateSports.com**.

DISTRIBUTION LIST: To be added to the Alabama State Athletics media distribution list, email send your media outlet and email addresses to Associate AD for Athletic Strategic Communications, Fred Singleton. Media can request a PDF of the final book to emailed or the XML of the game stats can be accessed at BamaStateSports.com.

WEEKLY SCHEDULE

SUNDAY	MONDAY	TUESDAY	WEDNESDAY	THURSDAY	FRIDAY	SATURDAY
PRACTICE	PRACTICE OFF DAY	PRACTICE 6:30 - 8:30 am 8:30 AM PRESSER	PRATICE 6:30 - 8:30 AM 9:00 AM WEEKLY PRESSER	PRACTICE 6:30 - 8:30 AM	WALK THROUGH TBA DAYTONA BCH., FL	GAME DAY @ BETHUNE-COOKMAN DAYTONA STADIUM 1 pm
22	23	24	25	26	27	28

2024 SOUTHWESTERN ATHLETIC CONFERENCE FOOTBALL STANDINGS

EAST DIVISION

SCHOOL	SWAC	PCT.	OVERALL	PCT	STK
Jackson State	1-0	1.000	3-2	.600	W1
Alabama State	1-0	1.000	2-2	.500	W1
Alabama A&M	0-0	.000	2-2	.500	L1
Florida A&M	0-0	.000	2-2	.500	L2
Bethune-Cookman	0-1	.000	0-5	.000	L5
Mississippi Valley State	0-1	.000	0-5	.000	L5

WEST DIVISION

SCHOOL	SWAC	PCT	OVERALL	PCT	STK
Southern	1-0	1.000	2-2	.500	W1
Alcorn State	1-0	1.000	2-3	.400	W1
Texas Southern	1-1	.500	1-3	.250	L3
Prairie View A&M	1-2	.333	2-3	.400	W1
Arkansas-Pine Bluff	0-0	.000	1-3	.250	L2
Grambling State	0-1	.000	3-2	.600	L1



2024 SWAC PRESEASON POLLS

SWAC EAST DIVISION	PTS (1ST VOTES)
Alabama State	114 points (11)
Florida A&M	104 points (6)
Jackson State	87 points (2)
Alabama A&M	76 points (4)
Bethune-Cookman	47 points
Mississippi Valley State	31 points (1)

SWAC WEST DIVISION	PTS (1ST VOTES)
Alcorn State	112 points (11)
Prairie View A&M	104 points (8)
Grambling State	72 points (4)
Southern	70 points (1)
Arkansas-Pine Bluff	61 points
Texas Southern	40 points

All-SWAC First Team Defense

Offensive Lineman Arelious Dunn, Alabama State

All-SWAC First Team Offense

Defensive Lineman Tregwan Thomas, Alabama State

Linebacker Rico Dozier, Alabama State

Linebacker Demarkus Cunningham, Alabama State

Defensive Back James Burgess, Alabama State

All-SWAC First Team Special Teams

Return Specialist Robert McMinn, Alabama State

All-SWAC Second Team Offense

Running Back Marcus Harris, Alabama State

All-SWAC Second Team Defense

Defensive Back Amon Scarbrough, Alabama State

2024 SWAC Football Preseason Team

Preseason Offensive Player of the Year

Myles Crawley (QB), Grambling State

Preseason Defensive Player of the Year

Ckelby Givens (DL), Southern

SWAC OFFENSIVE PLAYER OF THE WEEK

WEEK 1	Daniel Richardson, Florida A&M
WEEK 2	Myles Crawley, Grambling State
WEEK 3	Mekhi Hagens, Arkansas-Pine Bluff
WEEK 4	Cam'Ron Ransom, Bethune-Cookman
WEEK 5	Jacobian Morgan, Jackson State
WEEK 6	
WEEK 7	
WEEK 8	
WEEK 9	
WEEK 10	
WEEK 11	
WEEK 12	

SWAC DEFENSIVE PLAYER OF THE WEEK

WEEK 1	Michael Oppong, Florida A&M
WEEK 2	Tregwan Thomas, Alabama State
WEEK 3	Andrew Jone, Grambling State
WEEK 4	Brenden Barley, Grambling State
WEEK 5	Jacorian Sewell, Alcorn State
WEEK 6	
WEEK 7	
WEEK 8	
WEEK 9	
WEEK 10	
WEEK 11	
WEEK 12	

SWAC SPECIALIST OF THE WEEK

WEEK 1	AJ Gates, Alabama State
WEEK 2	Joshua Griffin, Southern
WEEK 3	Darnell Deas, Bethune-Cookman
WEEK 4	Cameron Gillis, Florida A&M
WEEK 5	Brandon Gilliam, Alabama State
WEEK 6	
WEEK 7	
WEEK 8	
WEEK 9	
WEEK 10	
WEEK 11	
WEEK 12	

SWAC NEWCOMER OF THE WEEK

WEEK 1	Danny Green Jr., Texas Southern
WEEK 2	Cam'Ron McCoy, Jackson State
WEEK 3	Xzavier Vaughn Alcorn State
WEEK 4	Quintell Quinn, Texas Southern
WEEK 5	Travis Terrell Jr., Jackson State
WEEK 6	
WEEK 7	
WEEK 8	
WEEK 9	
WEEK 10	
WEEK 11	
WEEK 12	

FCS POLLS
 FCS COACHES POLL

#	SCHOOL (1ST VOTES)	RECORD	PTS.	PREV
1	South Dakota State (21)	3-1	620	1
2	North Dakota State (3)	4-1	598	2
3	Montana State (1)	5-0	575	3
4	South Dakota	3-1	546	5
5	Villanova	4-1	508	6
6	North Dakota	4-1	481	8
7	Central Arkansas	4-1	475	7
8	UC Davis	4-1	434	11
9	Montana	4-1	425	9
10	William & Mary	4-1	388	12
11	Mercer	5-0	356	13
12	Idaho	3-2	354	4
13	Southeast Missouri State	4-1	320	14
14	Tarleton State	4-1	315	16
15	UTW	2-2	229	18
16	New Hampshire	3-1	194	20
17	ACU	3-2	160	22
18	Northern Iowa	2-2	150	19
19	Illinois State	3-2	143	15
20	Sacramento State	2-3	139	10
21	Richmond	3-2	134	23t
22	Florida A&M	2-2	109	21
23	Southern Illinois	2-3	102	17
24	McNeese	4-2	72	NR
25	Rhode Island	3-1	50	NR

Receiving Votes: S tony Brook, 28; Missouri St., 27; Lafayette, 24; East Tennessee St., 22; Northern Arizona, 22; Chattanooga, 21; Monmouth (N.J.), 18; Lamar, 17; North Carolina Central, 13; Duquesne, 12; Butler, 9; Dartmouth, 5; Jackson St., 4; Western Carolina, 4; Brown, 3; Drake, 3; Murray St., 3; Nicholls, 3; Bucknell, 2; Dayton, 2; Weber St., 2; Wofford, 2; Alabama A&M, 1; UAlbany, 1.

STATS PERFORM FCS TOP 25

#	SCHOOL (1ST VOTES)	RECORD	PTS.	PREV
1	South Dakota State (38)	3-1	1378	1
2	North Dakota State (10)	4-1	1337	2
3	Montana State (8)	5-0	1312	3
4	South Dakota	3-1	1210	5
5	Central Arkansas	4-1	1097	7
6	Villanova	4-1	1065	6
7	North Dakota	4-1	1024	9
8	Montana	4-1	980	8
9	UC Davis	4-1	961	14
10	Idaho	3-2	930	4
11	Mercer	5-0	836	12
12	William & Mary	4-1	833	11
13	Southeast Missouri State	4-1	730	13
14	Tarleton State	4-1	642	16
15	UTW	2-2	609	15
16	Abilene Christian	3-2	462	20
17	Sacramento State	2-3	453	10
18	Illinois State	3-2	314	18
19	Southern Illinois	2-3	293	17
20	Rhode Island	3-1	230	22
21	New Hampshire	3-1	208	24
22	McNeese	4-2	204	NR
23	ETSU	3-2	200	NR
24	Lamar	3-2	160	19
25	Northern Arizona	3-2	132	NR

Receiving Votes: Richmond (3-2, 1-0 CAA), 107; Northern Iowa (2-2, 0-0 MVFC), 83; Chattanooga (1-3, 0-1 SoCon), 62; Stony Brook (4-1, 1-0 CAA), 55; Florida A&M (2-2, 0-0 SWAC), 53; Monmouth (3-2, 1-0 CAA), 41; Wofford (2-2, 0-1 SoCon), 40; Lafayette (2-2, 0-0 Patriot), 28; North Carolina Central (3-2, 1-0 MEAC), 28; Weber State (2-3, 1-0 Big Sky), 22; Western Carolina (1-3, 0-0 SoCon), 18; Nicholls (1-3, 0-0 Southland), 17; Duquesne (2-2, 0-0 NEC), 16; Southern Utah (2-3, 1-0 UAC), 10; Brown (2-0, 1-0 Ivy), 3; Dartmouth (2-0, 0-0 Ivy), 2; UT Martin (2-3, 0-1 Big South-DVC), 2

NEWS, NOTES & SIDEBARS

All Conference, and All NAIA honors while playing football at Alabama State University. Green was a Blue-Gray game selectee, Black College All-Star Game participant, and the Black College All-Star Game MVP. Green held the distinction of being the highest-drafted player from ASU football until Tytus Howard was selected in 2019. Green played his entire NFL career with the Detroit Lions. **Harris** (Football 1975-1978) was known for his leadership and great passing ability. Harris finished his Hornet career as a top-five QB in passing yards and total offense. He led the Hornets to a perfect 4-0 record in the Turkey Day Classic and a 10-2 record in rival games against Miles, AAMU, and Tuskegee. Harris would later become a four-time state champion head coach and earn induction into the Mobile Sports Hall of Fame, Baldwin County Hall of Fame, and the Alabama High School Sports Hall of Fame. **Sims** (Football 1968-1971) was an All-American and All-Conference defensive lineman at ASU. Sims earned the 1971 Collegiate Lineman of the Year award and was the first student-athlete in program history to be selected for the Senior Bowl. Sims was selected for the Blue/Gray Classic Game and East-West Black Collegiate All-Star game. Sims played 10 professional seasons all with the Cleveland Browns.

➡ OFFENSIVE NOTABLES

- The Hornets are 9-for-9 in the **RED ZONE** to lead the SWAC and rank **2nd** in the FCS at 1.000 percent.
- The Hornets rushed for a season-high 308 yards against BCU, marking the first 300-yard rushing game for ASU since rushing for 391 against Alabama A&M on Oct. 29, 2017.
- **Jamarie Holtzclaw's** 120 yards rushing against BCU was the fourth 100-yard performance for ASU as a team this season.
- ASU's 201.3 rushing yards per game ranks **1st** in the SWAC and **17th** in FCS.
- ASU is **8th** in the SWAC in total offense (291.3)
- ASU's 20.3 points per game rank **7th** in the SWAC.
- ASU poses the ball for an average 30:30 each game, ranking **4th** in the SWAC.
- ASU's 94.0 passing yards per game is **12th** in the SWAC.
- **Duquon Kinsey** is **3rd** in the SWAC with 237 yards rushing and 59.3 yards per game rushing.
- **Jamarie Holtzclaw** is **5th** in the SWAC with 228 yards rushing and **4th** 57.0 yards per game rushing.

➡ DEFENSIVE NOTABLES

- The Hornets held Bethune-Cookman to 241 total yards including 99 on the ground and 142 through the air.
- ASU forced two fumbles and had one interception for a plus-two turnover margin for the game.
- The **BLACK SWARM** Defense ranks in the top three in eight SWAC categories.
- The Hornets rank **1st** in scoring defense (16.3 ppg.), scoring defense (16.8/**9th FCS**), rush defense (104.0/**16th FCS**), 4th down defense (0.00/**1st FCS**), red zone defense (.667/**9th FCS**).
- The Hornets rank **2nd** in the SWAC and **6th** in FCS in total defense (262.0), 3rd down defense (30.0/17th

FCS), and 1st down defense (61).

- The Hornets rank **3rd** in the SWAC in fumbles recovered (4/**15th FCS**) and **4th** in interceptions (4).
- **Tregwan Thomas** is **leads** the SWAC and FCS in fumbles forced (1.0), and ranks **2nd** in sacks (.88/**21st FCS**). Thomas is also **4th** in tackles for loss (1.3/**37th FCS**).
- **James Burgess** is **1st** the SWAC in passes defended (1.3/**21st FCS**).
- **Amon Scarbrough** is **3rd** in the conference in interceptions (.50/9th FCS), recording one INT at BCU last week.
- **Demarkus Cunningham** is **2nd** the SWAC tackles (8.5/game) after recording 12 against BCU. The game marked his fourth career game with double figure tackles for Cunningham.
- **Rico Dozier** is **2nd** in fumbles forced (.50) and **8th** in tackles (6.5).
- **Stephon Young-Rolle** and **Keane Lewis** are **2nd** fumble recovered (1/**10th FCS**).

➡ SPECIAL TEAMS NOTABLES

- **Brandon Gilliam** became the first player to connect on three or more field goals in a game since **Jayden John** connected on three at BCU in 2022. Gilliam ranks 6th in the SWAC with 1.0 field goals per game and 5th in field goal percentage (66.7).
- ASU ranks **1st** in the SWAC in punt returns (18.0/**8th FCS**), blocked kicks (3/**2nd FCS**), and blocked punts (2/**1st FCS**).
- The Hornets ranks **3rd** in punt return defense (6.8)
- **Harrison Tuck** is **7th** in the SWAC, averaging 40.3 yards per punt.

- ➡ **YELLOW LAUNDRY:** Alabama State's 53.7 penalty yards per game is **3rd** in the SWAC in fewest penalty yards. ASU's is also **5th** in penalties per game (7.7) and total penalties.

- ➡ **HORNETS ON TV:** All 12 of Alabama State's 2024 football games be televised on either a linear or digital platform. Fans can catch Alabama State football **9** times on ESPN's linear and digital platforms. The Hornets open the 2024 season against North Carolina Central in the Orange Blossom Classic on Sunday, Sept. 1 at 2 p.m. (CT) on ESPN and will wrap up the season on ESPNU hosting Tuskegee University in 100th Turkey Day Classic on Thursday, Nov. 28 at 1 p.m. Games against Miles College (Sept 7), Florida A&M (Oct. 5), Alcorn State (Nov. 2), Jackson state (Nov. 16), and Prairie View A&M (Nov. 23) will stream on ESPN+ while the annual Magic City Classic against Alabama A&M will air on ESPN Network to be determined. HBCU GO TV will air the Hornets road tilt at Bethune-Cookman in Daytona Beach, Fla. and the home contest against Mississippi Valley State will be on the SWAC Digital Network.

- ➡ **OFF THE FIELD:** Alabama State University claimed the SWAC Academic Achievement Award while also leading the league with the highest percentage of student-athletes with a 3.0 GPA or higher. This is the fifth straight SWAC Academic Achievement Award for Alabama State and the third straight under the guidance of Vice President and Director of Intercollegiate Athletics **Dr. Jason Cable**. Alabama State had 249 student-athletes listed on the SWAC Commissioner's Honor Roll, which s comprised of student-athletes with a cumulative GPA of 3.0 or higher during the Fall 2023 and Spring 2024 semesters. The football team boasted a 3.01 team GPA in 2023-24 and was one of 17 sports have a 3.0 team GPA.

- ➡ **SWAC COMMISSIONER'S CUP:** The Alabama State University Athletics Department claimed two-of-three Southwestern Athletic Conference 2023-24 all-sports awards winning the James Frank Commissioner's Cup and the Sadie Magee/Barbara Jacket Award for the second consecutive year. The Texas Southern University Athletics Department claimed the C.D. Henry Award to round out the list of institutional winners. Alabama State claimed the James Frank Commissioner's Cup for the second straight year and for the eighth time in the last 10 years. Alabama State totaled 154.8 total points followed by Jackson State (141.8 points) and Prairie View A&M (138.5). Alabama State also claimed the Sadie Magee/Barbara Jacket Award, finishing with 92.8 points in the women's final standings.

- ➡ **THE CLASSICS:** Alabama State is 7-2 under Head **Coach Eddie Robinson Jr.**, in classic games. The Hornets are 1-0 in the SWAC-MEAC Challenge; 2-0 in the Labor Day Classic; 2-0 in the Magic City Classic, 1-0 in the Port City Classic, 1-1 in the Turkey Day Classics and 0-1 in the Orange Blossom Classic.

➡ 2024 PORTAL HORNETS:

Andrew Body (QB)	Texas Southern
BJ Caesar (S)	Air Force
Desmond Daniels (OT)	Bethune-Cookman
Marquis Davis (DT)	Birmingham-Southern College
Rico Dozier (LB)	Arkansas-Pine Bluff
Josiah Drain (WR)	Oklahoma Baptist
Luke Harkless (WR)	Troy University
Jimmie Haywood (FB)	Southern Miss.
Jeremiah Frazier (OL)	Troy University
Dasheen Jackson (S)	Troy University
Dwight Jacobs (DB)	Missouri State
Drake Johnson (S)	Southern Illinois
Twillie Lovette (DB)	McNeese State
Jonah O'Brien (QB)	Eastern Illinois
Caleb Offord (DB)	Notre Dame/Buffalo
Cameron Smith (OL)	Clark Atlanta
Tyler Swann (OL)	VMI
DJ Tolliver (WR)	West Alabama
Christian Walker (OL)	Jackson State
Nicholas Williams (WR)	Montana

OPPONENT NOTEBOOK: **FLORIDA A&M UNIVERSITY**

- ▶ **Alabama State** and **Florida A&M** clash for the 41st time with series even 19-19-2. **Florida A&M** is the defending SWAC and HBCU National Champion, defeated Howard 30-26 in the Cricket-Celebration Bowl.
- ▶ **Florida A&M** is averaging 248.5 yards passing per game, ranking **3rd** in the SWAC (**25th FCS**). The Rattlers are 10th in scoring (16.8) and **5th** in total offense (337.8). Quarterback **Daniel Richardson** leads the SWAC in completions per game (20.7**17th FCS**) and completion percentage (66.9/**14th FCS**). He is **2nd** in passing yards per game (246.8) and total offense (248.8), **3rd** in passing yards (987), and **4th** in passing touchdowns (6). **Jamari Gassett** ranks **3rd** in receiving yards per game and touchdown reeptions (2) and, **4th** in reeiving yards (316).
- ▶ **FAMU's** defense **6th** in the SWAC in scoring defense (32.8), **5th** in sacks (1.75) and **9th** in total defense (427.8) and rush defense (204.5).
- ▶ **Cameron Gillis** has been a highlight for the FAMU special teams unit. Gillis is **1st** in the SWAC in field goal percentage (87.5/**11th FCS**), **2nd** in field goals per game (1.75/**9th FCS**) and **13th** in points responsible for (6.5).
- ▶ FAMU is the alma mater of NFL legend **Gregory Coleman**. Coleman is known as being one of the first African American punters in the NFL. He was selected by the fans to be a member of the Minnesota Vikings 40th Anniversary team and is a member of the FAMU Football Hall of Fame.
- ▶ FAMU is the alma mater of Super Bowl XXXII champion **Jamie Brown**. Brown played for the Rattlers from 1992-95 before getting drafted by the Denver Broncos in the 1995 NFL Draft.
- ▶ FAMU is the alma mater of Super Bowl XXXI champion **Terry Mickens**. Mickens played for the Rattlers before getting drafted by the Green Bay Packers in the fifth round of the 1994 Draft. Mickens saw his best action in the Packers Super Bowl win with 18 catches for 161 yards.
- ▶ FAMU is the alma mater of College Football Hall of Famer **Tyrone K. McGriff Sr.** McGriff was a member of the 1983 USFL champions, the Michigan Panthers.

SERIES HISTORY

▶ Meeting	41st
▶ Overall	Series tied 19-19-2
▶ Montgomery, Ala.	FAMU 21, ALST 14 (11.12.2022)
▶ Tallahassee, Fla.	FAMU 23, ALST 10 (9.23.2023)
▶ Last Five Meetings	FAMU 4-1
▶ Last 10 Meetings	FAMU 7-4
▶ One Score Games	18 ASU 9-7-2
▶ Largest FAMU Win	41-0 in 1948
▶ Largest ASU Win	65-0 in 1909



GM	DATE	W/L	ASU	LOCATION	FAMU
1	1909	W	65		0
2	1922	W	14		0
3	1923	L	0		6
4	1924	W	13		6
5	1925	W	25		0
6	1926	L	0		6
7	1927	W	25		6
8	1928	W	6		0
9	1929	W	6		0
10	1930	W	13		6
11	1931	W	14		0
12	1932	W	7		0
13	1933	W	32		6
14	1934	L	0		7
15	1935	W	7		0
16	1936	T	0		0
17	1937	L	0		7
18	1938	L	0		17
19	1939	W	9		6
20	1940	W	7		6
21	1941	L	0		22
22	1942	T	6		6
23	1944	L	6		44
24	1945	L	2		35
25	1946	L	0		17
26	1947	L	12		28
27	1948	L	0		41
28	1972	W	13		8
29	1973	L	0		27

HOW THEY COMPARE

HORNETS (2-2, 1-0 SWAC)		RATTLERS (2-2, 0-0 SWAC)	
20.3	PPG		16.7
58 14.5	1ST DOWNS		80 20.0
201.3	RUSH YPG		89.3
90.0	PASS YPG		248.5
291.3	TOTAL OFFENSE		338.8
3	PASS TD		6
3	PASS INT		3
5	RUSH TD		0
6-of-8	FG		8-of-9
30:30	T.O.P.		29:44
11 (69)	SACKS ALLOWED		8 (53)
16.7	SCORING DEFENSE		32.75
104.0	RUSH YPG/ALLOWED		204.5
158.5	PASS YPG/ALLOWED		223.3
262.5	TOTAL OFFENSE/ALLOWED		427.5
7 (62)	SACKS BY		7 (46)
4	INTERCEPTIONS BY		0
11/4	FUMBLES FORCED/RECOVERED		4/0

30	1974	L	12		24
31	1975	L	11		12
32	1976	W	16		13
33	1977	L	16		21
34	1989	W	23		8
35	1990	W	44		32
36	2003	W	38	Montgomery, Ala.	22
37	8/30/2008	L	20	Tallahassee, Fla.	30
38	10/2/2021	L	0	Tallahassee, Fla.	28
39	11/12/2022	L	14	Montgomery, Ala.	21
40	9/23/2023	L	10	Tallahassee, Fla	23
TOTAL POINTS			447		547

RATTLERS

2-2
OVERALL

0-0
SWAC

21
RANKINGS

JAMES COLZIE

HEAD COACH | 1st @ FAMU | 1st OVERALL

2-2
@ FAMU

2-2
CAREER



BY THE NUMBERS: ALABAMA STATE vs. **FLORIDA A&M UNIVERSITY**



19-19-2
SERIES RECORD

1-1
@ MONTGOMERY, ALA.

13.6
FLORIDA A&M PPG

11.2
ALABAMA STATE PPG





PRESEASON NEWS & NOTES

➔ BOXTOROW HBCU POLL

No.	Team	W-L	Pts	PR
1	North Carolina Central (17)	3-2	179	1
2	Florida A&M	2-2	153	2
3	Tennessee State (1)	3-2	132	6
4	Jackson State (1)	3-2	123	8
5	Hampton	3-2	82	4
6	Grambling	3-2	79	3
7	Alabama State	2-2	61	10
8	Morgan State	2-3	49	5
9	Howard	2-3	39	7
10	Southern	2-2	38	9

➔ **AENEAS WILLIAMS WATCH LIST** : Alabama State's corner back James Burgess was named to the Aeneas Williams Award Watch list in the preseason. Current New England Patriot **Mikey Victory** was on the Watch List and was a semifinalist in 2023. The Aeneas Williams Award is presented by the Chickasaw Nation and awarded to the best defensive back in Historically Black Colleges and Universities (HBCU) Division I college football based on performance on the field, athletic ability and character. Former ASU Hornet and current New England Patriot **Mikey Victor** was a finalist in 2023.

➔ **PRESEASON All-SWAC**: Alabama State placed eight players on the Preseason All-SWAC first and second teams. **Robert McMinn** (RS), **Arelious Dunn** (OL), **Tregwan Thomas** (DL), **Rico Dozier** (LB), **DeMarkus Cunningham** (LB), and **James Burgess** (DB) nabbed first-team honors. **Amon Scarbrough** (S) and **Marcus Harris II** (RB) were second-team selections.

➔ **PHIL STEELE PRESEASON All-SWAC**: **Rico Dozier** (LB), **DeMarkus Cunningham** (LB), **James Burgess** (DB), **Amon Scarbrough** (S), and **Robert McMinn** (KR/PR) nabbed Phil Steele Preseason All-SWAC selections. **Arelious Dunn** (OL) and **Marcus Harris II** (RB) were named to the Second and Third teams respectively.

➔ **BOXTOROW PRESEASON AA**: Alabama State University had five Hornets selected to the **BOXTOROW** HBCU Preseason All-American team with one Honorable Mention addition. The Alabama State Hornets led the way with five selections, including linebacker Rico Dozier, a transfer from Arkansas-Pine Bluff who was also a member of the 2023 HBCU All-America team. Dozier adds his presence to a Hornets defense, bringing with him a SWAC-leading 128 tackles (63 solo), 6.5 tackles for loss, and two sacks. He recorded double digit tackles in nine games last season. **Rico Dozier** (LB) was joined by **Tregwan Thomas** (DE), **James Burgess** (CB), **Robert McMinn** (WR/RS), and **Arelious Dunn** (OL).

➔ **STATS PERFORM AA**: Alabama State's linebacker **Rico Dozier** and receiver **Robert McMinn** were selected to the Stats Perform Preseason Third-Team All-American.

➔ **STATS PERFORM POTY WATCH LIST**: Linebacker **Rico Dozier** and defensive end **Tregwan Thomas** begin the year on the Stats Perform Preseason Player of the Year Watch list.

➔ **BCHoF WATCH LIST**: The Black College Football Hall of Fame announced the 2024 watch list for the Black College Football Player of the Year Award. Alabama State's **James Burgess** (CB), **DeMarkus Cunningham** (LB), **Rico Dozier** (LB), and **Tregwan Thomas** (DE) were named to the watch list. The award is presented annually to the most outstanding HBCU athlete. Out of the 50 players listed, The SWAC conference led with 19 players on the list. Alabama State had five players recognized in the preseason watch list.

➔ **ASU-TROY SET TO RENEW RIVALRY**: Alabama State University and Troy University will renew the battle down 231 when the two school meet on September 12, 2026, at Veterans Memorial Stadium in Troy. The meeting between the Hornets and the Trojans is the first since 2017 and the 17th all-time between the two schools. Troy and Alabama State first met for a three-game run from 1974 to 1976 and resumed their series in 1989, playing every year until 2000, except for 1990.

➔ **BILL WALSH COACHING FELLOWSHIP**: Special Teams Coordinator **Billy Gresham** spent training camp with the Seattle Seahawks as part of the Bill Walsh Diversity Coaching Fellowship. Gresham worked under special teams coordinator **Jay Harbaugh** assisting with that unit during training camp. He is one of several coaches taking part in the Bill Walsh Diversity Coaching Fellowship program, which is designed to increase the number of full-time NFL minority coaches.

➔ **BAMA STATE-SEATTLE CONNECTIONS**: **Billy Gresham** paused arrived already with a significant bond with the Seattle Seahawks through late quarterback Tavaris Jackson, who was the Seahawks' starter in 2011, and a backup on the Super Bowl-winning 2013 squad. "The first thing I did when I saw the signatures up there, I took a picture of his name up there," Gresham said. "When I first got in the building, I could feel the jitters a little bit. We grew up together, we grew up in the same neighborhood," Gresham explained. "Elementary, middle school, high school." Jackson and Gresham both starred at Sidney Lanier High School, Gresham at linebacker and safety, and Jackson, of course, at quarterback. Jackson then went to Arkansas while Gresham went to Alabama State, then when Jackson decided to transfer, Gresham started recruiting his old friend.

The result was a reunion at Alabama State that saw Jackson earn All-SWAC honors before becoming a second-round pick of the Vikings.


➔ **REESE'S SENIOR BOWL**: Defensive Back James Burgess is among 25 players named to the Reese's Senior Bowl Watch list. The Senior Bowl is an All-Star game coached by NFL Coaches in Mobile, Ala.

➔ **VICTOR INKS WITH PATRIOTS**: Former Alabama State football cornerback **Mikey Victor** signed with the New England Patriots as an undrafted free agent in May. Victor led the SWAC and ranked second in the FCS with 1.7 passes defended per game. He finished with 36 tackles and led the SWAC with 15 passes defended, 13 passes deflections and two interceptions in 2023.

➔ **REMEMBERING JACOBY JONES**: Former Alabama State receivers coach Jacoby Jones passed away from natural causes on July 14, 2024. Jones played nine NFL seasons as a receiver and kick returner, including stops with the Texans, Ravens, Steelers and Chargers after being a third-round pick by Houston out of Lane College in 2007. Jones turned in perhaps the biggest game of his career in the 2013 Super Bowl, reeling in a 56-yard touchdown catch and adding a 108-yard kickoff return for a score in Baltimore's 34-31 win over the 49ers. It came on the heels of a season in which he posted 30 receptions for 406 yards and a touchdown along with 1,167 yards and two scores as a kick returner – netting him All-Pro and Pro Bowl honors. He finished his career after the 2015 season – inking a one-day contract in 2017 to retire as a Raven – with 2,733 receiving yards and 14 touchdowns on 203 catches, with an additional 4,940 kick return yards and five trips to the end zone



LAST MEETING VS. FAMU

	GAME THREE Sept. 23, 2023 Tallahassee, Fla. Attendance: 18,858
ALABAMA STATE	10
FLORIDA A&M	23

SCORE BY QUARTERS					
	1	2	3	4	Final
Alabama State	0	3	7	0	10
Florida A&M	7	7	0	9	23

SCORING SUMMARY:

1st	06:10	FAM - Riley,M. 24 yd pass from Moussa,J.(Gillis,C. kick)	
		9 plays, 94 yards, TOP 07:14	FAMU 7-0
2nd	13:34	ASU - John, J. 25 yd field goal 12 plays, 68 yards,	
		12 plays, 68 yards, TOP 01:38 TOP 01:38	FAMU 7-3
2nd	01:18	FAM - Gassett,J. 36 yd pass from Moussa,J,y (Gillis,C. kick)	
		7 plays, 77 yards, TOP 03:40	FAMU 14-3
3rd	12:27	ASU - Gregg, A. 47 yd pass from Stewart,D. (John,J. kick)	
		3 plays, 61 yards, TOP 00:42	FAMU 14-10
4th	06:34	FAM - Gillis, C. 34 yd field goal	
		13 plays, 71 yards, TOP 06:13	FAMU 17-10
4th	03:43	FAM - Major, I. 40 yd interception	
			FAMU 23-10

	ALST	FAMU
FIRST DOWNS	13	22
RUSHES-YARDS (NET)	23-14	22-117
PASSING YDS (NET)	289	294
Passes Att-Comp-Int	23-38-1	25-40-0
TOTAL OFFENSE PLAYS-YARDS	61-303	51-353
Fumble Returns-Yards	0-0-0	0-0-0
Punt Returns-Yards	2-17-0 - 8.5	0-0-0 0/0
Kickoff Returns-Yards	5-40-0 - 8.0	2-4-29 - 14.5
Interception Returns-Yards-TDs	0-0-0	1-40-1
Punts (Number-Avg)	4-31.8	4-37.0
Fumbles-Lost	2-0	0-0
Penalties-Yards	12-93	8-67
Possession Time	23:43	36:17
Third-Down Conversions	4 of 15	4 of 12
Fourth-Down Conversions	2 of 4	1 of 1
Red-Zone Scores-Chances	1-2	1-2
Sacks By: Number-Yards	1-9	1-7

RUSHING: ALST - J. Howell 12-30 FAMU - J. Yant 7-27 PASSING: ALST - D. Stewart. 23-38-289-1 INT, 1 TD FAMU - J. Moussa 25-40-294-0 INT, 2 TD. RECEIVING: FAMU - T. Jennings 9-16-0 J. Yant 7-30- ALST - K. Johnson 8-112 0 TD; INTERCEPTIONS: ALST - . None FAMU - I. Major 1-40 1 TD TACKLES (UA-A): ALST - C. Adams 4-2-6, D. Bellamy 2-3-5 FAMU -1 Major 11-1-12, G. Hunt 7-1-8
--

2024 HORNETS RECORD WHEN

CATEGORY	2024	UNDER ROBINSON
at Home	1-0	6-6
On The Road	1-1	5-3
Neutral Site Game	0-1	4-1
vs. SWAC	1-0	10-7
vs. Non Conference	1-2	5-3
NCAA Postseason	0-0	0-0
vs. In State Opponents	1-1	5-2
In August	0-0	1-0
In September	2-2	4-7
In October	0-0	5-1
In Nov.	0-0	4-3
In Dec.	0-0	0-0
On Television	2-2	11-9
Afternoon Games	1-1	10-7
Night Games	1-1	5-5
Decided by 7 pts or less	1-2	7-6
Scoring First	2-1	11-3
Opponent Scores First	0-1	5-7
Leading at Half	2-1	9-3
Trailing at Half	0-1	5-7
Tied at Half	0-0	1-1
Leading after 3 quarters	3-0	13-1
Trailing after 3 quarters	0-2	3-10
Tied After 3 quarters	0-0	0-0
In overtime	0-0	0-1
Scoring 30 + points	0-0	3-0
Scoring 20-29 points	2-1	7-2
Scoring 0-19 points	0-0	4-8
Allowing 30 + points	0-1	0-2
Allowing 20-29 points	1-0	2-7
Allowing 0-19 points	1-1	12-2
Outrushing Opponents	1-1	10-4
Getting Outrushed	0-1	4-7
Passing for more yards	0-0	8-3
Passing for fewer yards	1-2	6-8
Outgaining Opponent	2-1	11-4
Getting Outgained	0-1	3-7
Winning TOP	2-1	11-5
Losing TOP	0-1	4-6
Scoring a Def./ST TD	0-1	2-4
Allowing a Def./ST TD	0-1	3-3
Fewer Penalty Yards	1-1	6-4
More Penalty Yards	1-1	8-6
Winning Turnover Battle	2-1	9-4
Losing Turnover Battle	0-1	3-5
Equal In Turnovers	0-0	3-2



JAMES BURGES (CB)

HC



EDDIE ROBINSON JR

@EROB50



HC
3rd

THE ROBINSON JR FILE

» Birthdate:	April 13, 1970
» Alma Mater:	Alabama State (1994)
» Record at Alabama State:	15-11 (3rd season)
» SWAC Record:	10-7 (3rd season)
» Hometown:	New Orleans, La.
» High School:	Brother Martin, 1988

Eddie Robinson, Jr., who was named the 30th head coach in Alabama State University on Nov. 26, 2021, enters his third season as the Head Football Coach at Alabama State University.

Robinson has guided the Hornets to a 15-11 overall record and a 10-7 SWAC mark in two seasons at he helm. Overall, Robinson has eight All-SWAC selections, three All-Americans, one College Sports Communicators or America Academic All-American and two players inking NFL free agent contracts during his tenure.

In his second season, Alabama State went 7-4, posting its first seven-win season since 2014 and the Hornets' five-game winning streak was five-plus game winning streak since 2013. Seven Hornets were named to the All-SWAC first and second teams and Colton Adams earned All-American for the second straight year.

In his first season at his Alma Mater, Robinson guided the Hornets the most wins since 2015, posting a 6-5 mark and a 4-4 mark in the SWC. Linebacker Colton Adams was named First-Team All-SWAC while Safety Irshaad Davis nabbed Second-Team All-SWAC Honors. Additionally, Adams was named Hero Sports All-American and BOXTOROW First-Team All-American while defensive back Adrian Maddox was named a Jerry Rice Award Semifinalist.

The Hornets also claimed a win in the MEAC/SWAC Challenge over Howard University and ended a four-year Magic City Classic losing streak to Alabama A&M in 2022.

Robinson along with Alabama State University teammates Rickey Jones, Reggie Barlow and Reggie Brown were inducted into the 2022 Alabama State University Sports Hall of Fame Class.

A native of Louisiana, Robinson was born and raised in New Orleans. He attended Brother Martin High School, graduating in 1988. He furthered his education attending Alabama State University on an academic scholarship. He earned a Bachelor's degree in chemistry in 1994.

He lettered in football all four years and earned All-SWAC honors and SWAC Defensive Player of the Year honors in 1990 and 1991, Sheridan Broadcasting Network All-America honors in 1990 and 1991, as well as Defensive Player of the Year honors in 1991 as a linebacker for the Hornets. Robinson also achieved academic All-Conference honors and was recognized as The Toyota Leadership Award recipient in 1990. In 1998, he became the youngest individual to be inducted into the SWAC Hall of Fame at 28 years old, and in 2012 he was recognized as a MEAC/SWAC Challenge Legend.

Robinson was the Houston Oilers' second round pick in the 1992 NFL draft, the 50th player selected.

He was a stalwart in the community during his 11-year NFL career, playing with the Houston Oilers (1992-1995), Jacksonville Jaguars (1996-1997), Tennessee Titans (1998-2001) and Buffalo Bills (2002); appearing in Super Bowl XXXIV with the Titans in 2000. He finished his career with 850 tackles, 23 sacks and six interceptions. Robinson received the Titans Unsung Hero award for the Tennessee Titans during his career. He was the ultimate professional and obtained the knick name "Steady Eddie" for his methodical preparation and on field knowledge of the game, receiving accolades from his coaching staff and teammates for his leadership skills and attention to detail.

Robinson retired from the NFL following the 2002 season and entered the business world, and is currently the owner/manager of Magnolia River LLC Real Estate Investment Company.

He was a college football analyst for Fox Sports South, ESPN, ESPN3 and Comcast Sports South from 2005 until 2014. In addition he was a co-host on a regionally televised weekly sports show INSIDE SWAC from 2006 to 2009, and continues to broadcast collegiate football games on the radio and appears on sports podcast as a featured guest.

Robinson possesses more than 30 plus years of experience at various levels of Football. He is a stellar ASU Alumnus and a man of vision who has a proven record of success. He assisted ASU in establishing its Football Hall of Fame and has been a consistent supporter of ASU athletic programs financially and by supporting athletic administrations and coaches.

He has worked to support the mission of HBCU's academically and athletically.

He has hosted Youth Football camps at Alabama State University, Texas Southern University and in his Houston Third Ward community. Robinson regularly speaks to high school students and young athletes promoting life skills and planning for success. He is an NFL Ambassador for USA Football helping to promote the game of football to parents and young football players. He mentored and coached an inner-city baseball league in the Sunnyside neighborhood of Houston, and incorporated a program to help young African-American baseball players achieve youth and high school success in baseball with a goal of playing baseball in college and professionally. Two of his players have signed college scholarships to play college baseball with others expected to follow this path and all have plans to attend college. He volunteers his time with the Houston school districts' Real Men Read program, reading to elementary school kids, and sharing his keys to success.

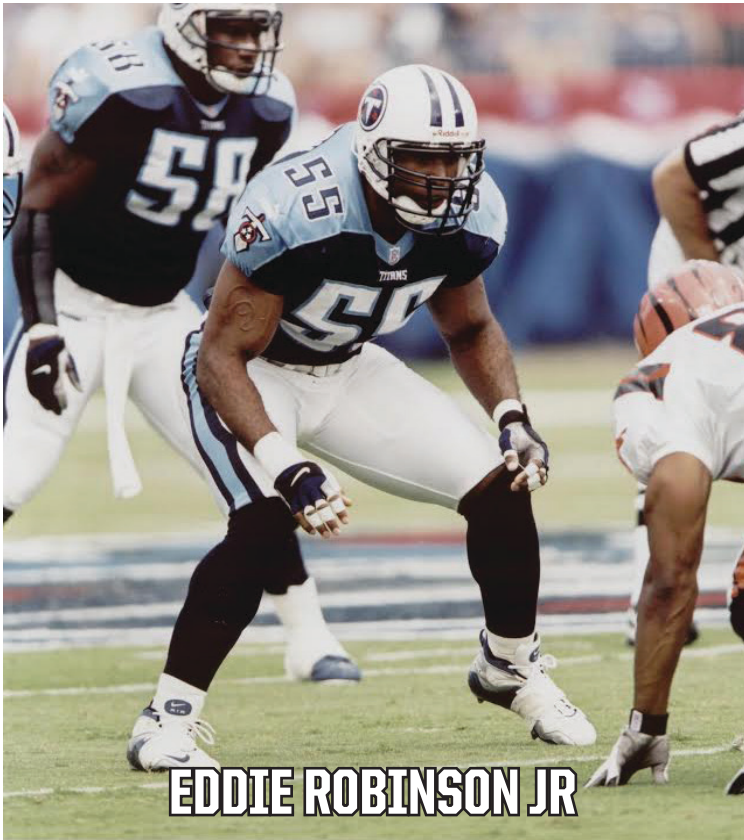
Robinson is a member of the SWAC Alumni Association and a life member of Omega Psi Phi Fraternity and resides in Houston (Texas). He is the father of three sons who participate in high school and college athletics.

NOTEABLES

- ▶ Led Alabama State to the 1991 Southwestern Athletic Conference and Black College National Championship.
- ▶ College football analyst for Fox Sports South, ESPN, ESPN3 and Comcast Sports South from 2005 - 2014 and was a co-host on a regionally televised weekly sports show INSIDE SWAC from 2006-2009.
- ▶ Drafted by the Houston Oilers in 1992, spending 11 seasons in the NFL from 1992-2002. Houston Oilers (1992-1995), Jacksonville Jaguars (1996-1997), Tennessee Titans (1998-2001) and Buffalo Bills (2002); appearing in Super Bowl XXXIV with the Titans in 2000. He finished his career with 850 tackles, 23 sacks and six interceptions.
- ▶ Robinson earned a bachelor's degree in chemistry from Alabama State in 1994.

PLAYING CAREER

YEAR	SCHOOL	POS
1988-92	Alabama State University	LB
1992-1995	Houston Oilers	LB
1996-1997	Jacksonville Jaguars	LB
1998-2001	Tennessee Oilers / Titans	LB
2002	Buffalo Bills	LB



ALABAMA STATE IN THE NFL DRAFT (in order of round picked)

PLAYER	YEAR	TEAM	RD	PICK
Tytus Howard	2018	Houston	1	23
Curtis Green	1981	Detroit	2	46
Eddie Robinson	1992	Houston	2	50
Lester Sims	1972	Cleveland	2	51
Tarvaris Jackson	2006	Minnesota	2	64
Reggie Barlow	1996	Jacksonville	4	110
Michael Coe	2007	Indianapolis	5	173
Ricky Smith	1982	New England	6	141
John Pleasant	1969	Kansas City	6	155
William Daniels	1981	Los Angeles Rams	6	158
Karl Powe	1985	Dallas	7	178
Jylan Ware	2017	Oakland	7	231
Ricky Jones	1992	Los Angeles Rams	8	198
Zack Barnes	1984	San Diego	9	230
Thomas Hopkins	1983	Cleveland	10	262
Willie Thicken	1978	Houston	11	295
Brad Baxter	1989	Minnesota	11	303
Terry Greer	1980	Los Angeles Rams	11	304
James Lane	1983	St. Louis	12	323
Ralph Miller	1970	New Orleans	13	322
Charles Mitchell	1968	Baltimore	14	378
Ernie Moore	1959	Los Angeles Rams	29	344

ALABAMA STATE IN THE NFL DRAFT (in order of year picked)

PLAYER	YEAR	TEAM	RD	PICK
Ernie Moore	1959	Los Angeles Rams	29	344
Charles Mitchell	1968	Baltimore	14	378
John Pleasant	1969	Kansas City	6	155
Ralph Miller	1970	New Orleans	13	322
Lester Sims	1972	Cleveland	2	51
Willie Thicken	1978	Houston	11	295
Terry Greer	1980	Los Angeles Rams	11	304
Curtis Green	1981	Detroit	2	46
William Daniels	1981	Los Angeles Rams	6	158
Ricky Smith	1982	New England	6	141
Thomas Hopkins	1983	Cleveland	10	262
James Lane	1983	St. Louis	12	323
James Lane	1983	St. Louis	12	323
Zack Barnes	1984	San Diego	9	230
Karl Powe	1985	Dallas	7	178
Brad Baxter	1989	Minnesota	11	303
Eddie Robinson	1992	Houston	2	50
Ricky Jones	1992	Los Angeles Rams	8	198
Reggie Barlow	1996	Jacksonville	4	110
Tarvaris Jackson	2006	Minnesota	2	64
Michael Coe	2007	Indianapolis	5	173
Jylan Ware	2017	Oakland	7	231
Tytus Howad	2018	Houston	1	23

ALABAMA STATE DEPTH CHART

at **BETHUNE-COOKMAN UNIVERSITY (9.28.24)**

OFFENSE

QB	4	Jonah O'Brien	6-4	210	Gr.	Kaukauna, Wis. / Eastern Illinois
	12	Zach Sims	6-2	207	Fr.	Alabaster, Ala. / Thompson HS
	13	Jayvius Langford	5-11	195	Jr.	Montgomery, Ala. / Northeast Miss. CC
RB	26	Marcus Harris II	5-9	233	R-So.	Jackson, Miss. / Jackson Academy
	23	AJ Gates Jr.	5-7	162	Jr.	Birmingham, Ala. / UAB
FB	33	Jimmie Haywood	5-9	220	So.	Mobile, Ala. / Southern Miss.
	40	Dylan Creech	6-0	241	Sr.	Geneva, Ala. / Geneva HS
LT	70	Desmond Daniels	6-4	291	Sr.	Atlanta, Ga. / Bethune-Cookman
	69	Keeundra Salter	6-3	298	Jr.	Montgomery, Ala. / Robert E. Lee HS
LG	55	Josh Daniel	6-4	332	Rf.	Birmingham, Ala. / Minor HS
	58	Michael Moore Jr.	6-3	280	Fr.	Loganville, Ga. / Parkview HS
C	67	Arelious Dunn	6-3	297	Sr.	Atlanta Ga. / Bethune-Cookman
	54	Dezmond Penn	6-1	302	Jr.	Delray Beach, Fla. Atlantic HS
RG	78	Jeremiah Frazier	6-3	325	R-Jr.	Pike Road, Ala. / Troy Univ.
	56	Elijah Walker	6-4	306	Fr.	Daytona Beach, Fla. / Mainland HS
RT	75	Cameron Smith	6-7	350	Sr.	Garland, Texas / Clark-Atlanta
	77	Zy'Terrio Lee	6-3	277	Rfr.	Atlanta, Ga. / Mays HS
TE	83	Derick Harden	6-3	210	Jr.	Olive Branch, Miss. / NE Miss. CC
	88	Errington McRae	6-2	238	Jr.	Forrest City, Ark. / Memphis
XR	84	Bakari Dailey	6-0	150	Fr.	Monroeville, Ala. / Auburn HS
	17	Asa Gregg	6-2	190	So.	Waldorf, Md. / St. John's HS
ZR	6	Ajai Harrell	6-0	179	Rf.	Daytona Beach, Fla. / Mainland HS
	14	Eric Horn	5-10	158	Rf.	New Orleans, La. / Carver HS
WR	11	Jalen Jones	5-8	168	Rf.	Birmingham, Ala. / Ramsay HS
	87	Robert McMinn	5-10	179	Jr.	Hollywood, Fla. / Miami Central HS

TRAQWAN THOMAS (DL)



DEFENSE

LE	9	Stefon Young-Rolle	6-3	243	Sr.	Miami, Fla. / Miami Central HS
	44	Kanye Varner	6-3	230	R-So.	Jonesboro, Ga. / Jonesboro HS
DT	94	Cameron Gordon	6-4	275	Sr.	Greenwood, S.C. / Lenoir-Rhyne U
	92	Ajani Mason	6-2	280	Fr.	Tallahassee, Fla. / Lincoln HS
DT	7	Janil Brown	6-3	355	Gr.	West Palm Beach, Fla. / Garden City CC
	89	Tyler Swann	6-2	285	Jr.	Mableton, Ga. / Va. Military (VMI)
RE	11	Tregwan Thomas	6-0	192	Sr.	Orlando, Fla. / Jones HS
	13	Maurice Lapierre	6-1	216	Jr.	Ft. Lauderdale, Fla. / Plantation HS
M	0	Rico Dozier	5-11	ra208	Sr.	Abbeville, Ala. / Arkansas-Pine Bluff
	8	Rhody Jean-Louis	6-0	228	R-Jr.	Miami, Fla. / Miami Central HS
W	6	Demarkus Cunningham	6-1	215	Sr.	Bessemer, Ala. / Bessemer City HS
	18	Denzel Johnson	6-0	205	Fr.	Ft. Lauderdale, Fla. / Chaminade Madonna Prep
H	24	Dwight Jacobs Jr.	5-10	194	Jr.	Blythewood, S.C. / Miso6uri State
	32	BJ Ceasar	6-4	200	So.	Houston, Texas / Air Force
CB	5	Caleb Offord	6-1	192	Gr.	Southaven, Miss. / Buffalo
	21	Tre Phillips	5-7	183	Jr.	Olive Branch, Miss. / Mississippi State
SS	3	Amon Scarbrough	5-11	193	Sr.	Birmingham, Al / Jacksonville State
	23	Keane Lewis	5-8	165	Jr.	Miami, Fla. / Miami Northwestern HS
FS	42	Ta'Shaun Simms	6-2	175	Fr.	Chipley, Fla. / Chipley HS
	1	Dasheen Jackson	6-2	211	R-Jr.	Columbus, Ga. / Troy University
CB	2	James Burgess	6-3	186	Sr.	Center Point, Ala. / Huffman HS
	4	Twillie Lovette	6-1	175	Jr.	Belle Chasse, La. / McNeese State

SPECIAL TEAMS

PK	37	Brandon Gilliam	6-0	188	Jr.	Vicksburg, Miss. / Copiah-Lincoln CC
	38	Stewart McCall II	6-1	176	Rf.	New Orleans, La. / St. Augustine H
KO	37	Brandon Gilliam	6-0	188	Jr.	Vicksburg, Miss. / Copiah-Lincoln CC
	49	Baylor Cannon	5-11	148	R-Fr.	Marbury, Ala. / Marbury HS
P	46	Harrison Tuck	6-2	215	Fr.	Mt. Crawford, S. Australia / Univ. Sr. College
	37	Brandon Gilliam	6-0	188	Jr.	Vicksburg, Miss. / Copiah-Lincoln CC
LS	53	Thomas Lauria	6-2	223	So.	Gilbert, Ariz. / Highland HS
	57	Garrett Wilemon	5-10	214	Fr.	Prattville, Ala. / Prattville HS
H	46	Harrison Tuck	6-2	215	Fr.	Mt. Crawford, S. Australia / Univ. Sr. College
	38	Stewart McCall	6-1	195	Fr.	New Orleans / St. Augustine
KOR	87	Robert McMinn	5-10	176	So.	Hollywood, Fla. / Miami Cent. HS
	23	AJ Gates Jr.	5-7	162	Jr.	Birmingham, Ala. / UAB
PR	87	Robert McMinn	5-10	176	So.	Hollywood, Fla. / Miami Cent. HS
	11	Jalen Jones	5-8	168	RFr.	Birmingham, Ala. / Ramsay HS

GAME 5: FLORIDA A&M UNIVERSITY

OCTOBER 5, 2024 | AS STADIUM | MONTGOMERY, ALA.

ALABAMA STATE UNIVERSITY 2024 HORNETS NUMERICAL ROSTER						
##	NAME	POS	HT	WT	CL	HOMETOWN/PREVIOUS SCHOOL
0	Rico Dozier	LB	5-11	217	Sr.	Abbeville, Ala. / Arkansas-Pine Bluff
1	Andrew Body	QB	6-1	206	Sr.	Corpus Christi, Texas / Texas Southern
1	Dasheen Jackson	S	6-2	211	R-Jr.	Columbus, Ga. / Troy University
2	Tacaris Bozeman	RB	5-8	178	Rf.	Montgomery, Ala. / Sidney Lanier HS
2	James Burgess	CB	6-3	186	Sr.	Center Point, Ala. / Huffman HS
3	Daquon Kincey	RB	6-0	217	Sr.	Abbeville, Ala. / Clark-Atlanta University
3	Amon Scarbrough	DB	5-11	185	Sr.	Birmingham, Ala. / Jacksonville State
4	Twillie Lovette	CB	6-0	177	Jr.	Belle Chasse, La. / McNeese State
4	Jonah O'Brien	QB	6-4	197	Gr.	Kaukauna, Wis. / Eastern Illinois
5	Caleb Offord	CB	6-1	189	Gr.	Southaven, Miss. / University of Buffalo
5	Nicholas Williams	WR	6-5	211	Jr.	Oceanside, Calif. / Univ. of Montana
6	Demarkus Cunningham	LB	6-2	218	Jr.	Bessemer, Ala. / Bessemer City HS
6	Ajai Harrell	WR	6-0	190	Rf.	Daytona Beach, Fla. / Mainland HS
7	Janil Brown	DT	6-3	332	Gr.	West Palm Beach, Fla. / Garden City CC
7	Tyree Saunders	WR	6-1	183	R-Jr.	Jacksonville, Fla. / East Carolina
8	James Hayes	QB	6-4	219	Fr.	Ft. Lauderdale, Fla. / Coconut Creek HS
8	Rhody Jean-Louis	LB	6-0	218	R-Jr.	Miami, Fla. / Miami Central HS
9	Stefon Young-Rolle	DL	6-2	244	R-Jr.	Miami, Fla. / Miami Central HS
10	Ethan Tookes	CB	6-2	191	Rf.	Jacksonville, Fla. / Riverside HS
10	Kareem Key	QB/WR	5-10	165	Fr.	Adamsville, Ala./Point University
11	Jalen Jones	WR	5-10	165	Rf.	Birmingham, Ala. / Ramsay HS
11	Tregwan Thomas	DE	6-1	232	R-Jr.	Orlando, Fla. / Jones HS
12	LJ Allen Jr.	S	6-3	203	R-Fr.	Shelby, N.C. / Burns HS
12	Zach Sims	QB	6-2	207	Fr.	Alabaster, Ala. / Thompson HS
13	Jayvius Langford	QB	5-11	195	Jr.	Montgomery, Ala. / Northeast Miss. CC
13	Maurice Lapierre	DE	6-1	228	Jr.	Ft. Lauderdale, Fla. / Plantation HS
14	Eric Horn	WR	5-10	162	Rf.	New Orleans, La. / Carver HS
15	Elijah Bean	WR	6-5	195	R-So.	Humble, Texas / Baylor
15	Zuriel Jimpson	S	6-0	195	Fr.	Atlanta, Ga. / Carson-Newman College
16	Adrian Fitts	CB	6-0	195	Rf.	Acworth, Ga. / Allatoona HS
16	Christian Pitts	WR	6-0	169	R-Fr.	Pearland, Texas / Pearland HS
17	Asa Gregg	WR	6-2	190	So.	Waldorf, Md. / St. John's HS
17	Cordell Montgomery	DB	6-1	219	Rf.	Gardena, Ca. / Junipero Serra HS
18	Denzel Johnson	LB	6-0	207	Fr.	Ft. Lauderdale, Fla. / Chaminade Madonna
18	Jahbari Kuykendall	RB	5-8	186	Fr.	Houston, Texas / Coastal Carolina
19	Greg Mangle	CB	5-9	173	So.	Memphis, Tenn. / White Station HS
20	Jamarie Hostzclaw	RB	5-9	176	Fr.	North Ft. Lauderdale, Fla. / Coconut Creek HS
21	Tre Phillips	CB	5-8	175	Jr.	Olive Branch, Miss. / Mississippi State
22	Drake Johnson	S	6-0	184	Sr.	Missouri City, Texas / Southern Illinois
23	AJ Gates Jr.	RB	5-7	173	Jr.	Birmingham, Ala. / UAB
23	Keane Lewis	S	5-9	160	Jr.	Miami, Fla. / Miami Northwestern HS
24	Dwight Jacobs Jr.	SAF	5-11	203	Jr.	Blythewood, S.C. / Missouri State
26	Marcus Harris II	RB	5-9	233	R-So.	Jackson, Miss. / Jackson Academy
27	Eric Tarrant	ATH	6-1	196	Fr.	Birmingham, Ala. / Parker HS
28	Nathan Nwagwu	CB	6-1	192	Fr.	McCalla, Ala. / McAdory H
29	Ashton Ashford	RB	5-8	182	Fr.	Birmingham, Ala. / Ramsey HS
30	Ethan Johnson	LB	6-0	223	Fr.	Birmingham, Ala. / Shades Valley HS
32	Brennen "BJ" Ceaser	S	6-2	206	So.	Houston, Texas / Air Force
33	Jimmie Haywood Jr.	FB	5-10	221	R-So.	Mobile, Ala. / Southern Miss
34	Gabe Spencer	RB	5-8	188	Rf.	Pike Road, Ala. / Macon East Academy
35	AJ Quarels	LB	6-0	228	Fr.	Hillcrest, Ala. / Hillcrest HS
37	Brandon Gilliam	K	6-0	192	Jr.	Vicksburg, Miss. / Copiah-Lincoln CC
38	Stewart McCall II	P/K	6-1	176	Rf.	New Orleans, La. / St. Augustine HS
39	Kohl Summerville	DB	6-2	218	R-Fr.	Gordo, Ala. / Gordo HS
40	Dylan Creech	FB	6-0	237	Jr.	Geneva, Ala. / Geneva HS
41	Za'lien Henry	LB	6-0	202	R-So.	Dothan, Ala. / Dothan HS
42	Ta'Shaun Sims	S	6-1	181	Fr.	Chipley, Fla. / Chipley HS
43	Terrell Lightfoot, Jr	DE	6-3	203	R-So.	Atlanta, Ga. / Carver HS
44	Kanye Varner	DE	6-2	230	R-So.	Jonesboro, Ga. / Jonesboro HS
45	Grant DeGraffenreid	LB	5-11	221	R-So.	Chandler, Ariz. / Hamilton HS
46	Harrison Tuck	K/P	6-1	207	So.	Mt. Crawford, S. Australia / Univ. Sr College
47	Shamone Young	DE	6-2	259	Gr.	Spartanburg, S.C. / South Carolina
48	Myles Richardson	DE	6-4	241	R-So.	Montgomery, Ala. / Ezekiel Academy
49	Baylor Cannon	K	5-11	152	Rf.	Marbury, Ala. / Marbury HS
52	Desjon Robertson	DL	6-1	290	Fr.	Pensacola, Fla. / Pensacola Catholic
53	Thomas Lauria	LS	6-2	227	So.	Gilbert, Ariz. / Highland HS
54	Dezmond Penn	C	6-1	296	Jr.	Delray Beach, Fla. / Atlantic HS
55	Josh Daniel	C	6-4	325	Rf.	Birmingham, Ala. / Minor HS
56	Elijah Walker	OL	6-2	343	Fr.	Daytona Beach, Fla. / Mainland HS
57	Garrett Wilemon	LS	5-10	214	Fr.	Prattville, Ala. / Prattville HS
58	Michael Moore Jr.	OL	6-2	280	Fr.	Loganville, Ga. / Parkview HS

ALPHABETICAL ROSTER		
#	NAME	POS
12	Allen Jr., LJ	S
29	Ashford, Ashton	RB
73	Baker, Elijah	OT
80	Barnes, Khayman	WR
71	Bell, Kriston	OL
1	Body, Andrew	QB
2	Bozeman, Tacaris	RB
7	Brown, Janil	DT
2	Burgess, James	CB
49	Cannon, Baylor	K
32	Ceaser, Brennen "BJ"	S
40	Creech, Dylan	FB
6	Cunningham, DeMarkus	LB
84	Dailey, Bakari	WR
55	Daniel, Josh	C
70	Daniels, Desmond	OT
97	Davis, Devin	DE
45	DeGraffenreid, Grant	LB
0	Dozier, Rico	LB
67	Dunn, Arelious	C
16	Fitts, Adrian	CB
96	Fletcher, Jakeem	DT
78	Frazier, Jeremiah	OL
23	Gates Jr., AJ	RB
37	Gilliam, Brandon	K
86	Gonzalez, Drake	FB
94	Gordon, Cameron	DT
17	Gregg, Asa	WR
83	Harden, Derick	TE/DL
19	Harkless, Luke	WR
6	Harrell, Ajai	WR
26	Harris II, Marcus	RB
95	Harris Jr., Cornell	DL
8	Hayes, James	QB
33	Haywood Jr., Jimmie	FB
41	Henry, Za'lien	LB
82	Hocutt, Will	LS
14	Horn, Eric	WR
20	Hostzclaw, Jamarie	RB
1	Jackson, Dasheen	S
24	Jacobs Jr., Dwight	SAF
8	Jean-Louis, Rhody	LB
76	Jenkins, Jimmie	TE
15	Jimpson, Zuriel	S
18	Johnson, Denzel	LB
22	Johnson, Drake	S
30	Johnson, Ethan	LB
90	Joiner Jr., Michael	DL
60	Jones IV, Bernard	OL
11	Jones, Jalen	WR
3	Kincey, Daquon	RB
66	King, Darrius "DJ"	OG
13	Langford, Jayvius	QB
13	Lapierre, Maurice	DE
53	Lauria, Thomas	LS
77	Lee, Zy'Terio	OT
64	Lett, Trej	DL
23	Lewis, Keane	S
59	Lewis-Horton, Jaland	LB
43	Lightfoot, Jr, Terrell	DE
4	Lovette, Twillie	CB
19	Mangle, Greg	CB
92	Mason, Ajani	DL
38	McCall II, Stewart	P/K
79	McLean, Phillip	OL
87	McMinn, Robert	WR
88	McRae, Errington	TE
17	Montgomery, Cordell	DB

NO.	PLAYER	POS.	HT	WT	CL	HOMETOWN/PREVIOUS SCHOOL
59	Jaland Lewis-Horton	LB	6-0	205	R-So.	Sweetwater, Ala. / Sweetwater HS
60	Bernard Jones IV	OL	6-0	271	Fr.	New Orleans, La. / Edna Karr HS
62	Andre Woods	OL	6-2	324	Fr.	Prattville, Ala. / Prattville HS
64	Trej Lett	OL	6-2	281	Fr.	Tanner, Ala. / Tanner HS
65	J'vyon Tatum	OL	6-3	282	Fr.	Forsyth, Ga. / Mary Parson HS
66	Darrius "DJ" King	OG	6-2	305	Jr.	Byhalia, Miss. / Northeast Miss. CC
67	Arelious Dunn	C	6-3	295	Sr.	Atlanta Ga. / Bethune-Cookman
69	Keeundra Salter	OL	6-3	298	Jr.	Montgomery, Ala. / Robert E. Lee HS
70	Desmond Daniels	OT	6-6	303	Sr.	Atlanta, Ga. / Bethune-Cookman
71	Kriston Bell	OL	6-6	301	Fr.	New Orleans, La. / Edna Karr HS
72	Nicholas Harris	OL	6-3	295	Fr.	Kennedy Heights, La. / St. Augustine HS
73	Elijah Baker	OT	6-4	310	R-So.	Phoenix, Ariz. / Desert Vista HS
74	Christian Walker	OL	6-3	281	Rf.	Lithonia, Ga. / Jackson State
75	Cameron Smith	OL	6-6	354	Sr.	Garland, Texas / Clark-Atlanta
76	Jimmie Jenkins	TE	6-3	290	OG	Cleveland, Ohio / Glenville HS
77	Zy'Terio Lee	OT	6-3	277	Rf.	Atlanta, Ga. / Mays HS
78	Jeremiah Frazier	OL	6-2	319	R-Jr.	Pike Road, Ala. / Troy University
79	Phillip McLean	OL	6-6	320	Fr.	Myrtle Beach, S.C. / Carolina Forest HS
80	Khayman Barnes	WR	5-9	197	R-Fr.	Tallahassee, Fla. / Godby HS
82	Will Hocutt	LS	6-3	215	Rf.	Moundville, Ala. / Hale County HS
83	Derick Harden	TE/OL	6-1	222	Jr.	Olive Branch, Miss. / NW Miss. CC
84	Bakari Dailey	WR	6-0	150	Fr.	Monroeville, Ala. / Auburn HS
85	Josiah Drain	TE	6-32	235	Jr.	Tacoma / Oklahoma Baptist
86	Drake Gonzalez	FB	5-11	211	Fr.	Memphis, Tenn. / St. George
87	Robert McMinn	WR	5-10	179	Jr.	Hollywood, Fla. / Miami Central HS
88	Errington McRae	TE	6-2	240	Jr.	Forrest City, Ark. / Memphis
89	Tyler Swann	DL	6-1	284	Jr.	Mableton, Ga. / VMI
90	Michael Joiner Jr.	DL	6-1	286	Fr.	Ocilla, Ga. / Irwin County HS
92	Ajani Mason	DL	6-2	267	Fr.	Tallahassee, Fla. / Lincoln HS
94	Cameron Gordon	OT	6-4	275	Sr.	Greenwood, S.C. / Lenoir-Rhyne
95	Cornell Harris Jr.	DL	6-2	317	Fr.	Kennedy Heights, la. / St.
96	Jakeem Fletcher	OT	6-2	291	R-So.	Tanner, Ala. / Tanner HS
97	Devin Davis	DE	6-6	237	Rf.	Laplace, La. / East St. John HS
98	Rashawn Watson	OT	6-2	277	Fr.	W. Palm Bch, Fla. / Chaminade Madonna Prep
99	Elijah Elmore	OT	6-1	311	Jr.	Wetumpka, Ala. / Iowa Western CC

58	Moore Jr., Michael	OL
28	Nwagwu, Nathan	CB
4	O'Brien, Jonah	QB
5	Offord, Caleb	CB
54	Penn, Dezmond	C
21	Phillips, Tre	CB
16	Pitts, Christian	WR
57	Pleasant, Bryant	LB
35	Quarels, Anthony "AJ"	LB
48	Richardson, Myles	DE
52	Robertson, Desjon	DL
69	Salter, Keeundra	OL
7	Saunders, Tyree	WR
3	Scarborough, Amon	DB
42	Simms, Ta'Shaun	S
12	Sims, Zach	QB
75	Smith, Cameron	OL
34	Spencer, Gabe	RB
39	Summerville, Kohl	DB
89	Swann, Tyler	DL
27	Tarrant, Eric	ATH
65	Tatum, J'vyon	OL
25	Thomas, Bradley	CB
11	Thomas, Tregwan	DE
10	Tookes, Ethan	CB
46	Tuck, Harrison	K/P
44	Varner, Kanye	DE
74	Walker, Christian	OL
56	Walker, Elijah	OL
72	Ward, Arquis	RG
62	Woods, Andre	OL
47	Young, Shamone	DE
9	Young-Rolle, Stefon	DL

ASSISTANT COACHES & SUPPORT PERSONNEL



JAMES WILLIAMS
Associate Head Coach
Corners | NFL Liason
3rd Year



CHRIS BARNETTE
Offensive Coordinator / QBs
1st Year



RYAN LEWIS, SR
Defensive Coordinator | LB
3rd Year



BILLY GRESHAM
Special Teams Coord. |
Linebackers
7th Year



CHRIS BROWN
Offensive Line
1st Year



JONATHAN CARR
Tackles/Tight Ends
1st Year



WILL GLOVER
Wide Receivers
1st Year



JUWAN LEIWS
Running Backs
1st Year



TODD MIDDLETON
Defensive Line
2nd Year



RONNIE SCOTT
Safeties
1st-Year



DERRICK BROWN
Quality Control | Defense
3rd Year



ANTHONY DAVIS
Quality Control | Offense
Assistant Receivers
2nd Year



DAHON MIXON
Graduate Assistant
2nd Year



JOHN PASLEY
Student Assistant | Offense
3rd Year



ASAD MUHAMMED
Student Assistant | Offense
3rd Year



JOSH ALEXANDER
Student Assistant | Defense
2nd Year



DEJERROD JONES
Director of Player
Development



OMAR TURNER
Director of Video Services
1st-Year



TERRY SIMS
Director Football
Operations
2nd Year



JAMIE MCQUEEN
Asst. Director for
Sports Medicine/ FB
1st Year



JIMELLE HILL
Football Administration
Coordinator
2nd-Year



TERRY THOMPSON
Assistant AD for
Sports Performance
2nd Year



FRED FRANKLIN
Head of Football
Equipment
2nd Year



GABBY SPENCER
Football Recruiting
Office Assistant
2nd Year



SINGLE GAME ATTENDANCE			
RK	Attend	Opponent	Date
1	31,334	Jackson State	10.8.2022
2	27,828	Tuskegee	9/7/19
3	27,500	Tuskegee	11/22/12
4	26,222	Tuskegee	9/1/18
5	25,442	Tuskegee	9/2/17
6	23,687	Florida A&M	11/12/2022
7	22,765	Southern	9/02/2023
8	20,703	Jacksonville St.	8/31/13
9	18,972	Miles	11/24/16
10	17,995	Bethune-Cookman	10/7/2023
11	17,560	Jackson State	11/8/14
12	17,309	Grambling State	9/21/19
13	15,887	Kennesaw State	9/14/19
14	15,725	Tennessee St.	9/6/14
15	15,553	Alcorn State	10/5/17
16	15,322	Edward Waters	11/23/17
17	15,252	PVAMU	11/28/19
18	15,201	Miles	11/21/15
19	15,143	Southern	11/9/13
20	14,428	Jackson State	11/10/18
21	14,396	Stillman	11/28/13
22	14,355	Alcorn State	9/30/2023
23	13,825	MVSU	9/13/14
24	13,156	Stillman	11/22/14

STADIUM INFORMATION

ASU Stadium on the campus of Alabama State University in Montgomery, Alabama, is a 26,500-seat stadium that replaced the Cramton Bowl in 2012 as the host venue for the Alabama State Hornets football team. The first game in the New ASU Stadium was the 89th Turkey Day Classic on Nov. 22, 2012 in which the Hornets hosted the Tuskegee Golden Tigers. The game was a sell-out and was televised nationally on ESPN.

The stadium's current capacity sits at 26,500 but the project was designed to allow for future expansion that can expand the capacity to 55,000.

The stadium also holds a restaurant and retail space which welcome visitors to the stadium and area 365 days a year.

ASU STADIUM FIRSTS

ASU TD	Isaiah Crowell rush for 3 yards
Rush TD	Isaiah Crowell rush for 3 yards
TD Pass	Tuskegee: Justin Nared pass to Marquel Gardner
ASU TD Pass	Greg Jenkins pass to Jarrett Neely for 5
ASU TD Reception	Jarrett Neely from Greg Jenkins (5 yds)
TD Reception	Marquel Gardner (TU) from Justin Nared
Field Goal	Tuskegee: Eduardo Murillo 38-yard field goal
ASU Field Goal	Bobby Wenzig 23-yard field goal
1ST 100 YD rusher	ASU's Isaiah Crowell 110 -yds on 18 carries
First Sack	ASU's Carlton Jones and Justin Mitchell
First Interception	ASU's Maurice Tate

STADIUM QUICK FACTS

Opened	Nov. 22, 2012
First Game	Tuskegee
Result	L, 25-27
All-Time Record @ ASU Stadium	35-21
Surface	FieldTurf Vetex Core
Capacity	26,500



ASU STADIUM FUN FACTS

- Did you know that 29,500 attended the first game at the New ASU Stadium?
- Did you know that approximately 1 million screws, nails and fasteners were used to build The New ASU Stadium?
- Did you know that 280,000 cubic yards of dirt were hauled away from the stadium site?
- Did you know that the stadium contains 15 miles of wiring?
- Did you know 28,000 tons of rocks were used?
- Did you know that millions of years old sharks' teeth were unearthed at the site?
- Did you know that the stadium has nine locker rooms?
- Did you know that there are five miles of handrails in the stadium.

	GAME ONE Sept 1, 2024 Miami Gardens, Fla. Hard Rock Stadium ATT: 10,256
NORTH CAROLINA CENTRAL	31
ALABAMA STATE	24

SCORE BY QUARTERS

	1	2	3	4	Final	
N. Carolina Central	7	14	3	7	31	Record: (1-0)
Alabama State	0	14	4	7	24	Record: (0-1)

	NCCU	ASU
First Downs - Total	15	16
Rushing Total (Net)	151	203
Attempts	34	42
Avg. Per Rush	4.4	4.8
Rushing TDs	2	2
Passing Total (Net)	119	88
Comp.-Att.-Int.	9-18-0	9-17-2
TDs	1	0
Total Offense Yards	270	291
Plays	52	59
Fumbles - Lost	0-0	1-0
Penalties - Yds.	6-50	4-22
Punts - AVG.	5 - 39.0	4 - 29.8
Punt Returns: Total - Yds. - TDs	2-10-0	2-23-0
Punt: Avg. / Return	5.0	11.5
Kickoff Returns: Total - Yds. - TDs	3-85-0	4-104-1
Kickoff: Avg. / Return	28.3	26.0
INT Returns: Total - Yds. - TDs	2-42-1	0-0-0
Fumble Returns: Total - Yds. - TDs	0-0-0	0-0-0
Poss. Time	28:12	31:48
3rd. Down Conv.	4 of 10	4 of 12
4th. Down Conversions	0 of 1	2 of 3
Red-Zone: Scores - Chances	4-4	1-1
Sacks: Total - Yds.	5-26	2-20
PAT: Total - Made	4-4	3-3

MIAMI GARDENS, Fla. | Alabama State put together a 203-yard performance on the ground, including 134 yards and two touchdowns from quarterback **Andrew Body**, but fell 31-24 to North Carolina Central Sunday afternoon at home at Hard Rock Stadium.

Body is the first Hornet to rush for 100 yards and two touchdowns since 2022. Jacory Merritt had 140 yards against Prairie View AGM on Sept. 24, 2022 and scored two touchdowns against UAPB on Nov. 11, 2024.

Marcus Harris II added 28 yards on the ground and **Eric Horn** had one catch for 45 yards.

Rico Dozier paced the Alabama State defensive effort, totaling six tackles, one tackle for loss, and one sack. Miami, Fla., native **Stefon Young-Rolle** added four tackles, one tackle for loss, and one sack.

ASU's defense held North Carolina Central's offense, allowing 270 total yards.


HOW IT HAPPENED

ASU responded after opening the game with a 21-0 deficit. The Hornets responded with a field goal after NCCU increased its lead to 24-14 to make it a 24-17 game.

After NCCU increased its lead to 31-17, ASU got on the scoreboard with 3:24 left in the fourth quarter to narrow the advantage 31-24. An NCCU interception ended the Hornets final drive with 30 seconds to go.

Game Notes

- ASU out-gained NCCU 291-270, including a 203-151 advantage on the ground.
- Body is the first Hornet to rush for 100 yards and two touchdowns since 2022. Jacory Merritt had 140 yards against Prairie View AGM on Sept. 24, 2022 and scored two touchdowns against UAPB on Nov. 11, 2024.
- Demarkus Cunningham led the Hornets with eight tackles.
- ASU went 2-for-3 on fourth down, converting on 66.7 percent of attempts.
- ASU won the time of possession battle 31:48 to 28:12.
- Walker Harris led the Eagles passing attack, completing nine of his 18 attempts for 119 yards and one touchdown.
- J'Mari Taylor led the NCCU with 128 yards rushing and two touchdowns.

	GAME TWO Sept. 7, 2024 Montgomery, Ala. ASU Stadium Att: –
MILES COLLEGE	3
ALABAMA STATE	24

SCORE BY QUARTERS

	1	2	3	4	Final	
Miles	0	3	0	0	3	Record: (0-2)
Alabama State	7	17	0	0	0	Record: (1-1)

	MILES	ASU
First Downs	12	10
Rushing Total (Net)	46	191
Attempts	29	41
Avg. Per Rush	1.6	4.7
Rushing TDs	0	1
Passing Total (Net)	188	88
Comp.-Att.-Int.	17-34-2	5-12-1
TDs	0	2
Total Offense Yards	234	279
Plays	63	53
Fumbles - Lost	4-2	2-1
Penalties - Yds.	6-55	10-80
Punts - AVG.	4-37.2	7-35.6
Punt Returns: Total - Yds. - TDs	3-0-0	1-58-0
Punt: Avg. / Return	0.0	58.0
Kickoff Returns: Total - Yds. - TDs	3-85-0	4-104-1
Kickoff: Avg. / Return	28.3	26.0
INT Returns: Total - Yds. - TDs	2-39-0	1-23-0
Fumble Returns: Total - Yds. - TDs	1-25-0	2-41-0
Poss. Time	29:22	30:38
3rd. Down Conv.	4 of 14	3 of 13
4th. Down Conversions	0 of 4	0 of 1
Red-Zone: Scores - Chances	0-1	2-2
Sacks: Total - Yds.	1-8	4-30
PAT: Total - Made	0-0	3-3

MONTGOMERY, Ala. – Alabama State used a strong rushing attack and tough defense to dispatch Miles College 24-3 Saturday at ASU Stadium

James Hayes led Alabama State's passing attack with 88 yards through the air, tossing two touchdowns and one interception.

Daquon Kincey totaled 137 yards to lead the Hornets' ground attack and added one touchdown in the game, picking up 10.5 yards per carry. Jamarie Hostzclaw also tacked 56 yards on the ground, picking up 4.7 yards per carry.

Tregwan Thomas showed out for the ASU defense, collecting six tackles, 3.0 TFL, three sacks, and three forced fumbles. James Burgess added three tackles and one interception and Amon Scarbrough had three tackles and one interception in the win.


How It Happened

ASU scored first and took a 7-0 lead on the game's opening drive. The Hornets then expanded the lead to 10-0 with another score.

The Hornets kept building its advantage after Miles made it a 10-3 game, scoring again with 4:22 remaining in the second quarter to go ahead 17-3. The Hornets continued to expand their lead, scoring again to go on top 24-3.

Game Notes

- Hayes was the first true freshman to start at quarterback for Alabama State since 2020 (Joe Owens/Myles Crawley).
- Kincey's 137 yards rushing gave ASU back-to-back game sixth 100-yard rushers for the first time since 2022 (Jacory Merrett/Santo Dunn)
- The Hornets won the turnover battle 4-2 after intercepting two passes and recovering two fumbles.
- ASU scored first with 13:47 left in the first quarter and never trailed the rest of the game on their way to victory.
- The Hornets tallied 17 points in the second quarter, accounting for 70.8% of their total score.
- ASU took potential points off the board by forcing two turnovers on their half of the field
- Kam Ivory led the Golden Bears passing attack, completing 16 of his 32 attempts for 168 yards with two interceptions.
- Jonero Scott led the Miles rushing attack with 57 yards.

	GAME THREE Sept. 14, 2024 Birmingham, Ala. Pete Hanna Stadium Att.: 6,045
ALABAMA STATE	7
SAMFORD	12

SCORE BY QUARTERS

	1	2	3	4	Final	
Alabama State	0	3	0	0	3	Record: (1-2)
Samford	7	17	0	0	0	Record: (1-1)

	ASU	SAM
First Downs	10	16
Rushing Total (Net)	103	120
Attempts	34	47
Avg. Per Rush	3.0	2.6
Rushing TDs	1	1
Passing Total (Net)	106	185
Comp.-Att.-Int.	9-23-0	19-25-1
TDs	0	1
Total Offense Yards	209	305
Plays	57	72
Fumbles - Lost	0-0	4-0
Penalties - Yds.	6-37	3-26
Punts - AVG.	10-35.1	7-37.3
Punt Returns: Total - Yds. - TDs	0-0-0	5-38-0
Punt: Avg. / Return	0	7.6
Kickoff Returns: Total - Yds. - TDs	3-50-0	1-18-0
Kickoff: Avg. / Return	16.7	18.0
INT Returns: Total - Yds. - TDs	1-19-0	0-0-0
Fumble Returns: Total - Yds. - TDs	0-0-0	0-0-0
Poss. Time	25:01	34:59
3rd. Down Conv.	5 of 16	5 of 17
4th. Down Conversions	0 of 0	0 of 0
Red-Zone: Scores - Chances	1-1	0-1
Sacks: Total - Yds.	1-12	2-19
PAT: Total - Made	1-1	0-1

HOMEWOOD, Ala. | Samford fought back from a one-point halftime deficit to upend Alabama State University 12-7 at Bobby Bowdon Field-Pete Hanna Stadium on Saturday night.

Marcus Harris II led all Hornets rushers with 58 yards and one touchdown, picking up 5.3 yards per carry. Jamarie Hostzclaw added 34 yards on the ground, averaging 4.2 yards per carry.

Bakari Dailey reeled in two catches for 51 yards, including a 47-yard catch to set up the Hornet first .

Rhody Jean-Louis collected one interception. Team added and Jalen Jones had in the loss.

Defensively, Alabama State held Samford to 305 total yards.

HOW IT HAPPENED

Alabama State got on the scoreboard first with 7:58 left in the first quarter to take a 7-0 lead.

Samford scored on a scored on a touchdown pass from Quincy Crittendon to Jaan Cousing with 5:56 to go in the second quarter. Maurice Lapierre blocked the PAT to keep the lead 7-6 at the half.

The Bulldogs took the lead for good on a Demonta Wilkerson one-yard touchdown to lead 12-7 after a failed two-point conversion attempt.

GAME NOTES

- Samford outgained Alabama State 305-209 in the contest.
- Alabama State's final eight drives to the game starting with 5:01 in the second quarter all started inside the 20-yard line.
- Alabama State won the turnover battle 1-0 courtesy of a Rhody Jean-Louis interception.
- Alabama State converted 5 of 16 third downs while Samford was successful on 5 of 17.
- The Hornets had three players with more than eight tackles in the ballgame led by Rico Dozier, who had 10.
- Alabama State gave up just 12 points in five Samford trips to the red zone..
- The Hornets totaled eight tackles for loss.
- Quincy Crittendon led the Bulldogs passing attack, completing 19 of his 25 attempts for 185 yards and one touchdown with one interception.
- Demonta Witherspoon led the Samford rushing attack with 126 yards and one touchdown.

OCTOBER 5, 2024 | AS STADIUM | MONTGOMERY, ALA.

SCORE BY QUARTERS						
	1	2	3	4	Final	
Alabama State	10	3	10	3	26	Record: (2-2)
Samford	0	7	0	14	21	Record: (0-4)

DAYTONA BEACH, Fla. | Alabama State used a 308-yard performance on the ground, including 120 yards from Jamarie Hostzclaw, to pick up a 26-21 win to open SWAC play over Bethune-Cookman on Saturday afternoon at Daytona Stadium.

Alabama State's 308 yards rushing was the first 300-yard game for the Hornets since Oct. 29, 2017 when ASU rushed for 391 against Alabama A&M in the Magic City Classic. Holtzclaw's 120 yards was the third 100-yard rushing effort for ASU this season.

A.J. Gates also added 74 yards on the ground, averaging 8.2 yards per carry. Daquon Kinsey chipped in with 71 yards as well, averaging 5.9 yards per carry. **Ajai Harrell** caught four passes for 36 yards and one score and ran for another.

How It Happened

Alabama State scored first on a Brandon Gilliam 49-yard field with 9:34 left in the first quarter before taking a 10-0 on a one-yard run by Harrell.




Bethune-Cookman made it a 10-7 game, but ASU answered on the final play of the half on a Gilliam 28-yard field goal to lead 13-7 at the half. Gilliam connected on a 37-yard field to give ASU a 16-7 lead with 7:15 to go in the third.




Zach Sims tossed a four-yard touchdown pass to Harrell four-yard to build the lead to 23-7 and Gilliams nailed a 23-yard field goal to make the score 26-7.

Game Notes

- Alabama State's 308 yards rushing was the first 300-yard game for the Hornets since Oct. 29, 2017 when ASU rushed for 391 against Alabama A&M in the Magic City Classic.
- Holtzclaw's 120 yards was the third 100-yard rushing effort for ASU this season.
- Alabama State outgained Bethune-Cookman 386-241
- Alabama State won the turnover battle 3-1
- The Alabama State converted 8 of 14 third downs while Bethune-Cookman was successful on 2 of 10.
- Demarkus Cunningham led the Hornets with 12 tackles.
- Gilliam knocked through four field goals for the Hornets with a long of 49 yards. The last time ASU made three-plus field goals in a game was against BCU in 2022.
- Sims completed 66.7% of his passes on the day, going 8-for-12 while averaging 6.5 yards per attempt.

	GAME SEVEN Oct. 26, 2023 Birmingham, Ala. Legion Field Att.:
ALABAMA STATE	
ALABAMA A&M	


	GAME EIGHT NOV. 2, 2024 Mobile, Ala. Ladd Pebbles Stadium Att.:
ALCORN STATE	
ALABAMA STATE	

	GAME NINE Nov., 9, 2024 Grambling, La. Eddie Robinson Memorial Stadium Att.:
ALABAMA STATE	
GRAMBLING STATE	

GAME 5: FLORIDA A&M UNIVERSITY

OCTOBER 5, 2024 | AS STADIUM | MONTGOMERY, ALA.

	GAME TEN Nov. 16, 2024 Montgomery, Ala. ASU Stadium Att.:
JACKSON STATE	--
ALABAMA STATE	--

	GAME ELEVEN Nov. 23, 2024 Montgomery, Ala. ASU Stadium Att.:
PRAIRIE VIEW A&M	--
ALABAMA STATE	--

	GAME TWELVE Nov., 28, 2024 Montgomery, Ala. ASU Stadium Att.:
TUSKEGEE	--
ALABAMA STATE	--



CAREER RECORDS

SCORING

ANTHONY JOHNSON
2003-2006

248 [140 PAT / 36 FG]

Player	Years	TD	PAT	2PT	FG	Pts
Anthony Johnson	2003-06	0	140	0	36	248
Rico White	1990-93	37	0	78	0	222
Keldrick Williams	2003-06	36	0	0	0	216
Bobby Wenzig	2011-13	0	96	0	35	201
Isaiah Crowell	2012-13	30	0	0	0	180
Brad Baxter	1985-88	30	0	0	0	180
Nick Andrews	2008-11	27	0	1	0	164
Hunter Hanson	2017-2021	0	64	0	28	148
Alcedo Surtain	1992-95	23	0	3	0	144
Reggie Brown	1988-91	23	0	2	0	140
Robert Randolph	2002-05	23	0	1	0	140
Horace Brooks	1989-92	23	0	0	0	138
Malcom Cyrus	2011-14	23	0	0	0	138
Damon Hodge	1996-99	21	4	9	0	134
Larry Bias	1998-01	22	0	0	0	132

TOTAL OFFENSE

DARNELL KENNEDY
1997-2001

12,888 yds

Player	Years	Plays	Rush	Pass	Ttl
Darnell Kennedy	1997-01	1,952	1,017	11,753	12,888
Ricky Jones	1988-91	934	1,273	5,456	6,823
Daniel Duhart	2012-15	946	430	5,373	5,803
Tarvaris Jackson	2003-05	821	811	4,898	5,709
John Caldwell	1978-81	932	160	3,297	4,087
Lloyd Ivey	1967-70	792	585	3,458	4,043
Greg Jenkins	2011-12	686	837	3,166	4,003
Alcedo Surtain	1992-95	611	1,241	2,588	3,829
Brad Baxter	1985-88	773	3,732	0	3,732
Rico White	1990-93	660	3,470	0	3,470
Chris Mitchell	2007-09	693	310	3,084	3,394



DARNELL KENNEDY

PASSING

DARNELL KENNEDY
1997-2001


11,753 yds

Player	Years	ATT	COMP	YDS	TD
Darnell Kennedy	1997-01	1,571	859	11,753	102
Ricky Jones	1989-91	640	322	5,456	49
Daniel Duhart	2012-15	425	750	5,373	36
Tarvaris Jackson	2003-05	665	342	4,898	38
Anthony Benjamin	1982-85	683	291	3,531	17
Lloyd Ivey	1967-70	585	235	3,458	41
John Caldwell	1978-81	597	268	3,388	24
Charles Mitchell	1964-67	395	190	3,206	24
Greg Jenkins	2011-12	262	443	3,166	20
Chris Mitchell	2007-09	507	243	3,084	20
KHA'Darrius Davis	2017-19	485	273	3,058	31
Antonius Smith	1985-89	541	265	2,966	14

BRAD BAXTER
1985-88

3,732 yds

Player	Years	ATT	YDS	AVG	TD
Brad Baxter	1985-88	773	3,732	4.8	30
Rico White	1990-93	660	3,470	5.3	36
Malcolm Cyrus	2011-14	469	2,735	5.8	23
Khalid Thomas	2013-16	459	2,633	5.7	19
Jay Peck	2004-07	519	2,399	4.6	8
Keldrick Williams	2003-05	399	2,362	5.9	26
Gene Blanchard	1963-66	404	2,021	5.0	n/a
Isaiah Crowell	2012-13	329	1,963	6.0	30
Larry Bias	1998-01	249	1,861	7.5	22
Ezra Gray	2017-2021	388	1,655	4.3	9
Rahmod Traylor	2006-09	376	1,585	4.2	13
Johnny Pleasant	1965-68	289	1,571	5.4	n/a
Derrick Massingale	1978-81	359	1,522	4.2	5
Robert Vaughn	1994-97	200	1,332	6.7	15



BRAD BAXTER



CAREER RECORDS

RECEPTIONS

NICK ANDREWS • 2008-11
202 receptions

Player	Years	REC	YDS	YPC	TD
Nick Andrews	2008-11	202	2,755	13.6	27
Damon Hodge	1996-99	176	2,280	13.0	21
Reggie Barlow	1992-95	133	2,536	19.5	17
T.C. McWilliams	2009-12	133	1,737	13.1	16
Reggie Brown	1988-91	132	2,271	17.2	23
Darryl Pearson	1984-87	124	1,823	14.7	16
Kenneth Watson	1998-00	120	1,772	14.8	10
Ricky Cotton	1978-81	112	1360	12.1	9
Kisean Johnson	2020-23	104	1487	14.3	11
Darius Mathis	2007-09	103	1129	11.0	11



REGGIE BARLOW

RECEIVING YARDS

REGGIE BARLOW • 1992-95
2,536 yds

Player	Years	REC	YDS	YPC	TD
Reggie Barlow	1992-95	133	2,536	19.5	17
Damon Hodge	1996-99	176	2,280	13.0	21
Reggie Brown	1988-91	132	2,271	17.2	23
Horace Brooks	1989-92	102	2,180	21.4	23
Darryl Pearson	1984-87	124	1,823	14.7	16
Kenneth Watson	1998-00	120	1,772	14.8	10
Reginald Glover	2002-04	80	1,740	21.8	13
T.C. McWilliams	2009-12	133	1,737	13.1	16
Nick Andrews	2008-10	124	1,660	13.4	17
William Evans	1962-65	53	1,582	29.8	21

PUNTING

David Beckford • 1999-2002
43.8 avg

Player	Years	NO.	YDS	AVG
David Beckford	1999-02	195	8,534	43.8
Anthony Craven	2018-19	137	5,897	43.0
Bobby Wenzig	2011-13	215	8,977	41.8
Lonnie Broadnax	1971-74	136	5,552	40.8
Charles Mitchell	1964-67	170	6,760	39.8
Ernest Carswell	1980-83	84	3,262	38.8
Trevor Vincent	2016-17	241	9,095	37.7
Anthony Speight	2008-10	113	4,260	37.7
Erik Mothershed	1990-93	121	4,419	36.5
Randy Lefebure	1998-99	51	1,853	36.3
Reginald Adams	1986-89	195	7,016	36.0

INTERCEPTIONS

KEJUAN RILEY • 2009-12
21 total

Player	Years	NO.	YDS	TD
Kejuan Riley	2009-12	21	348	0
Emmanuel Martin	1988-91	17	220	0
Antoine Hill	2001-03	16	244	2
Latrod Garner	1990-93	16	219	1
Edwin Ross	1984-87	15	132	1
Chauncey Whatley	1975-78	15	113	2
Lecorey Harvest	1990-93	13	199	1
Michael Madison	1975-78	13	186	3
Darryl Lowe	1977-80	12	34	0



SINGLE SEASON RECORDS

SCORING

ALCEDE SURTAIN • 1995
130 [21 TDs]

Player	Year	TD	PAT	FG	Pts
Alcede Surtain	1995	21	0	0	130
Keldrick Williams	2004	17	0	0	102
Anthony Johnson	2003	0	53	13	92
Isaiah Crowell	2012	15	0	0	90
Isaiah Crowell	2013	15	0	0	90
Johnny Pleasant	1966	14	1	0	86
Anthony Johnson	2004	0	50	11	83
Preston Clark	2014	0	15	35	80
Michael Jefferson	2019	13	0	0	78
Robert Vaughn	1994	13	0	0	78
Rico White	1993	13	0	0	78
Rico White	1990	13	0	0	78
Brad Baxter	1986	13	0	0	78
Bobby Wenzig	2011	0	31	15	76
Jason Thompson	1990	0	44	10	74

PASSING

DARNELL KENNEDY • 2000
3,488 yds

Player	Year	ATT	COMP	YDS	TD
Darnell Kennedy	2000	401	217	3,488	33
Darnell Kennedy	2001	201	346	3,151	33
Tarvaris Jackson	2004	349	182	2,556	20
Darnell Kennedy	1998	375	201	2,409	19
Darnell Kennedy	1997	331	207	2,378	15
Tarvaris Jackson	2003	316	160	2,342	18
Ricky Jones	1990	245	124	2,136	21
Daniel Duhart	2014	159	296	2,105	10
KHA'Darrius Davis	2019	181	309	2,097	21
Ricky Jones	1991	240	126	2,042	19
Anthony Benjamin	1985	324	144	1,720	7
Chris Mitchell	2009	260	131	1,748	10
Damon Stewart	2023	125	194	1,633	11
Devin Dominguez	2010	255	126	1,536	19

TOTAL OFFENSE

DARNELL KENNEDY • 2001
3,674 yds

Player	Year	Plays	Rush	Pass	Ttl
Darnell Kennedy	2001	442	465	3,151	3,674
Darnell Kennedy	2000	482	-13	3,488	3,537
KHA'Darrius Davis	2019	319	3	2,097	3,000
Tarvaris Jackson	2004	414	253	2,556	2,809
Darnell Kennedy	1998	435	385	2,409	2,794
Tarvaris Jackson	2003	407	444	2,342	2,786
Ricky Jones	1990	341	410	2,196	2,606
Darnell Kennedy	1997	463	108	2,378	2,486
Ricky Jones	1991	316	417	2,042	2,453
Daniel Duhart	2014	371	158	2,105	2,263
Alcede Surtain	1995	357	1,024	1,227	2,251
Greg Jenkins	2012	354	507	1,691	2,198
Daniel Duhart	2013	363	161	1,903	2,064
Chris Mitchell	2009	362	187	1,748	1,935
Damon Stewart	2023	242	40	1,633	1,672
Greg Jenkins	2011	332	330	1,475	1,805

RUSHING

BRAD BAXTER • 1996
1,705 yds

Player	Year	ATT	YDS	AVG	TD
Brad Baxter	1986	302	1,705	5.6	13
Malcolm Cyrus	2014	236	1,497	6.3	9
Rico White	1993	233	1,267	5.4	13
Khalid Thomas	2016	179	1,237	6.9	9
Brad Baxter	1987	267	1,206	4.5	9
Keldrick Williams	2003	201	1,195	5.9	9
Jay Peck	2007	246	1,186	4.8	6
Larry Bias	2001	192	1,167	6.1	9
Keldrick Williams	2004	198	1,167	5.9	17
Isaiah Crowell	2013	170	1,121	6.6	15
Robert Vaughn	1994	132	1,088	8.2	13
Alcede Surtain	1995	178	1,024	5.8	21
Gene Blanchard	1966	157	943	6.0	8



SINGLE SEASON RECORDS

SCORING					
Player	Year	TD	PAT	FG	Pts
Alcede Surtain	1995	0	21	0	130
Keldrick Williams	2004	17	0	0	102
Anthony Johnson	2003	0	53	13	92
Isaiah Crowell	2012	15	0	0	90
Isaiah Crowell	2013	15	0	0	90
Johnny Pleasant	1966	14	1	0	86
Anthony Johnson	2004	0	50	11	83
Preston Clark	2014	0	15	35	80
Robert Vaughn	1994	13	0	0	78
Rico White	1993	13	0	0	78
Rico White	1990	13	0	0	78
Brad Baxter	1986	13	0	0	78
Bobby Wenzig	2011	0	31	15	76
Jason Thompson	1990	0	44	10	74

TOTAL OFFENSE					
Player	Year	Plays	Rush	Pass	Ttl
Darnell Kennedy	2001	442	465	3,151	3,674
Darnell Kennedy	2000	482	-13	3,488	3,537
Tarvaris Jackson	2004	414	253	2,556	2,809
Darnell Kennedy	1998	435	385	2,409	2,794
Tarvaris Jackson	2003	407	444	2,342	2,786
Ricky Jones	1990	341	410	2,196	2,606
Darnell Kennedy	1997	463	108	2,378	2,486
Ricky Jones	1991	316	417	2,042	2,453
Daniel Duhart	2014	371	158	2,105	2,263
Alcede Surtain	1995	357	1,024	1,227	2,251
Greg Jenkins	2012	354	507	1,691	2,198
Daniel Duhart	2013	363	161	1,903	2,064
Chris Mitchell	2009	362	187	1,748	1,935
Greg Jenkins	2011	332	330	1,475	1,805

PASSING					
Player	Year	ATT	COMP	YDS	TD
Darnell Kennedy	2000	401	217	3,488	33
Darnell Kennedy	2001	201	346	3,151	33
Tarvaris Jackson	2004	349	182	2,556	20
Darnell Kennedy	1998	375	201	2,409	19
Darnell Kennedy	1997	331	207	2,378	15
Tarvaris Jackson	2003	316	160	2,342	18
Ricky Jones	1990	245	124	2,136	21
Daniel Duhart	2014	159	296	2,105	10
Ricky Jones	1991	240	126	2,042	19
Anthony Benjamin	1985	324	144	1,720	7
Chris Mitchell	2009	260	131	1,748	10
Damon Stewart	2023	125	194	1633	11
Devin Dominguez	2010	255	126	1,536	19

RUSHING					
Player*Year	ATT	YDS	AVG	TD	
Brad Baxter	1986	302	1,705	5.6	13
Malcolm Cyrus	2014	236	1,497	6.3	9
Rico White	1993	233	1,267	5.4	13
Khalid Thomas	2016	179	1,237	6.9	9
Brad Baxter	1987	267	1,206	4.5	9
Keldrick Williams	2003	201	1,195	5.9	9
Jay Peck	2007	246	1,186	4.8	6
Larry Bias	2001	192	1,167	6.1	9
Keldrick Williams	2004	198	1,167	5.9	17
Isaiah Crowell	2013	170	1,121	6.6	15
Robert Vaughn	1994	132	1,088	8.2	13
Alcede Surtain	1995	178	1,024	5.8	21
Gene Blanchard	1966	157	943	6.0	8

RECEPTIONS					
Player	Year	REC	YDS	YPC	TD
Damon Hodge	1998	83	1,023	12.3	3
Nick Andrews	2011	78	1,095	14.0	10
Kisean Johnson	2023	62	819	13.2	7
Alphus Shipman	1997	61	708	11.6	3
Reggie Barlow	1994	58	1,267	21.8	12
Floyd "B.J." Tiger	2001	58	1,074	18.5	8
Ricky Cotton	1980	58	668	11.5	6
Clayton Harris	2004	54	548	10.1	2
Damon Hodge	1997	53	737	13.9	3
Machion Sanders	2002	52	729	14.0	10
Earl Lucas	2013	51	515	10.1	3
Darryl Pearson	1985	50	692	13.8	4
Reggie Brown	1990	48	815	17.0	8
T.C. McWilliams	2012	48	612	12.8	5

RECEIVING YARDS					
Player	Year	REC	YDS	YPC	TD
Reggie Barlow	1994	58	1,267	21.8	12
Nick Andrews	2011	78	1,095	14.0	10
Floyd "B.J." Tiger	2001	58	1,074	18.5	8
Damon Hodge	1998	83	1,023	12.3	3
Reginald Glover	2004	43	981	22.8	7
William Evans	1965	23	843	36.7	11
Kisean Johnson	2023	62	819	13.2	7
Reggie Brown	1990	48	815	17.0	8
Chad Lucas	2003	47	813	17.3	5
Nick Andrews	2009	47	803	17.1	5
Damon Hodge	1997	53	737	13.9	3
Machion Sanders	2002	52	729	14.0	10

PUNTING (min. 25 punts)				
Player	Year	NO.	YDS	AVG
Lonnie Broadnax	1974	35	1,604	46.0
David Beckford	2001	41	1,881	45.9
Bobby Wenzig	2012	61	2,780	45.6
David Beckford	2000	44	1,932	43.9
David Beckford	2002	57	2,505	43.9
Bobby Wenzig	2013	77	3,295	42.8
Anthony Craven	2018	78	3,311	42.7
Charles Mitchell	1965	58	2,473	42.6
David Beckford	1999	53	2,216	41.8
Bobby Wenzig	2011	70	2,902	41.5
Lonnie Broadnax	1973	55	2,226	40.5
Trevor Vincent	2017	63	2,549	40.5
Ernest Carswell	1982	27	1,069	39.6
Erik Mothershed	1992	55	2,174	39.5
Anthony Speight	2010	74	2,903	39.2
Woodrow McCorvey	1971	56	2,163	38.6

INTERCEPTIONS (since 1970)				
Player	Year	NO.	YDS	TD
Antoine Hill	2002	10	199	1
Kejuan Riley	2011	9	140	0
Edwin Ross	1986	8	131	0
Latrod Garner	1991	8	108	1
Joel Smith	1970	7	118	0
Lecorey Harvest	1992	7	116	1
Emmanuel Martin	1990	7	94	0
John Mitchell	1989	7	84	0
Michael Williams	1994	7	71	0
Kejuan Riley	2010	7	56	0
Chauncey Whatley	1978	7	53	0
Darryl Lowe	1980	7	25	0

PUNT RETURN AVERAGE (since 1970)					
Player	Year	NO.	YDS	AVG	TD
Derrick Whitehurst	1984	6	152	25.3	0
Reggie Barlow	1995	12	249	20.8	1
Jacques Rickerson	2010	12	236	19.7	0
Mark Hurt	1987	6	117	19.5	0
Ronald Harper	1974	10	192	19.2	1
Mark Hurt	1988	10	185	18.5	1
Khalid Thomas	2016	21	366	17.4	0
Joshua Hill	2018	8	114	14.3	0
Nick Andrews	2008	19	255	13.4	0
Robert McMinn	2023	11	369	13.1	1
Malcolm Cyrus	2012	8	104	13.0	0

KICKOFF RETURNS (since 1970)					
Player	Year	NO.	YDS	AVG	TD
Kenneth Bonom	1987	18	332	34.7	0
Paul Ashby	1991	17	513	30.5	2
Kenneth Bonom	1986	9	212	30.2	0
Robert McMinn	2023	7	205	29.3	1



2024-25 Alabama St. Football
Overall Defense Statistics
All games

Page 1/1
as of Sep 30, 2024

Team Defense

			Tackles				Sacks	Pass defense			Fumbles	blkd		
##	Player	gp	ua	a	tot	tfl/yds	no-yds	int-yds	brup	qbh	fr-yds	ff	kick	saf
6	Demarkus Cunningham	4	14	19	33	0.5-1
0	Rico Dozier	4	17	8	25	3-15	1-11	.	2	.	.	1	.	.
11	Treqwan Thomas	4	8	12	20	5-31	3.5-20	.	.	1	.	3	.	.
2	James Burgess	4	13	5	18	1-1	.	1-0	4
3	Amon Scarbrough	4	9	7	16	1-3	.	2-56	2
23	Keane Lewis	4	11	4	15	1	1-0	1	1	.
89	Tyler Swann	3	4	8	12	2-24	1.5-22
24	Dwight Jacobs	4	9	3	12	3-14	1-0	.	.	.
9	Stefon Young-Rolle	4	6	6	12	2-10	1-9	.	.	2	2-2	.	.	.
5	Caleb Offord	4	8	3	11	.	.	.	1
96	Jakeem Fletcher	4	2	7	9
4	Twillie Lovett	3	6	1	7
21	Tre Phillips	4	6	.	6	1-1
42	Ta'Shaun Sims	4	4	2	6	1-5	.	.	1	1
18	Denzel Johnson	3	4	2	6	1	.
1	Dasheen Jackson	2	6	.	6	3-6	1	.	.
22	Drake Johnson	1	4	1	5	.	.	.	1
44	Kanye Varner	4	1	3	4	0.5-1
13	Maurice Lapierre	2	1	3	4	1	.
95	Cornell Harris Jr.	4	.	3	3	0.5-1
45	Grant DeGraffenreid	4	1	2	3
48	Myles Richardson	2	.	2	2	0.5-1	.	.	1
99	Elijah Elmore	4	.	2	2
43	Terrell Lightfoot Jr	3	.	2	2	1
41	Za'Lien Henry	4	1	1	2
8	Rhody Jean-Louis	4	1	1	2	.	.	1-19	2
32	BJ Ceaser	4	1	1	2
7	Janil Brown	4	1	1	2	1
70	Desmond Daniels	4	2	.	2
16	Adrian Fitts	1	.	1	1
6	Ajai Harrell	4	1	.	1
23	A.J. Gates	4	1	.	1
Totals		4	142	110	252	24-114	7-62	4-75	14	7	4-2	6	3	0
Opponents		4	118	142	260	30-123	11-69	3-67	8	11	2-0	1	1	0



2024-25 Alabama St. Football
Individual Statistics
All games

Page 1/3
as of Sep 30, 2024

Rushing

Player	gp	att	gain	loss	net	avg	td	lg	avg/g
Daquon Kincey	4	34	240	3	237	7.0	1	65	59.3
Jamarie Hostzclaw	4	36	236	8	228	6.3	0	25	57.0
Andrew Body	1	15	146	12	134	8.9	2	39	134.0
A.J. Gates	4	22	135	12	123	5.6	0	18	30.8
Marcus Harris II	4	27	122	4	118	4.4	1	14	29.5
Tacaris Bozeman	2	12	39	7	32	2.7	0	12	16.0
Ajai Harrell	4	1	1	0	1	1.0	1	1	0.3
Robert McMinn	4	2	5	6	-1	-0.5	0	5	-0.3
Jonah O'Brien	1	6	10	17	-7	-1.2	0	6	-7.0
Zach Sims	3	10	29	36	-7	-0.7	0	14	-2.3
James Hayes	2	3	1	16	-15	-5.0	0	1	-7.5
Team	4	4	0	38	-38	-9.5	0	0	-9.5
Total	4	172	964	159	805	4.7	5	65	201.3
Opponents	4	142	534	118	416	2.9	5	33	104.0

Passing

Player	gp	effic	comp-att-int	pct	yds	td	lg	avg/g
Zach Sims	3	99.3	17-36-0	47.2	184	1	47	61.3
Jonah O'Brien	1	55.7	5-11-2	45.5	61	0	45	61.0
James Hayes	2	154.5	5-11-1	45.5	88	2	60	44.0
Andrew Body	1	104.5	4-6-0	66.7	27	0	14	27.0
Total	4	101.8	31-64-3	48.4	360	3	60	90.0
Opponents	4	111.4	64-107-4	59.8	634	3	48	158.5

Receiving

Player	gp	no.	yds	avg	td	lg	avg/g
Jalen Jones	4	7	37	5.3	1	12	9.3
Ajai Harrell	4	7	59	8.4	1	19	14.8
A.J. Gates	4	3	30	10.0	0	25	7.5
Asa Gregg	4	3	83	27.7	1	60	20.8
Bakari Dailey	4	3	59	19.7	0	47	14.8
Marcus Harris II	4	2	6	3.0	0	6	1.5
Eric Horn	4	2	59	29.5	0	45	14.8
Derick Harden	4	2	10	5.0	0	7	2.5
Tyree Saunders	2	1	8	8.0	0	8	4.0
Andrew Body	1	1	9	9.0	0	9	9.0
Total	4	31	360	11.6	3	60	90.0
Opponents	4	64	634	9.9	3	48	158.5

Punt Returns

Player	no.	yds	avg	td	lg
Robert McMinn	3	54	18.0	0	58
Total	3	54	18.0	0	58
Opponents	10	68	6.8	0	17

Interceptions

Player	no.	yds	avg	td	lg
Amon Scarbrough	2	56	28.0	0	41
James Burgess	1	0	0.0	0	0
Rhody Jean-Louis	1	19	19.0	0	19
Total	4	75	18.8	0	41
Opponents	3	67	22.3	1	31

Kick Returns

Player	no.	yds	avg	td	lg
A.J. Gates	6	135	22.5	1	82
Robert McMinn	4	58	14.5	0	23
Dylan Creech	1	0	0.0	0	0
Total	11	193	17.5	1	82
Opponents	10	204	20.4	0	34

Fumble Returns

Player	no.	yds	avg	td	lg
Stefon Young-Rolle	2	2	1.0	0	2
Keane Lewis	1	0	0.0	0	0
Dwight Jacobs	1	0	0.0	0	0
Total	4	2	0.5	0	2
Opponents	2	0	0.0	0	0



2024-25 Alabama St. Football
Individual Statistics
All games

Page 2/3
as of Sep 30, 2024

Scoring

Player	td	fg	PAT				dxp	saf	pts
			kick	rush	rcv	pass			
Brandon Gilliam	-	4-6	3-3	-	-	-	-	-	15
Andrew Body	2	-	-	-	-	-	-	-	12
Baylor Cannon	-	2-2	6-6	-	-	-	-	-	12
Ajai Harrell	2	-	-	-	-	-	-	-	12
A.J. Gates	1	-	-	-	-	-	-	-	6
Daquon Kinsey	1	-	-	-	-	-	-	-	6
Marcus Harris II	1	-	-	-	-	-	-	-	6
Jalen Jones	1	-	-	-	-	-	-	-	6
Asa Gregg	1	-	-	-	-	-	-	-	6
Total	9	6-8	9-9	0	0	0	0	0	81
Opponents	9	2-4	7-8	0	0	0	0	0	67

Field Goals

Player	fg	pct.	01-19	20-29	30-39	40-49	50-99	lg	blk
Brandon Gilliam	4-6	66.7	0-0	2-2	1-1	1-2	0-1	49	0
Baylor Cannon	2-2	100.0	0-0	1-1	0-0	1-1	0-0	41	0
Opponents	2-4	50.0	0-0	0-2	1-1	1-1	0-0	44	0

FG Sequence

Team Name	Alabama St.	Opponents
N.C. Central	(41)	(36)
Miles	(22)	(44),27
Samford	49	29
Bethune-Cookman	(49),53,(28),(37),(23)	

Numbers in (parentheses) indicate field goal was made

Total Offense

Player	g	plays	rush	pass	total	avg/g
Daquon Kinsey	4	34	237	0	237	59.3
Jamarie Hostzclaw	4	36	228	0	228	57.0
Zach Sims	3	46	-7	184	177	59.0
Andrew Body	1	21	134	27	161	161.0
A.J. Gates	4	22	123	0	123	30.8
Marcus Harris II	4	27	118	0	118	29.5
James Hayes	2	14	-15	88	73	36.5
Jonah O'Brien	1	17	-7	61	54	54.0
Tacaris Bozeman	2	12	32	0	32	16.0
Ajai Harrell	4	1	1	0	1	0.3
Robert McMinn	4	2	-1	0	-1	-0.3
Team	4	0	-38	0	-38	-9.5
Total	4	236	805	360	1165	291.3
Opponents	4	249	416	634	1050	262.5

Punting

Player	no.	yds	avg	lg	tb	fc	i20	50+	blk
Harrison Tuck	12	484	40.3	48	2	3	3	0	0
Brandon Gilliam	10	351	35.1	48	0	3	0	0	0
Team	1	3	3.0	0	0	0	0	0	1
Total	23	838	36.4	48	2	6	3	0	1
Opponents	18	663	36.8	56	1	5	7	3	2

Kickoffs

Player	no.	yds	avg	tb	ob	retn	net	ydIn
Brandon Gilliam	17	882	51.9	1	0			
Total	17	882	51.9	1	0	10	34.6	30
Opponents	15	762	50.8	1	2	11	35.3	29



2024-25 Alabama St. Football
Individual Statistics
All games

Page 3/3
as of Sep 30, 2024

All Purpose

Player	g	rush	rcv	pr	kr	ir	total	avg/g
A.J. Gates	4	123	30	0	135	0	288	72.0
Daquon Kincey	4	237	0	0	0	0	237	59.3
Jamarie Hostzclaw	4	228	0	0	0	0	228	57.0
Andrew Body	1	134	9	0	0	0	143	143.0
Marcus Harris II	4	118	6	0	0	0	124	31.0
Robert McMinn	4	-1	0	54	58	0	111	27.8
Asa Gregg	4	0	83	0	0	0	83	20.8
Ajai Harrell	4	1	59	0	0	0	60	15.0
Eric Horn	4	0	59	0	0	0	59	14.8
Bakari Dailey	4	0	59	0	0	0	59	14.8
Amon Scarbrough	4	0	0	0	0	56	56	14.0
Jalen Jones	4	0	37	0	0	0	37	9.3
Tacaris Bozeman	2	32	0	0	0	0	32	16.0
Rhody Jean-Louis	4	0	0	0	0	19	19	4.8
Derick Harden	4	0	10	0	0	0	10	2.5
Tyree Saunders	2	0	8	0	0	0	8	4.0
Jonah O'Brien	1	-7	0	0	0	0	-7	-7.0
Zach Sims	3	-7	0	0	0	0	-7	-2.3
James Hayes	2	-15	0	0	0	0	-15	-7.5
Team	4	-38	0	0	0	0	-38	-9.5
Total	4	805	360	54	193	75	1487	371.8
Opponents	4	416	634	68	204	67	1389	347.3



2024-25 Alabama St. Football Combined Team Statistics All games

Team Results

	Date	Opponent		Score	Att.
	09/01/2024	vs N.C. Central	L	24-31	10256
	09/07/2024	Miles	W	24-3	20276
	09/14/2024	at Samford	L	7-12	6045
*	09/28/2024	at Bethune-Cookman	W	26-21	6721

Game Records

Record	Overall	Home	Away	Neutral
ALL GAMES	2-2	1-0	1-1	0-1
CONFERENCE	1-0	0-0	1-0	0-0
NON-CONFERENCE	1-2	1-0	0-1	0-1

Rushing

Player	gp	att	gain	loss	net	avg	td	lg	avg/g
Daquon Kincey	4	34	240	3	237	7.0	1	65	59.3
Jamarie Hostzclaw	4	36	236	8	228	6.3	0	25	57.0
Andrew Body	1	15	146	12	134	8.9	2	39	134.0
A.J. Gates	4	22	135	12	123	5.6	0	18	30.8
Marcus Harris II	4	27	122	4	118	4.4	1	14	29.5
Tacaris Bozeman	2	12	39	7	32	2.7	0	12	16.0
Ajai Harrell	4	1	1	0	1	1.0	1	1	0.3
Robert McMinn	4	2	5	6	-1	-0.5	0	5	-0.3
Jonah O'Brien	1	6	10	17	-7	-1.2	0	6	-7.0
Zach Sims	3	10	29	36	-7	-0.7	0	14	-2.3
James Hayes	2	3	1	16	-15	-5.0	0	1	-7.5
Team	4	4	0	38	-38	-9.5	0	0	-9.5
Total	4	172	964	159	805	4.7	5	65	201.3
Opponents	4	142	534	118	416	2.9	5	33	104.0

Passing

Player	gp	effic	comp-att-int	pct	yds	td	lg	avg/g
Zach Sims	3	99.3	17-36-0	47.2	184	1	47	61.3
Jonah O'Brien	1	55.7	5-11-2	45.5	61	0	45	61.0
James Hayes	2	154.5	5-11-1	45.5	88	2	60	44.0
Andrew Body	1	104.5	4-6-0	66.7	27	0	14	27.0
Total	4	101.8	31-64-3	48.4	360	3	60	90.0
Opponents	4	111.4	64-107-4	59.8	634	3	48	158.5

Receiving

Player	gp	no.	yds	avg	td	lg	avg/g
Jalen Jones	4	7	37	5.3	1	12	9.3
Ajai Harrell	4	7	59	8.4	1	19	14.8
A.J. Gates	4	3	30	10.0	0	25	7.5
Asa Gregg	4	3	83	27.7	1	60	20.8
Bakari Dailey	4	3	59	19.7	0	47	14.8
Marcus Harris II	4	2	6	3.0	0	6	1.5
Eric Horn	4	2	59	29.5	0	45	14.8
Derick Harden	4	2	10	5.0	0	7	2.5
Tyree Saunders	2	1	8	8.0	0	8	4.0
Andrew Body	1	1	9	9.0	0	9	9.0
Total	4	31	360	11.6	3	60	90.0
Opponents	4	64	634	9.9	3	48	158.5

Team Statistics

	ALST	OPP
First Downs	58	61
Rushing	43	23
Passing	14	31
Penalty	1	7
Rushing Yardage	805	416
Rushing attempts	172	142
Average per rush	4.7	2.9
Average per game	201.3	104.0
TDs Rushing	5	5
Passing Yardage	360	634
Comp-Att-Int	31-64-3	64-107-4
Average per pass	5.6	5.9
Average per catch	11.6	9.9
Average per game	90.0	158.5
TDs Passing	3	3
Total offense	1165	1050
Average per play	4.9	4.2
Average per game	291.3	262.5
Kick returns: #-Yards	11-193	10-204
Punt returns: #-Yards	3-54	10-68
Int returns: #-Yards	4-75	3-67
Fumbles-Lost	4-2	11-4
Penalties-Yards	31-211	21-171
Punts-Avg	23-36.4	18-36.8
Time of possession / game	30:30	29:30
3rd-down conversion	20/55	15/50
4rd-down conversion	2/4	2/10
PAT-attempts	(9-9) 100%	(7-8) 88%
2-point conversion-attempts	(0-0) 0%	(0-1) 0%

Interceptions

Player	no.	yds	avg	td	lg
Amon Scarbrough	2	56	28.0	0	41
James Burgess	1	0	0.0	0	0
Rhody Jean-Louis	1	19	19.0	0	19
Total	4	75	18.8	0	41
Opponents	3	67	22.3	1	31



2024-25 Alabama St. Football Combined Team Statistics All games

Page 2/3
as of Sep 30, 2024

Field Goals

Player	fg	pct.	01-19	20-29	30-39	40-49	50-99	lg	blk
Brandon Gilliam	4-6	66.7	0-0	2-2	1-1	1-2	0-1	49	0
Baylor Cannon	2-2	100.0	0-0	1-1	0-0	1-1	0-0	41	0
Opponents	2-4	50.0	0-0	0-2	1-1	1-1	0-0	44	0

Scoring

Player	td	fg	PAT				dxp	saf	pts
			kick	rush	rcv	pass			
Brandon Gilliam	-	4-6	3-3	-	-	-	-	-	15
Andrew Body	2	-	-	-	-	-	-	-	12
Baylor Cannon	-	2-2	6-6	-	-	-	-	-	12
Ajai Harrell	2	-	-	-	-	-	-	-	12
A.J. Gates	1	-	-	-	-	-	-	-	6
Daquon Kincey	1	-	-	-	-	-	-	-	6
Marcus Harris II	1	-	-	-	-	-	-	-	6
Jalen Jones	1	-	-	-	-	-	-	-	6
Asa Gregg	1	-	-	-	-	-	-	-	6
Total	9	6-8	9-9	0	0	0	0	0	81
Opponents	9	2-4	7-8	0	0	0	0	0	67

Score by Periods

Team	1st	2nd	3rd	4th	OT	TOT
Alabama St.	24	34	13	10	0	81
Opponents	7	30	9	21	0	67

Punting

Player	no.	yds	avg	lg	tb	fc	i20	50+	blk
Harrison Tuck	12	484	40.3	48	2	3	3	0	0
Brandon Gilliam	10	351	35.1	48	0	3	0	0	0
Team	1	3	3.0	0	0	0	0	0	1
Total	23	838	36.4	48	2	6	3	0	1
Opponents	18	663	36.8	56	1	5	7	3	2

Punt Returns

Player	no.	yds	avg	td	lg
Robert McMinn	3	54	18.0	0	58
Total	3	54	18.0	0	58
Opponents	10	68	6.8	0	17

Kick Returns

Player	no.	yds	avg	td	lg
A.J. Gates	6	135	22.5	1	82
Robert McMinn	4	58	14.5	0	23
Dylan Creech	1	0	0.0	0	0
Total	11	193	17.5	1	82
Opponents	10	204	20.4	0	34

All Purpose

Player	g	rush	rcv	pr	kr	ir	total	avg/g
A.J. Gates	4	123	30	0	135	0	288	72.0
Daquon Kincey	4	237	0	0	0	0	237	59.3
Jamarie Hostzclaw	4	228	0	0	0	0	228	57.0
Andrew Body	1	134	9	0	0	0	143	143.0
Marcus Harris II	4	118	6	0	0	0	124	31.0
Robert McMinn	4	-1	0	54	58	0	111	27.8
Asa Gregg	4	0	83	0	0	0	83	20.8
Ajai Harrell	4	1	59	0	0	0	60	15.0
Eric Horn	4	0	59	0	0	0	59	14.8
Bakari Dailey	4	0	59	0	0	0	59	14.8
Amon Scarbrough	4	0	0	0	0	56	56	14.0
Jalen Jones	4	0	37	0	0	0	37	9.3
Tacaris Bozeman	2	32	0	0	0	0	32	16.0
Rhody Jean-Louis	4	0	0	0	0	19	19	4.8
Derick Harden	4	0	10	0	0	0	10	2.5
Tyree Saunders	2	0	8	0	0	0	8	4.0
Jonah O'Brien	1	-7	0	0	0	0	-7	-7.0
Zach Sims	3	-7	0	0	0	0	-7	-2.3
James Hayes	2	-15	0	0	0	0	-15	-7.5
Total	4	805	360	54	193	75	1487	371.8
Opponents	4	416	634	68	204	67	1389	347.3

Total Offense

Player	g	plays	rush	pass	total	avg/g
Daquon Kincey	4	34	237	0	237	59.3
Jamarie Hostzclaw	4	36	228	0	228	57.0
Zach Sims	3	46	-7	184	177	59.0
Andrew Body	1	21	134	27	161	161.0
A.J. Gates	4	22	123	0	123	30.8
Marcus Harris II	4	27	118	0	118	29.5
James Hayes	2	14	-15	88	73	36.5
Jonah O'Brien	1	17	-7	61	54	54.0
Tacaris Bozeman	2	12	32	0	32	16.0
Ajai Harrell	4	1	1	0	1	0.3
Robert McMinn	4	2	-1	0	-1	-0.3
Total	4	236	805	360	1165	291.3
Opponents	4	249	416	634	1050	262.5



2024-25 Alabama St. Football
Combined Team Statistics
All games

Page 3/3
as of Sep 30, 2024

Team Defense

			Tackles				Sacks	Pass defense			Fumbles	blkd		
##	Player	gp	ua	a	tot	tfl/yds	no-yds	int-yds	brup	qbh	fr-yds	ff	kick	saf
6	Demarkus Cunningham	4	14	19	33	0.5-1
0	Rico Dozier	4	17	8	25	3-15	1-11	.	2	.	.	1	.	.
11	Treqwan Thomas	4	8	12	20	5-31	3.5-20	.	.	1	.	3	.	.
2	James Burgess	4	13	5	18	1-1	.	1-0	4
3	Amon Scarbrough	4	9	7	16	1-3	.	2-56	2
23	Keane Lewis	4	11	4	15	1	1-0	1	1	.
9	Stefon Young-Rolle	4	6	6	12	2-10	1-9	.	.	2	2-2	.	.	.
24	Dwight Jacobs	4	9	3	12	3-14	1-0	.	.	.
89	Tyler Swann	3	4	8	12	2-24	1.5-22
5	Caleb Offord	4	8	3	11	.	.	.	1
96	Jakeem Fletcher	4	2	7	9
4	Twillie Lovett	3	6	1	7
21	Tre Phillips	4	6	.	6	1-1
1	Dasheen Jackson	2	6	.	6	3-6	1	.	.
18	Denzel Johnson	3	4	2	6	1	.
42	Ta'Shaun Sims	4	4	2	6	1-5	.	.	1	1
22	Drake Johnson	1	4	1	5	.	.	.	1
44	Kanye Varner	4	1	3	4	0.5-1
13	Maurice Lapierre	2	1	3	4	1	.
45	Grant DeGraffenreid	4	1	2	3
95	Cornell Harris Jr.	4	.	3	3	0.5-1
70	Desmond Daniels	4	2	.	2
7	Janil Brown	4	1	1	2	1
8	Rhody Jean-Louis	4	1	1	2	.	.	1-19	2
41	Za'Lien Henry	4	1	1	2
43	Terrell Lightfoot Jr	3	.	2	2	1
48	Myles Richardson	2	.	2	2	0.5-1	.	.	1
99	Elijah Elmore	4	.	2	2
32	BJ Ceaser	4	1	1	2
23	A.J. Gates	4	1	.	1
16	Adrian Fitts	1	.	1	1
6	Ajai Harrell	4	1	.	1
Totals		4	142	110	252	24-114	7-62	4-75	14	7	4-2	6	3	0
Opponents		4	118	142	260	30-123	11-69	3-67	8	11	2-0	1	1	0



2024-25 Alabama St. Football
Overall Team Statistics
All games

Page 1/2
as of Sep 30, 2024

Team Statistics

	ALST	OPP
Scoring	81	67
Points per game	20.3	16.8
Points Off Turnovers	14	17
First Downs	58	61
Rushing	43	23
Passing	14	31
Penalty	1	7
Rushing Yardage	805	416
Yards gained rushing	964	534
Yards lost rushing	159	118
Rushing attempts	172	142
Average per rush	4.7	2.9
Average per game	201.3	104.0
TDs Rushing	5	5
Passing Yardage	360	634
Comp-Att-Int	31-64-3	64-107-4
Average per pass	5.6	5.9
Average per catch	11.6	9.9
Average per game	90.0	158.5
TDs Passing	3	3
Total offense	1165	1050
Total plays	236	249
Average per play	4.9	4.2
Average per game	291.3	262.5
Kick returns: #-Yards	11-193	10-204
Punt returns: #-Yards	3-54	10-68
Int returns: #-Yards	4-75	3-67
Kick return average	17.5	20.4
Punt return average	18.0	6.8
Int return average	18.8	22.3
Fumbles-Lost	4-2	11-4
Penalties-Yards	31-211	21-171
Average per game	52.8	42.8
Punts-Yards	23-838	18-663
Average per punt	36.4	36.8
Net punt average	32.0	32.2
Kickoffs-Yards	17-882	15-762
Average per kick	51.9	50.8
Net kick average	34.6	35.3
Time of possession / game	30:30	29:30
3rd-down conversion	20/55	15/50
3rd-down pct	36%	30%
4rd-down conversion	2/4	2/10



2024-25 Alabama St. Football
Overall Team Statistics
All games

Page 2/2
as of Sep 30, 2024

	ALST	OPP
4rd-down pct	50%	20%
Sacks by-Yards	7-62	11-69
Misc Yards	0	0
Touchdowns scored	9	9
Field goals - attempts	6-8	2-4
On-Side kicks	0-1	0-0
Red-zone scores	(9-9) 100%	(8-12) 67%
Red-zone touchdowns	(4-9) 44%	(7-12) 58%
PAT-attempts	(9-9) 100%	(7-8) 88%
2-point conversion-attempts	(0-0) 0%	(0-1) 0%
Attendance	20276	12766
Games / Avg per game	1/20276	2/6383
Neutral site games	-	1/10256

Score by Periods

Team	1st	2nd	3rd	4th	OT	TOT
Alabama St.	24	34	13	10	0	81
Opponents	7	30	9	21	0	67



2024-25 Alabama St. Football
Team Game-by-Game
All games

Page 1/1
as of Sep 30, 2024

		Rushing				Receiving				Passing				Kick Returns				Punt Returns				tot		
Date	Opponent	no.	yds	td	lg	no.	yds	td	lg	cmp	att	int	yds	td	lg	no.	yds	td	lg	no.	yds	td	lg	off
09/01/2024	vs N.C. Central	42	203	2	39	9	88	0	45	9	17	2	88	0	45	4	104	1	82	1	6	0	6	291
09/07/2024	Miles	41	191	1	65	5	88	2	60	5	12	1	88	2	60	1	23	0	23	1	58	0	58	279
09/14/2024	at Samford	34	103	1	25	9	106	0	47	9	23	0	106	0	47	3	50	0	20	0	0	0	0	209
09/28/2024	at Bethune-Cookman	55	308	1	34	8	78	1	19	8	12	0	78	1	19	3	16	0	20	1	-10	0	0	386
Alabama St.		172	805	5	65	31	360	3	60	31	64	3	360	3	60	11	193	1	82	3	54	0	58	1165
Opponents		142	416	5	33	64	634	3	48	64	107	4	634	3	48	10	204	0	34	10	68	0	17	1050

Alabama St. Averages

Games	Avg/ rush	Avg/ catch	Pass effc	KR avg	PR avg	All purpose avg/game	Total offense avg/game
4	4.7	11.6	101.8	17.5	18.0	371.8	291.3

Date	Opponent	Tackles				Sacks	Fumble	Pass Defense				blkd	PAT attempts				off	
		ua	a	total	tfl-yds	no-yds	ff fr-yds	int-yds	qbh	brup	kick	kick	rush	rcv	saf	t/o	pts	
09/01/2024	vs N.C. Central	35	14	49	4.0-23	2-20	0 0-0	0-0	0	2	1	3-3	0	0	0	0	24	
09/07/2024	Miles	38	24	62	7.0-37	4-30	4 2-2	2-41	3	7	1	3-3	0	0	0	0	24	
09/14/2024	at Samford	45	36	81	8.0-47	1-12	1 0-0	1-19	2	1	1	1-1	0	0	0	0	7	
09/28/2024	at Bethune-Cookman	24	36	60	5.0-7	0-0	1 2-0	1-15	2	4	0	2-2	0	0	0	14	26	
Alabama St.		142	110	252	24.0-114	7-62	6 4-2	4-75	7	14	3	9-9	0	0	0	14	81	
Opponents		118	142	260	30.0-123	11-69	1 2-0	3-67	11	8	1	7-8	0	0	0	17	67	

Date	Opponent	Punting										Field Goals			Kickoffs			
		no.	yds	avg	long	blkd	tb	fc	50+	i20	md-att	long	blkd	no.	yds	avg	tb	ob
09/01/2024	vs N.C. Central	4	119	29.8	44	1	1	0	0	0	1-1	41	0	5	303	60.6	0	0
09/07/2024	Miles	7	286	40.9	43	0	1	2	0	2	1-1	22	0	5	265	53.0	1	0
09/14/2024	at Samford	10	351	35.1	48	0	0	3	0	0	0-1	0	0	2	99	49.5	0	0
09/28/2024	at Bethune-Cookman	2	82	41.0	48	0	0	1	0	1	4-5	49	0	5	215	43.0	0	0
Alabama St.		23	838	36.4	48	1	2	6	0	3	6-8	49	0	17	882	51.9	1	0
Opponents		18	663	36.8	56	2	1	5	3	7	2-4	44	0	15	762	50.8	1	2



2024-25 Alabama St. Football
By Quarter Statistics
All games

Page 1/1
as of Sep 30, 2024

3rd-Down Conversions

Date	Opponent		Score	Overall	1st Qtr	2nd Qtr	3rd Qtr	4th Qtr	Overtime
09/01/2024	vs N.C. Central	L	24-31	4-12 33.3	2-3 66.7	0-1 0.0	2-4 50.0	0-4 0.0	0-0 0.0
09/07/2024	Miles	W	24-3	3-13 23.1	1-2 50.0	2-5 40.0	0-4 0.0	0-2 0.0	0-0 0.0
09/14/2024	at Samford	L	7-12	5-16 31.3	2-4 50.0	2-6 33.3	0-3 0.0	1-3 33.3	0-0 0.0
09/28/2024	at Bethune-Cookman	W	26-21	8-14 57.1	2-3 66.7	2-4 50.0	3-4 75.0	1-3 33.3	0-0 0.0
Alabama St.				20-55 36.4	7-12 58.3	6-16 37.5	5-15 33.3	2-12 16.7	0-0 0.0
Opponents				15-50 30.0	5-14 35.7	1-10 10.0	4-10 40.0	5-16 31.3	0-0 0.0

4th-Down Conversions

Date	Opponent		Score	Overall	1st Qtr	2nd Qtr	3rd Qtr	4th Qtr	Overtime
09/01/2024	vs N.C. Central	L	24-31	2-3 66.7	0-0 0.0	0-1 0.0	0-0 0.0	2-2 100.0	0-0 0.0
09/07/2024	Miles	W	24-3	0-1 0.0	0-0 0.0	0-0 0.0	0-1 0.0	0-0 0.0	0-0 0.0
09/14/2024	at Samford	L	7-12	0-0 0.0	0-0 0.0	0-0 0.0	0-0 0.0	0-0 0.0	0-0 0.0
09/28/2024	at Bethune-Cookman	W	26-21	0-0 0.0	0-0 0.0	0-0 0.0	0-0 0.0	0-0 0.0	0-0 0.0
Alabama St.				2-4 50.0	0-0 0.0	0-1 0.0	0-1 0.0	2-2 100.0	0-0 0.0
Opponents				2-10 20.0	0-2 0.0	0-0 0.0	1-2 50.0	1-6 16.7	0-0 0.0

Time of Possession

Date	Opponent		Score	Overall	1st Qtr	2nd Qtr	3rd Qtr	4th Qtr	Overtime
09/01/2024	vs N.C. Central	L	24-31	31:48	06:43	08:51	08:00	08:14	00:00
09/07/2024	Miles	W	24-3	30:38	03:20	13:03	09:00	05:15	00:00
09/14/2024	at Samford	L	7-12	25:01	04:21	09:34	04:13	06:53	00:00
09/28/2024	at Bethune-Cookman	W	26-21	34:33	07:00	08:05	07:37	11:51	00:00
Alabama St.				Total 122:00	21:24	39:33	28:50	32:13	00:00
				Avg. 30:30	05:21	09:53	07:12	08:03	00:00
Opponents				Total 118:00	32:40	26:23	24:15	34:42	00:00
				Avg. 29:30	08:10	06:36	06:04	08:40	00:00