

# BAMA STATE

## 2023 FOOTBALL GAME NOTES

1991 • 2004 SWAC CHAMPIONS | 1991 HBCU NATIONAL CHAMPIONS

**GAME 3**  
**FLORIDA A&M**  
 Sept. 23, 2023 • 5:02 PM (CT) | ESPN+  
 TALLAHASSEE, FLA. | BRAGG MEMORIAL BTADIUM

### » GAME DAY INFORMATION

**Location** Tallahassee, Fla.  
**Kickoff** 5:02 PM (CT)  
**Site** Bragg Memorial Stadium  
**Capacity** 19,633  
**Surface** Turf

### » INSIDE THE SERIES

**Meeting** 40th Overall | FAMU W3  
**Series Record** Alabama State leads 19-18-2  
**Last Meeting** 11.12.2022  
**Location** Montgomery, Ala.  
**Result** FAMU 21, ALST 14

### » GET SOCIAL!

**Official Twitter Account** @BamaStateSports  
**Football Twitter Accounts** @BamaStateFB  
 @erob50  
**Instagram Account** @BamaStateSports  
**Facebook Account** Facebook.com/BamaStateSports  
**Hashtags** #SWARMAS1 | #IAMSAC

### » HORNETS ON THE AIR

**Radio** ASU Sports Network  
**STATIONS:** WVAS (CAMPUS)  
 94.1 FM & 102.7 FM & 95.0 AM Montgomery  
 95.7 Greenville | 96.7 Pine Hill/Selma  
 106.3 Troy | 92.0 AM Luverne  
**Online** (OS | Android) BamaStateSports.com | WVASFM.org  
**Flagship Station** WVAS | ASU Campus  
**Play-by-Play** Graham Dunn (1st season)  
**Analyst** Kamarri Darrington (2nd season)  
**Analyst** Regiie Barlow (1st season)

### » TELEVISION

**NETWORK** ESPN+  
**Play-by-Play** Santoria Black  
**Analyst** Ken Moore

## SCHEDULE & RESULTS

 SOUTHERN 9.2   W 14-10 LABOR DAY CLASSIC ESPN+	 MILES COLLEGE 9.9   L, 21-17 HORNET	 @ FLORIDA A&M 9.23   5:02 PM ESPN+	 BETHUNE-COOKMAN 9.30   5 PM HALL OF FAME HORNET	 BETHUNE-COOKMAN 10.7   2:02 PM HOMECOMING HBCU GO	 @ JACKSON STATE 10.14   2:02 PM ESPN+	 vs. ALABAMA A&M OCT. 28   2:32 PM MAGIC CITY CLASSIC BIRMINGHAM, ALA. ESPN+	 vs. GRAMBLING ST. 11.4   4:00 PM PORT CITY CLASSIC ESPN+	 @ MISS. VALLEY ST. 11.11   2 PM ESPN+	 @ PRAIRIE VIEW 11.18   2:02 PM ESPN+	 TUSKEGEE 11.23   2:02 PM TURKEY DAY CLASSIC ESPN+
---	--	---	---	---	--	---	--	--	---	---

1991, 2004 SWAC CHAMPIONS | 1991 HBCU NATIONAL CHAMPIONS

## HORNETS

**1-1**  
OVERALL

**0-0**  
SWAC

--  
RANKINGS

**EDDIE ROBINSON JR**  
HEAD COACH | 2nd @ ALASU | 2nd OVERALL

**7-6**  
@ALAT

**7-6**  
CAREER



**ALABAMA STATE**  
AT  
**FLORIDA A&M**

Sept. 23, 2023 | 5:02 PM  
BRAGG MEMORIAL STADIUM  
TALLAHASSEE, FLA.  
ESPN+

## RATTLERS

**2-1**  
OVERALL

**1-0**  
SWAC

**23/22**  
RANKINGS

**WILLIE SIMMONS**  
HEAD COACH | 5th @ FAMU | 8th OVERALL

**35-13**  
@ FAMU

**56-24**  
CAREER



## HORNETS OPEN SWAC PLAY ON THE ROAD AT FAMU

- **KICKOFF:** Alabama State University hits the road to open Southwestern Athletic Conference (SWAC) play against East Division favorite Florida A&M University on Saturday at Bragg Memorial Stadium in Tallahassee, Fla. The game will be broadcast on ESPN+ with a 5:02 p.m. (CT) kickoff.
- **INSIDE THE SERIES:** Alabama State holds a slim 19-18-1 in the series after a 21-14 defeat at the hands of the Rattlers last season in Montgomery, Ala. This will be the first meeting in Tallahassee, Fla., since Oct., 2021 when the Rattlers claimed a 28-0 win in the first ever meeting as SWAC foes.
- **BAMA STATE ON TV:** This will be 'Bama State's second television game and the second on ESPN+ this season. Alabama State is scheduled for six games on the ESPN platform with an additional game, homecoming against Bethune-Cookman on October 7 at ASU Stadium, on HBCU GO TV. Alabama State hosted Southern in the season-opening Labor Day Classic on ESPN+ on September 2. They will hit the road for a pair of games be aired on the platform, at Florida A&M (September 23) and Jackson State (October 14). The Hornets will have a pair of classics aired on ESPN+ including the Magic City Classic in Birmingham against Alabama A&M (October 28). They will also host Tuskegee in the Turkey Day Classic (November 23). Alabama State also will travel to Prairie View A&M on November 18 on a game that will be broadcast on ESPN+.
- **COMMON THREADS:** Alabama State has 18 players on the roster that hail from the state of Florida. Florida A&M has one player with a tie the state in Alabama A&M transfer Jordan Cumberbatch.
- **SWARMAS1 DEFENSE:** Alabama State's defense leads the SWAC in scoring defense (15.0/10th FCS), total defense (271.0/8th FCS), and first downs allowed (34/10th FCS). The Hornets are 3rd (19th FCS) in rush defense (106.0 yds./gm.) and first down defense (37.9 percent). In 2022, the Hornets ranked 2nd in the SWAC in interceptions (14) and 3rd total defense (313.9), rush defense (126.6) and pass defense (187.2).
- **TOOK(ES) IT TO THE HOUSE:** Freshman Ethan Tookes pick-six against Miles was the first of his career and gave the Hornets a 7-0 in the first half. The pick-six was the first for Alabama State since Joshua Hill's 29-yard interception return for a touchdown against Texas Southern on Nov. 3, 2018.
- **PICKING UP WHERE HE LEFT OFF:** Colton Adams has registered double-digit tackles in the first two contests, tying his career-high with 17 against Miles College last time out. The Wetumpka, Ala., native has recorded double-figure stops in four straight games and 7 of his last 8. Adams leads the SWAC and is 2nd in the FCS with 14.5 tackles per game while his 5.0 solo tackles rank 2nd in the league. Adams led the SWAC and FCS with 11.6 tackles per game in 11 starts at middle linebacker in 2022. He registered a SWAC-best 128 tackles and ranked 2nd with 52 solo tackles.

## » QUICK FACTS

Location	Montgomery, Ala.
Founded	1867
Enrollment	3,614
Nickname	Hornets
Colors	Black and Old Gold
Conference	Southwestern Athletic (SWAC)
Affiliation	NCAA FCS
President	Dr. Quinton T. Ross, Jr.
Athletic Director	Dr. Jason Cable
Deputy Athletic Director	Cyrus Russ
FAR	Dr. Carmela Drake
Athletic Department Phone	(334) 229-4507
Website	BamaStateSports.com

## » STADIUM INFORMATION

Home Field	ASU Football Stadium
Opened	2012
Capacity	26,500
Surface	Field Turf Vertex Core
Record at ASU Football Stadium	28-17

## HISTORY

First Year of Football	1901
All-Time Record	482-401-23
SWAC Championships	2   1991, 2004
SWAC Championship Game Appearances   Last Appearance	4   2010
HBCU National Championships	1   1991

## » TEAM INFORMATION

2022 Final Record	6-4
SWAC	4-3   4th SWAC East Division
Final National Ranking	n/a
Basic Offense	RPO Spread
Basic Defense	4-2-5
Starters Returning/Lost	11/14
Offense	6/5
Defense	5/6
Specialty	0/3

## » EXTERNAL RELATIONS | STRATEGIC COMMUNICATIONS

Alabama State University Office of Strategic Communications provides a full service public relations shop to members of the media. Game day services include credentials, statistics, photography, video clips (where available), and post-game access to coaches and student-athletes. The Office of Strategic Communications is located in the football press box on the fifth floor of the ASU Football Stadium.

**Associate AD for Strategic Communications | FB | Tennis | WBB | BSB.....Fred Singleton**

**E-Mail:** fsingleton@alasu.edu | **Office:** (334) 229-2601 | **Cell:** (334) 451-8598

**Director Strategic Communications | Secondary FB | WSOC | VB | MBB .....Travis Jarome**

**E-Mail:** tjarome@alasu.edu | **Office:** (334) 229-2601 | **Cell:** (334) 294-1475

**Director of Creative Content & Social Media | Cheer .....Gabby Spencer**

**E-Mail:** ispencer@alasu.edu | **Office:** (334) 229-2601 | **Cell:** (713) 922-0674

# WEEKLY SCHEDULE

SUNDAY	MONDAY	TUESDAY	WEDNESDAY	THURSDAY	FRIDAY	SATURDAY
PRACTICE TBA   PM	PRACTICE 6:30 - 9:30 am	PRACTICE 6:30 - 9:30 am	PRACTICE 6:30 - 9:00 AM 9:00 AM WEEKLY PRESSER CONFERENCE	PRACTICE 6:30 - 9:00 AM PRACTICE CLOSED	TRAVEL DAY WALK THROUGH TBA NO INTERVIEWS	@ FAMU 5:02 pm   AWAY INTERVIEWS POST GAME
NO INTERVIEWS 17	NO INTERVIEWS 18	19	20	21	22	23

## » COACHING STAFF

Head Coach	Eddie Robinson Jr.
Alma Mater/Year	Alabama State   1992
Record at ASU/SWAC Record/Years	7-6   4-4 SWAC   2nd Year
Career Collegiate Record	7-6   2nd Year
Football Office Phone	(334) 229-4444
Best Time To Reach	Contact Strategic Communications

## » ASSISTANT COACHES (YEAR) (ALMA MATER)

James Williams (2nd) (Texas Southern)	Associate Head Coach   CB   NFL Liason
Harry Williams, Jr. (2nd) (Prairie View A&M)	Offensive Coordinator
Ryan Lewis, Sr. (2nd) (Bethune-Cookman)	Defensive Coordinator   LB
Billy Gresham (6th) (Alabama State)	Special Teams Coordinator   OLB
Patrick Browning (1st)	Passing Game Coordinator   Quarterbacks
Don Nelson (Midwestern State, 2019)	Offensive line   Run Game Coordinator
Jacoby Jones (2nd)	Receivers
Todd Middleton (1st) (Wake Forrest)	Defensive Line
Juwan Lewis (1st) (Eastern Michigan/Ferris State))	Running Backs
Andre Pope (2nd) (Mid American Nazarene)	Safeties
Derrick Brown (2nd)	Quality Control   Defense
Anthony Davis (1st)	Quality Control   Offense
Dahon Mixon (1st)	Graduate Assistant   Defense
Asad Muhammad (2nd)	Student Assistant   Offense
John Pasley (2nd)	Student Assistant   Offense
Josh Alexander (1st)	Student Assistant   Defense

## » ATHLETIC TRAINING | FOOTBALL

Courtney Perkins	Assistant AD for Sports Medicine
Davonna Cole	Assistant Athletic Trainer

## » SUPPORT STAFF

Terry Sims	Director of Football Operations
Terry Thompson	Assistant AD for Sports Performance
Fred Franklin	Football Equipment Manager
Gary Harrell	Director of Football Video Services
Sam Lazarus	Director of Player Personnel
Jimele Hill	Football Administration Coordinator
Jonathan Givens	Athletics Chaplain
Joel "Peter Rabbit" Malone	Special Assistant to the Head Coach

## » ALABAMA STATE MEDIA POLICIES

**POSTGAME INTERVIEWS:** Head coach Eddie Robinson Jr. and selected student-athletes will be available to the media following all home games, and road games upon request. Requests for additional coaches or student-athletes not selected may be directed to Travis Jarome or Fred Singleton by the middle of the fourth quarter.

**GAME NOTES:** Game notes for all games on [BamaStateSports.com](https://BamaStateSports.com).

**CREDENTIALS:** Credentials for covering Alabama State's 2022 football season, can be obtained by following the credential requests guidelines on [BamaStateSports.com](https://BamaStateSports.com).

**DISTRIBUTION LIST:** To be added to the Alabama State Athletics media distribution list, email send your media outlet and email addresses to Associate AD for Athletic Strategic Communications, Fred Singleton. All outlets on the distribution list will receive PDFs of the final book following each game.

2023 SOUTHWESTERN ATHLETIC CONFERENCE FOOTBALL STANDINGS

EAST DIVISION

SCHOOL	SWAC	PCT.	OVERALL	PCT	STK
Florida A&M	1-0	1.000	2-1	.667	W1
Alabama State	0-0	.000	1-1	.500	L1
Jackson State	0-1	.000	2-2	.500	L1
Bethune-Cookman	0-0	.000	1-2	.333	L1
Alabama A&M	0-1	.000	1-2	.333	L1
Mississippi Valley State	0-0	.000	0-2	.000	L2

WEST DIVISION

SCHOOL	SWAC	PCT	OVERALL	PCT	STK
Prairie View A&M	1-0	1.000	1-2	.333	L2
Southern	1-0	1.000	1-2	.333	W1
Arkansas-Pine Bluff	0-0	.000	1-2	.333	W1
Alcorn State	0-0	.000	1-2	.333	W1
Grambling State	0-0	.000	1-2	.333	W1
Texas Southern	0-1	.000	0-3	.000	L3



SWAC PRESEASON POLLS

SWAC EAST DIVISION	PTS (1ST VOTES)
Florida A&M	116 points (16)
Jackson State	94 points (2)
Alabama State	80 points (2)
Alabama A&M	73 points (2)
Mississippi Valley State	35 points (2)
Bethune-Cookman	34 points (0)

SWAC WEST DIVISION	PTS (1ST VOTES)
Southern	122 points (13)
Alcorn State	94 points (6)
Texas Southern	73 points (1)
Grambling State	69 points (2)
Prairie View A&M	68 points (2)
Arkansas-Pine Bluff	33 points (0)

2023 SWAC Football Preseason Team

Preseason Offensive Player of the Year

Jeremy Moussa, Florida A&M

Preseason Defensive Player of the Year

Sundiata Anderson, Grambling State

All-SWAC First Team Defense

Linebacker Colton Adams, Alabama State

All-SWAC Second Team Offense

Offensive Lineman Robert Alston IV, Alabama State

All-SWAC Second Team Defense

Defensive Back Adrian Maddox, Alabama State

Defensive Back Cail Jackson, Alabama State

SWAC OFFENSIVE PLAYER OF THE WEEK

WEEK 1	Trazon Connelly, Prairie View A&M
WEEK 2	Ryan Morrow, Alabama A&M
WEEK 3	Jeremy Moussa, Florida A&M
WEEK 4	
WEEK 5	
WEEK 6	
WEEK 7	
WEEK 8	
WEEK 9	
WEEK 10	
WEEK 11	

SWAC DEFENSIVE PLAYER OF THE WEEK

WEEK 1	Colton Adams, Alabama State
WEEK 2	Isaiah Major, Florida A&M
WEEK 3	Lewis Matthews., Grambling State
WEEK 4	
WEEK 5	
WEEK 6	
WEEK 7	
WEEK 8	
WEEK 9	
WEEK 10	
WEEK 11	

SWAC SPECIALIST OF THE WEEK

WEEK 1	Marcus Riley, Florida A&M
WEEK 2	Terrell Gardner, Alabama A&M
WEEK 3	Joshua Griffin, Southern
WEEK 4	
WEEK 5	
WEEK 6	
WEEK 7	
WEEK 8	
WEEK 9	
WEEK 10	
WEEK 11	

SWAC NEWCOMER OF THE WEEK

WEEK 1	Marcus Riley, Florida A&M
WEEK 2	Johness Davis, Arkansas-Pine Bluff
WEEK 3	Tylon Williams, Grambling State
WEEK 4	
WEEK 5	
WEEK 6	
WEEK 7	
WEEK 8	
WEEK 9	
WEEK 10	
WEEK 11	

FCS POLLS  
 FCS COACHES POLL

#	SCHOOL (1ST VOTES)	RECORD	PTS.	PREV
1	South Dakota St. (26)	3-0	650	1
2	North Dakota St.	3-0	624	2
3	Montana St.	2-1	580	3
4	Sacramento St.	3-0	556	6
5	William & Mary	3-0	549	4
6	Holy Cross	2-1	531	5
7	Furman	2-1	449	8
8	Weber St.	2-1	435	7
9	UTW	2-1	421	9
10	Idaho	2-1	375	10
11	Montana	3-0	353	11t
12	New Hampshire	2-1	349	11t
13	Southern Illinois	3-0	331	18
14	North Dakota	2-1	296	13
15	UC Davis	2-1	275	16
16	Delaware	2-1	222	19
17	Samford	1-2	212	14
18	Rhode Island	2-1	211	20
19	North Carolina Central	2-1	159	17
20	Southeast Missouri St.	1-2	153	15
21	Mercer	2-1	150	21
22	Fordham	2-1	133	22t
23	Florida A&M	2-1	121	24
24	Youngstown St.	2-1	98	NR
25	Harvard	1-0	42	NR

Receiving Votes: Northern Iowa, 30; Western Carolina, 26; Princeton, 20; Eastern Washington, 19; Chattanooga, 13; Central Arkansas, 10; Illinois St., 9; Austin Peay, 8; Jackson St., 7; Stephen F. Austin, 7; Yale, 7; Eastern Kentucky, 5; Hampton, 5; Richmond, 4; Villanova, 4; Southeastern Louisiana, 1.

STATS PERFORM FCS TOP 25

#	SCHOOL (1ST VOTES)	RECORD	PTS.	PREV
1	South Dakota State (52)	2-1	1,396	1
2	North Dakota State (3)	3-0	1,339	2
3	Montana State	2-1	1,273	3
4	Sacramento State (1)	3-0	1,175	8
5	William & Mary	3-0	1,156	4
6	Holy Cross	2-1	1,090	6
7	Idaho	2-1	1,081	5
8	Furman	2-1	991	7
9	UTW	2-1	903	10
10	Weber State	2-1	861	9
11	New Hampshire	2-1	841	11
12	Southern Illinois	3-0	831	15
13	Montana	3-0	732	12
14	North Dakota	2-1	609	14
15	UC Davis	2-1	583	16
16	Southeast Missouri State	1-2	508	13
17	Rhode Island	2-1	357	21
18	North Carolina Central	2-1	341	17
19	Delaware	2-1	333	22
20	Samford	1-2	280	18
21	Mercer	2-1	270	20
22	Florida A&M	2-1	239	23
23	Western Carolina	2-1	217	NR
24	Youngstown State	2-1	158	25
25	Villanova	2-1	119	24

Receiving Votes: UT Martin 96; Southeastern Louisiana 72; Eastern Washington 68; Northern Iowa 57; Central Arkansas 50; Fordham 37; Campbell 33; Abilene Christian 30; UAlbany 19; Tennessee State 11; Gardner-Webb 8; Tarleton State 8; Austin Peay 6; Eastern Illinois 4; Harvard 2; Stephen F. Austin 2



## NEWS, NOTES & SIDEBARS

- ➔ **SPECIAL TEAMS NOTES:** Robert McMinn is **3rd** in the SWAC, averaging 11.0 yards per return and has 33 total yards on three returns. His 31-yard return against Southern is **3rd** longest in the league so far this season.
- ➔ **TURNOVER BATTLE:** Alabama State is a **+2** in the turnover battle, gaining five turnovers and losing three through the first two games. All three turnovers have been through the air. The Hornets have no fumbles and no fumbles lost so far this season. **Jon Smith-Cobb** and **Stefon Young-Rolle** lead the SWAC in fumble recoveries with one apiece while **Treqwan Thomas** is **2nd** in the SWAC in fumbles forced. **Ethan Tookes**, **Mikey Victor** and **Rhody-Jean Louis** have one interception apiece for the Hornets. **Florida A&M** is **-2** in the turnover department, with three interceptions and two fumble lost while the defense has one interception and two fumble recoveries through three games. **Kym'Mani King** has the lone interception for the Rattlers defense.
- ➔ **D DAVIS:** Demetrius Davis completed 15-of-21 passes for 180 yards and two touchdowns while adding 28 yards on the ground against Southern. He completed 14- of-23 passes for 151 yards and one touchdown against Miles. Davis is **2nd** in the SWAC, completing 65.9 percent of his passes (**23rd FCS**), 142.5 pass efficiency (**34th FCS**), 211.5 total offensive yards per game and 7.5 yards per pass attempt (**36th FCS**).
- ➔ **TOP TARGET:** Kisean Johnson has been the top target for the Hornets' passing attack, leading the SWAC in receiving touchdowns (3/**3rd FCS**), receiving yards per game (105.0/**18th FCS**), receiving touchdowns (3/**3rd FCS**), scoring (9.0/**22nd FCS**), and receptions per game (8.0/**4th FCS**). Johnson ranks **2nd** in receiving yards (210/31st FCS), and total touchdowns (3/34th FCS) while also ranking **4th** in all purpose yards (105.0) and **3rd** in points responsible for per game (18) and **6th** in points responsible for (9.0). Johnson's 63-yard, one-handed touchdown grab against Miles is the **5th** longest in the SWAC this season.
- ➔ **PENALTIES:** The Hornets 15 penalties are the fewest in the SWAC while their 95 penalty yards are the second fewest in the SWAC behind Alabama A&M.
- ➔ **'23 ASU SPORTS HALL OF FAME ANNOUNCED:** The Alabama State University Athletics Hall of Fame will induct the class of 2023 on September 29 at the John Garrick Hardy Center Ball

ETHAN TOOKES (10)



Room on the campus of ASU. The Alabama State Athletics Hall of Fame will enshrine 13 former Hornet and Lady Hornets greats and one as the Distinguished Sportsman Award Baseball (1), men's basketball (4), women's basketball (2), football (4), men's track and field (2) and women's track and field (1) make up the 14 inductees. This year's inductees are **Larry Watkins** (baseball), **Danny Crenshaw** (men's basketball), **Kevin Loder** (men's basketball), **James Oliver, Sr.** (men's basketball), **Willie Scott** (men's basketball), **Freda Freeman-Jackson** (women's basketball), **Barbara Williams** (women's basketball), **Severne Frazier** (football), **Frank Lewis** (football), **Zefross Moss** (football), **John Jones** (men's track and field), **Horace Crump** (men's track and field), and **Jennifer Morgan** (women's track and field).

- ➔ Through three games, the Rattlers are ranked **1st** in passing yards per game (276.0/**14th FCS**), total offense (407.7/**25th FCS**) and yards per completion (**10th FCS**). The Rattlers are **2nd** in scoring (27.7 ppg.), and **3rd** in points per game (26.0) and total offense (375.0).
- ➔ Quarterback **Jeremy Moussa**, the Preseason SWAC Player of the Year, leads the SWAC in passing yards per game (264.3/**13th FCS**), and yards per completion (14.9/**11th FCS**). Moussa is **2nd** in the SWAC in passing yards (793/**12th FCS**), and completions per game (17.7).
- ➔ Receiver **Jah'Marae Sheread**, offensive lineman **Cameron Covin**, linebacker **Isaiah Major**, and defensive backs **Javan Morgan** and **Kendall Bohler** joined Moussa at SWAC Preseason First-Team selections.
- ➔ Receiver **Marcus Riley**, tight end **Kamari Young**, and defensive lineman **Gentle Hunt**, earned Second-Team Preseason All-SWAC honors.
- ➔ The Rattler defense leads the SWAC in rush defense (85.3/7th FCS), sacks (4.0/5th FCS), team tackles (10.0/2nd FCS), and third down conversion defense (29.8 percent/**18th FCS**). FAMU is also 2nd in scoring defense (19.3/**20th FCS**) and total defense (286.0/**12th FCS**).
- ➔ **Anthony Dunn Jr.**, leads the SWAC (**2nd FCS**) with 2.3 tackles for loss per game and is **17th** in the SWAC with 6.7 tackles per game.
- ➔ On special teams, Florida A&M is **2nd** in punt returns (21.8), kickoff returns (26.1/**10th FCS**) and net punting (40.4/**22nd FCS**).
- ➔ Punter **Trey Wilhoit** is **3rd** in the league, averaging 42.5 yards per punt.

## LAST TIME vs. FAMU



### GAME TEN

Nov. 12, 2022 | Montgomery, Ala.  
Attendance: 23,687

FLORIDA A&M

21

ALABAMA STATE

14

### SCORE BY QUARTERS

	1	2	3	4	Final	
FLORIDA A&M	7	0	2	12	21	(8-2, 6-1 SWAC)
ALABAMA STATE	9	7	6	0	22	(6-4, 4-3 SWAC)

### SCORING SUMMARY

1st	06:33	FAMU - Xavier Smith 8 yd pass from Jeremy Moussa (Martinez kick)	FAMU 7-0
2nd	02:20	ALST - Kisean Johnson 37 yd pass from Isaiah Scott (John kick)	ASU 7-7
3rd	07:04	FAMU - Isaiah Land -2 yd safety	FAMU 9-7
4th	07:46	ALST - Cail Jackson 50 yd blocked punt return (John kick)	ASU 14-9
4th	04:20	FAMU - Jah'Ma. Sheread 17 yd pass from J. Moussa (pass failed)	FAMU 15-14
4th	00:00	FAMU - Kendall Bohler 51 yd blocked field goal return	FAMU 21-14

	FAMU	ASU
First Downs	24	12
Rushing Total (Net)	107	14
Passing Total (Net)	277	124
Comp.-Att.-Int.	25-49-3	13-18-0
TDs	2	1
Total Offense Plays Yards	83-384	53-138
Fumbles - Lost	0-0	5-1
Penalties - Yds.	8-55	6-47
Punting Punts - Yds.	2-15.0	5-36.8
Returns Punt: Avg. / Return	3.5	57.0
Kickoff: Avg. / Return	18.5	21.5
INT: Total - Yds. - TDs	0-0-0	3-20-0
Fumble: Total - Yds. - TDs	0-0-1	0-0-0
Misc. Yards	51	0
Poss. Time	32:37	25:35
3rd. Down Conversions	12 of 20	4 of 11
4th. Down Conversions	0 of 3	0 of 2
Red-Zone: Scores - Chances	2-6	0-0
Sacks: Total - Yds.	6-38	2-17
PAT: Total - Made	1-1	2-2
2PT Conversion: Total - Made	0-1	0-0
Field Goals: Total - Made	0-3	0-1

### STATISTICAL LEADERS

#### RUSHING

FAMU	ATT	YDS	TD	ASU	ATT.	YDS.	TD
J. McCloud	12	62	0	S. Dunn	7	37	0
A.J. Davis	12	40	0	J. Merritt	9	20	0
<b>TOTALS</b>	<b>34</b>	<b>107</b>	<b>0</b>	<b>TOTALS</b>	<b>35</b>	<b>14</b>	<b>0</b>

#### PASSING

FAMU	ATT-Comp-INT	YDS	TD	ASU	ATT-Comp-INT	YDS	TD
J. Moussa	25-49-3	277	2	D. Davis	8-13-0	83	0
<b>TOTALS</b>	<b>25-49-3</b>	<b>277</b>	<b>1</b>	<b>TOTALS</b>	<b>13-18-0</b>	<b>124</b>	<b>1</b>

#### RECEIVING:

FAMU	Rec	YDS	TD	ASU	Rec	YDS	TD
X. Smith	13	145	1	K. Johnson	5	69	1
<b>TOTALS</b>	<b>13</b>	<b>180</b>	<b>1</b>	<b>TOTALS</b>	<b>19</b>	<b>191</b>	<b>1</b>

#### DEFENSE

FAMU	SOLO-A	TOTAL	ASU	SOLO-A	TOTAL
I. Major	3-5	8	C. Adams	6-9	15
J. Chaney	7-1	8	I. Davis	5-4	9

FAMU	TFL - YDS	ASU	TFL - YDS
D. Jones	3.5 - 22	C. Adams	1.5 - 5
I. Land	2.5 - 7	A. Ogletree	1.5 - 13

FAMU	SACKS - YDS	ASU	SACKS - YDS
D. Jones	3.0 - 21	A. Ogletree	1.5 - 13

FAMU	INT	YDS	ASU	INT	YDS
None			C. Jackson	2	12

FAMU	PB	ASU	PBU
K. Cox	1	I. Davis	2
		M., Victor	2

OPPONENT NOTEBOOK: **FLORIDA A&M UNIVERSITY**

- ▶ This will be the 40th clash between **Alabama State** and **Florida A&M** and the third time as SWAC foes. This is the first meeting in Tallahassee, Fla., since Oct. 2022 with the Hornets holding a slim 19-18-2 edge in the series.
- ▶ **Florida A&M** is the preseason favorite to win the SWAC East Division and make it to the SWAC Championship game.
- ▶ FAMU is the alma mater of NFL legend Gregory Coleman. Coleman is known as being one of the first African American punters in the NFL. He was selected by the fans to be a member of the Minnesota Vikings 40th Anniversary team and is a member of the FAMU Football Hall of Fame.
- ▶ FAMU is the alma mater of Super Bowl XXXII champion Jamie Brown. Brown played for the Rattlers from 1992-95 before getting drafted by the Denver Broncos in the 1995 NFL Draft.
- ▶ FAMU is the alma mater of Super Bowl XXXI champion Terry Mickens. Mickens played for the Rattlers before getting drafted by the Green Bay Packers in the fifth round of the 1994 Draft. Mickens saw his best action in the Packers Super Bowl win with 18 catches for 161 yards.
- ▶ FAMU is the alma mater of College Football Hall of Famer Tyrone K. McGriff Sr. McGriff was a member of the 1983 USFL champions, the Michigan Panthers.

RATTLE**RS**

**2-1**  
OVERALL

**1-0**  
SWAC

NR  
RANKINGS

**WILLIE SIMMONS**  
HEAD COACH | 5th @ FAMU | 8th OVERALL

**35-13**  
@ FAMU

**56-24**  
CAREER



SERIES HISTORY

▶ Meeting	40th
▶ Overall	Alabama State leads 19-18-2
▶ Montgomery, Ala.	FAMU 21, ALST 14 (11.12.2022)
▶ Tallahassee, Fla.	FAMU 28, ALST 0 (10.2.2021)
▶ Last Five Meetings	FAMU 3-2
▶ Last 10 Meetings	FAMU 6-4
▶ One Score Games	18   ASU 9-7-2
▶ Largest FAMU Win	41-0 in 1948
▶ Largest ASU Win	65-0 in 1909



GM	DATE	W/L	ASU	LOCATION	B-CU
1	1909	W	65		0
2	1922	W	14		0
3	1923	L	0		6
4	1924	W	13		6
5	1925	W	25		0
6	1926	L	0		6
7	1927	W	25		6
8	1928	W	6		0
9	1929	W	6		0
10	1930	W	13		6
11	1931	W	14		0
12	1932	W	7		0
13	1933	W	32		6
14	1934	L	0		7
15	1935	W	7		0
16	1936	T	0		0
17	1937	L	0		7
18	1938	L	0		17
19	1939	W	9		6
20	1940	W	7		6
21	1941	L	0		22
22	1942	T	6		6
23	1944	L	6		44
24	1945	L	2		35
25	1946	L	0		17
26	1947	L	12		28
27	1948	L	0		41
28	1972	W	13		8

HOW THEY COMPARE

HORNETS (1-1, 0-0 SWAC)		RATTLE <b>RS</b> (2-1, 1-0 SWAC)
15.5	PPG	27.6
26   13.0	1ST DOWNS	62   20.6
101.5	RUSH YPG	131.7
195.0	PASS YPG	276.7
296.5	TOTAL OFFENSE	408.3
3	PASS TD	6
3	PASS INT	3
0	RUSH TD	4
1-of-3	FG	2-of-4
27:23	T.O.P.	30:15
6 (35)	SACKS ALLOWED	6 (36)
15.5	SCORING DEFENSE	19.3
106.0	RUSH YPG/ALLOWED	92.3
165.0	PASS YPG/ALLOWED	199.6
271.0	TOTAL OFFENSE/ALLOWED	292.0
4 (18)	SACKS BY	13 (82)
3	INTERCEPTIONS BY	1
4/2	FUMBLES FORCED/RECOVERED	3/2

29	1973	L	0		27
30	1974	L	12		24
31	1975	L	11		12
32	1976	W	16		13
33	1977	L	16		21
34	1989	W	23		8
35	1990	W	44		32
36	2003	W	38	Montgomery, Ala.	22
37	8/30/2008	L	20	Tallahassee, Fla.	30
38	10/2/2021	L	0	Tallahassee, Fla.	28
39	11/12/2022	L	14	Montgomery, Ala.	21
TOTAL POINTS			437		524

BY THE NUMBERS: ALABAMA STATE at **FLORIDA A&M UNIVERSITY**



**19-18-2**  
ASU LEADS THE SERIES RECORD

--

@ MONTGOMERY, ALA.

**13.4**

FLORIDA A&M PPG

**11.2**

ALABAMA STATE PPG





## PRESEASON NEWS & NOTES

- **STAFF ADJUSTMENTS:** Alabama State University Head Coach **Eddie Robinson Jr.**, announced the official promotion of **James Williams** to Associate Head Football Coach. Williams, who joined the Alabama State football staff in 2022, is in his second season as the corner backs coach and as the NFL Liaison in addition to his associated head coach duties. Williams after serving as President of Huddle Up, NFL Former Player's Association Houston Chapter (2016-18). He also spent time as the Treasurer of the NFL Former Player's Association, Houston Chapter (2014-15) following his playing career. **Don Nelson** takes over as the offensive line coach and run game coordinator after serving as the tight ends coach in 2022.
- **WELCOME TO THE NEST:** Alabama State University welcomed five new coaches and staff members during the off season. Former Bethune-Cookman Head Coach **Terry Sims** was hired as director of football operations and **Patrick Browning** joins the staff after serving as head coach at Pike Road and Greenville High Schools. Browning will serve as passing game coordinator and quarterback coach. **Todd Middleton** is in his first season with the defensive front and **Juwan Lewis** takes over the running backs. **Duhon Mixon** joins the staff as a defensive graduate assistant and **Anthony "Amp" Davis** was hired as quality control coach for offense.
- **STADIUM UPGRADES:** ASU Stadium received further upgrades to enhance the fan experience for the 2023 season. A new state of the art sound system was installed along with new video and ribbons boards from Formetco. Following the Labor Day Classic, a new video board is scheduled to be installed in the east end zone.
- **FAMILY AFFAIR:** Defensive back **Jakobi Robinson** is the son of current ASU head coach Eddie Robinson Jr. Jakobi Robinson transferred to Alabama State after spending one season at North Carolina A&T.
- **BCFHOF WATCH LIST:** Colton "Bubba" Adams was named to the 2023 Black Football Player of the Year Preseason Watch List by the Black College Football Hall of Fame (BCFHOF) late Tuesday. The award recognizes the most outstanding football player from a Historically Black College & University. The honor adds to a growing list for Adams during the preseason after he was named to the **Buck Buchanan Watch List**. He was also named a STATS Perform All-American, Bluebloods All-American, and BOXTOROW All-American. Adams was also chosen all-conference by the SWAC and Phil Steele, while also earned Defensive Player of the Year from Phil Steele. Last season, the Wetumpka native earned BOXTOROW First-Team All-American, All-SWAC, and Hero Sports Sophomore All-American honors. He led the conference and FCS with 11 tackles per game while starting all 11 games at middle linebacker. He registered a SWAC-best 128 tackles and ranked second with 52 solo tackles. He ranked seventh in the SWAC with 1.2 tackles for loss per game.
- **FOUR ON COACHES PRESEASON ALL-SWAC:** Alabama State had four players named to the preseason All-SWAC teams announced at the league's annual football media days. Linebacker **Colton Adams** was selected to the Preseason All-SWAC First-Team, while offensive lineman **Robert Alston IV**, defensive back **Adrian Maddox**, and **Cail Jackson Jr.** were named to the second team.
- **PHIL STEELE PRESEASON HONORS:** Alabama State University linebacker **Colton Adams** was named the Phil Steele's SWAC Preseason Defensive Player of the Year and was one of six Hornets named to the publications Preseason All-SWAC team. Adams was also a first-team selection while **Kisean Johnson** (WR), **Robert Alston IV** (OL) and **Adrian Maddox** (DB) were second-team selections. **Cail Jackson** (DB) and **Kelvin Stokes**

(OL) represent ASU as third team honorees.

- **BLUEBLOODS ALL-SWAC:** Alabama State University had six players named to the Bluebloods Preseason All-SWAC team prior to the Hornets reporting for preseason camp. **Colton Adams** (LB), **Kisean Johnson** (WR), and **Adrian Maddox** (DB) were first-team selections while **Robert Alston IV** (OL), **Cail Jackson** (DB), and **Chauncey Moore** (DB) nabbed second-team selections.
- **TYTUS HOWARD RECEIVES HONORS:** Houston Texans and former Alabama State University offensive lineman **Tytus Howard** has been named the 2023 winner of the Black College Football Pro Player of the Year presented by the NFL Players Association (NFLPA). The award is presented annually to a top professional football player who attended a Historically Black College and University (HBCU). The Monroeville, Ala., native played for the Hornets from 2015-2018 starting 35 games on the offensive line and was a first round draft pick of the Houston Texans after the 2018 season. Howard is coming off arguably the best showing of his four-year career. While playing primarily at right tackle for the Texans, he allowed only three sacks and five quarterback hits during the 2022-23 campaign. Houston drafted Howard out of Alabama State in the first round of the 2019 NFL Draft. He rewarded the team's trust by earning All-Rookie honors that season.
- **STATS PERFORM BUCK BUCHANAN WATCH LIST** Linebacker Colton Adams was named to the 2023 Stats Perform Buck Buchanan Watch List presented by FedEx and First-Team Preseason All-American on Thursday, August 3.
- **AENEAS WILLIAMS PRESEASON WATCH LIST:** Returning all-conference performer **Adrian Maddox** and **Chauncey Moore** each found their way onto the list, with Maddox earning the nod after being named Preseason All-SWAC and being named Preseason HBCU All-Defense. Last year, he was a Jerry Rice Award finalist and earned all-defense honors. He recorded eight tackles and had an interception against Howard in the MEAC-SWAC Challenge, becoming the youngest player to intercept a pass in a collegiate game. He finished the season with 49 total tackles including 25 solo and also recorded a pair of interceptions. Meanwhile, Moore recorded 33 tackles including 15 solo stops, and recorded one interception coming against Florida A&M. He also recorded 1.5 tackles for loss and one quarterback hurry. His best game came against Florida A&M where he recorded nine tackles, and he also recorded eight tackles against Jackson State. The preseason watch list is selected by a screening committee and in partnership with the organization DraftHBCUPlayers and the Paycom Jim Thorpe Award. The list is not final, and players who have outstanding seasons may be added to the semifinalists and finalists lists as the season progresses. The Aeneas Williams Award is presented by the Chickasaw Nation and awarded to the best defensive back in Historically Black Colleges and Universities (HBCU) Division I college football based on performance on the field, athletic ability, and character.
- **BAMA STATE ATHLETICS WINS THE COMMISSIONERS CUP:** The Alabama State University Athletics Department claimed the 2022-23 Southwestern Athletic Conference James Frank Commissioner's Cup. This year's James Frank Commissioner's Cup award is Alabama State University's seventh cup in the last nine years. On the way to capturing the Commissioner's Cup, Alabama State won six SWAC championships claiming league titles in the sports of Volleyball (regular season), Men's and Women's Indoor Track and Field, Men's Outdoor Track and Field, and Men's Tennis (regular season/tournament). The James Frank Commissioner's Cup award is awarded to the conference's best overall athletic program in league sponsored sports. A complete listing of final standings and individual program point totals for the three awards can be found below.

### 2022-23 SWAC Commissioner's Cup

<b>Alabama State</b>	<b>163.0</b>
Jackson State	157.5
Prairie View A&M	132.5

- **MAGIC CITY CLASSIC:** The presidents of **Alabama State** and **Alabama A&M**, whose schools compete in the historic annual football rivalry—and citywide family reunion—will keep The Magic City Classic at Legion Field for at least the next four years, pending approval of a new four-year agreement with the City of Birmingham. "Our preference is to remain at Legion Field," **ASU President Dr. Quinton T. Ross** told AL.com. "Let's put that to rest." The 81st Classic, a 24-17 comeback win by the Hornets last month, was the final game played under the current four-year agreement.
- **THE MARION NINE:** Head Football Coach **Eddie Robinson Jr.** announced the **Marion Nine Perseverance Award** and the inaugural the **Tarvaris Jackson Legacy of Leadership Award** at the close of fall camp. This year's recipient of the Marion Nine Perseverance Award is **Stefan Young-Rolle**, while receiver **Kisean Johnson** was named the Tarvaris Jackson Legacy of Leadership Award winner. Young-Rolle earns the privilege of wearing the prestigious number nine jersey that will have a patch on the jersey in honor of the Marion Nine, who created what is now known as Alabama State University. Young-Rolle played in 10 games posting 27 total tackles including 12 solo stops in 2022. The Miami, Fla., native also had three tackles for loss and 2.5 sacks.
- **ABOUT THE MARION NINE PERSEVERANCE AWARD** ASU is the global entity it is today because of the fortitude of nine freed slaves from Marion, Ala., who sought to build a school for African-Americans previously denied the right to an education. The foresight of these men, now remembered as the "Marion Nine," created what is now known as Alabama State University. The Tarvaris Jackson Legacy of Leadership Award grants a tuition scholarship for the fall and a patch of Tarvaris Jackson will be on Johnson's jersey for the 2023 season. Johnson played nine games in 2022, tying for the team lead with 31 catches and a team-best 530 yards with three touchdown catches.
- **ABOUT THE TARVARIS JACKSON LEGACY OF LEADERSHIP AWARD** The Tarvaris Jackson Award comes through the Bama State F Phi B Alumni Association in memory of Jackson. Jackson led the Hornets to the SWAC Championship as a junior in 2004 before moving on to the NFL after the 2005 season. The Montgomery, Ala., native spent nine seasons with the Minnesota Vikings and Seattle.
- **COME JOIN THE CROWD:** Saturday's **22,765** attendance was the **7th** largest crowd in ASU Stadium history. In 2022, Alabama State ranked **7th** in the FCS in home attendance, averaging 18,069 fans per game with 104,347 fans total over six home games. ASU Stadium had a stadium record crowd of **31,334** fans attend the **Jackson State** game for homecoming while the **23,687** fans for the **Florida A&M** game was the **6th** largest crowd in ASU Stadium history.



EDDIE  
 ROBINSON JR

@EROB50



HC  
 6-5  
 2nd



THE ROBINSON JR FILE

» Birthdate:	April 13, 1970
» Alma Mater:	Alabama State (1994)
» Record at Alabama State:	7-6 (2nd season)
» SWAC Record:	4-4 (2nd season)
» Hometown:	New Orleans, La.
» High School:	Brother Martin, 1988

**Eddie Robinson, Jr.** Eddie Robinson, Jr., who was named the 30th head coach in Alabama State University on Nov. 26, 2021, enters his second season as the Head Football Coach at Alabama State University.

In his first season at his Alma Mata, Robinson guided the Hornets the most wins since 2015, posting a 6-5 mark and a 4-4 mark in the SWAC. Linebacker Colton Adams was named First-Team All-SWAC while Safety Irshaad Davis nabbed Second-Team All-SWAC Honors. Additionally, Adams was named Hero Sports All-American and BOXTOROW First-Team All-American while defensive back Adrian Maddox was named a Jerry Rice Award Semifinalist.

The Hornets also claimed a win in the MEAC/SWAC Challenge over Howard University and ended a four-year Magic City Classic losing streak to Alabama A&M in 2022.

Robinson along with Alabama State University teammates Rickey Jones, Reggie Barlow and Reggie Brown were inducted into the 2022 Alabama State University Sports Hall of Fame Class.

A native of Louisiana, Robinson was born and raised in New Orleans. He attended Brother Martin High School, graduating in 1988. He furthered his education attending Alabama State University on an academic scholarship. He earned a Bachelor's degree in chemistry in 1994.

He lettered in football all four years and earned All-SWAC honors and SWAC Defensive Player of the Year honors in 1990 and 1991, Sheridan Broadcasting Network All-America honors in 1990 and 1991, as well as Defensive Player of the Year honors in 1991 as a linebacker for the Hornets. Robinson also achieved academic All-Conference honors and was recognized as The Toyota Leadership Award recipient in 1990. In 1998, he became the youngest individual to be inducted into the SWAC Hall of Fame at 28 years old, and in 2012 he was recognized as a MEAC/SWAC Challenge Legend.

Robinson was the Houston Oilers' second round pick in the 1992 NFL draft, the 50th player selected.

He was a stalwart in the community during his 11-year NFL career, playing with the Houston Oilers (1992-1995), Jacksonville Jaguars (1996-1997), Tennessee Titans (1998-2001) and Buffalo Bills (2002); appearing in Super Bowl XXXIV with the Titans in 2000. He finished his career with 850 tackles, 23 sacks and six interceptions. Robinson received the Titans Unsung Hero award for the Tennessee Titans during his career. He was the ultimate professional and obtained the knick name "Steady Eddie" for his methodical preparation and on field knowledge of the game, receiving accolades from his coaching staff

and teammates for his leadership skills and attention to detail.

Robinson retired from the NFL following the 2002 season and entered the business world, and is currently the owner/manager of Magnolia River LLC Real Estate Investment Company.

He was a college football analyst for Fox Sports South, ESPNU, ESPN3 and Comcast Sports South from 2005 until 2014. In addition he was a co-host on a regionally televised weekly sports show INSIDE SWAC from 2006 to 2009, and continues to broadcast collegiate football games on the radio and appears on sports podcast as a featured guest.

Robinson possesses more than 30 plus years of experience at various levels of Football. He is a stellar ASU Alumnus and a man of vision who has a proven record of success. He assisted ASU in establishing its Football Hall of Fame and has been a consistent supporter of ASU athletic programs financially and by supporting athletic administrations and coaches.

He has worked to support the mission of HBCU's academically and athletically.

He has hosted Youth Football camps at Alabama State University, Texas Southern University and in his Houston Third Ward community. Robinson regularly speaks to high school students and young athletes promoting life skills and planning for success. He is an NFL Ambassador for USA Football helping to promote the game of football to parents and young football players. He mentored and coached an inner-city baseball league in the Sunnyside neighborhood of Houston, and incorporated a program to help young African-American baseball players achieve youth and high school success in baseball with a goal of playing baseball in college and professionally. Two of his players have signed college scholarships to play college baseball with others expected to follow this path and all have plans to attend college. He volunteers his time with the Houston school districts' Real Men Read program, reading to elementary school kids, and sharing his keys to success.

Robinson is a member of the SWAC Alumni Association and a life member of Omega Psi Phi Fraternity and resides in Houston (Texas).


He is the father of three sons who participate in high school and college athletics. Robinson is a member of the SWAC Alumni Association and a life member of Omega Psi Phi Fraternity and resides in Houston (Texas). He is the father of three sons who participate in high school and college athletics.

NOTABLES

- ▶ Led Alabama State to the 1991 Southwestern Athletic Conference and Black College National Championship.
- ▶ College football analyst for Fox Sports South, ESPNU, ESPN3 and Comcast Sports South from 2005 - 2014 and was a co-host on a regionally televised weekly sports show INSIDE SWAC from 2006-2009,.
- ▶ Drafted by the Houston Oilers in 1992, spending 11 seasons in the NFL from 1992-2002. Houston Oilers (1992-1995), Jacksonville Jaguars (1996-1997), Tennessee Titans (1998-2001) and Buffalo Bills (2002); appearing in Super Bowl XXXIV with the Titans in 2000. He finished his career with 850 tackles, 23 sacks and six interceptions.
- ▶ Robinson earned a bachelor's degree in chemistry from Alabama State in 1994.

PLAYING CAREER

YEAR	SCHOOL	POS
1988-92	Alabama State University	LB
1992-1995	Houston Oilers	LB
1996-1997	Jacksonville Jaguars	LB
1998-2001	Tennessee Oilers / Titans	LB
2022	Buffalo Bills	LB



EDDIE ROBINSON JR



TYTUS HOWARD

**ALABAMA STATE IN THE NFL DRAFT (in order of round picked)**

PLAYER	YEAR	TEAM	RD	PICK
Tytus Howard	2018	Houston	1	23
Curtis Green	1981	Detroit	2	46
Eddie Robinson	1992	Houston	2	50
Lester Sims	1972	Cleveland	2	51
Tarvaris Jackson	2006	Minnesota	2	64
Reggie Barlow	1996	Jacksonville	4	110
Michael Coe	2007	Indianapolis	5	173
Ricky Smith	1982	New England	6	141
John Pleasant	1969	Kansas City	6	155
William Daniels	1981	Los Angeles Rams	6	158
Karl Powe	1985	Dallas	7	178
Jylan Ware	2017	Oakland	7	231
Ricky Jones	1992	Los Angeles Rams	8	198
Zack Barnes	1984	San Diego	9	230
Thomas Hopkins	1983	Cleveland	10	262
Willie Thicken	1978	Houston	11	295
Brad Baxter	1989	Minnesota	11	303
Terry Greer	1980	Los Angeles Rams	11	304
James Lane	1983	St. Louis	12	323
Ralph Miller	1970	New Orleans	13	322
Charles Mitchell	1968	Baltimore	14	378
Ernie Moore	1959	Los Angeles Rams	29	344

**ALABAMA STATE IN THE NFL DRAFT (in order of year picked)**

PLAYER	YEAR	TEAM	RD	PICK
Ernie Moore	1959	Los Angeles Rams	29	344
Charles Mitchell	1968	Baltimore	14	378
John Pleasant	1969	Kansas City	6	155
Ralph Miller	1970	New Orleans	13	322
Lester Sims	1972	Cleveland	2	51
Willie Thicken	1978	Houston	11	295
Terry Greer	1980	Los Angeles Rams	11	304
Curtis Green	1981	Detroit	2	46
William Daniels	1981	Los Angeles Rams	6	158
Ricky Smith	1982	New England	6	141
Thomas Hopkins	1983	Cleveland	10	262
James Lane	1983	St. Louis	12	323
James Lane	1983	St. Louis	12	323
Zack Barnes	1984	San Diego	9	230
Karl Powe	1985	Dallas	7	178
Brad Baxter	1989	Minnesota	11	303
Eddie Robinson	1992	Houston	2	50
Ricky Jones	1992	Los Angeles Rams	8	198
Reggie Barlow	1996	Jacksonville	4	110
Tarvaris Jackson	2006	Minnesota	2	64
Michael Coe	2007	Indianapolis	5	173
Jylan Ware	2017	Oakland	7	231
Tytus Howad	2018	Houston	1	23

ALABAMA STATE DEPTH CHART

AT FLORIDA A&M UNVIERSTY (9.23.2023)

OFFENSE

<b>QB</b>	<b>4</b>	<b>Dematarius Davis</b>	<b>5-11</b>	<b>202</b>	<b>So.</b>	<b>Houston, Texas / Auburn</b>
	17	Damon Stewart	5-11	167	So.	Hattiesburg, Miss. / East Miss. CC/UAB
	3	Nyqua Lett	6-2	180	Rf.	Fairburn, Ga. / Creekside HS
<b>RB</b>	<b>8</b>	<b>Ja'Won Howell</b>	<b>6-1</b>	<b>220</b>	<b>Gr.</b>	<b>Lanett, Ala. / North Alabama</b>
	26	Marcus Harris II	15-9	233	R-So.	Jackson, Miss. / Jackson Academy
	24	Jaylen Sulton	5-9	179	So.	Mobile, Ala. / Saint Pa-ngham, Ala. / UAB
<b>FB</b>	<b>40</b>	<b>Dylan Creech</b>	<b>6-0</b>	<b>241</b>	<b>Jr.</b>	<b>Geneva, Ala. / Geneva HS</b>
<b>LT</b>	<b>73</b>	<b>Travon Taylor</b>	<b>6-4</b>	<b>284</b>	<b>So.</b>	<b>Miami, Fla. / Miami Central HS</b>
	78	Elijah Baker	6-4	308	R-Fr.	Phoenix, Ariz. / Desert Vista HS
<b>LG</b>	<b>63</b>	<b>Robert Alston IV</b>	<b>6-4</b>	<b>334</b>	<b>RJr.</b>	<b>Linden, Ala. / Linden HS</b>
	52	Antavious Zachery	6-1	352	Jr.	Decatur, Ga. / Shaw University
<b>C</b>	<b>67</b>	<b>Arelious Dunn</b>	<b>6-3</b>	<b>297</b>	<b>Jr.</b>	<b>Atlanta Ga. / Bethune-Cookman</b>
	54	Dezmond Penn	6-1	300	So.	Delray Beach, Fla. Atlantic HS
<b>RG</b>	<b>71</b>	<b>Jaheim Shannon</b>	<b>6-1</b>	<b>330</b>	<b>So.</b>	<b>Wellington, Fla. / Palm Bch Cent.</b>
	58	BB McCloud	6-3	343	So.	Chickasaw, Ala. / Chickasaw HS
<b>RT</b>	<b>62</b>	<b>Dominic Boyd</b>	<b>6-4</b>	<b>293</b>	<b>Jr.</b>	<b>Tucker, Ga. / Tucker HS</b>
	75	Ray Curry, Jr.	6-1	302	Fr.	Memphis, Tenn. / Arkansas
<b>TE</b>	<b>14</b>	<b>AJ Lewis</b>	<b>6-4</b>	<b>265</b>	<b>Jr.</b>	<b>Mobile, Ala. / Troy University</b>
	0	Jaelyn Lay	6-6	260	Jr.	Riverdale, Ga. / Clemson
	11	Jayce Medlock	6-2	229	So.	Dallas, Texas / UConn
<b>XR</b>	<b>1</b>	<b>Kisean Johnson</b>	<b>6-0</b>	<b>209</b>	<b>Jr.</b>	<b>Birmingham, Ala. / Ramsay HS</b>
	12	Demontrez Brown	6-3	211	Jr.	Madison, Ala. / Troy University
	5	Tee Lee	5-10	165	R-So.	Buford, Ga. / Arizona State
<b>WR</b>	<b>10</b>	<b>Isaiah Scott</b>	<b>6-1</b>	<b>188</b>	<b>Sr.</b>	<b>Linden, Ala. / Faulkner University</b>
	81	Jalen Jones	5-8	168	Fr.	Birmingham, Al / Ramsay HS
	87	Robert McMinn	5-10	168	So.	Hollywood, Fla. / Miami Cent. HS
<b>ZR</b>	<b>13</b>	<b>Tyree Saunders</b>	<b>6-0</b>	<b>193</b>	<b>So.</b>	<b>Jacksonville, Fla. / Va Tech / E. Carolina</b>
	6	Ajai Harrell	6-0	179	Fr.	Daytona Beach, Fla. / Mainland HS
	16	Jacob Freeman	5-11	182	Jr.	LaGrange, GA / Georgia State
<b>YR</b>	<b>83</b>	<b>Will Sparks</b>	<b>6-4</b>	<b>210</b>	<b>So.</b>	<b>Prattville, Ala. / UAB</b>
	85	Asa Gregg	6-1	188	Fr.	White Plains, MD / St. John's HS
	15	Darius Edmonds	6-3	185	Jr.	Atascocita,, Texas / Houston

DEFENSE

<b>LE</b>	<b>1</b>	<b>Stefon Young-Rolle</b>	<b>6-3</b>	<b>243</b>	<b>Jr.</b>	<b>Miami, Fla. / Miami Central HS</b>
	57	Tregwan Thomas	6-0	192	Jr..	Orlando, Fla. / Jones HS
<b>DT</b>	<b>89</b>	<b>Kelvin Stokes</b>	<b>6-1</b>	<b>280</b>	<b>Sr.</b>	<b>Millbrook, Ala. / Purdue</b>
	96	Jakeem Fletcher	6-2	293	So.	Tanner, Ala. / Tanner HS
	92	Chevalier Condry	6-0	332	So.	Dothan, Ala. / Dothan HS
<b>DT</b>	<b>99</b>	<b>Jon Smith-Cobb</b>	<b>6-3</b>	<b>243</b>	<b>Sr.</b>	<b>Townsend, Del. / Maine</b>
	94	Cameron Gordon	6-1	275	Jr.	Greenwood, S.C. / Lenoir-Rhyne UniversityC
<b>RE</b>	<b>44</b>	<b>Kanye Varner</b>	<b>6-3</b>	<b>230</b>	<b>R-Fr.</b>	<b>Jonesboro, Ga. / Jonesboro HS</b>
	43	Terrell Lightfoot Jr.	6-1	210	So.	Atlanta, Ga. / Carver HS
	56	Maurice Lapierre	6-1	216	So.	Plantation, Fla. / Plantation HS
<b>M</b>	<b>1</b>	<b>Colton Adams</b>	<b>6-2</b>	<b>244</b>	<b>R-So.</b>	<b>Wetumpka, Ala. / Wetumpka HS</b>
	18	Rhody Jean-Louis	6-0	228	Jr.	Miami, Fla. / Miami Central HS
	12	Jayion McCluster	6-2	220	Fr.	Largo, Fla. / Florida State
<b>W</b>	<b>6</b>	<b>DeMarkus Cunningham</b>	<b>6-1</b>	<b>215</b>	<b>Jr.</b>	<b>Bessemer, Ala. / Bessemer City HS</b>
	8	Demaurez Bellamy	5-9	195	Sr.	Deland, Fla. /South Florida
<b>H</b>	<b>14</b>	<b>Adrian Maddox</b>	<b>6-3</b>	<b>200</b>	<b>So.</b>	<b>Conyers, Ga. / Heritage HS</b>
	30	Cordell Montgomery	6-1	219	Fr.	Garden, Ca. / Junipero Serra HS
<b>CB</b>	<b>7</b>	<b>Mikey Victor</b>	<b>6-3</b>	<b>209</b>	<b>Sr.</b>	<b>Pomona, Calif. / UNLV</b>
	10	Ethan Tookes	6-1	172	Fr.	Jacksonville, Fla. / Riverside HS
<b>SS</b>	<b>11</b>	<b>Amon Scarbrough</b>	<b>5-11</b>	<b>193</b>	<b>Jr.</b>	<b>Birmingham, Al / Jacksonville State</b>
	20	Jakobi Robinson	6-1	206	Sr.	Houston, Texas / North Carolina AGT
<b>FS</b>	<b>3</b>	<b>Cail Jackson Jr.</b>	<b>5-11</b>	<b>192</b>	<b>Jr.</b>	<b>Midville, Ga. / Ventura College</b>
	5	Chauncey Moore	6-0	207	Jr.	Washington, D.C. / Temple
<b>CB</b>	<b>27</b>	<b>James Burgess</b>	<b>6-3</b>	<b>186</b>	<b>Jr.</b>	<b>Center Point, Ala. / Huffman HS</b>
	19	LJ Allen	6-4	188	Fr.	Shelby, N.C. / Burnes HS

SPECIAL TEAMS

<b>PK</b>	<b>29</b>	<b>John Jayden</b>	<b>5-10</b>	<b>165</b>	<b>Fr.</b>	<b>Miami, Fla. / Miami Central HS</b>
	49	Baylor Cannon	5-11	148	Fr.	Marbury, Ala. / Marbury HS
<b>P</b>	<b>46</b>	<b>Harrison Tuck</b>	<b>6-2</b>	<b>215</b>	<b>Fr.</b>	<b>Mt. Crawford, S. Australia / Univ. Sr. College</b>
	29	John Jayden	5-10	165	So.	Miami, Fla. / Miami Central HS
<b>LS</b>	<b>53</b>	<b>Thomas Lauria</b>	<b>6-2</b>	<b>223</b>	<b>Fr.</b>	<b>Gilbert, Ariz. / Highland HS</b>
	82	Will Hocutt	6-2	211	Fr.	Moundville, Ala. / Hale County HS
<b>H</b>	<b>46</b>	<b>Harrison Tuck</b>	<b>6-2</b>	<b>215</b>	<b>Fr.</b>	<b>Mt. Crawford, S. Australia / Univ. Sr. College</b>
	38	Stewart McCall	6-1	195	Fr.	New Orleans / St. Augustine
<b>KOR</b>	<b>87</b>	<b>Robert McMinn</b>	<b>5-10</b>	<b>176</b>	<b>So.</b>	<b>Hollywood, Fla. / Miami Cent. HS</b>
	81	Jalen Jones	5-8	168	Fr.	Birmingham, Al / Ramsay HS
<b>PR</b>	<b>87</b>	<b>Robert McMinn</b>	<b>5-10</b>	<b>176</b>	<b>So.</b>	<b>Hollywood, Fla. / Miami Cent. HS</b>
	81	Jalen Jones	5-8	168	Fr.	Birmingham, Al / Ramsay HS



ALABAMA STATE UNIVERSITY | 2023 HORNETS NUMERICAL ROSTER

##	NAME	POS	HT	WT	CL	HOMETOWN/PREVIOUS SCHOOL
0	Jaelyn Lay	TE	6-6	260	R-Jr.	Atlanta, Ga. / Clemson
1	Colton Adams	LB	6-1	244	R-So.	Wetumpka, Ala. / Wetumpka HS
1	Kisean Johnson	WR	6-0	209	So.	Birmingham, Ala. / Ramsay HS
2	Tacaris Bozeman	RB	5-9	182	Fr.	Montgomery, AL / Sidney Lanier HS
3	Cail Jackson Jr.	S	5-11	192	Jr.	Midville, Ga. / Ventura College
3	Nyqua Lett	QB	6-2	180	Rf.	Fairburn, Ga. / Creekside HS
4	Demetrius Davis	QB	5-11	193	So.	Houston, Texas / Auburn University
5	Chauncey Moore	S	6-0	207	Jr.	Washington D.C. / Temple
5	Tee Lee	WR	5-10	165	R-So.	Buford, Ga. / Arizona State
6	DeMarkus Cunningham	LB	6-0	202	So.	Bessemer, Ala. / Bessemer City HS
6	Ajai Harrell	WR	6-0	179	Fr.	Daytona Beach, Fla. / Mainland HS
7	Mikey Victor	CB	6-3	209	Sr.	Pomona, Calif. / UNLV
8	Demaurez Bellamy	LB	5-9	195	Jr.	DeLand, Fla. / South Florida
7	AJ Wallace	QB	5-11	174	Fr.	Beauregard, Ala. / Beauregard HS
8	Ja'Won Howell	RB	6-1	220	Gr.	Lanett, Ala. / North Alabama
9	Stefon Young-Rolle	DL	6-3	243	So.	Miami, Fla. / Miami Central HS
10	Isaiah Scott	WR	6-1	188	Jr.	Linden, Ala. / Faulkner University
10	Ethan Tookes	CB	6-1	172	Fr.	Jacksonville, Fla. / Riverside HS
11	Jayce Medlock	TE	6-2	229	So.	Dallas, Texas / UConn
11	Amon Scarbrough	DB	5-11	193	Jr.	Birmingham, Ala. / Jacksonville State
12	Demontrez Brown	WR	6-3	211	Jr.	Madison, Ala. / Troy University
12	Jaylon McCluster	LB	6-2	220	Fr.	Largo, Fla. / Florida State
13	Tyree Saunders	WR	6-0	193	So.	Jacksonville, Fla. / Virginia Tech / East Carolina
14	AJ Lewis	TE	6-4	265	Jr.	Mobile, Ala. / Troy University
14	Adrian Maddox	DB	6-3	200	So.	Conyers, Ga. / Heritage HS
15	Darius Edmonds	WR	6-3	195	So.	Atascocita., Texas / University of Houston
16	Adrian Fitts	CB	6-0	185	Fr.	Acworth, Ga. / Allatoona HS
16	Jacob Freeman	WR	5-11	182	Jr.	LaGrange, Ga. / Georgia State University
17	Damon Stewart	QB	5-11	167	So.	Hattiesburg, Miss. / East Miss. CC/UAB
18	Nazareth Bryant	RB	5-10	195	Jr.	Oak Park, Ill. / Northern Illinois
18	Rhody Jean-Louis	LB	6-0	228	Jr.	Miami, Fla. / Miami Central HS
19	LJ Allen	S	6-4	188	Fr.	Shelby, N.C. / Burnes HS
19	Eric Horn	WR	5-10	158	Fr.	New Orleans, La. / Carver HS
20	Jakobi Robinson	S	6-1	206	Sr.	Houston, Texas / North Carolina A&T
21	Tre Phillips	CB	5-7	183	So.	Olive Branch, Miss. / Mississippi State
22	Austin Gavin	RB	5-9	185	Jr.	Montgomery, Ala. / Troy
23	AJ Gates	RB	5-7	162	So.	Birmingham, Ala. / Univ. of Alabama / UAB
23	Keane Lewis	S	5-8	165	So.	Miami, Fla. / Miami Northwestern HS
24	Jaylen Sulton	RB	5-9	179	So.	Mobile, Ala. / Saint Paul's Episcopal
25	Bradley Thomas	CB	6-0	180	So.	Montgomery, Ala. / Saint James HS
26	Marcus Harris II	RB	5-9	233	R-So.	Jackson, Miss. / Jackson Academy
27	James Burgess	CB	6-3	186	Jr.	Center Point, Ala. / Huffman HS
28	Khamari Smith	DB	5-8	183	Jr.	Montgomery, Ala. / Webb International Univ.
29	Jayden John	K	5-10	165	So.	Miami, Fla. / Miami Central HS
30	Cordell Montgomery	DB	6-1	219	Fr.	Garden, Ca. / Junipero Serra HS
32	Gavin Stewart	S	6-0	180	Fr.	Houston, Texas / Strake Jesuit HS
33	Jeffrey Flowers	LB	6-0	226	R-Jr.	Montgomery, Ala. / Alabama Christian Academy
34	Zurriel Jimpson	S	6-0	168	Fr.	Atlanta, Ga. / Carson-Newman College
34	Gabe Spencer	RB	5-9	191	Fr.	Pike Road, Ala. / Macon East Academy
35	Greg Mangle	CB	5-9	173	Fr.	Memphis, Tenn. / White Station HS
36	Nehemiah McIntosh	DB	5-9	165	Jr.	Atlanta, Ga. / The Citadel / Stephen F. Austin
37	Jakevon Bolding	DB	5-11	190	Fr.	Clanton, Ala. / Chilton County
38	Stewart McCall II	Ka	6-1	195	Fr.	New Orleans, La./St. Augustine HS
39	Kohl Summerville	DB	6-3	226	Fr.	Gordo, Ala. / Gordo HS
40	Dylan Creech	FB	5-11	240	Jr.	Geneva, Ala. / Geneva HS
41	Za'lien Henry	LB	6-1	206	So.	Dothan, Ala. / Dothan HS
42	Karsten Threatt	LB	6-1	220	Jr.	Midfield, Ala. / Midfield HS
43	Terrell Lightfoot, Jr	DE	6-1	210	So.	Atlanta, Ga. / Carver HS
44	Kanye Varner	DE	6-3	230	R-Fr.	Jonesboro, Ga. / Jonesboro HS
45	Grant DeGraffenreid	LB	5-11	230	So.	Chandler, Ariz. / Hamilton HS
46	Harrison Tuck	K/P	6-2	215	Fr.	Mt. Crawford, So. Australia / Univ. Sr. College HS
47	Shamone Young	DE	6-2	259	So.	Spartanburg, S.C. / South Carolina
48	Myles Richardson	DE	6-4	236	So.	Montgomery, Ala. / Ezekiel Academy
49	Baylor Cannon	K	5-11	148	Fr.	Marbury, Ala. / Marbury HS
52	Antavious Zachery	OL	6-1	352	Jr.	Decatur, Ga. / Shaw University
53	Thomas Lauria	LS	6-2	223	Fr.	Gilbert, Ariz. / Highland HS
54	Dezmond Penn	C	6-1	302	So.	Delray Beach, Fla. / Atlantic HS
55	Joshua Daniel	C	6-4	332	Fr.	Birmingham, Ala. / Minor HS

ALPHABETICAL ROSTER

#	NAME	POS
1	Colton Adams	LB
19	LJ Allen	S
63	Robert Alston IV	LG
78	Elijah Baker	OT
8	Demaurez Bellamy	LB
37	Jakevon Bolding	DB
62	Dominic Boyd	OT
2	Tacaris Bozeman	RB
84	D'Antwan Brown	WR
12	Demontrez Brown	WR
95	Janil Brown	DT
18	Nazareth Bryant	RB
27	James Burgess	CB
49	Baylor Cannon	K
92	Chevalier Condry	DT
40	Dylan Creech	LB
6	DeMarkus Cunningham	LB
75	Ray Curry, Jr.	OL
55	Joshua Daniel	C
70	Desmond Daniels	OT
90	Devin Davis	DE
4	Demetrius Davis	QB
45	Grant DeGraffenreid	LB
67	Arelious Dunn	C
15	Darius Edmonds	WR
88	McRae Errington	TE
16	Adrian Fitts	CB
96	Jakeem Fletcher	DT
33	Jeffrey Flowers	LB
66	Ashton Fluelynn	OG
16	Jacob Freeman	WR
23	AJ Gates	RB
22	Austin Gavin	RB
94	Camron Gordon	DT
85	Asa Gregg	WR
6	Ajai Harrell	WR
26	Marcus Harris II	RB
41	Za'lien Henry	LB
82	Will Hocutt	LS
19	Eric Horn	WR
8	Ja'Won Howell	RB
3	Cail Jackson Jr.	S
18	Rhody Jean-Louis	LB
86	Javarus Jenkins	TE
76	Jimmie Jenkins	TE
34	Zurriel Jimpson	S
29	Jayden John	K
1	Kisean Johnson	WR
81	Jalen Jones	WR
56	Maurice Lapierre	DE
53	Thomas Lauria	LS
0	Jaelyn Lay	TE
97	Christian Lee	LB
5	Willie "T" Lee	S
77	Zy'Terio Lee	OT
3	Nyqua Lett	QB
14	AJ Lewis	TE
23	Keane Lewis	S
59	Jaland Lewis-Horton	LB
43	Terrell Lightfoot, Jr	DE
14	Adrian Maddox	DB
35	Greg Mangle	CB
38	Stewart McCall	K
58	BB McCloud	OL
12	Jaylon McCluster	LB
36	Nehemiah McIntosh	DB
87	Robert McMinn	WR

## GAME 3: FLORIDA A&M UNIVERSITY

SEPTEMBER 23, 2023 | TALLAHASSEE, FLA. | BRAGG MEMORIAL STADIUM

56	Maurice Lapierre	DE	6-1	216	So.	Plantation, Fla. / Plantation HS
57	Tregwan Thomas	DE	6-1	235	Jr.	Orlando, Fla. / Jones HS
58	BB McCloud	OL	6-3	343	So.	Chickasaw, Ala. / Chickasaw HS
59	Jaland Lewis-Horton	LB	6-1	219	So.	Sweetwater, Ala. / Sweetwater HS
62	Dominic Boyd	OT	6-4	283	Jr.	Tucker, Ga. / Tucker HS
63	Robert Alston IV	LG	6-3	334	R-Jr.	Linden, Ala. / Linden HS
66	Ashton Fluellyn	OG	6-2	287	Fr.	Griffin, Ga. / Griffin HS
67	Arelious Dunn	C	6-3	297	Jr.	Atlanta Ga. / Bethune-Cookman University
69	Keeundra Salter	DL	6-3	288	So.	Montgomery, Ala. / Robert E. Lee HS
70	Desmond Daniels	OT	6-4	291	So.	Atlanta, Ga. / Bethune-Cookman
71	Jaheim Shannon	OL	6-1	330	R-Fr.	West Palm Beach, Fla. / Palm Beach Central HS
72	Arquis Ward	RG	6-1	330	Fr.	Auburndale, Fla. / Auburndale HS
73	Travon Taylor	OT	6-4	284	So.	Miami, Fla. / Miami Central HS
74	Davin Heard	OL	6-2	290	Fr.	Orange, Texas/Orange Park HS
75	Ray Curry, Jr.	OL	6-5	302	So.	Memphis, Tenn. / Arkansas
76	Jimmie Jenkins	TE	6-4	289	R-Jr.	Cleveland, Ohio / Glenville HS
77	Zy' Terrio Lee	OT	6-4	254	Fr.	Atlanta, Ga. / Mays HS
78	Elijah Baker	OT	6-4	308	R-Fr.	Phoenix, Ariz. / Desert Vista HS
80	BJ West	WR	5-8	142	Sr.	Cleveland Heights, Ohio / Glenville HS
81	Jalen Jones	WR	5-8	168	Fr.	Birmingham, Ala. / Ramsay HS
82	Will Hocutt	LS	6-2	211	Fr.	Moundville, Ala. / Hale County HS
83	Will Sparks	WR	6-4	210	So.	Prattville, Ala. / UAB
84	D'Antwan Brown	WR	6-3	177	Fr.	Baton Rouge, La. / Istrouma HS
85	Asa Gregg	WR	6-1	188	Fr.	White Plains, Md. / St. John's HS
86	Javarus Jenkins	TE	6-0	209	So.	Mobile, Ala. / McGill-Toolen
87	Robert McMinn	WR	5-9	176	So.	Hollywood, Fla. / Miami Central HS
88	McRae Errington	TE	6-2	238	So.	Forrest City, Ark. / Memphis
89	Kelvin Stokes	DL	6-3	280	Sr.	Millbrook, Ala. / Purdue
90	Devin Davis	DE	6-5	247	Fr.	Laplace, La. / East St. John HS
92	Chevalier Condry	DT	6-0	332	So.	Dothan, Ala. / Dothan HS
94	Cameron Gordon	DT	6-1	275	Jr.	Greenwood, S.C. / Lenoir-Rhyne University
95	Janil Brown	DT	6-3	355	Sr.	West Palm Beach, Fla. / Garden City CC
96	Jakeem Fletcher	DT	6-2	293	So.	Tanner, Ala. / Tanner HS
97	Christian Lee	LB	6-3	241	Jr.	Palm Beach Gardens, Fla. / Dwyer HS
99	Jon Smith-Cobb	DL	6-3	243	Sr.	Townsend, Del. / Maine

11	Jayce Medlock	TE
30	Cordell Montgomery	DB
5	Chauncey Moore	S
54	Dezmond Penn	C
21	Tre Phillips	CB
48	Myles Richardson	DE
20	Jakobi Robinson	S
69	Keeundra Salter	OL
13	Tyree Saunders	WR
11	Amon Scarbrough	DB
10	Isaiah Scott	WR
71	Jaheim Shannon	OL
28	Khamari Smith	DB
99	Jon Smith-Cobb	DL
83	Will Sparks	WR
34	Gabe Spencer	RB
17	Damon Stewart	QB
32	Gavin Stewart	S
89	Kelvin Stokes	DL
24	Jaylen Sulton	RB
39	Kohl Summerville	DB
73	Travon Taylor	OT
25	Bradley Thomas	CB
57	Tregwan Thomas	DE
42	Karsten Threatt	LB
10	Ethan Tookes	CB
46	Harrison Tuck	K/P
44	Kanye Varner	DE
7	Mikey Victor	CB
72	Arquis Ward	RG
80	BJ West	WR
47	Shamone Young	DE
9	Stefon Young-Rolle	DL
52	Antavious Zachery	OL
7	AJ Wallace	QB

## ASSISTANT COACHES & SUPPORT PERSONNEL



**JAMES WILLIAMS**  
Associate Head Coach  
Corners | NFL Liason  
2nd Year



**HARRY WILLIAMS, JR.**  
Offensive Coordinator  
1st Year



**RYAN LEWIS, SR**  
Defensive Coordinator | LB  
2nd Year



**BILLY GRESHAM**  
Special Teams Coord. |  
Linebackers  
6th Year



**RYAN BROWNING**  
Quarterbacks  
Passing Game Coordinator  
1st Year



**DON NELSON**  
Offensive Line  
Run Game Coordinator  
2nd Year



**JACOBY JONES**  
Wide Receivers  
2nd Year



**JUWAN LEIWS**  
Running Backs  
1st Year



**TODD MIDDLETON**  
Defensive Line  
1st Year



**ANDRE POPE**  
Safeties  
2nd-Year



**DERRICK BROWN**  
Quality Control  
Defense  
1st Year



**ANTHONY DAVIS**  
Quality Control  
1st Year



**DAHON MIXON**  
Graduate Assistant  
1st Year



**JOHN PASLEY**  
Student Assistant  
Offense  
2nd Year



**ASAD MUHAMMED**  
Student Assistant  
Offense  
2nd Year



**JOSH ALEXANDER**  
Student Assistant  
Defense  
1st Year



**SAM LAZURUS**  
Director of Player  
Development  
6th-Year



**GARY HARRELL**  
Director of Video Services  
1st-Year



**TERRY SIMS**  
Director Football  
Operations  
1st Year



**COURTNEY PERKINS**  
Asst. Athletic Director  
Sports Medicine  
2nd Year



**FRED SINGTON**  
Associate Athletic Director  
Strategic Communications  
2nd-Year



**TERRY THOMPSON**  
Assistant AD for  
Sports Performance  
1st Year



**FRED FRANKLIN**  
Head of Football  
Equipment



**JONATHAN GIVINS**  
Athletic Chaplain  
2nd Year



## CELEBRATING 11 YEARS AT ASU STADIUM



### STADIUM INFORMATION

ASU Stadium on the campus of Alabama State University in Montgomery, Alabama, is a 26,500-seat stadium that replaced the Cramton Bowl in 2012 as the host venue for the Alabama State Hornets football team. The first game in the New ASU Stadium was the 89th Turkey Day Classic on Nov. 22, 2012 in which the Hornets hosted the Tuskegee Golden Tigers. The game was a sell-out and was televised nationally on ESPN.

The stadium's current capacity sits at 26,500 but the project was designed to allow for future expansion that can expand the capacity to 55,000.

The stadium also holds a restaurant and retail space which welcome visitors to the stadium and area 365 days a year.

### SINGLE GAME ATTENDANCE

RK	Attend	Opponent	Date
1	31,334	Jackson State	10.8.22
2	27,828	Tuskegee	9/7/19
3	27,500	Tuskegee	11/22/12
4	26,222	Tuskegee	9/1/18
5	25,442	Tuskegee	9/2/17
6	23,687	Florida A&M	11/12/22
7	22,765	Southern	9/02/2023
8	20,703	Jacksonville St.	8/31/13
9	18,972	Miles	11/24/16
10	17,560	Jackson State	11/8/14
11	17,309	Grambling State	9/21/19
12	15,887	Kennesaw State	9/14/19
13	15,725	Tennessee St.	9/6/14
14	15,553	Alcorn State	10/5/17
15	15,322	Edward Waters	11/23/17
16	15,252	PVAMU	11/28/19
17	15,201	Miles	11/21/15
18	15,143	Southern	11/9/13
19	14,428	Jackson State	11/10/18
20	14,396	Stillman	11/28/13
21	13,825	MVSU	9/13/14
22	13,156	Stillman	11/22/14
23	12,721	Alcorn State	10/5/19

### ASU STADIUM FIRSTS

ASU TD	Isaiah Crowell rush for 3 yards
Rush TD	Isaiah Crowell rush for 3 yards
TD Pass	Tuskegee: Justin Nared pass to Marquel Gardner
ASU TD Pass	Greg Jenkins pass to Jarrett Neely for 5
ASU TD Reception	Jarrett Neely from Greg Jenkins (5 yds)
TD Reception	Marquel Gardner (TU) from Justin Nared
Field Goal	Tuskegee: Eduardo Murillo 38-yard field goal
ASU Field Goal	Bobby Wenzig 23-yard field goal
1ST 100 YD rusher	ASU's Isaiah Crowell 110 -yds on 18 carries
First Sack	ASU's Carlton Jones and Justin Mitchell
First Interception	ASU's Maurice Tate



### STADIUM QUICK FACTS

Opened	Nov. 22, 2012
First Game	Tuskegee
Result	L, 25-27
All-Time Record @ ASU Stadium	31-21
Surface	FieldTurf Vetex Core
Capacity	26,500

### ASU STADIUM FUN FACTS

- Did you know that 29,500 attended the first game at the New ASU Stadium?
- Did you know that approximately 1 million screws, nails and fasteners were used to build The New ASU Stadium?
- Did you know that 280,000 cubic yards of dirt were hauled away from the stadium site?
- Did you know that the stadium contains 15 miles of wiring?
- Did you know 28,000 tons of rocks were used?
- Did you know that millions of years old sharks' teeth were unearthed at the site?
- Did you know that the stadium has nine locker rooms?
- Did you know that there are five miles of handrails in the stadium.

GAME 3: FLORIDA A&M UNIVERSITY

SEPTEMBER 23, 2023 | TALLAHASSEE, FLA. | BRAGG MEMORIAL STADIUM

	<b>GAME ONE</b> Sept 2, 2023   Atlanta, GA Attendance: 22,765
<b>SOUTHERN</b>	 <b>10</b>
<b>ALABAMA STATE</b>	<b>14</b>

SCORE BY QUARTERS

	1	2	3	4	Final	
<b>Southern University</b>	7	3	0	0	10	Record: (0-1)
<b>Alabama State</b>	7	0	7	0	14	Record: (1-0)

SCORING SUMMARY:

1st	09:08	SOU - Rhymes 16 yd pass from Blood (Griffin, kick)	
		<b>14 plays, 77 yards, TOP 05:44</b>	<b>SOU 7-0</b>
1st	04:08	ASU - Johnso,K. 43 yd pass from Davis,D. (John kick)	
		<b>8 plays, 75 yards, TOP 05:00</b>	<b>7-7</b>
2nd	14:01	SOU - Griffin 40 yd FG	
		<b>10 plays, 57 yards, TOP 05:02</b>	<b>SOU 10-7</b>
3rd	05:36	ASU - Johnson,K. 17 yd pass from Davis,D. (John kick)	
		<b>2 plays, 17 yards, TOP 00:11</b>	<b>ASU 10-14</b>


	SU	ASU
FIRST DOWNS	15	13
RUSHES-YARDS (NET)	37-86	37-86
PASSING YDS (NET)	166	245
Passes Att-Comp-Int	17-35-2	15-21-0
<b>TOTAL OFFENSE PLAYS-YARDS</b>	<b>63-235</b>	<b>58-266</b>
Fumble Returns-Yards	0-0	0-0
Punt Returns-Yards	0-0	1-31
Kickoff Returns-Yards	2-32	0-0
Interception Returns-Yards	0-0	2- -4
Punts (Number-Avg)	4-35.2	4-31.5
Fumbles-Lost	2-2	0-0
Penalties-Yards	6-50	4-20
Possession Time	28:07	29:04
Third-Down Conversions	4 of 14	5-13
Fourth-Down Conversions	4 of 5	0 -of -2
Red-Zone Scores-Chances	2-2	1-1
Sacks By: Number-Yards	4-24	2-12

**RUSHING: SU**- G. Quarles 8-30-0 | **ALST** - J. Howell 15-36-0  
**PASSING: SU**-Blood 17-34-155-2, 1 TD. **ALST** - Davis, D. 15-21-0, 2 TC

**RECEIVING: SU** -J. Howard 3 -43; Qualls 3-33, Rhymes 3-21, 1 TD. **ALST**- K. Johnson 9-107, 2 TD;

**INTERCEPTIONS: SU**- None | **ALST** - M. Victor 1 | R. Jean-Louis 1

**TACKLES (UA-A): SU** -J. Campgell 5-10-15; T. Judson 2-5-8; D. Williams 3-4-7. **ALST**-C. Adams 4-8-12; D. Cunningham 4-2-6; A. Maddox 3-2-5;

	<b>GAME TWO</b> Sept. 9, 2023   Montgomery, Ala. Attendance: 9,605
<b>MILES COLLEGE</b>	<b>21</b>
<b>ALABAMA STATE</b>	<b>17</b>

SCORE BY QUARTERS

	1	2	3	4	Final	
<b>Miles College</b>	0	7	0	14	21	Record: (2-0)
<b>Alabama State</b>	7	7	3	0	17	Record: (1-1)

SCORING SUMMARY:

1st	00:15	ASU - Tookes,Ethan 70 yd interception (John kick)	<b>ASU 7-0</b>
2nd	07:22	ASU - Johnson,K. 63 yd pass from Davis,D. (John kick)	
		<b>5 plays, 91 yards, TOP 02:49</b>	<b>ASU 14-0</b>
2nd	00:14	MC - Andrews,J. 17 yd pass from Kleinpeter,E. (Tory, kick)	
		<b>9 plays, 74 yards, TOP 01:59</b>	<b>ASU 14-7</b>
3rd	04:42	ASU - John,J. 29 yd FG	
		<b>7 plays, 49 yards, TOP 04:09</b>	<b>ASU 17-7</b>
4th	13:4 0	MC - Scott,Jonero 2 yd run (Tory kick),	
		<b>12 plays, 75 yards, TOP 06:02</b>	<b>ASU 17-14</b>
4th	05:38	MC - Scott,Jonero 6 yd run (Tory,M. kick),	
		<b>11 plays, 96 yards, TOP 06:02</b>	<b>MC 21-17</b>

	MC	ASU
FIRST DOWNS	19	13
RUSHES-YARDS (NET)	50-143	22-117
PASSING YDS (NET)	164	210
Passes Att-Comp-Int	11-20-1	19-31-3
<b>TOTAL OFFENSE PLAYS-YARDS</b>	<b>70-307</b>	<b>53-327</b>
Fumble Returns-Yards	0-0-0	0-0-0
Punt Returns-Yards	2-1-0 -0.5	2-2-0 -1.0
Kickoff Returns-Yards	1-20-0 -20.0	2-43- -21.5
Interception Returns-Yards	3-17-0	1-70-1
Punts (Number-Avg)	7-33.3	4-39.5
Fumbles-Lost	2-0	0-0
Penalties-Yards	6-35	11-75
Possession Time	34:11	25:42
Third-Down Conversions	7 of 15	3 of 11
Fourth-Down Conversions	0 of 0	1 of 2
Red-Zone Scores-Chances	3-3	1-2
Sacks By: Number-Yards	2-11	2-6


**RUSHING: MC**- J. Scott 17-74-2 TD | **ALST** - D. Davis 6 - 64 - 0 TD


**PASSING: MC** - J. Kleinpeter 11-20-165-1 INT, 1 TD. **ALST** - Davis, D. 14-23-151-2 INT, 1 TD


**RECEIVING: MC** -J. Andrews 5 -95 1 TD **ALST**-K. Johnson 7-103 1 TD;


**INTERCEPTIONS: MC**- C. Williams, G Brown, J. Brown | **ALST** - E. Tookes

**TACKLES (UA-A): MC** -C. Williams 6-0-6,J. McNealy 5-1-5 **ALST**-C. Adams 6-11-18; K. Stokes 5-4-9

	<b>GAME THREE</b> Sept. 23, 2023   Tallahassee, Fla. Attendance:
<b>ALABAMA STATE</b>	
<b>FLORIDA A&amp;M</b>	



	<b>GAME FOUR</b> Sept. 30, 2023   Montgomery, Ala. Attendance:
ALCORN STATE	
ALABAMA STATE	



	<b>GAME FIVE</b> Oct. 7, 2022   Montgomery, Ala. Attendance:
BETHUNE-COOKMAN	
ALABAMA STATE	


	<b>GAME SIX</b> Oct. 14, 2023   Jackson, Miss. Attendance:
ALABAMA STATE	
JACKSON STATE	


GAME 3: FLORIDA A&M UNIVERSITY



SEPTEMBER 23, 2023 | TALLAHASSEE, FLA. | BRAGG MEMORIAL STADIUM

	<b>GAME SEVEN</b> Oct. 28, 2023   Birmingham, Ala. Attendance:	
ALABAAMA A&M		
ALABAMA STATE		

	<b>GAME EIGHT</b> Nov., 4, 2023   Mobile, Ala. Attendance:	
GRAMBLING STATE		
ALABAMA STATE		

	<b>GAME NINE</b> Oct. 11, 2023   Itta Bena, Miss. Attendance:	
ALABAMA STATE		
MISSISSIPPI VALLEY STATE		

	<b>GAME TEN</b> Nov. 18, 2023   Prairie View Texas Attendance: 9
ALABAMA STATE	
PRAIRIE VIEW A&M	

	<b>GAME ELEVEN</b> Nov., 23, 2023   Montgomery, Ala. Attendance:
TUSKEGEE	
ALABAMA STATE	

## 2023 HORNETS RECORD WHEN

CATEGORY	2023	UNDER ROBINSON
At Home	1-1	3-5
On The Road	0-0	2-1
Neutral Site Game	0-0	1-0
vs. SWAC	0-0	4-4
vs. Non Conference	1-1	3-2
NCAA Postseason	0-0	0-0
vs. In State Opponents	0-1	2-1
In August	0-0	1-0
In September	1-1	2-3
In October	0-0	2-1
In Nov.	0-0	1-2
In Dec.	0-0	0-0
On Television	0-0	6-5
Afternoon Games	0-0	3-5
Night Games	1-1	4-2
Decided by 7 pts or less	1-1	4-3
Scoring First	0-1	4-2
Opponent Scores First	1-0	3-4
Leading at Half	0-1	3-1
Trailing at Half	1-0	4-4
Tied at Half	0-0	0-1
Leading after 3 quarters	1-1	5-1
Trailing after 3 quarters	0-0	2-5
Tied After 3 quarters	0-0	0-0
In overtime	0-0	0-0
Scoring 30 + points	0-0	1-0
Scoring 20-29 points	0-0	3-0
Scoring 0-19 points	1-1	2-6
Allowing 30 + points	0-0	0-1
Allowing 20-29 points	0-1	1-4
Allowing 0-19 points	1-0	6-1
Outrushing Opponents	1-0	6-2
Getting Outrushed	0-1	1-4
Passing for more yards	1-1	5-2
Passing for fewer yards	0-0	2-4
Outgaining Opponent	1-1	6-2
Getting Outgained	0-0	0-4
Winning TOP	1-0	6-2
Losing TOP	0-1	1-4
Scoring a Def./ ST TD	0-1	0-2
Allowing a Def./ST TD	0-0	2-1
Fewer Penalty Yards	1-0	3-2
More Penalty Yards	0-1	4-3
Winning Turnover Battle	1-0	3-1
Losing Turnover Battle	0-1	2-3
Equal In Turnovers	0-0	2-2



CAREER RECORDS

SCORING


ANTHONY JOHNSON  
 2003-2006  
 248 [140 PAT / 36 FG]

Player	Years	TD	PAT	2PT	FG	Pts
Anthony Johnson	2003-06	0	140	0	36	248
Rico White	1990-93	37	0	78	0	222
Keldrick Williams	2003-06	36	0	0	0	216
Bobby Wenzig	2011-13	0	96	0	35	201
Isaiah Crowell	2012-13	30	0	0	0	180
Brad Baxter	1985-88	30	0	0	0	180
Nick Andrews	2008-11	27	0	1	0	164
Hunter Hanson	2017-2021	0	64	0	28	148
Alcedo Surtain	1992-95	23	0	3	0	144
Reggie Brown	1988-91	23	0	2	0	140
Robert Randolph	2002-05	23	0	1	0	140
Horace Brooks	1989-92	23	0	0	0	138
Malcom Cyrus	2011-14	23	0	0	0	138
Damon Hodge	1996-99	21	4	9	0	134
Larry Bias	1998-01	22	0	0	0	132

TOTAL OFFENSE

DARNELL KENNEDY  
 1997-2001  
 12,888 yds

Player	Years	Plays	Rush	Pass	Ttl
Darnell Kennedy	1997-01	1,952	1,017	11,753	12,888
Ricky Jones	1988-91	934	1,273	5,456	6,823
Daniel Duhart	2012-15	946	430	5,373	5,803
Tarvaris Jackson	2003-05	821	811	4,898	5,709
John Caldwell	1978-81	932	160	3,297	4,087
Lloyd Ivey	1967-70	792	585	3,458	4,043
Greg Jenkins	2011-12	686	837	3,166	4,003
Alcedo Surtain	1992-95	611	1,241	2,588	3,829
Brad Baxter	1985-88	773	3,732	0	3,732
Rico White	1990-93	660	3,470	0	3,470
Chris Mitchell	2007-09	693	310	3,084	3,394




PASSING

DARNELL KENNEDY  
 1997-2001  
 11,753 yds

Player	Years	ATT	COMP	YDS	TD
Darnell Kennedy	1997-01	1,571	859	11,753	102
Ricky Jones	1989-91	640	322	5,456	49
Daniel Duhart	2012-15	425	750	5,373	36
Tarvaris Jackson	2003-05	665	342	4,898	38
Anthony Benjamin	1982-85	683	291	3,531	17
Lloyd Ivey	1967-70	585	235	3,458	41
John Caldwell	1978-81	597	268	3,388	24
Charles Mitchell	1964-67	395	190	3,206	24
Greg Jenkins	2011-12	262	443	3,166	20
Chris Mitchell	2007-09	507	243	3,084	20
KHA'Darrius Davis	2017-19	485	273	3,058	31
Antonius Smith	1985-89	541	265	2,966	14

BRAD BAXTER  
 1985-88  
 3,732 yds

Player	Years	ATT	YDS	AVG	TD
Brad Baxter	1985-88	773	3,732	4.8	30
Rico White	1990-93	660	3,470	5.3	36
Malcolm Cyrus	2011-14	469	2,735	5.8	23
Khalid Thomas	2013-16	459	2,633	5.7	19
Jay Peck	2004-07	519	2,399	4.6	8
Keldrick Williams	2003-05	399	2,362	5.9	26
Gene Blanchard	1963-66	404	2,021	5.0	n/a
Isaiah Crowell	2012-13	329	1,963	6.0	30
Larry Bias	1998-01	249	1,861	7.5	22
Ezra Gray	2017-2021	388	1,655	4.3	9
Rahmod Traylor	2006-09	376	1,585	4.2	13
Johnny Pleasant	1965-68	289	1,571	5.4	n/a
Derrick Massingale	1978-81	359	1,522	4.2	5
Robert Vaughn	1994-97	200	1,332	6.7	15





# CAREER RECORDS

## RECEPTIONS

**NICK ANDREWS • 2008-11**  
**202 receptions**

Player	Years	REC	YDS	YPC	TD
Nick Andrews	2008-11	202	2,755	13.6	27
Damon Hodge	1996-99	176	2,280	13.0	21
Reggie Barlow	1992-95	133	2,536	19.5	17
T.C. McWilliams	2009-12	133	1,737	13.1	16
Reggie Brown	1988-91	132	2,271	17.2	23
Darryl Pearson	1984-87	124	1,823	14.7	16
Kenneth Watson	1998-00	120	1,772	14.8	10
Ricky Cotton	1978-81	112	1,360	12.1	9
Darius Mathis	2007-09	103	1,129	11.0	11
Horace Brooks	1989-92	102	2,180	21.4	23



**REGGIE BARLOW**

## RECEIVING YARDS

**REGGIE BARLOW • 1992-95**  
**2,536 yds**

Player	Years	REC	YDS	YPC	TD
Reggie Barlow	1992-95	133	2,536	19.5	17
Damon Hodge	1996-99	176	2,280	13.0	21
Reggie Brown	1988-91	132	2,271	17.2	23
Horace Brooks	1989-92	102	2,180	21.4	23
Darryl Pearson	1984-87	124	1,823	14.7	16
Kenneth Watson	1998-00	120	1,772	14.8	10
Reginald Glover	2002-04	80	1,740	21.8	13
T.C. McWilliams	2009-12	133	1,737	13.1	16
Nick Andrews	2008-10	124	1,660	13.4	17
William Evans	1962-65	53	1,582	29.8	21

## PUNTING

**David Beckford • 1999-2002**  
**43.8 avg**

Player	Years	NO.	YDS	AVG
David Beckford	1999-02	195	8,534	43.8
Anthony Craven	2018-19	137	5,897	43.0
Bobby Wenzig	2011-13	215	8,977	41.8
Lonnie Broadnax	1971-74	136	5,552	40.8
Charles Mitchell	1964-67	170	6,760	39.8
Ernest Carswell	1980-83	84	3,262	38.8
Trevor Vincent	2016-17	241	9,095	37.7
Anthony Speight	2008-10	113	4,260	37.7
Erik Mothershed	1990-93	121	4,419	36.5
Randy Lefebure	1998-99	51	1,853	36.3
Reginald Adams	1986-89	195	7,016	36.0

## INTERCEPTIONS

**KEJUAN RILEY • 2009-12**  
**21 total**

Player	Years	NO.	YDS	TD
Kejuan Riley	2009-12	21	348	0
Emmanuel Martin	1988-91	17	220	0
Antoine Hill	2001-03	16	244	2
Latrod Garner	1990-93	16	219	1
Edwin Ross	1984-87	15	132	1
Chauncey Whatley	1975-78	15	113	2
Lecorey Harvest	1990-93	13	199	1
Michael Madison	1975-78	13	186	3
Darryl Lowe	1977-80	12	34	0



# SINGLE SEASON RECORDS

## SCORING

**ALCEDE SURTAIN • 1995**  
**130 [21 TDs]**

Player	Year	TD	PAT	FG	Pts
Alcede Surtain	1995	21	0	0	130
Keldrick Williams	2004	17	0	0	102
Anthony Johnson	2003	0	53	13	92
Isaiah Crowell	2012	15	0	0	90
Isaiah Crowell	2013	15	0	0	90
Johnny Pleasant	1966	14	1	0	86
Anthony Johnson	2004	0	50	11	83
Preston Clark	2014	0	15	35	80
Michael Jefferson	2019	13	0	0	78
Robert Vaughn	1994	13	0	0	78
Rico White	1993	13	0	0	78
Rico White	1990	13	0	0	78
Brad Baxter	1986	13	0	0	78
Bobby Wenzig	2011	0	31	15	76
Jason Thompson	1990	0	44	10	74

## PASSING

**DARNELL KENNEDY • 2000**  
**3,488 yds**

Player	Year	ATT	COMP	YDS	TD
Darnell Kennedy	2000	401	217	3,488	33
Darnell Kennedy	2001	201	346	3,151	33
Tarvaris Jackson	2004	349	182	2,556	20
Darnell Kennedy	1998	375	201	2,409	19
Darnell Kennedy	1997	331	207	2,378	15
Tarvaris Jackson	2003	316	160	2,342	18
Ricky Jones	1990	245	124	2,136	21
Daniel Duhart	2014	159	296	2,105	10
KHA'Darrius Davis	2019	181	309	2,097	21
Ricky Jones	1991	240	126	2,042	19
Anthony Benjamin	1985	324	144	1,720	7
Chris Mitchell	2009	260	131	1,748	10
Devin Dominguez	2010	255	126	1,536	19

## TOTAL OFFENSE

**DARNELL KENNEDY• 2001**  
**3,674 yds**

Player	Year	Plays	Rush	Pass	Ttl
Darnell Kennedy	2001	442	465	3,151	3,674
Darnell Kennedy	2000	482	-13	3,488	3,537
KHA'Darrius Davis	2019	319	3	2,097	3,000
Tarvaris Jackson	2004	414	253	2,556	2,809
Darnell Kennedy	1998	435	385	2,409	2,794
Tarvaris Jackson	2003	407	444	2,342	2,786
Ricky Jones	1990	341	410	2,196	2,606
Darnell Kennedy	1997	463	108	2,378	2,486
Ricky Jones	1991	316	417	2,042	2,453
Daniel Duhart	2014	371	158	2,105	2,263
Alcede Surtain	1995	357	1,024	1,227	2,251
Greg Jenkins	2012	354	507	1,691	2,198
Daniel Duhart	2013	363	161	1,903	2,064
Chris Mitchell	2009	362	187	1,748	1,935
Greg Jenkins	2011	332	330	1,475	1,805

## RUSHING

**BRAD BAXTER • 1996**  
**1,705 yds**

Player	Year	ATT	YDS	AVG	TD
Brad Baxter	1986	302	1,705	5.6	13
Malcolm Cyrus	2014	236	1,497	6.3	9
Rico White	1993	233	1,267	5.4	13
Khalid Thomas	2016	179	1,237	6.9	9
Brad Baxter	1987	267	1,206	4.5	9
Keldrick Williams	2003	201	1,195	5.9	9
Jay Peck	2007	246	1,186	4.8	6
Larry Bias	2001	192	1,167	6.1	9
Keldrick Williams	2004	198	1,167	5.9	17
Isaiah Crowell	2013	170	1,121	6.6	15
Robert Vaughn	1994	132	1,088	8.2	13
Alcede Surtain	1995	178	1,024	5.8	21
Gene Blanchard	1966	157	943	6.0	8



# SINGLE SEASON RECORDS

## SCORING

Player	Year	TD	PAT	FG	Pts
Alcede Surtain	1995	0	21	0	130
Keldrick Williams	2004	17	0	0	102
Anthony Johnson	2003	0	53	13	92
Isaiah Crowell	2012	15	0	0	90
Isaiah Crowell	2013	15	0	0	90
Johnny Pleasant	1966	14	1	0	86
Anthony Johnson	2004	0	50	11	83
Preston Clark	2014	0	15	35	80
Robert Vaughn	1994	13	0	0	78
Rico White	1993	13	0	0	78
Rico White	1990	13	0	0	78
Brad Baxter	1986	13	0	0	78
Bobby Wenzig	2011	0	31	15	76
Jason Thompson	1990	0	44	10	74

## TOTAL OFFENSE

Player	Year	Plays	Rush	Pass	Ttl
Darnell Kennedy	2001	442	465	3,151	3,674
Darnell Kennedy	2000	482	-13	3,488	3,537
Tarvaris Jackson	2004	414	253	2,556	2,809
Darnell Kennedy	1998	435	385	2,409	2,794
Tarvaris Jackson	2003	407	444	2,342	2,786
Ricky Jones	1990	341	410	2,196	2,606
Darnell Kennedy	1997	463	108	2,378	2,486
Ricky Jones	1991	316	417	2,042	2,453
Daniel Duhart	2014	371	158	2,105	2,263
Alcede Surtain	1995	357	1,024	1,227	2,251
Greg Jenkins	2012	354	507	1,691	2,198
Daniel Duhart	2013	363	161	1,903	2,064
Chris Mitchell	2009	362	187	1,748	1,935
Greg Jenkins	2011	332	330	1,475	1,805

## PASSING

Player	Year	ATT	COMP	YDS	TD
Darnell Kennedy	2000	401	217	3,488	33
Darnell Kennedy	2001	201	346	3,151	33
Tarvaris Jackson	2004	349	182	2,556	20
Darnell Kennedy	1998	375	201	2,409	19
Darnell Kennedy	1997	331	207	2,378	15
Tarvaris Jackson	2003	316	160	2,342	18
Ricky Jones	1990	245	124	2,136	21
Daniel Duhart	2014	159	296	2,105	10
Ricky Jones	1991	240	126	2,042	19
Anthony Benjamin	1985	324	144	1,720	7
Chris Mitchell	2009	260	131	1,748	10
Devin Dominguez	2010	255	126	1,536	19

## RUSHING

Player	Year	ATT	YDS	AVG	TD
Brad Baxter	1986	302	1,705	5.6	13
Malcolm Cyrus	2014	236	1,497	6.3	9
Rico White	1993	233	1,267	5.4	13
Khalid Thomas	2016	179	1,237	6.9	9
Brad Baxter	1987	267	1,206	4.5	9
Keldrick Williams	2003	201	1,195	5.9	9
Jay Peck	2007	246	1,186	4.8	6
Larry Bias	2001	192	1,167	6.1	9
Keldrick Williams	2004	198	1,167	5.9	17
Isaiah Crowell	2013	170	1,121	6.6	15
Robert Vaughn	1994	132	1,088	8.2	13
Alcede Surtain	1995	178	1,024	5.8	21
Gene Blanchard	1966	157	943	6.0	8

## RECEPTIONS

Player	Year	REC	YDS	YPC	TD
Damon Hodge	1998	83	1,023	12.3	3
Nick Andrews	2011	78	1,095	14.0	10
Alphus Shipman	1997	61	708	11.6	3
Reggie Barlow	1994	58	1,267	21.8	12
Floyd "B.J." Tiger	2001	58	1,074	18.5	8
Ricky Cotton	1980	58	668	11.5	6
Clayton Harris	2004	54	548	10.1	2
Damon Hodge	1997	53	737	13.9	3
Machion Sanders	2002	52	729	14.0	10

Earl Lucas	2013	51	515	10.1	3
Darryl Pearson	1985	50	692	13.8	4
Reggie Brown	1990	48	815	17.0	8
T.C. McWilliams	2012	48	612	12.8	5

## RECEIVING YARDS

Player	Year	REC	YDS	YPC	TD
Reggie Barlow	1994	58	1,267	21.8	12
Nick Andrews	2011	78	1,095	14.0	10
Floyd "B.J." Tiger	2001	58	1,074	18.5	8
Damon Hodge	1998	83	1,023	12.3	3
Reginald Glover	2004	43	981	22.8	7
William Evans	1965	23	843	36.7	11
Reggie Brown	1990	48	815	17.0	8
Chad Lucas	2003	47	813	17.3	5
Nick Andrews	2009	47	803	17.1	5
Damon Hodge	1997	53	737	13.9	3
Machion Sanders	2002	52	729	14.0	10

## PUNTING (min. 25 punts)

Player	Year	NO.	YDS	AVG
Lonnie Broadnax	1974	35	1,604	46.0
David Beckford	2001	41	1,881	45.9
Bobby Wenzig	2012	61	2,780	45.6
David Beckford	2000	44	1,932	43.9
David Beckford	2002	57	2,505	43.9
Bobby Wenzig	2013	77	3,295	42.8
Anthony Craven	2018	78	3,311	42.7
Charles Mitchell	1965	58	2,473	42.6
David Beckford	1999	53	2,216	41.8
Bobby Wenzig	2011	70	2,902	41.5
Lonnie Broadnax	1973	55	2,226	40.5
Trevor Vincent	2017	63	2,549	40.5
Ernest Carswell	1982	27	1,069	39.6
Erik Mothershed	1992	55	2,174	39.5
Anthony Speight	2010	74	2,903	39.2
Woodrow McCorvey	1971	56	2,163	38.6

## INTERCEPTIONS (since 1970)

Player	Year	NO.	YDS	TD
Antoine Hill	2002	10	199	1
Kejuan Riley	2011	9	140	0
Edwin Ross	1986	8	131	0
Latrod Garner	1991	8	108	1
Joel Smith	1970	7	118	0
Lecorey Harvest	1992	7	116	1
Emmanuel Martin	1990	7	94	0
John Mitchell	1989	7	84	0
Michael Williams	1994	7	71	0
Kejuan Riley	2010	7	56	0
Chauncey Whatley	1978	7	53	0
Darryl Lowe	1980	7	25	0

## PUNT RETURN AVERAGE (since 1970)

Player	Year	NO.	YDS	AVG	TD
Derrick Whitehurst	1984	6	152	25.3	0
Reggie Barlow	1995	12	249	20.8	1
Jacques Rickerson	2010	12	236	19.7	0
Mark Hurt	1987	6	117	19.5	0
Ronald Harper	1974	10	192	19.2	1
Mark Hurt	1988	10	185	18.5	1
Khalid Thomas	2016	21	366	17.4	0
Joshua Hill	2018	8	114	14.3	0
Nick Andrews	2008	19	255	13.4	0
Malcolm Cyrus	2012	8	104	13.0	0

## KICKOFF RETURNS (since 1970)

Player	Year	NO.	YDS	AVG	TD
Kenneth Bonom	1987	18	332	34.7	0
Paul Ashby	1991	17	513	30.5	2
Kenneth Bonom	1986	9	212	30.2	0



2023-24 Alabama St. Football  
Overall Team Statistics  
All games

Page 1/2  
as of Sep 19, 2023

Team Statistics

	ALST	OPP
<b>Scoring</b>	<b>31</b>	<b>31</b>
Points per game	15.5	15.5
Points Off Turnovers	7	0
<b>First Downs</b>	<b>26</b>	<b>34</b>
Rushing	12	14
Passing	14	18
Penalty	0	2
<b>Rushing Yardage</b>	<b>203</b>	<b>212</b>
Yards gained rushing	267	255
Yards lost rushing	64	43
Rushing attempts	59	77
Average per rush	3.4	2.8
Average per game	101.5	106.0
TDs Rushing	0	2
<b>Passing Yardage</b>	<b>390</b>	<b>330</b>
Comp-Att-Int	34-52-3	28-55-3
Average per pass	7.5	6.0
Average per catch	11.5	11.8
Average per game	195.0	165.0
TDs Passing	3	2
<b>Total offense</b>	<b>593</b>	<b>542</b>
Total plays	111	132
Average per play	5.3	4.1
Average per game	296.5	271.0
<b>Kick returns: #-Yards</b>	<b>2-43</b>	<b>3-52</b>
<b>Punt returns: #-Yards</b>	<b>3-33</b>	<b>2-1</b>
<b>Int returns: #-Yards</b>	<b>3-66</b>	<b>3-17</b>
<b>Kick return average</b>	<b>21.5</b>	<b>17.3</b>
<b>Punt return average</b>	<b>11.0</b>	<b>0.5</b>
<b>Int return average</b>	<b>22.0</b>	<b>5.7</b>
<b>Fumbles-Lost</b>	<b>0-0</b>	<b>4-2</b>
<b>Penalties-Yards</b>	<b>15-95</b>	<b>12-85</b>
Average per game	47.5	42.5
<b>Punts-Yards</b>	<b>8-299</b>	<b>10-340</b>
Average per punt	37.4	34.0
Net punt average	29.8	32.3
<b>Kickoffs-Yards</b>	<b>8-461</b>	<b>6-336</b>
Average per kick	57.6	56.0
Net kick average	36.0	36.3
<b>Time of possession / game</b>	<b>28:40</b>	<b>31:15</b>
<b>3rd-down conversion</b>	<b>8/24</b>	<b>11/29</b>
3rd-down pct	33%	38%
<b>4rd-down conversion</b>	<b>1/4</b>	<b>4/5</b>



2023-24 Alabama St. Football  
Overall Team Statistics  
All games

Page 2/2  
as of Sep 19, 2023

	ALST	OPP
4rd-down pct	25%	80%
<b>Sacks by-Yards</b>	<b>4-18</b>	<b>6-35</b>
<b>Misc Yards</b>	<b>0</b>	<b>0</b>
<b>Touchdowns scored</b>	<b>4</b>	<b>4</b>
<b>Field goals - attempts</b>	<b>1-3</b>	<b>1-1</b>
<b>On-Side kicks</b>	<b>0-0</b>	<b>1-1</b>
<b>Red-zone scores</b>	<b>(2-3) 67%</b>	<b>(5-5) 100%</b>
<b>Red-zone touchdowns</b>	<b>(1-3) 33%</b>	<b>(4-5) 80%</b>
<b>PAT-attempts</b>	<b>(4-4) 100%</b>	<b>(4-4) 100%</b>
<b>2-point conversion-attempts</b>	<b>(0-0) 0%</b>	<b>(0-0) 0%</b>
<b>Attendance</b>	<b>32232</b>	<b>0</b>
Games / Avg per game	2/16116	0/0
Neutral site games	-	0/0

Score by Periods

Team	1st	2nd	3rd	4th	OT	TOT
Alabama St.	14	7	10	0	0	31
Opponents	7	10	0	14	0	31



2023-24 Alabama St. Football  
Overall Defense Statistics  
All games

Page 1/1  
as of Sep 19, 2023

Team Defense

#	Player	gp	Tackles				Sacks	Pass defense			Fumbles		blkd	
			ua	a	tot	tfl/yds		int-yds	brup	qbh	fr-yds	ff	kick	saf
1	Colton Adams	2	10	19	29	1.5-4	1-4	.	.	1	.	.	.	.
6	Demarkus Cunningham	2	8	6	14	2-6	.	.	.	1	.	.	.	.
89	Kelvin Stokes	1	5	4	9	1-8	.	.	.	.	.	.	.	.
14	Adrian Maddox	2	5	3	8	.	.	.	.	2	.	.	.	.
57	Tregwan Thomas	2	6	2	8	2-10	1-8	.	.	.	.	1	.	.
27	James Burgess	2	7	1	8	.	.	.	2	.	.	.	.	.
99	Jon Smith-Cobb	2	3	4	7	1.5-3	1-2	.	.	1	1-0	.	.	.
9	Stefon Young-Rolle	2	3	2	5	1-4	1-4	.	.	4	1-0	.	.	.
18	Rhody Jean-Louis	2	1	4	5	.	.	1--5	.	.	.	.	.	.
8	Demaurez Bellamy	2	4	.	4	.	.	.	1	1	.	.	.	.
3	Cail Jackson	2	2	2	4	.	.	.	1	.	.	.	.	.
7	Mikey Victor	2	1	2	3	.	.	1-1	1	.	.	.	.	.
5	Chauncey Moore	1	1	2	3	.	.	.	.	.	.	.	.	.
11	Amon Scarbrough	2	2	1	3	.	.	.	.	.	.	.	.	.
10	Ethan Tookes	1	3	.	3	.	.	1-70	.	.	.	.	.	.
94	Cameron Gordon	2	2	.	2	.	.	.	.	.	.	.	.	.
44	Kanye Varner	2	.	2	2	.	.	.	.	.	.	.	.	.
10	Isaiah Scott	2	2	.	2	.	.	.	.	.	.	.	.	.
45	Grant DeGraffenreid	2	.	1	1	.	.	.	.	.	.	.	.	.
95	Janil Brown	2	1	.	1	.	.	.	.	.	.	.	.	.
96	Jakeem Fletcher	1	.	1	1	.	.	.	.	.	.	.	.	.
20	Jakobi Robinson	1	.	1	1	.	.	.	.	.	.	.	.	.
8	Ja'Won Howell	2	1	.	1	.	.	.	.	.	.	.	.	.
43	Terrell Lightfoot Jr	1	1	.	1	1-3	.	.	.	.	.	.	.	.
52	Antavious Zachery	2	.	1	1	.	.	.	.	.	.	.	.	.
1	Kisean Johnson	2	1	.	1	.	.	.	.	.	.	.	.	.
21	Tre Phillips	1	.	.	.	.	.	.	1	.	.	.	.	.
<b>Totals</b>		<b>2</b>	<b>69</b>	<b>60</b>	<b>129</b>	<b>10-38</b>	<b>4-18</b>	<b>3-66</b>	<b>6</b>	<b>10</b>	<b>2-0</b>	<b>1</b>	<b>0</b>	<b>0</b>
Opponents		2	65	50	115	15-66	6-35	3-17	3	5	0-0	0	0	0



2023-24 Alabama St. Football  
Red-Zone Results  
All games

Page 1/1  
as of Sep 19, 2023

Alabama St. Inside Opponent Red-Zone

Date	Opponent	Score	Times	Times	Total			Rush	Pass	FGs	Failed to score inside RZ					
			In RZ	Scored	Pts	TDs	TDs	TDs	TDs	Made	FGA	Down	Int	Fumb	Half	Game
09/02/2023	Southern U.	W 14-10	1	1	7	1	0	1	0	0	0	0	0	0	0	0
09/09/2023	Miles	L 17-21	2	1	3	0	0	0	0	1	1	0	1	0	0	0
Totals 2 of 3 (66.7%)			3	2	10	1	0	1	1	1	1	0	1	0	0	0

Opponents Inside Alabama St. Red-Zone

Date	Opponent	Score	Times	Times	Total			Rush	Pass	FGs	Failed to score inside RZ					
			In RZ	Scored	Pts	TDs	TDs	TDs	TDs	Made	FGA	Down	Int	Fumb	Half	Game
09/02/2023	Southern U.	W 14-10	2	2	10	1	0	1	1	1	1	0	0	0	0	0
09/09/2023	Miles	L 17-21	3	3	21	3	2	1	0	0	0	0	0	0	0	0
Totals 5 of 5 (100.0%)			5	5	31	4	2	2	1	1	1	0	0	0	0	0



2023-24 Alabama St. Football  
Individual Statistics  
All games

Page 1/2  
as of Sep 19, 2023

### Rushing

Player	gp	att	gain	loss	net	avg	td	lg	avg/g
Demetrius Davis	2	18	130	38	92	5.1	0	36	46.0
Ja'Won Howell	2	21	87	5	82	3.9	0	30	41.0
Jaylen Sulton	2	10	35	17	18	1.8	0	14	9.0
Damon Stewart	2	2	9	0	9	4.5	0	5	4.5
Marcus Harris II	1	1	2	0	2	2.0	0	2	2.0
Tacaris Bozeman	1	4	4	3	1	0.3	0	2	1.0
Team	2	2	0	1	-1	-0.5	0	0	-0.5
<b>Total</b>	<b>2</b>	<b>59</b>	<b>267</b>	<b>64</b>	<b>203</b>	<b>3.4</b>	<b>0</b>	<b>36</b>	<b>101.5</b>
<b>Opponents</b>	<b>2</b>	<b>77</b>	<b>255</b>	<b>43</b>	<b>212</b>	<b>2.8</b>	<b>2</b>	<b>16</b>	<b>106.0</b>

### Passing

Player	gp	effic	comp-att-int	pct	yds	td	lg	avg/g
Demetrius Davis	2	142.5	29-44-2	65.9	331	3	63	165.5
Damon Stewart	2	99.5	5-8-1	62.5	59	0	26	29.5
<b>Total</b>	<b>2</b>	<b>135.9</b>	<b>34-52-3</b>	<b>65.4</b>	<b>390</b>	<b>3</b>	<b>63</b>	<b>195.0</b>
<b>Opponents</b>	<b>2</b>	<b>102.4</b>	<b>28-55-3</b>	<b>50.9</b>	<b>330</b>	<b>2</b>	<b>39</b>	<b>165.0</b>

### Receiving

Player	gp	no.	yds	avg	td	lg	avg/g
Kisean Johnson	2	16	210	13.1	3	63	105.0
Tyree Saunders	2	7	91	13.0	0	26	45.5
Isaiah Scott	2	3	29	9.7	0	15	14.5
Dylan Creech	2	2	14	7.0	0	12	7.0
Jalen Jones	2	2	7	3.5	0	10	3.5
Ajai Harrell	1	2	15	7.5	0	8	15.0
Demontrez Brown	2	1	10	10.0	0	10	5.0
Jaylen Sulton	2	1	14	14.0	0	14	7.0
<b>Total</b>	<b>2</b>	<b>34</b>	<b>390</b>	<b>11.5</b>	<b>3</b>	<b>63</b>	<b>195.0</b>
<b>Opponents</b>	<b>2</b>	<b>28</b>	<b>330</b>	<b>11.8</b>	<b>2</b>	<b>39</b>	<b>165.0</b>

### Punt Returns

Player	no.	yds	avg	td	lg
Robert McMinn	3	33	11.0	0	31
<b>Total</b>	<b>3</b>	<b>33</b>	<b>11.0</b>	<b>0</b>	<b>31</b>
<b>Opponents</b>	<b>2</b>	<b>1</b>	<b>0.5</b>	<b>0</b>	<b>1</b>

### Interceptions

Player	no.	yds	avg	td	lg
Mikey Victor	1	1	1.0	0	1
Rhoady Jean-Louis	1	-5	-5.0	0	0
Ethan Tookes	1	70	70.0	1	70
<b>Total</b>	<b>3</b>	<b>66</b>	<b>22.0</b>	<b>1</b>	<b>70</b>
<b>Opponents</b>	<b>3</b>	<b>17</b>	<b>5.7</b>	<b>0</b>	<b>17</b>

### Kick Returns

Player	no.	yds	avg	td	lg
Eric Horn	1	23	23.0	0	23
Jalen Jones	1	20	20.0	0	20
<b>Total</b>	<b>2</b>	<b>43</b>	<b>21.5</b>	<b>0</b>	<b>23</b>
<b>Opponents</b>	<b>3</b>	<b>52</b>	<b>17.3</b>	<b>0</b>	<b>20</b>

### Fumble Returns

Player	no.	yds	avg	td	lg
Stefon Young-Rolle	1	0	0.0	0	0
Jon Smith-Cobb	1	0	0.0	0	0
<b>Total</b>	<b>2</b>	<b>0</b>	<b>0.0</b>	<b>0</b>	<b>0</b>
<b>Opponents</b>	<b>0</b>	<b>0</b>	<b>0.0</b>	<b>0</b>	<b>0</b>



2023-24 Alabama St. Football  
Individual Statistics  
All games

Page 2/2  
as of Sep 19, 2023

### Scoring

Player	td	fg	PAT						pts
			kick	rush	rcv	pass	dxp	saf	
Kisean Johnson	3	-	-	-	-	-	-	-	18
Jaydon John	-	1-3	4-4	-	-	-	-	-	7
Ethan Tookes	1	-	-	-	-	-	-	-	6
<b>Total</b>	<b>4</b>	<b>1-3</b>	<b>4-4</b>	<b>0</b>	<b>0</b>	<b>0</b>	<b>0</b>	<b>0</b>	<b>31</b>
<b>Opponents</b>	<b>4</b>	<b>1-1</b>	<b>4-4</b>	<b>0</b>	<b>0</b>	<b>0</b>	<b>0</b>	<b>0</b>	<b>31</b>

### Field Goals

Player	fg	pct.	01-19	20-29	30-39	40-49	50-99	lg	blk
Jaydon John	1-3	33.3	0-0	1-1	0-0	0-2	0-0	29	0
<b>Opponents</b>	<b>1-1</b>	<b>100.0</b>	<b>0-0</b>	<b>0-0</b>	<b>0-0</b>	<b>1-1</b>	<b>0-0</b>	<b>40</b>	<b>0</b>

### FG Sequence

Team Name	Alabama St.	Opponents
Southern U.	41,47	(40)
Miles	(29)	

Numbers in (parentheses) indicate field goal was made

### Total Offense

Player	g	plays	rush	pass	total	avg/g
Dematrius Davis	2	62	92	331	423	211.5
Ja'Won Howell	2	21	82	0	82	41.0
Damon Stewart	2	10	9	59	68	34.0
Jaylen Sulton	2	10	18	0	18	9.0
Marcus Harris II	1	1	2	0	2	2.0
Tacaris Bozeman	1	4	1	0	1	1.0
Team	2	0	-1	0	-1	-0.5
<b>Total</b>	<b>2</b>	<b>111</b>	<b>203</b>	<b>390</b>	<b>593</b>	<b>296.5</b>
<b>Opponents</b>	<b>2</b>	<b>132</b>	<b>212</b>	<b>330</b>	<b>542</b>	<b>271.0</b>

### Punting

Player	no.	yds	avg	lg	tb	fc	i20	50+	blk
Harrison Tuck	7	256	36.6	43	3	2	1	0	0
Team	1	43	43.0	0	0	0	0	0	0
<b>Total</b>	<b>8</b>	<b>299</b>	<b>37.4</b>	<b>43</b>	<b>3</b>	<b>2</b>	<b>1</b>	<b>0</b>	<b>0</b>
<b>Opponents</b>	<b>10</b>	<b>340</b>	<b>34.0</b>	<b>46</b>	<b>2</b>	<b>2</b>	<b>2</b>	<b>0</b>	<b>0</b>

### Kickoffs

Player	no.	yds	avg	tb	ob	retn	net	ydln
Jaydon John	8	461	57.6	4	0			
<b>Total</b>	<b>8</b>	<b>461</b>	<b>57.6</b>	<b>4</b>	<b>0</b>	<b>3</b>	<b>36</b>	<b>29</b>
<b>Opponents</b>	<b>6</b>	<b>336</b>	<b>56.0</b>	<b>3</b>	<b>0</b>	<b>2</b>	<b>36.3</b>	<b>28</b>

### All Purpose

Player	g	rush	rcv	pr	kr	ir	total	avg/g
Kisean Johnson	2	0	210	0	0	0	210	105.0
Dematrius Davis	2	92	0	0	0	0	92	46.0
Tyree Saunders	2	0	91	0	0	0	91	45.5
Ja'Won Howell	2	82	0	0	0	0	82	41.0
Ethan Tookes	1	0	0	0	0	70	70	70.0
Robert McMinn	2	0	0	33	0	0	33	16.5
Jaylen Sulton	2	18	14	0	0	0	32	16.0
Isaiah Scott	2	0	29	0	0	0	29	14.5
Jalen Jones	2	0	7	0	20	0	27	13.5
Eric Horn	1	0	0	0	23	0	23	23.0
Ajai Harrell	1	0	15	0	0	0	15	15.0
Dylan Creech	2	0	14	0	0	0	14	7.0
Demontrez Brown	2	0	10	0	0	0	10	5.0
Damon Stewart	2	9	0	0	0	0	9	4.5
Marcus Harris II	1	2	0	0	0	0	2	2.0
Mikey Victor	2	0	0	0	0	1	1	0.5
Tacaris Bozeman	1	1	0	0	0	0	1	1.0
Rhody Jean-Louis	2	0	0	0	0	-5	-5	-2.5
Team	2	-1	0	0	0	0	-1	-0.5
<b>Total</b>	<b>2</b>	<b>203</b>	<b>390</b>	<b>33</b>	<b>43</b>	<b>66</b>	<b>735</b>	<b>367.5</b>
<b>Opponents</b>	<b>2</b>	<b>212</b>	<b>330</b>	<b>1</b>	<b>52</b>	<b>17</b>	<b>612</b>	<b>306.0</b>



**2023-24 Alabama St. Football**  
**Game Results**  
**All games**

Page 1/1  
as of Sep 19, 2023

**Team Results**

Date	Opponent		Score	Overall	Conf	Time	Attend
09/02/2023	Southern U.	W	14-10	1-0	0-0	3:31	22726
09/09/2023	Miles	L	17-21	1-1	0-0	2:59	9506