



FOOTBALL

BAMASTATESPORTS.COM | @BAMASTATEFB | #SWARMAS1

2K22 HORNETS FOOTBALL GAME NOTES

GAME

3

UCLA

Sept. 10, 2022 • 4:00 PM

PASADENA, CALIF. | ROSE BOWL STADIUM

» GAME DAY INFORMATION

Location	Pasadena, Calif
Kickoff	4:05 PM (CT)
Site	Rose Bowl Stadium
Capacity	90,888
Surface	Natural Grass

» INSIDE THE SERIES

Meeting	1st
Series Record:	0-0
Last Meeting	--
Location	--
Result	--

» GET SOCIAL!

Official Twitter Account	@BamaStateSports
Football Twitter Accounts	@BamaStateFB @erob50
Instagram Account	@BamaStateSports
Facebook Account	Facebook.com/BamaStateSports
Hashtags	#SWARMAS1

» HORNETS ON THE AIR

Radio	ASU Sports Network
STATIONS:	WVAS (CAMPUS)
	94.1 FM & 102.7 FM 950 AM Montgomery
	95.7 Greenville 96.7 Pine Hill/Selma
	106.3 Troy 920 AM Luverne
Online (OS Android)	BamaStateSports.com WVASFM.org
Flagship Station	WVAS ASU Campus
Play-by-Play	Graham Dunn (1st season)
Analyst	Kamarri Darrington (2nd season)
Analyst	Fred Singleton (1st season)

» TELEVISION

NETWORK	PAC 12 Network
Play-by-Play	JB Long
Analyst	Nigel Burton

HORNETS

2-0
OVERALL

0-0
SWAC

NR
RANKINGS

EDDIE ROBINSON JR
HEAD COACH

2-0
OVERALL

1st
SEASON



ALABAMA STATE
AT
UCLA

SEPT 10, 2022 | 4:05 PM (CT)

ROSE BOWL STADIUM
PASADENA, CALIF.

BRUINS

1-0
OVERALL

0-0
PAC 12

NR
RANKINGS

CHIP KELLY
HEAD COACH

19-25
OVERALL

5th
SEASON



HORNETS HEAD WEST TO TAKE ON UCLA

- **HORNETS HEAD WEST:** Alabama State University heads west to take on the UCLA Bruins (1-0) on Saturday, Sept. 10 at Rose Bowl Stadium in Pasadena, California. The game will be aired on the PAC 12 Network with kickoff slated for 4 p.m. (CDT)/2 p.m. (PST).
- **INSIDE THE SERIES:** This is the 1st meeting between Alabama State and UCLA and the first-ever meeting for the Hornets against an opponent from the state of California.
- **REMEMBERING AWYSUM HARRIS:** The Hornets will wear an AH sticker on their helmets and the number 50 jersey and helmet will be displayed in his locker throughout the 2022 season in remembrance of sophomore linebacker (#50) Awysum Harris of Decatur, Ala. Additionally, the jersey will accompany the team and rest at the defensive bench during each game.
- **ROSE BOWL CONNECT2ON:** Alabama State Associate Athletic Director for Strategic Communications Fred Singleton's grandfather Fred Singleton, Sr., played on the University of Alabama's 1930 National Championship team that defeated Washington State in the 1930 Rose Bowl. Singleton was an All-American in 1929 and 1930. Soon after, famed bandleader Rudy Vallee introduced the song "Football Freddy" on his national radio program and dedicated it to Singleton. The tune became a national hit. Singleton would also play professional baseball as an outfielder with the Brooklyn Dodgers and Washington Senators, batting .271/.382/.401 with 7 home runs and 85 RBI in 181 games.
- **BOXTOROW RANKINGS:** Alabama State moved into both BOXTOROW FCS HBCU Coaches Poll and Media Poll after a 2-0 start to the 2022 season. The Hornets are ranked 9th in the Coaches Poll and 8th in the Media Poll entering this week.
- **FIRST TIME SINCE:** Alabama State is off to a 2-0 start for the first time since 2010 following wins over Howard University and Miles College. The Hornets defeated Mississippi Valley State and Arkansas-Pine Bluff to open the 2010 season on the way to a 3-0 start before finishing the year 7-5 overall and 6-3 in the SWAC.
- **GADDY'S BIG NIGHT:** Defensive end Brandon Gaddy set career-highs with 10 tackles and two sacks in the Hornets 21-13 win over Miles College in the Labor Day Classic. Gaddy also had a fumble forced and added a tackle for loss on the night. The Virginia Beach, Va., native was selected the Labor Day Classic Defensive Player of the Game.
- **LABOR DAY CLASSIC HONORS:** Quarterback Myles Crawley was named the Offensive Player of the Game completing 9-of-18 passes for 162 yards and one touchdown in the Labor Day Classic versus Miles College.
- **SPREADING THE WEALTH:** Demetrius Davis and Myles Crawley have combined for 28 completions to 10 different receivers. Crawley's 223 passing yards are 4th in the SWAC. Isaiah Scott has a team-high six catches while his 143 receiving yards lead the SWAC and rank 10th nationally. La'Vontae Shenault follows with 94 yards (3rd/SWAC) and five receptions. Jacory Merritt-Croskey is the top target out of the backfield with four grabs for 52 yards (14th SWAC).

SCHEDULE & RESULTS



vs. HOWARD
AUG. 27 | W, 23-13
MEAC-SWAC CHALLENGE
ESPN



MILES COLLEGE
SEPT. 3 | W, 21-13
LABOR DAY CLASSIC
ESPN+



@ UCLA
SEPT. 10 | 4 PM
ROSE BOWL
PAC 12 NETWORK



PRAIRIE VIEW A&M
SEPT. 24 | 5 PM



@ TEXAS SOUTHERN
OCT. 1 | 5 PM



JACKSON STATE
OCT. 8 | 2 PM
HOMECOMING
ESPNU



MISS. VALLEY ST.
OCT. 16 | 2 PM



vs. ALABAMA A&M
OCT. 29 | 2 PM
MAGIC CITY CLASSIC
ESPN Network TBA



@ BETHUNE
COOKMAN
NOV. 5 | 4 PM



FLORIDA A&M
Nov. 12 | 2 PM



ARK.-PINE BLUFF
NOV. 24 | 2 PM
TURKEY DAY CLASSIC
ESPN+

ALABAMA STATE QUICK FACTS

Location	Montgomery, Ala.
Founded	1867
Enrollment	3,614
Nickname	Hornets
Colors	Black and Old Gold
Conference	Southwestern Athletic (SWAC)
Affiliation	NCAA FCS
President	Dr. Quinton T. Ross, Jr.
Athletic Director	Dr. Jason Cable
Deputy Athletic Director	Cyrus Russ
FAR	Dr. Carmela Drake
Athletic Department Phone	(334) 229-4507
Website	BamaStateSports.com

STADIUM INFORMATION

Home Field	ASU Football Stadium
Opened	2012
Capacity	26,000
Surface	Field Turf Vertex Core
Record at ASU Football Stadium	28-16

HISTORY

First Year of Football	1901
All-Time Record	472-396-23
SWAC Championships	2 1991, 2004
SWAC Championship Game Appearances Last Appearance	4 2010
HBCU National Championships	1 1991

TEAM INFORMATION

2021 Final Record	5-6
SWAC	3-5 4th SWAC East Division
Final National Ranking	n/a
Basic Offense	RPO Spread
Basic Defense	4-2-5
Starters Returning/Lost	13
Offense	6
Defense	6
Specialty	1

COACHING STAFF

Head Coach	Eddie Robinson Jr.
Alma Mater/Year	Alabama State 1992
Record at ASU/Years	2-0 1st Year
Career Collegiate Record	2-0 1st Year
Football Office Phone	(334) 229-4444
Best Time To Reach	Contact Strategic Communications

ASSISTANT COACHES

Harry Williams, Jr. (Prairie View A&M, 2011)	Offensive Coordinator QB
Ryan Lewis, Sr. (Bethune-Cookman, 2015)	Defensive Coordinator LB
Alex Jackson III (Georgia, 2022)	Assistant Coach OL
Jacoby Jones	Assistant Coach WR
Don Nelson (Midwestern State, 2019)	Assistant Coach TE
Greg Ruffin (Lane College, 2003)	Assistant Coach RB
James Williams (Texas Southern, 1992)	Assistant Coach DB
Miles Brandon	Assistant Coach DL
Andre Pope (Alabama State, 2005)	Assistant Coach LB Special Teams Coordinator
Charles Gibson	Graduate Assistant Coach

ATHLETIC TRAINING

Courtney Perkins	Assistant AD for Sports Medicine
Megan Fox	Assistant Athletic Trainer
Christy Daniels	Assistant Athletic Trainer

SUPPORT STAFF

LaToya M. Williams	Associate Athletic Director for Football Administration
Dante Tyson-Bey	Football Equipment Manager
Deondri Clark	Director of Football Operations / Chief of Staff
Christopher Robb	Director of Video Operations
Jemet Baine	Football Administrative Secretary

EXTERNAL RELATIONS | STRATEGIC COMMUNICATIONS

Alabama State University Office of Strategic Communications provides a full service public relations shop to members of the media. Game day services include credentials, statistics, photography, video clips (where available), and post-game access to coaches and student-athletes. The Office of Strategic Communications is located in the football press box on the fifth floor of the ASU Football Stadium.



FRED SINGLETON



JUSTIN MORDECAI



DANIEL QUIZON

Associate AD for Strategic Communications | Football Fred Singleton

E-Mail: fsingleton@alasu.edu | Office: (334) 229-2601 | Cell: (334) 451-8598

Director Strategic Communications | Secondary Football..... Justin Mordecai

E-Mail: jamordecai@alasu.edu | Office: (334) 229-2601 | Cell: (404) 713-9866

ALABAMA STATE MEDIA POLICIES

POSTGAME INTERVIEWS: Head coach Eddie Robinson Jr. and selected student-athletes will be available to the media via Zoom following all home games, and selected road games upon request. Any requests for additional coaches or student-athletes not selected may be made to Fred Singleton any point during or immediately after the game.

GAME NOTES: Game notes for all games are available on the football page on BamaStateSports.com.

CREDENTIALS: Credentials for covering Alabama State's 2022 football season, can be obtained by following the credential requests guidelines on BamaStateSports.com.

DISTRIBUTION LIST: To be added to the Alabama State Athletics media distribution list, email send your media outlet and email addresses to Associate AD of Athletic Strategic Communications, Fred Singleton. All outlets on the distribution list will receive PDFs of the final book following each game.

WEEKLY SCHEDULE

MONDAY	TUESDAY	WEDNESDAY	THURSDAY	FRIDAY	SATURDAY	SUNDAY
OFF DAY	Practice 7:00 am - 9 am	Practice 7:00 am - 9 am	Practice 7:00 am - 9 am	Practice TBA	@ UCLA 4:0 pm (CT)	OFF DAY
NO INTERVIEWS	POST PRACTICE	WEEKLY PRESS 10 am	TRAVEL DAY	NO INTERVIEWS	INTERVIEWS POST GAME	NO INTERVIEWS
5	6	7	8	9	10	4

SOUTHERN ATHLETIC CONFERENCE FOOTBALL STANDINGS

EAST DIVISION

SCHOOL	SWAC	C%	OVERALL	%	STK
Jackson State	1-0	1.000	1-0	1.000	W1
Alabama State	0-0	.000	2-0	1.000	W2
Bethune-Cookman	0-0	.000	0-1	.000	L1
Mississippi Valley State	0-0	.000	0-1	.000	L1
Alabama A&M	0-0	.000	0-1	.000	L1
Florida A&M	0-1	.000	0-2	.000	L2

WEST DIVISION

SCHOOL	SWAC	C%	OVERALL	%	STK
Prairie View A&M	1-0	1.000	1-0	1.000	W1
Southern	0-0	.000	1-0	1.000	W1
Arkansas-Pine Bluff	0-0	.000	1-0	1.000	W1
Alcorn State	0-0	.000	0-1	.000	L1
Grambling State	0-0	.000	0-1	.000	L1
Texas Southern	0-1	.000	0-1	.000	L1



THIS WEEK IN THE SWAC

SUNDAY, SEPT. 4 (Miami Gardens, Fla.)

Florida A&M vs Jackson State	ESPN2	2:00 PM
------------------------------	-------	---------

SATURDAY, SEPT. 10

Texas Southern @ North Texas	ESPN3	TBA
Mississippi Valley St. @ Austin Peay	ESPN+	3:00 PM
South Carolina St. @ Bethune-Cookman		3:00 PM
Alabama State @ UCLA	PAC 12	4:00 PM
Albany State @ Florida A&M		5:00 PM
Alabama A&M @ Troy	ESPN3	6:00 PM
Jackson State vs Tenn. St. (Memphis, TN)		6:00 PM
Grambling St. vs Northwestern St. (Shreveport, LA)		6:00 PM
North American @ Ark.-Pine Bluff		6:00 PM
Alcorn State @ Tulane		6:00 PM
Southern @ LSU		6:30 PM
Prairie View A&M @ Abilene Christian		7:00 PM

SATURDAY, SEPT. 24

Texas Southern @ UTSA		TBA
Mississippi Valley St. @ Jackson State		1:00 PM
Grambling State @ Bethune-Cookman		1:00 PM
Alabama A&M @ Florida A&M U		5:00 PM
Prairie View A&M @ Alabama State		5:00 PM
Arkansas-Pine Bluff @ Alcorn State		6:00 PM

➡ PRESEASON ALL-SWAC: The SWAC announced its 2022 Preseason All-Conference Football selections during SWAC Football Media Day in Birmingham, Ala. Safety **Irshaad Davis** and offensive lineman **Robert Alston IV** were First-Team Preseason All-SWAC selections. Davis posted a team-high 67 tackles (13th SWAC), 40 solo stops, on the way to garnering Second-Team All-SWAC honors in 2021. Davis tied for third in the SWAC with three interceptions and had six tackles for loss and two sacks.

➡ SWAC PRESEASON POLL: The league's 2022 predicted order of Finish announced Jackson State (116) as the top pick in the SWAC Eastern Division. Florida A&M (108), Alabama A&M (87), **Alabama State (60)**, Bethune-Cookman (56), and Mississippi Valley State (35) make up the East Division rankings. Southern (111) was tabbed to finish first-place in the SWAC Western Division. Alcorn State (110), Prairie View A&M (82), Grambling State (77), Arkansas-Pine Bluff (42), and Texas Southern (40) round out the West Division rankings.

SWAC OFFENSIVE PLAYER OF THE WEEK

Sept. 5	Shedeur Sanders, Jackson State
Sept. 12	
Sept. 19	
Sept. 26	
Oct. 3	
Oct. 10	
Oct. 17	
Oct. 24	
Oct. 31	
Nov. 7	
Nov. 14	
Nov. 21	
Nov. 28	

SWAC DEFENSIVE PLAYER OF THE WEEK

Sept. 5	Lewis Matthews, Grambling State
Sept. 12	
Sept. 19	
Sept. 26	
Oct. 3	
Oct. 10	
Oct. 17	
Oct. 24	
Oct. 31	
Nov. 7	
Nov. 14	
Nov. 21	
Nov. 28	

SWAC SPECIAL TEAMS PLAYER OF THE WEEK

Sept. 5	Maurice Lloyd, Ark.-Pine Bluff
Sept. 12	
Sept. 19	
Sept. 26	
Oct. 3	
Oct. 10	
Oct. 17	
Oct. 24	
Oct. 31	
Nov. 7	
Nov. 14	
Nov. 21	
Nov. 28	

SWAC NEWCOMER OF THE WEEK

Sept. 7	Jarveon Howard, Alcorn State
Sept. 14	
Sept. 21	
Sept. 28	
Oct. 5	
Oct. 12	
Oct. 19	
Oct. 26	
Nov. 2	
Nov. 9	
Nov. 16	

AMERICAN FOOTBALL COACHES ASSOCIATION
PRESEASON TOP 25 POLL

#	SCHOOL (1ST VOTES)	'22 RECORD	PTS.	PREV
1	North Dakota St. (26)	1-0	698	1
2	Montana (1)	1-0	666	2
3.	South Dakota St. (1)	0-1	634	3
4.	Montana St.	1-0	624	4
5.	Villanova	1-0	586	5
6.	Sacramento St.	1-0	539	7
7.	Missouri St.	1-0	506	8
8.	East Tennessee St.	1-0	417	11
9.	UIW	1-0	410	14
10.	Chattanooga	1-0	405	13
11.	Eastern Washington	1-0	390	12
12.	Stephen F. Austin	1-1	368	10
13.	Delaware	1-0	354	19
14.	UT Martin	1-0	346	15
15.	Jackson St.	1-0	343	17
16.	Holy Cross	1-0	244	18
17.	Weber St.	1-0	225	20
18.	Kennesaw St.	0-1	216	6
19.	Southern Illinois	0-1	175	9
20t.	Rhode Island	1-0	160	24t
20t.	Southeastern Louisiana	0-1	160	16
22.	William & Mary	1-0	124	NR
23.	Mercer	1-1	84	23
24.	Northern Iowa	0-1	72	21
25.	UC Davis	0-1	67	22

Receiving Votes: Samford, 59; Richmond, 44; Furman, 30; Harvard, 22; Portland St., 18; Illinois St., 17; Dartmouth, 16; Austin Peay, 14; Princeton, 12; Fordham, 10; Central Arkansas, 7; Houston Baptist, 7; South Dakota, 5; VMI, 5; Youngstown St., 4; Florida A&M, 3; North Carolina Central, 3; Elon, 2; Georgetown, 2; North Dakota, 2; Eastern Illinois, 1; Eastern Kentucky, 1; Idaho, 1; Nicholls, 1; South Carolina St., 1.

STATS PERFORM FCS TOP 25

#	SCHOOL (1ST VOTES)	'22 RECORD	PTS.	PREV
1	North Dakota State (52)	1-0	1,348	1
2	South Dakota State (2)	0-1	1,259	2
3	Montana	1-0	1,244	3
4	Montana State	1-0	1,210	4
5	Missouri State	1-0	1,065	5
6	Villanova	1-0	1,064	6
7	Sacramento State	1-0	1,009	7
8	UIW	1-0	899	14
9	ETSU	1-0	815	11
10	Delaware	1-0	768	19
11	Chattanooga	1-0	752	12
12	Eastern Washington	1-0	719	13
13	Jackson State	1-0	700	15
14	UT Martin	1-0	518	18
15	Holy Cross	1-0	495	16
16	Weber State	1-0	451	20
17	Southern Illinois	0-1	450	9
18	Stephen F. Austin	1-1	394	10
19	Kennesaw State	0-1	379	8
20	William & Mary	1-0	350	NR
21	Southeastern Louisiana	0-1	348	17
22	Rhode Island	1-0	324	22
23	Mercer	1-1	206	23
24	Northern Iowa	0-1	187	21
25	Samford	1-0	162	NR

Receiving Votes: Richmond (0-1) 104; UC Davis (0-1) 85; Eastern Kentucky (0-1); 67; South Dakota (0-1); 44; Furman (1-0); 31; Dartmouth (0-0); 30; New Hampshire (1-0) 14; Elon (0-1); 13; North Dakota (0-1) 11; North Carolina Central (1-0) 3; Austin Peay (1-1) 3.

SERIES NOTEBOOK: UCLA

- This is the **1st** meeting between **Alabama State** and **UCLA** and the first-ever meeting for the Hornets against an opponent from the state of California.
- UCLA is under the direction of fifth-year head coach **Chip Kelly**, who became the Bruins head football coach Nov. 25, 2017. Kelly owns a collegiate record of 65-32 compiled in four-plus seasons at UCLA and four more as head coach at University of Oregon (2009-2012). During that span in Eugene, Ore., his Duck teams captured first or a share of first in the North Division of the conference — including three straight outright championships from 2009-2011 — and made four appearances in BCS bowl games. Kelly guided Oregon to the national championship game (2010), two Rose Bowls (after 2011, 2009 seasons) and the Fiesta Bowl after the 2012 season. He was named the 2009 and 2010 Pac-12 Coach of the Year, 2010 Eddie Robinson Coach of the Year, 2010 Walter Camp Coach of the Year, 2010 Sporting News Coach of the Year, 2010 AFCA Coach of the Year and 2010 Associated Press Coach of the Year.
- UCLA has now won four straight games after its 2022 season-opening victory over Bowling Green. The last time UCLA earned four straight wins was during the 2015 season. It last won five straight contests in 2014. The Bruins closed the 2021 season with wins over Colorado, USC and California while scoring at least 40 points in each contest. UCLA outscored its counterparts by a 93-16 margin in the second halves of these games and outpointed the Falcons 21-0 after the break.
- UCLA's 626 yards of total offense against BGSU marked the third time a Bruin team coached by Chip Kelly hit the 600-yard mark (609 at USC in 2021, 657 at Washington State in 2019).
- UCLA compiled 626 yards of total offense in the win over Bowling Green, the most since it racked up 657 in a comeback win at Washington State Sept. 22, 2019. It is the third time in head coach Chip Kelly's Bruin tenure the team has recorded 600 or more yards (also 609 at USC in 2021).
- UCLA held BGSU to 162 yards of total offense in the opener (39 rushing, 125 passing) ... it marked the first time UCLA held a team under 200 yards since its 2020 game against California (176). The last time a UCLA defense limited an opponent to fewer than 162 yards of total offense was 2008, when Arizona State gained 122 yards (21 rushing, 101 passing).
- UCLA scored 40 plusu points in four straight games for the first time since 1998, when it did so in five straight.

BRUINS

1-0
OVERALL

0-0
PAC 12

NR
RANKINGS

CHIP KELLY
HEAD COACH

19-25
OVERALL

5th
SEASON

Ucla

SERIES HISTORY

- Second meeting in series history
- Overall: Hornets lead 0-0
- In Montgomery, Ala.: n/a
- In Birmingham, Ala.: n/a
- Last Five Meetings: n/a
- Last 10 Meetings: n/a

Ucla

GM	W/L	DATE	ASU	LOCATION	UCLA
1	—	Sept. 10, 2022	—	Pasadena, Calif.	

HOW THEY COMPARE

HORNETS (2-0, 0-0 SWAC)	BRUINS (1-0, 0-0 PAC 12)
22.0	PPG 45.0
34 17.0	1ST DOWNS 30 30.0
114.0	RUSH YPG 269.0
233.0	PASS YPG 357.0
347.0	TOTAL OFFENSE 626.0
3	PASS TD 3
2	PASS INT 1
3	RUSH TD 3
1-of-1	FG 1-of-3
35:33	T.O.P. 34:48
4.0 (26)	SACKS ALLOWED 2 (8)
13.0	SCORING DEFENSE 17.0
123.0	RUSH YPG/ALLOWED 37.0
123.5	PASS YPG/ALLOWED 125.0
246.5	TOTAL OFFENSE/ALLOWED 162.0
7 (49)	SACKS BY 2 (11)
1	INTERCEPTIONS BY 0
4/2	FUMBLES FORCED/RECOVERED 2/1

BY THE NUMBERS: ALABAMA STATE @ UCLA



0-0
SERIES RECORD

0-0

Last 3 GM @ MONTGOMERY, ALA.

—

MILES PPG

—

ALABAMA STATE PPG

Ucla



NEWS, NOTES, & SIDEBAR STATS

- ➔ **#SWARMAS1 D:** The Hornets are off to an impressive start defensively, leading the SWAC with seven sacks for 49 yards. ASU ranks third in pass defense, (123.0), total defense (246.5/16thFCS), scoring defense (13.0), and rush defense (123.5). Alabama State yielded a season-low 78 yards in the first half and just 225 total yards against Miles College. The previous week, ASU held Howard to 109 yards in the second half on the way to a 23-13 win in the MEAC-SWAC Challenge in Atlanta. The Hornets lead the SWAC and rank **7th** in the FCS in fumbles recovered (2) and are **2nd** in the SWAC and **12th** nationally in turnovers gained (3).
- ➔ **SACK ATTACK:** The Hornets are **3rd** in the SWAC and **18th** in FCS with 3.5 sacks per game. **Steffon Young-Rolle** and **Brandon Gaddy** are second in the SWAC with 1.50 sacks (**16th FCS**) per contest.
- ➔ **BEHIND ENEMY LINES:** **Brandon Gaddy's** five solo tackles for loss lead the SWAC while his seven tackles for loss top the league stats. **Kelvin Stokes** and **Adrian Maddox** are tied for **3rd** with 4.0 tackles for loss. The Hornets ranked **5th** in the SWAC and **17th** in FCS in tackles for loss with 9.0 per game.
- ➔ **PASS DEFENSE:** **Naytron Culpepper** tops the SWAC in passes defended with five while **Chauncey Moore** is tied for **2nd** with Jackson State's Travis Hunter and Herman Smith with two. **Adrian Maddox's** one interception is tied for 1st in the conference.
- ➔ **SPECIAL TEAMS:** Punt returner **Robert McMinn** is averaging 8.3 yards per punt return, ranking **2nd** in the conference and **13th** in the FCS. He is also **4th** in combined kick return yards (66). **Aubrey Grace** is **3rd** in the SWAC, averaging 39.8 yards a punt while leading the SWAC in punts inside the 20 (4).
- ➔ **D-DAVIS MVP:** **Demetrius Davis** completed 16-of-23 passes for 184 yards and one touchdown while adding 37 yards on the ground to garner MEAC-SWAC Challenge Most Valuable Player Honors after leading the Hornets to a 23-13 win over Howard. The performance also earned the freshman from Houston, Texas, was named **BOXTOROW National Player of the Week** and the **Light On Sports D1 FCS Freshman of the Week** honors. Davis' 184 yards passing ranked **3rd** on the weekend in FCS and **2nd** among HBCU schools. Davis' 184 yards ranked third in the country in FCS and second among SWAC quarterbacks.
- ➔ **HBCU TOP 50 NFL:** **Keenan Issac** and **Irshaad Davis** garnered a lot of preseason attention after recently being named to Jordan Reid's ESPN Top 50 HBCU NFL Prospects. Issac is ranked **18th** while Davis is listed at **32nd** on the list.
- ➔ **BOXTOROW AA:** **Irshaad Davis** was named to the **BOXTOROW** Preseason HBCU All-American list. The SWAC dominated the list with 15 selections out of the 28 players named to the team.
- ➔ **EAST-WEST SHRINE BOWL 1000 LIST:** The East-West Shrine Bowl announced its list of all-star game-eligible players from the SWAC, MEAC, Big South, and CIAA, who were determined eligible for the 1000 List for the 2023 East-West Shrine Bowl, and the 2023 NFL Draft. Alabama State's **Naytron Culpepper** and cornerback **Keenan Issac** are among 16 SWAC players with the potential to receive an invitation to play in the 2023 East-West Shrine Game on Feb. 2 in Las Vegas, Nev.
- ➔ **FCS PUNTER OF THE YEAR WATCH LIST:** Punter **Aubrey Grace** was named to the Augusta Sports Council's preseason watch list for the 2022 FCS Punter of the Year Award, which honors the nation's top collegiate FCS punter. Grace earned **BOXTOROW** All-American and All-SWAC Second-Team honors in 2021. The Pike Road High product was among the nation's best in punting with a 41.1-yard average, averaging a season-best 48 yards per punt against Mississippi Valley State. Additionally, Grace forced three

fair catches and pinned seven punts inside the 20 and nine of over 50 yards. The 22 candidates on the list incorporate a broad spectrum of Football Championship Series (FCS) punters.

- ➔ **HBCU POWER RANKINGS:** **Alabama State** moved from **15th** to **10th** in the NCAA HBCU Power Rankings. The Hornets finished 16th in the final 2021 HBCU Power Rankings. Jackson State tops the poll followed by South Carolina State (2), Tennessee State (3), North Carolina Central (4), and Southern (5). Alcorn State (6), Florida A&M (7), North Carolina A&T (8) and Alabama State (10) round out the top 10.
- ➔ **SWAC GO:** The Allen Media Group (AMG) free-streaming digital platform, HBCU GO -- the leading media provider for the nation's 107 Historically Black Colleges and Universities (HBCUs) -- proudly announced nationwide clearance for their 2022-23 sports season as part of the new carriage deal with CBS owned-and-operated duopoly stations. Alabama State at Bethune-Cookman University on November 5th is one of 11 SWAC football games on **HBCUGO.TV**.
- ➔ **NEW TURF TO DEFEND:** Hornet fans and alumni will experience a fresh new look with the installation of the new FieldTurf at ASU Stadium. The **FieldTurf Vertex CORE** is the latest in turf technology and was installed before summer football camp by FieldTurf Inc. The Houston Markham Football Complex Practice Field is also getting the same turf installed with an expected completion date of Sept. 2022. **FieldTurf CoolPlay** and the FieldTurf Vertex CORE are the primary elements that put ASU Stadium on the cutting edge in player safety.
- ➔ The Vertex CORE is trusted and installed in venues such as the Bank of America Stadium -- Panthers & Charlotte FC, UPMC Rooney Sports Complex -- Pittsburgh Steelers, University of Oregon, Yale, University of Utah, and the Trinity Health Stadium.
- ➔ CoolPlay is an industry-leading cooling infill technology that has been tested to be -35 degrees cooler than traditional systems while Vertex CORE is designed using FieldTurf's legendary three-layer infill recipe, which delivers leading performance and player safety.
- ➔ Vertex CORE is designed to deliver the perfect combination of performance and beauty. Equipped with two legendary FieldTurf fibers, the Classic HD slit-film fiber and the CORE mono filament super fiber, the system delivers leading agility, durability, and aesthetics. The Vertex CORE demonstrates FieldTurf's unwavering dedication to quality and commitment to Changing the Game.
- ➔ **FAMILY AFFAIR:** Junior defensive back **Jakobi Robinson** is the son of current ASU head coach Eddie Robinson Jr. Jakobi Robinson transferred to Alabama State after spending one season at North Carolina A&T.

➔ **ISAAC NAMED SENIOR BOWL WATCH LIST :** **Keenan Issac** was recently added to the 2023 Senior Bowl Watch list announced by Senior Bowl Committee on Wednesday, August 24, 2022. The full watch list on our website at www.seniorbowl.com.

➔ **HORNETS ON THE TUBE** The MEAC-SWAC Challenge against Howard University marks the first of five games that will air on the ESPN family of networks with the first three contests set to be televised. Following the season opener, Miles College pays a visit to ASU Stadium on Sept. 3 for the Labor Day Classic and that will be on ESPN+ at 5 p.m. Game three has Alabama State traveling out west to UCLA on Sept. 10 at 4 p.m. CST on the PAC-12 network. The Hornets welcome Jackson State on Oct. 8 at 2 p.m. on ESPN, while the ESPN network is to be announced for the Magic City Classic on Oct. 29, at 2:30 p.m. against Alabama A&M. Alabama State's annual Turkey Day Classic will air on ESPN+ when the Hornets play host to Arkansas-Pine Bluff at 2 p.m. Overall the SWAC will see 29 games on various ESPN networks, including the 2022 Cricket SWAC Football Championship on ESPN2 on Dec. 3.

➔ PORTAL HORNETS:

4	Demetrius Davis	5-11	202	Fr.	Houston, Texas/Auburn
5	Naytron Culpepper	5-11	192	Sr.	Miami, Fla. / South Florida
8	Demaurez Bellamy	5-10	204	So.	Deland, Fla. / South Florida
8	Ja'Won Howell	6-1	220	So.	Lanett, Ala. / North Alabama
9	Brandon Gaddy	6-3	295	R-Sr.	Virginia Bch, Va. / Maryland
10	Jayce Medlock	6-3	217	So.	Dallas, Texas / UConn
11	Chauncey Moore	5-11	208	Jr.	Washington, D.C. / Temple
12	Jaylon McCluster	6-2	220	Fr.	Largo, Fla. / Florida State
13	Tyree Saunders	6-0	199	So.	Jacksonville, Fla. / East Carolina
15	David Arrington IV	5-11	163	Fr.	Montgomery, Ala. / Jackson State
15	Darius Edmonds	6-5	191	Fr.	Atascocita, Texas / Houston
16	Mikay Victor	6-3	199	So.	Pomona, Calif. / UNLV
19	Quinzel Lockhart	6-3	215	Fr.	Havelock, N.C. / N. Carolina A&T
20	Jakobi Robinson	6-0	208	Fr.	Houston, Texas / N. Carolina A&T
21	Tre Phillips	5-8	168	R-Fr.	Olive Branch, Miss. / Miss. St.
48	Ngankov Mambale	5-9	157	Fr.	Dacula, Fla. / Georgia Southern
75	Ray Curry, Jr.	6-1	321	Fr.	Memphis, Tenn. / Arkansas
88	Elijah Mayes	6-2	250	Jr.	Hephzibah, Ga. / West Georgia
88	Jaelyn Lay	6-6	262	Jr.	Riverdale, Ga. / Clemson
89	Kelvin Stokes	6-1	283	Sr.	Millbrook, Ala. / Purdue
94	Nelson Jordan II	6-2	251	Sr.	Starkville, Miss. / Samford





EDDIE ROBINSON JR

@EROBSO



HC

6-2

1ST

THE ROBINSON JR FILE

» Birthdate:	April 13, 1970
» Alma Mater:	Alabama State (1994)
» Record at Alabama State:	2-0 (1st season)
» SWAC Record:	0-0 (1st season)
» Hometown:	New Orleans, La.
» High School:	Brother Martin, 1988



Eddie Robinson, Jr. was named the 30th head coach in Alabama State University on November 26, 2021, returning to his alma mater.

A native of Louisiana, Robinson was born and raised in New Orleans. He attended Brother Martin High School, graduating in 1988. He furthered his education attending Alabama State University on an academic scholarship. He earned a Bachelor's degree in chemistry in 1994.

He lettered in football all four years and earned All-SWAC honors and SWAC Defensive Player of the Year honors in 1990 and 1991, Sheridan Broadcasting Network All-America honors in 1990 and 1991, as well as Defensive Player of the Year honors in 1991 as a linebacker for the Hornets. Robinson also achieved academic All Conference honors and was recognized as The Toyota Leadership Award recipient in 1990. In 1998, he became the youngest individual to be inducted into the SWAC Hall of Fame at 28 years old, and in 2012 he was recognized as a MEAC/SWAC Challenge Legend.

Robinson was the Houston Oilers' second round pick in the 1992 NFL draft, the 50th player selected.

He was a stalwart in the community during his 11-year NFL career, playing with the Houston Oilers (1992-1995), Jacksonville Jaguars (1996-1997), Tennessee Titans (1998-2001) and Buffalo Bills (2002); appearing in Super Bowl XXXIV with the Titans in 2000. He finished his career with 850 tackles, 23 sacks and six interceptions. Robinson received the Titans Unsung Hero award for the Tennessee Titans during his career. He was the ultimate professional and obtained the knick name "Steady Eddie" for his methodical preparation and on field knowledge of the game, receiving accolades from his coaching staff and teammates for his leadership skills and attention to detail.

Robinson retired from the NFL following the 2002 season and entered the business world, and is currently the owner/manager of Magnolia River LLC Real Estate Investment Company.

He was a college football analyst for Fox Sports South, ESPNU, ESPN3 and Comcast Sports South from 2005 until 2014. In addition he was a co-host on a regionally televised weekly sports show INSIDE SWAC from 2006 to 2009, and continues to broadcast collegiate football games on the radio and appears on sports podcast as a featured guest.

Robinson possesses more than 30 plus years of experience at various levels of Football. He is a stellar ASU Alumnus and a man of vision who has a proven record of success. He assisted ASU in establishing its Football Hall of Fame and has been a consistent supporter of ASU athletic programs financially and by supporting athletic administrations and coaches.

He has worked to support the mission of HBCU's academically and athletically.

He has hosted Youth Football camps at Alabama State University, Texas Southern University and in his Houston Third Ward community. Robinson regularly speaks to high school students and young athletes promoting life skills and planning for success. He is an NFL Ambassador for USA Football helping to promote the game of football to parents and young football players. He mentored and coached an inner-city baseball league in the Sunnyside neighborhood of Houston, and incorporated a program to help young African-American baseball players achieve youth and high school success in baseball with a goal of playing baseball in college and professionally. Two of his players have signed college scholarships to play college baseball with others expected to follow this path and all have plans to attend college. He volunteers his time with the Houston school districts' Real Men Read program, reading to elementary school kids, and sharing his keys to success.

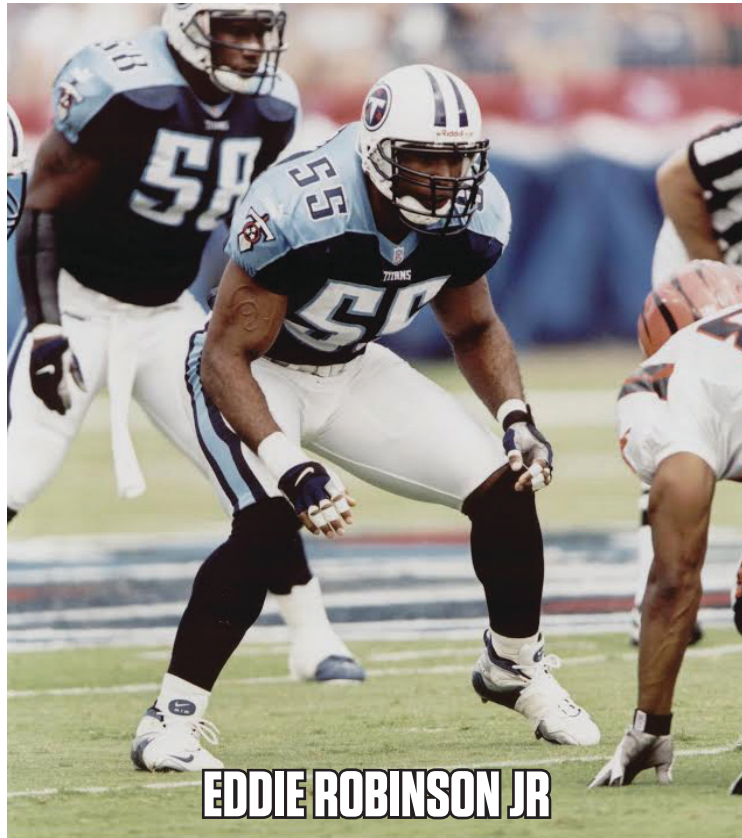
Robinson is a member of the SWAC Alumni Association and a life member of Omega Psi Phi Fraternity and resides in Houston (Texas). He is the father of three sons who participate in high school and college athletics.

NOTEABLES

- Led Alabama State to the 1991 Southwestern Athletic Conference and Black College National Championship.
- College football analyst for Fox Sports South, ESPNU, ESPN3 and Comcast Sports South from 2005 - 2014 and was a co-host on a regionally televised weekly sports show INSIDE SWAC from 2006-2009..
- Drafted by the Houston Oilers in 1992, spending 11 seasons in the NFL from 1992-2002. Houston Oilers (1992-1995), Jacksonville Jaguars (1996-1997), Tennessee Titans (1998-2001) and Buffalo Bills (2002); appearing in Super Bowl XXXIV with the Titans in 2000. He finished his career with 850 tackles, 23 sacks and six interceptions.
- Robinson earned a bachelor's degree in chemistry from Alabama State in 1994.

PLAYING CAREER

YEAR	SCHOOL	POS
1988-92	Alabama State University	LB
1992-1995	Houston Oilers	LB
1996-1997	Jacksonville Jaguars	LB
1998-2001	Tennessee Oilers / Titans	LB
2002	Buffalo Bills	LB



EDDIE ROBINSON JR



TYTUS HOWARD

ALABAMA STATE IN THE NFL DRAFT (in order of round picked)

Player	Year	Team	Rd	Pick
Tytus Howad	2018	Houston	1	23
Curtis Green	1981	Detroit	2	46
Eddie Robinson	1992	Houston	2	50
Lester Sims	1972	Cleveland	2	51
Tarvaris Jackson	2006	Minnesota	2	64
Reggie Barlow	1996	Jacksonville	4	110
Michael Coe	2007	Indianapolis	5	173
Ricky Smith	1982	New England	6	141
John Pleasant	1969	Kansas City	6	155
William Daniels	1981	Los Angeles Rams	6	158
Karl Powe	1985	Dallas	7	178
Jylan Ware	2017	Oakland	7	231
Ricky Jones	1992	Los Angeles Rams	8	198
Zack Barnes	1984	San Diego	9	230
Thomas Hopkins	1983	Cleveland	10	262
Willie Thicken	1978	Houston	11	295
Brad Baxter	1989	Minnesota	11	303
Terry Greer	1980	Los Angeles Rams	11	304
James Lane	1983	St. Louis	12	323
Ralph Miller	1970	New Orleans	13	322
Charles Mitchell	1968	Baltimore	14	378
Ernie Moore	1959	Los Angeles Rams	29	344

ALABAMA STATE IN THE NFL DRAFT (in order of year picked)

Player	Year	Team	Rd	Pick
Ernie Moore	1959	Los Angeles Rams	29	344
Charles Mitchell	1968	Baltimore	14	378
John Pleasant	1969	Kansas City	6	155
Ralph Miller	1970	New Orleans	13	322
Lester Sims	1972	Cleveland	2	51
Willie Thicken	1978	Houston	11	295
Terry Greer	1980	Los Angeles Rams	11	304
Curtis Green	1981	Detroit	2	46
William Daniels	1981	Los Angeles Rams	6	158
Ricky Smith	1982	New England	6	141
Thomas Hopkins	1983	Cleveland	10	262
James Lane	1983	St. Louis	12	323
James Lane	1983	St. Louis	12	323
Zack Barnes	1984	San Diego	9	230
Karl Powe	1985	Dallas	7	178
Brad Baxter	1989	Minnesota	11	303
Eddie Robinson	1992	Houston	2	50
Ricky Jones	1992	Los Angeles Rams	8	198
Reggie Barlow	1996	Jacksonville	4	110
Tarvaris Jackson	2006	Minnesota	2	64
Michael Coe	2007	Indianapolis	5	173
Jylan Ware	2017	Oakland	7	231
Tytus Howad	2018	Houston	1	23

ALABAMA STATE DEPTH CHART

at UCLA

OFFENSE

QB	4	Demetrius Davis	5-11	202	Fr.	Houston, Texas/Auburn
	7	Myles Crawley	6-4	205	So.	Tucker, Ga. / Tucker HS
	12	Joe Owens, Jr.	6-4	197	So.	Piedmont, S.C. / Wren HS
RB	2	Jacory Merritt-Croskey	5-11	189	RSO.	Montgomery, Ala. / Lanier HS
	8	Ja'Won Howell	6-1	220	So.	Lanett, Ala. / North Alabama
FB	40	Dylan Creech	6-0	241	So.	Geneva, Ala. / Geneva HS
	38	Devin Chambliss	5-11	240	R-So.	Suffolk, Va. / King's Fork HS
LT	73	Travon Taylor	6-4	295	RSO.	Miami, Fla. / Miami Central HS
	62	Dominic Boyd	6-4	292	So.	Tucker, Ga. / Tucker HS
LG	63	Robert Alston IV	6-4	320	RSO.	Linden, Ala. / Linden HS
	69	Keeundra Salter	6-3	305	So.	Montgomery, Ala. / Lee HS
C	55	Samuel Blackshear	6-0	253	RSO.	Montgomery, Ala. / Lanier HS
	71	Jaheim Shannon	6-3	325	So.	Wellington, Fla. / Palm Bch Cent.
RG	66	Taurrian Stafford	6-5	325	RJr.	Little Haiti, Fla. / Miami Central
	60	Joshua Anjorin	6-4	299	RSO.	Douglasville, Ga. / N. Manchester
RT	76	Jimmie Jenkins	6-4	305	RSO.	Cleveland, Ohio / Glenville HS
	75	Ray Curry, Jr.	6-1	321	Fr.	Memphis, Tenn. / Arkansas
TE	10	Jayce Medlock	6-3	217	So.	Dallas, Texas / UConn
	88	Jaelyn Lay	6-6	262	Jr.	Riverdale, Ga. / Clemson
XR	5	La'Vontae Shenault	6-2	194	R-Fr.	DeSoto, Texas / Colorado
	13	Tyree Saunders	6-0	199	So.	Jacksonville, Fla. / East Carolina
ZR	84	Isaiah Scott	6-0	179	Jr.	Linden, Ala. / Faulkner University
	81	Kisean Johnson	6-1	208	So.	Birmingham, Ala. / Ramsay HS
WR	1	Jeremiah Hixon	5-9	167	R-Jr.	Monroeville, Ala. / Spanish Ft. HS
	87	Robert McMinn	5-10	168	So.	Hollywood, Fla. / Miami Cent. HS
YR	15	Darius Edmonds	6-5	191	Fr.	Atascocita, Texas / Houston
	19	Quinzel Lockhart	6-3	215	Fr.	Atlanta, Ga. / Havelock Navel Acad.

DEFENSE

LE	49	Stefon Young-Rolle	6-3	250	So.	Miami, Fla. / Miami Central HS
	99	Roderick Daniels	6-1	229	Jr.	Horn Lake, Miss. / NW Mississippi CC
DT	9	Brandon Gaddy	6-3	295	R-Sr.	Virginia Beach, Va. / Maryland
	89	Kelvin Stokes	6-1	283	Sr.	Millbrook, Ala. / Purdue
NT	2	Andrew Ogletree, Sr	6-3	284	R-Jr.	Columbus, Ga. / Carver HS
	92	Chevalie Condry	6-3	346	Fr.	Dothan, Ala. / Dothan HS
RE	94	Nelson Jordan II	6-2	251	Sr.	Starkville, Miss. / Samford
	56	Maurice Lapierre	6-2	215	Fr.	Plantation, Fla. / Plantation HS
M	1	Colton Adams	6-2	236	R-So.	Wetumpka, Ala. / Wetumpka HS
	45	Grant DeGraffenreid	6-1	235	Fr.	Chandler, Ariz. / Hamilton HS
W	8	Demaurez Bellamy	5-10	204	So.	Deland, Fla. / South Florida
	28	DeMarkus Cunningham	6-1	215	So.	Bessemer, Ala. / Bessemer City HS
H	14	Adrian Maddox	6-3	200	Fr.	Conyers, Ga. / Heritage HS
	22	Cail Jackson Jr.	5-10	192	So.	Midville, Ga. / Ventura College
LC	5	Naytron Culpepper	5-11	192	Sr.	Miami, Fla. / South Florida
	16	Mikey Victor	6-3	199	So.	Pomona, Calif. / UNLV
SS	0	Irshaad Davis	5-8	185	Jr.	Carol City, Fla. / Carol City HS
	11	Chauncey Moore	5-11	208	Jr.	Washington, D.C. / Temple
FS	7	Jeffery Scott	5-3	190	Sr.	Vicksburg, Miss. / Melbourne Cent.
	6	Rodney Echols, Jr.	5-11	167	So.	Orlando, Fla. / Jones HS
RC	10	Keenan Isaac	6-3	188	Sr.	Midfield, Ala. / Midfield HS
	21	Tre Phillips	5-8	168	R-Fr.	Olive Branch, Miss. / Mississippi State

SPECIAL TEAMS

PK	52	Nathanial Eichner	5-8	141	Fr.	Trinity, Fla. / East Lake HS
	29	John Jayden	5-10	155	Fr.	Miami, Fla. / Miami Central HS
P	39	Aubrey Grace	5-10	167	So.	Montgomery, Ala. / Pike Road HS
	29	John Jayden	5-10	155	Fr.	Miami, Fla. / Miami Central HS
LS	98	Jeremy Jarman	6-3	220	Fr.	Cantonment, Fla. / Escambia HS
	47	Bryce Webster	6-1	195	R-Jr.	Columbus, Ga. / Spencer HS
H	7	Myles Crawley	6-4	205	So.	Tucker, Ga. / Tucker HS
	39	Aubrey Grace	5-10	167	So.	Montgomery, Ala. / Pike Road HS
KR	0	Santo Dunn	5-6	193	Gr.	Miami, Fla. / Morehouse College
	87	Robert McMinn	5-10	168	So.	Hollywood, Fla. / Miami Cent. HS
KR	87	Robert McMinn	5-10	168	So.	Hollywood, Fla. / Miami Cent. HS

#2 JACORY MERRITT-CROSKY



ALABAMA STATE NUMERICAL ROSTER						
##	NAME	POS	HT	WT	CL	HOMETOWN/PREVIOUS SCHOOL
0	Irshaad Davis	S	5-8	185	Jr.	Carol City, Fla. / Carol City HS
0	Santo Dunn	RB	5-7	193	Gr.	Miami, Fla. / Morehouse College
1	Colton Adams	LB	6-2	236	R-So.	Wetumpka, Ala. / Wetumpka HS
1	Jeremiah Hixon	WR	5-9	167	R-Jr.	Spanish Fort, Ala. / Spanish Fort HS
2	Jacory Merritt-Croskey	RB	5-11	189	R-So.	Montgomery, Ala. / Sidney Lanier HS
2	Andrew Ogletree Sr.	DL	6-3	284	R-Jr.	Columbus, Ga. / Carver HS
3	Nyqua Lett	QB	6-2	184	Fr.	Fairburn, Ga. / Creekside HS
3	Alondras Strong	DB	5-9	172	R-Jr.	Hazel Green, Ala. / UAB
4	Demetrius Davis	QB	5-11	202	Fr.	Houston, Texas / Auburn University
5	Naytron Culpepper	DB	5-11	192	Sr.	Miami, Fla. / South Florida
5	La'Vontae Shenault	WR	6-2	194	R-Fr.	DeSoto, Texas / Colorado
6	Joshua Knight	WR	5-8	175	Gr.	Montgomery, Ala. / Park Crossing HS
6	Rodney Echols, Jr.	DB	5-11	167	So.	Orlando, Fla. / Jones HS
7	Myles Crawley	QB	6-4	205	So.	Tucker, Ga. / Tucker HS
7	Jeffery Scott Jr.	DB	6-3	190	Sr.	Vicksburg, Miss. / Vicksburg HS / Melbourne Central
8	Demaruez Bellamy	S	5-10	204	So.	Deland, Fla. / South Florida
8	Ja'Won Howell	RB	6-1	220	So.	Lanett, Ala. / North Alabama
9	Donte' Norris	RB	5-11	216	Jr.	Warrensville, Ohio / Warrensville Heights HS
9	Brandon Gaddy	DL	6-3	295	R-Sr.	Virginia Beach, Va. / Maryland
10	Jayce Medlock	TE	6-3	217	So.	Dallas, Texas / UConn
10	Keenan Isaac	DB	6-3	188	So.	Midfield, Ala. / Midfield HS
11	Chancey Moore	S	5-11	208	Jr.	Washington, D.C. / Temple University
11	Abdou Diop	TE	6-4	207	Sr.	Harlem, N.Y. / ASA Brooklyn
12	Jaylon McCluster	LB	6-2	220	Fr.	Largo, Fla. / Florida State
12	Joe Owens, Jr.	QB	6-4	197	So.	Piedmont, S.C. / Wren HS
13	Demosthenes Jones	QB	6-2	192	Sr.	Jackson, Miss. / Hinds CC
13	Tyree Saunders	WR	6-0	199	So.	Jacksonville, Fla. / East Carolina
14	Adrian Maddox	DB	6-3	200	Fr.	Conyers, Ga. / Heritage HS
15	David Arrington IV	CB	5-11	163	Fr.	Montgomery, Ala. / Jackson State
15	Darius Edmonds	WR	6-5	191	Fr.	Atascocita, Texas / University of Houston
16	Mikey Victor	DB	6-3	199	So.	Pomona, Calif. / UNLV
17	Nazareth Bryant	RB	5-10	185	So.	Oak Park, Ill. / Northern Illinois
17	Daniel Troutman	DB	6-0	194	R-Sr.	Atlanta, Ga. / Mays HS
18	Rhody Jean-Louis	LB	6-1	219	So.	Miami, Fla. / Miami Central HS
19	Quinzel Lockhart	WR	6-3	215	Fr.	Havelock, N.C. / North Carolina A&T
20	Jakobi Robinson	DB	6-0	208	Jr.	Houston, Texas / North Carolina A&T
21	Tre Phillips	DB	5-8	168	R-Fr.	Olive Branch, Miss. / Mississippi State
22	Cail Jackson Jr.	DB	5-10	192	So.	Midville, Ga. / Ventura College
23	Keane Lewis	S	5-8	160	So.	Miami, Fla. / Florida Memorial University
24	Jaylen Sulton	RB	5-8	187	Fr.	Mobile, Ala. / St. Paul's Episcopal
25	LeBron Morgan	S	6-0	195	Fr.	Atlanta, Ga. / Johns Creek HS
26	Marcus Harris II	RB	5-9	239	Fr.	Jackson, Miss. / Jackson Academy
27	James Burgess	DB	6-2	168	So.	Center Point, Ala. / Huffman HS
28	DeMarkus Cunningham	LB	6-1	199	So.	Bessemer, Ala. / Bessemer City HS
29	Jayden John	K	5-10	155	Fr.	Miami, Fla. / Miami Central HS
30	Keyshawn Winder	DB	6-1	187	So.	Wellington, Fla. / Palm Beach Central HS
32	Rashard Daniels	DE	5-7	149	Fr.	Horn Lake, Miss. / Horn Lake HS
33	Bobby Moore	LB	6-4	220	Fr.	Atlanta, Ga. / Champion Prep Academy
34	Austin Gavin	RB	5-10	187	Fr.	Montgomery, Ala. / Troy University
35	Za'Lien Henry	LB	6-1	197	Fr.	Dothan, Ala. / Dothan HS
36	Dontrey Manley	RB	5-11	196	R-Jr.	Union Springs, Ala. / Bullock County HS
38	Devin Chambliss	FB	5-11	240	R-So.	Suffolk, Va. / King's Fork HS
39	Aubrey Grace	K	5-11	169	So.	Montgomery, Ala. / Pike Road HS
40	Dylan Creech	LB	6-0	241	So.	Geneva, Ala. / Geneva HS
41	Davonte Webster	LB	6-2	203	R-Jr.	Columbus, Ga. / Spencer HS
42	Karsten Threatt	LB	6-2	225	So.	Midfield, Ala. / Midfield HS
43	Terrell Lightfoot, Jr.	DE	6-2	200	Fr.	Atlanta, Ga. / Carver HS
44	Kanye Varner	DL	6-3	235	Fr.	Jonesboro, Ga. / Jonesboro HS
45	Grant DeGraffenreid	LB	6-1	235	Fr.	Chandler, Ariz. / Hamilton HS
46	G'Bril Wallace	RB	6-0	225	So.	Norman Park, Ga. / Colquitt County HS
47	Bryce Webster	DB	6-1	195	R-Jr.	Columbus, Ga. / Spencer HS
48	Ngankoy Mambele	CB	5-9	157	Fr.	Dacula, Fla. / Georgia Southern
49	Stefon Young-Rolle	DL	6-3	250	So.	Miami, Fla. / Miami Central HS
52	Nathanial Eichner	K	5-8	141	Fr.	Trinity, Fla. / East Lake HS
53	Micola Walker	OL	6-4	280	Fr.	Warrenton, Ga. / Warren County HS
54	Caulen Dunn	LB	6-1	200	Fr.	Collerville, Tenn. / Collierville HS
55	Samuel Blackshear	OL	6-0	253	R-So.	Montgomery, Ala. / Sidney Lanier HS
56	Maurice Lapierre	DL	6-2	215	Fr.	Plantation, Fla. / Plantation HS
57	Tregwan Thomas	DE	6-0	192	So.	Orlando, Fla. / Jones HS
58	BB McCloud	OL	6-3	406	Fr.	Chickasaw, Ala. / Chickasaw HS

ALPHABETICAL ROSTER		
#	NAME	POS
1	Colton Adams	LB
67	Kyler Akins	OL
63	Robert Alston IV	OL
60	Josh Anjorin	OL
15	David Arrington IV	CB
78	Elijah Baker	OL
80	Khayman Barnes	WR
8	Demaruez Bellamy	S
55	Samuel Blackshear	OL
62	Dominic Boyd	OL
95	Janil Brown	DL
52	Austin Brundidge	LB
17	Nazareth Bryant	RB
27	James Burgess	DB
38	Devin Chambliss	DL
92	Chevalier Condry	OL
7	Myles Crawley	QB
40	Dylan Creech	LB
23	BJ Crim	DB
5	Naytron Culpepper	DB
28	DeMarkus Cunningham	LB
75	Ray Curry, Jr.	OL
83	BaKari Dailey	WR
32	Rashard Daniels	DE
99	Roderick Daniels	DL
4	Demetrius Davis	QB
0	Irshaad Davis	DB
45	Grant DeGraffenreid	LB
11	Abdou Diop	TE
54	Caulen Dunn	LB
0	Santo Dunn	RB
6	Rodney Echols Jr.	DB
15	Darius Edmonds	WR
52	Nathanial Eichner	K
83	Terrance Ellis	TE
96	Jakeem Fletcher	DL
37	Jaquan Foote	LB
9	Brandon Gaddy	DL
34	Austin Gavin	RB
39	Aubrey Grace	P/K
26	Marcus II Harris	RB
65	Juwan Hayes	OL
35	Za'Lien Henry	LB
1	Jeremiah Hixon	WR
46	Jake Howard	LB
8	Ja'Won Howell	RB
10	Keenan Isaac	DB
22	Cail Jackson	DB
97	Jeremy Jarman	LS
82	Jonathan Jean	WR
18	Rhody Jean-Louis	LB
76	Jimmie Jenkins	OL
29	Jayden John	K
80	Kambree Johnson	WR
81	Kisean Johnson	WR
13	Demosthenes Jones	QB
95	Nelson Jordan II	DE
6	Joshua Knight	WR
56	Maurice Lapierre	DL
88	Jaelyn Lay	TE
97	Christian Lee	LB
3	Nyqua Lett	QB
23	Keane Lewis	S
59	Jaland Lewis-Horton	LB
43	Terrell Lightfoot, Jr	DE
19	Quinzel Lockhart	WR
14	Adrian Maddox	DB
48	Ngankoy Mambele	CB
36	Dontrey Manley	RB
85	E'Shawn Mayes	TE
88	Elijahlee Mayes	DE
58	Rogers "BB" McCloud	OL
12	Jaylon McCluster	LB
87	Robert McMinn	WR
10	Jayce Medlock	TE

59	Jaland Lewis-Horton	LB	6-1	211	Fr.	Sweetwater, Ala. / Sweetwater HS
60	Joshua Anjorin	OL	6-4	299	R-So.	Douglasville, Ga. / New Manchester HS
62	Dominic Boyd	OL	6-4	292	So.	Tucker, Ga. / Tucker HS
63	Robert Alston IV	OL	6-4	320	R-So.	Linden, Ala. / Linden HS
65	Juwan Hayes	OL	6-2	290	R-So.	Columbia, S.C. / Heathwood Hall Episcopal
66	Taurrian Stafford	OL	6-5	345	R-Jr.	Miami Beach, Fla. / Miami Central HS
67	Kyler Akins	OL	6-2	284	So.	Locust Grove, Ga. / Locust Grove HS
69	Keeundra Salter	OL	6-3	305	So.	Montgomery, Ala. / Robert E. Lee HS
71	Jaheim Shannon	OL	6-3	325	So.	Wellington, Fla. / Palm Beach Central HS
72	Arquis Ward	OL	6-3	325	Fr.	Auburndale, Fla. / Auburndale HS
73	Travon Taylor	OL	6-4	295	R-So.	Miami, Fla. / Miami Central HS
75	Ray Curry, Jr.	OL	6-1	321	Fr.	Memphis, Tenn. / Arkansas
76	Jimmie Jenkins	OL	6-4	305	R-So.	Cleveland, Ohio / Glenville HS
77	Myles Richardson	DE	6-3	225	Fr.	Montgomery, Ala. / Ezekiel Academy
78	Elijah Baker	OL	6-4	316	Fr.	Phoenix, Ariz. / Desert Vista HS
80	Khayman Barnes	WR	5-9	179	Fr.	Tallahassee, Fla. / Godby HS
81	Kisean Johnson	WR	6-1	208	So.	Birmingham, Ala. / Ramsay HS
82	Jonathan Jean	WR	5-10	175	Fr.	Houston, Texas / UT Permian Basin
83	BaKari Dailey	WR	6-1	148	Fr.	Monroeville, Ala. / Auburn HS
84	Isaiah Scott	WR	6-1	180	Jr.	Linden, Ala. / Faulkner University
85	F'Shawn Mayes	TE	6-4	237	So.	Hephzibah, Ga. / Hephzibah HS
86	Jordan Wilburn	WR	6-3	185	Fr.	Augusta, S.C. / Myrtle Beach Collegiate
87	Robert McMinn	WR	5-10	168	So.	Hollywood, Fla. / Miami Central HS
88	Jaelyn Lay	TE	6-6	262	R-Jr.	Atlanta, Ga. / Clemson
88	Elijahlee Mayes	DE	6-2	250	Jr.	Hephzibah, Ga. / University of West Georgia
89	Kelvin Stokes	DL	6-1	283	Sr.	Millbrook, Ala. / Purdue
90	Romello Tarver	DL	6-2	319	Jr.	Montgomery, Ala. / Park Crossing HS
92	Chevalie Condry	DL	6-3	346	Fr.	Dothan, Ala. / Dothan HS
94	Nelson Jordan II	DE	6-2	251	Sr.	Starkville, Miss. / Samford University
95	Janil Brown	DL	6-4	343	Sr.	West Palm Beach, Fla. / Garden City CC
96	Jakeem Fletcher	DL	6-2	280	Fr.	Tanner, Ala. / Tanner HS
97	Christian Lee	LB	6-3	225	So.	Palm Beach Gardens, Fla. / Dwyer HS
98	Jeremy Jarman	LS	6-3	220	Fr.	Cantonment, Fla. / Escambia HS
99	Roderick Daniels	DL	6-1	229	Jr.	Horn Lake, Miss. / NW Mississippi CC

2	Jacory Merritt	RB
28	Xavius Mitchell	DB
33	Bobby Moore	LB
11	Chauncey Moore	S
25	LeBron Morgan	S
9	Donte Norris	RB
2	Andrew Ogletree	OL
12	Joe Owens, Jr.	DB
21	Tre Phillips	DB
14	Grantis Poole	WR
77	Myles Richardson	DE
26	Trevor Robinson	WR
69	Keeundra Salter	OL
13	Tyree Saunders	WR
84	Isaiah Scott	WR
7	Jeffrey Scott Jr.	DB
71	Jaheim Shannon	OL
5	La'Vontae Shenault	WR
66	Taurrian Stafford	OL
38	Di'mon Stewart	DB
89	Kelvin Stokes	DL
3	Alondras Strong	DB
24	Jaylen Sulton	RB
90	Romello Tarver	DL
73	Travon Taylor	OL
57	Trequan Thomas	DE
42	Karsten Threatt	LB
17	Daniel Troutman	DB
44	Kanye Varner	DL
16	Mikey Victor	DB
53	Micola Walker	OL
46	Gamal Wallace	LB
72	Arquis Ward	OL
56	Malik Washington	LB
47	Bryce Webster	DB
41	Davonte Webster	LB
8	Bryan West	WR
86	Jordan Wilburn	WR
30	Keyshawn Winder	DB
49	Stefon Young-Rolle	DL

ASSISTANT COACHES & SUPPORT PERSONNEL



HARRY WILLIAMS, JR.
Offensive Coordinator | QB
First-Year



RYAN LEWIS SR
Defensive Coordinator | LB
First-Year



ALEX JACKSON III
Offensive Line
First-Year



JACOBY JONES
Wide Receivers
First-Year




DON NELSON
Tight Ends
First-Year



GREG RUFFIN
Running Backs
Recruiting Coord.
First-Year



JAMES WILLIAMS
Defensive Backs | NFL Liason
First-Year



MILES BRANDON
Defensive Line
First-Year




BILLY GRESHAM
Special Teams Coord. | LB
Fifth-Year



DERRICK BROWN
Quality Control | Defensive
First-Year



ANDRE POPE
Safeties
First-Year




CHRISTOPHER ROBB
Director of Video Services
First-Year



LATOYA M. WILLIAMS
Associate Athletic Director
Football Administration
First-Year



FRED SINGTON
Associate Athletic Director
Strategic Communications
First-Year



DANTE TYSON-BEY
Football Equipment Manager
12th Season



JUSTIN MORDECAI
Director of Strategic
Communications
First-Year




JEMET BAINE
Football Administrative
Secretary
Second-Year




COURTNEY PERKINS
Asst. Athletic Director
Sports Medicine
First-Year



MEGAN FOX
Assistant Athletic Trainer
First-Year



CHRISTY DANIELS
Assistant Athletic Trainer
First-Year



JESSICA MADISON
Assistant Athletic Director
Marketing and Development
First-Year



DR. GENESE A. LAVALAIS
Sr. Associate AD | SWA
Student-Athlete Experience
First-Year



STEPHANIE THOMPSON
Assistant Athletic Director
Compliance
First-Year



LARRY WATKINS
Special Assistant
Facilities and Operations
35th Year



ASU STADIUM



STADIUM INFORMATION

ASU Stadium on the campus of Alabama State University in Montgomery, Alabama, is a 26,500-seat stadium that replaced the Cramton Bowl in 2012 as the host venue for the Alabama State Hornets football team. The first game in the New ASU Stadium was the 89th Turkey Day Classic on November 22, 2012 in which the Hornets hosted the Tuskegee Golden Tigers. The game was a sell-out and was televised nationally on ESPNU.

The stadium's current capacity sits at 26,500 but the project was designed to allow for future expansion that can expand the capacity to 55,000.

The stadium also holds a restaurant and retail space which welcome visitors to the stadium and area 365 days a year.

SINGLE GAME ATTENDANCE

Rk	Attend	Opponent	Date
1	27,828	Tuskegee	9/7/19
2	27,500	Tuskegee	11/22/12
3	26,222	Tuskegee	9/1/18
4	25,442	Tuskegee	9/2/17
5	20,703	Jacksonville St.	8/31/13
6	18,972	Miles	11/24/16
7	17,560	Jackson State	11/8/14
8	17,309	Grambling State	9/21/19
9	15,887	Kennesaw State	9/14/19
10	15,725	Tennessee St.	9/6/14
11	15,553	Alcorn State	10/5/17
12	15,322	Edward Waters	11/23/17
13	15,252	PVAMU	11/28/19
14	15,201	Miles	11/21/15
15	15,143	Southern	11/9/13
16	14,428	Jackson State	11/10/18
17	14,396	Stillman	11/28/13
18	13,825	MVSU	9/13/14
19	13,156	Stillman	11/22/14
20	12,721	Alcorn State	10/5/19



STADIUM QUICK FACTS	
Opened	November 22, 2012
First Game	Tuskegee
Result	L, 25-27
Record	28-16
Surface	FieldTurf Vete Core
Capacity	26,500



24th Infantry

Alabama State leads 4-3-3 | ASU - W2

1921	T, 7-7
1921	W, 7-0
1922	L, 0-26
1922	L, 0-12
1923	W, 18-12
1924	L, 7-40
1925	T, 0-0
1929	T, 0-0
1930	W, 39-0
1931	W, 42-0

Alabama A&M

Series tied 43-40-2 | AAMU - W4

1924	W, 30-0
1925	W, 7-0
1929	W, 32-0
1930	W, 46-6
1931	W, 56-0
1932	W, 18-0
1940	W, 24-6
1941	W, 21-13
1945	W, 20-7
1946	W, 15-14
1947	W, 12-6
1948	L, 6-14
1949	T, 13-13
1950	W, 16-12
1951	L, 6-27
1952	L, 13-38
1953	L, 7-13
1954	W, 23-7
1955	L, 6-13
1956	T, 0-0
1957	W, 13-7
1958	W, 20-8
1959	W, 22-0
1960	L, 12-14
1961	L, 12-32
1962	L, 6-54
1963	L, 14-48
1964	L, 0-30
1965	L, 0-34
1966	L, 19-36
1967	W, 13-7
1968	W, 27-21
1969	W, 26-6
1970	L, 18-26
1971	W, 12-6
1972	L, 7-8
1973	L, 7-10
1974	L, 7-14
1975	L, 22-29
1976	W, 17-15
1977	W, 14-7
1978	L, 7-22
1979	W, 17-14
1980	W, 20-17
1981	L, 3-13
1982	L, 14-27
1983	L, 14-27
1984	L, 12-28
1985	L, 6-7
1986	L, 17-20
1987	L, 17-20

1988	W, 7-0
1989	L, 10-17
1990	W, 24-20
1991	W, 59-13
1992	W, 14-11
1993	W, 7-0
1994	W, 26-0
1995	W, 37-20
1996	L, 3-20
1997	W, 20-13
1998	W, 34-28
1999	L, 10-15
2000	L, 27-34
2001	W, 25-0
2002	L, 20-23
2003	L, 17-20
2004	W, 24-20
2005	L, 28-31
2006	L, 13-21
2007	L, 9-13
2008	L, 16-17
2009	L, 7-21
2010	W, 31-10
2011	L, 19-20
2012	W, 31-13
2013	W, 31-7
2014	L, 36-37
2015	W, 35-20
2016	L, 41-42
2017	W, 21-16
2018	L, 10-27
2019	L, 41-43
2021 (Spring)	L, 14-38
2021	L, 28-42

Alabama-Birmingham (UAB)

Series tied 2-2 | UAB - W2

1994	W, 27-24
1995	W, 13-3
2008	L, 10-45
2019	L, 19-24

Albany State

Alabama State leads 15-7 | ASU - W3

1965	L, 6-19
1966	W, 20-18
1967	W, 12-6
1968	W, 24-0
1969	W, 24-6
1970	W, 25-20
1971	L, 14-23
1972	L, 14-20
1973	L, 14-20
1974	W, 36-20
1975	L, 12-20
1976	W, 31-8
1977	L, 0-7
1978	W, 21-7
1979	W, 6-0
1980	W, 30-27
1981	W, 24-15
1982	W, 14-7
1985	L, 8-24
1986	W, 14-0
1987	W, 14-0
1988	W, 16-10

Alcorn State

Alcorn State leads 24-22 | ASU - W1

1934	W, 6-0
1935	W, 19-0
1939	W, 6-0
1977	L, 7-15
1978	L, 12-16
1979	W, 6-5
1980	L, 3-14
1981	L, 3-14
1982	L, 6-21
1983	L, 10-13
1984	L, 0-52
1985	L, 14-30
1986	L, 17-24
1987	W, 17-9
1988	W, 29-6
1989	L, 13-27
1990	W, 41-3
1991	W, 18-13
1992	L, 7-32
1993	L, 25-28
1994	L, 7-39
1995	T, 20-20
1996	L, 7-31
1997	L, 6-20
1998	W, 41-21
1999	L, 27-38
2000	W, 35-28
2001	L, 17-20
2002	L, 37-48
2003	W, 49-28
2004	W, 41-8
2005	W, 38-3
2006	W, 33-28
2007	W, 28-25
2008	W, 24-17
2009	W, 24-17
2010	L, 21-41
2011	W, 31-23
2012	W, 54-14
2013	W, 49-30
2014	L, 7-33
2015	L, 14-31
2016	L, 18-21
2017	L, 10-24
2018	W, 28-25
2019	L, 7-35
2021	W, 2-0 (Forfeit)

Americus

Alabama State leads 4-0 | ASU - W4

1909	W, 18-0
1910	W, 6-0
1911	W, 12-0
1914	W, 26-0

Arkansas-Pine Bluff (UAPB)

Alabama State leads 14-6 | ASU - W5

1997	L, 10-18
1998	L, 14-28
1999	L, 21-35
2000	W, 37-34
2001	W, 23-17
2002	L, 26-32
2003	W, 24-22
2004	W, 21-14

2005	W, 41-10
2006	W, 31-13
2007	W, 12-10
2010	W, 38-31
2011	W, 28-12
2012	L, 21-24
2013	W, 40-39
2014	W, 42-7
2015	W, 31-24
2016	W, 41-21
2021	W, 35-15

Arkansas State

Arkansas State leads 1-0 | Ark State - W1

1972	L, 7-34
------	---------

Atlanta

Alabama State leads 4-2 | Atlanta - W2

1908	W, 6-0
1909	W, 6-0
1910	W, 6-0
1926	W, 12-7
1927	L, 0-6
1928	L, 5-7

Auburn

Auburn leads 2-0 | Auburn - W2

2018	L, 9-63
2021	L, 0-62

Benedict

Alabama State leads 1-0 | ASU - W1

1933	W, 26-0
------	---------

Bethel

Alabama State leads 1-0 | ASU - W1

1921	W, 7-0
------	--------

Bethune-Cookman

Bethune Cookman leads 12-4 | ASU - W1

1949	L, 6-18
1970	W, 30-27
1971	L, 12-14
1972	L, 8-61
1973	L, 0-32
1974	L, 18-36
1975	L, 0-21
1976	W, 22-14
1979	W, 24-13
1982	L, 6-24
1983	L, 6-24
1984	L, 24-31
2003	L, 26-31
2008	L, 7-28
2012	L, 28-3
2021	W, 38-24

Birmingham-Southern

Alabama State leads 4-1 | ASU - W4

1916	L, 0-12
1923	W, 26-0
1924	W, 12-0
1925	W, 33-0
1926	W, 59-0

GAME 3: @ UCLA

SEPTEMBER 10 2022 | PASADENA, CALIF. | ROSE BOWL STADIUM

Central State	
Alabama State leads 3-1 CSU - W1	
1978	W, 31-6
1980	W, 39-27
1981	W, 18-0
1992	L, 13-34

Chattanooga	
Alabama State leads 1-0 ASU - W1	
2002	W, 41-3

Clark	
Clark leads 22-24-6 ASU - W5	
1918	T, 0-0
1927	T, 6-6
1928	L, 0-28
1929	L, 0-13
1930	W, 13-0
1931	W, 19-7
1932	W, 8-0
1934	W, 20-6
1935	W, 12-0
1936	W, 9-6
1937	W, 8-0
1938	W, 23-0
1942	L, 0-19
1943	L, 0-19
1944	L, 6-33
1945	L, 7-13
1946	L, 6-20
1947	L, 6-12
1948	T, 0-0
1949	L, 6-12
1950	T, 0-0
1951	L, 6-7
1952	L, 6-25
1953	L, 7-12
1954	L, 7-12
1955	W, 13-6
1956	L, 6-13
1957	L, 6-28
1958	L, 12-28
1959	T, 28-28
1960	L, 12-14
1961	L, 0-26
1962	L, 0-61
1963	L, 14-32
1964	L, 7-14
1965	W, 27-21
1966	W, 14-0
1967	W, 25-7
1968	W, 30-13
1969	L, 9-10
1970	W, 47-7
1971	W, 24-11
1972	W, 17-11
1986	W, 21-6
1987	W, 21-6

Clark-Atlanta	
Alabama State leads 2-0 ASU - W2	
1996	W, 35-28
2001	W, 43-10

Concordia	
Alabama State leads 1-0 ASU - W1	
2009	W, 38-33

Dillard	
Series tied 4-4 Current Streak: ASU - W1	
1952	L, 18-21
1953	W, 13-6
1954	W, 19-13
1960	W, 32-14
1961	L, 0-22
1962	L, 6-48
1963	L, 6-20
1964	W, 27-6

District of Columbia	
Alabama State leads 2-0 ASU - W2	
1982	W, 37-24
1983	W, 27-24

Eastern Michigan	
Eastern Michigan leads 1-0 EMU - W1	
2019	L, 12-49

Edward Waters	
Alabama State leads 2-0 ASU - W2	
2009	W, 38-6
2017	W, 37-3

Fayetteville State	
Alabama State leads 1-0 ASU - W1	
1992	W, 17-14

Fisk	
Series tied 13-13-1 Fisk - W4	
1915	L, 0-25
1947	T, 6-6
1948	L, 0-7
1949	L, 7-36
1950	L, 0-6
1951	L, 0-19
1952	W, 7-6
1953	L, 12-13
1955	W, 27-14
1956	W, 28-6
1957	W, 20-6
1958	W, 20-6
1959	W, 26-6
1960	W, 18-0
1961	L, 12-18
1962	L, 0-42
1963	L, 16-24
1964	W, 19-0
1965	W, 27-0
1966	W, 26-0
1967	W, 32-16
1968	W, 42-34
1969	W, 34-12
1970	L, 8-45
1971	L, 16-21
1972	L, 6-26
1973	L, 3-7

Florida A&M	
Alabama State leads 19-17-2 FAMU - W2	
1909	W, 65-0
1922	W, 14-0
1923	L, 0-6
1924	W, 13-6
1925	W, 25-0
1926	L, 0-6

1927	W, 25-6
1928	W, 6-0
1929	W, 6-0
1930	W, 13-6
1931	W, 14-0
1932	W, 7-0
1933	W, 32-6
1934	L, 0-7
1935	W, 7-0
1936	T, 0-0
1937	L, 0-7
1938	L, 0-17
1939	W, 9-6
1940	W, 7-6
1941	L, 0-22
1942	T, 6-6
1944	L, 6-44
1945	L, 2-35
1946	L, 0-17
1947	L, 12-28
1948	L, 0-41
1972	W, 13-8
1973	L, 0-27
1974	L, 12-24
1975	L, 11-12
1976	W, 16-13
1977	L, 16-21
1989	W, 23-8
1990	W, 44-32
2003	W, 38-22
2008	L, 20-30
2021	L, 0-28

Florida State	
Florida State leads 1-0 FSU - W1	
1909	W, 65-

Fort Benning	
Fort Benning leads 1-0 Ft. Benning - W1	
1944	L, 12-19

Fort Valley State	
Ft. Valley State leads 13-6 FVSVU - W4	
1946	W, 25-6
1947	L, 0-25
1948	L, 7-16
1949	L, 6-13
1950	L, 26-27
1954	L, 7-13
1955	W, 25-0
1956	L, 7-14
1957	L, 0-2
1963	L, 6-18
1964	L, 0-19
1965	W, 26-22
1966	W, 13-0
1967	W, 24-8
1968	W, 28-19
1969	L, 21-23
1984	L, 16-42
1985	L, 5-24
1986	L, 21-24

Georgia Normal	
Alabama State leads 1-0 ASU - W1	
1926	W, 83-0

Grambling State	
Grambling State leads 28-14 ASU W1	
1979	L, 7-21
1980	L, 12-28
1981	L, 7-19
1982	W, 36-14
1983	L, 9-28
1984	L, 6-17
1985	L, 0-28
1986	L, 7-16
1988	L, 0-34
1989	L, 6-28
1990	W, 37-14
1991	W, 60-14
1992	L, 19-44
1993	W, 16-10
1994	L, 24-51
1995	W, 37-16
1996	L, 0-7
1997	W, 38-13
1998	L, 6-31
1999	L, 13-36
2000	L, 2-20
2001	W, 45-38
2001	L, 31-38
2002	L, 21-34
2003	L, 34-37
2004	W, 37-23
2005	L, 27-32
2006	W, 35-16
2007	L, 7-21
2008	L, 7-27
2009	L, 12-23
2010	L, 7-22
2011	W, 31-17
2012	W, 19-18
2013	W, 52-21
2014	W, 37-23
2015	L, 10-34
2016	L, 0-21
2017	L, 7-24
2018	L, 0-34
2019	W, 23-20

Howard	
Alabama State leads 1-0 ASU - W1	
2004	W, 27-12

Jackson	
Jackson leads 2-1 Jackson - W2	
1911	W, 17-0
1950	L, 6-12
1951	L, 7-12

Jackson State

Jackson State leads 27-16-1 | JSU - W1

1965	L, 6-56
1966	L, 13-56
1976	L, 7-25
1977	L, 6-17
1978	L, 6-20
1979	L, 7-14
1980	L, 13-16
1981	T, 14-14
1982	L, 7-21
1983	L, 0-21
1984	L, 7-23
1985	L, 14-23
1986	L, 20-26
1987	L, 17-41
1988	L, 7-21
1989	L, 14-35
1990	W, 42-28
1991	W, 28-27
1992	L, 7-21
1993	L, 15-17
1994	L, 6-24
1995	L, 22-24
1996	L, 0-40
1997	L, 11-38
1998	L, 35-41
1999	L, 17-44
2000	W, 35-24
2001	W, 61-58
2002	W, 24-20
2003	W, 27-20
2004	W, 28-6
2005	W, 44-23
2006	L, 13-19
2007	L, 20-32
2008	L, 0-20
2009	L, 7-19
2010	W, 32-20
2011	W, 21-14
2012	L, 34-37
2013	L, 23-30
2014	W, 26-10
2015	W, 17-12
2016	W, 14-7
2017	W, 13-3
2018	L, 2-20
2019	W, 31-16
2021 (Spring)	W, 35 - 28
2021	L, 7 - 28

Jacksonville State

Jacksonville State leads 3-1 | JSU - W1

1980	L, 14-24
1981	L, 14-24
2007	W, 24-19
2013	L, 22-24

Johnson C. Smith

Alabama State leads 2-0 | ASU - W2

1991	W, 62-6
2001	W, 71-6

Kennesaw State

Kennesaw State leads 3-0 | KSU - W3

2017	L, 14-20
2018	L, 13-62
2019	L, 7-42

Kentucky

Kentucky leads 1-0 | Kentucky - W1

2013	L, 14-48
------	----------

Kentucky State

Alabama State leads 5-1-1 | ASU - W1

1936	W, 6-0
1937	L, 0-51
1973	W, 14-13
1975	W, 23-10
1976	W, 24-7
1977	T, 7-7
1978	W, 21-141

Knoxville

Alabama State leads 4-0 | CASU - W4

1946	W, 12-7
1967	W, 66-27
1968	W, 62-37
1969	W, 37-0

Lane

Alabama State leads 16-8-1 | ASU - W1

1927	W, 19-0
1938	W, 13-7
1939	T, 6-6
1941	L, 0-20
1946	L, 0-20
1948	L, 2-16
1949	W, 10-3
1950	L, 12-14
1952	L, 18-43
1953	W, 39-0
1954	W, 28-6
1955	W, 46-6
1956	W, 32-28
1957	L, 6-12
1958	W, 14-8
1959	W, 14-8
1960	W, 14-6
1961	W, 22-0
1962	L, 14-22
1963	W, 20-0
1964	W, 13-12
1965	W, 62-0
1966	W, 26-0
1971	L, 14-15
1975	W, 21-7

Langston

Langston leads 3-0-1 | Langston - W1

1927	L, 0-14
1928	L, 0-7
1929	T, 13-13
1930	L, 0-28

LeMoyne

Alabama State leads 6-4-1 | ASU - W1

1933	W, 24-0
1934	T, 6-6
1935	W, 9-6

1936	W, 6-0
1937	L, 0-22
1938	L, 0-20
1939	W, 18-0
1940	L, 6-7
1941	W, 12-6
1949	L, 19-25
1950	W, 6-0

Livingston

Livingston leads 3-2 | ASU - W2

1974	L, 6-22
1975	L, 19-31
1976	L, 12-16
1977	W, 19-12
1979	W, 17-8

Maryland-Eastern Shore

Alabama State leads 1-0 | W1

1978	W, 48-12
------	----------

Miles

Alabama State leads 26-0-1 | ASU - W25

1921	T, 7-7
1923	W, 16-0
1925	W, 35-0
1926	W, 12-0
1927	W, 19-9
1928	W, 42-0
1929	W, 44-0
1930	W, 19-12
1936	W, 40-6
1946	W, 12-0
1967	W, 13-0
1968	W, 31-13
1969	W, 39-14
1970	W, 27-6
1971	W, 7-0
1972	W, 26-21
1973	W, 18-14
1975	W, 32-0
1975	W, 23-7
1977	W, 28-14
1978	W, 34-3
1990	W, 51-12
2002	W, 27-6
2015	W, 26-7
2016	W, 53-20
2021	W, 14-13 (OT)
2022	W, 21-13

Mississippi Valley State

Alabama State leads 30-15-1 | MVSU - W1

1965	L, 6-52
1966	W, 21-14
1974	L, 17-24
1979	L, 0-17
1980	W, 27-17
1981	W, 17-0
1982	W, 27-23
1983	L, 27-28
1984	L, 7-49
1985	L, 6-55
1986	L, 3-19
1987	L, 0-21
1988	W, 23-0

1989	W, 44-13
1990	W, 43-6
1991	W, 48-20
1992	W, 35-19
1993	W, 16-14
1994	W, 33-24
1995	W, 56-28
1996	L, 20-25
1997	L, 10-34
1998	W, 41-13
1999	W, 35-27
2000	W, 44-28
2001	W, 57-24
2002	L, 10-13
2003	W, 55-31
2004	W, 34-6
2005	L, 33-38
2006	W, 25-20
2007	W, 20-16
2008	W, 47-7
2009	L, 3-10
2010	W, 34-6
2011	W, 41-9
2012	W, 29-6
2013	W, 19-7
2014	W, 47-22
2015	W, 45-15
2016	W, 56-24
2017	W, 16-10
2018	W, 31-24
2019	W, 27 - 0
2021 (Spring)	W 42 - 17
2021	L, 31-44

Mississippi Vocational

Mississippi Vocational leads 2-0 | MV - W2

1963	L, 0-42
1964	L, 8-27

Mobile

Alabama State leads 1-0 | ASU - W1

1922	W, 31-0
------	---------

Morehouse

Alabama State leads 23-19-3 | ASU - W3

1910	L, 0-17
1923	L, 0-25
1924	L, 0-33
1925	L, 0-20
1926	W, 12-7
1927	L, 6-13
1928	L, 7-25
1930	L, 0-3
1931	W, 24-0
1934	L, 0-6
1935	W, 14-6
1936	W, 12-0
1937	W, 10-0
1938	L, 0-8
1939	W, 7-0
1940	W, 25-9
1941	W, 6-2
1942	L, 7-15
1944	L, 0-19
1945	W, 12-6
1946	T, 0-0
1947	L, 12-19

GAME 3: @ UCLA

SEPTEMBER 10 2022 | PASADENA, CALIF. | ROSE BOWL STADIUM

1948	W, 7-0
1949	T, 0-0
1950	W, 8-7
1951	L, 8-9
1952	W, 12-0
1953	W, 7-0
1954	W, 35-0
1955	W, 25-20
1956	L, 14-28
1957	W, 12-0
1958	L, 10-26
1959	L, 0-26
1960	W, 13-6
1961	L, 6-14
1962	L, 6-28
1964	L, 0-12
1965	L, 0-12
1966	W, 69-0
1967	W, 25-8
1968	T, 19-19
1969	W, 26-0
1970	W, 27-7
1971	W, 31-8

Morgan State	
Morgan State leads 1-0 MSU - W1	
1973	L, 0-32

Morris Brown	
Morris Brown leads 12-8-6 ASU - W6	
1929	W, 2-0
1930	L, 0-6
1931	W, 6-0
1932	T, 7-7
1933	T, 0-0
1934	T, 7-7
1935	W, 6-0
1936	T, 0-0
1937	L, 7-26
1938	L, 7-10
1939	T, 0-0
1940	L, 3-21
1941	L, 6-26
1942	L, 0-25
1943	L, 0-12
1944	L, 0-21
1947	L, 6-25
1948	L, 0-30
1970	L, 13-30
1971	L, 33-46
1972	W, 16-8
1973	W, 27-0
1974	W, 13-10
1975	W, 28-8
1976	W, 21-15
2002	W, 40-7

New Orleans	
Alabama State leads 1-0 ASU - W1	
1931	W, 39-6

North Carolina A&T	
Alabama State leads 1-0 ASU - W1	
1991	W, 36-13

Ohio National Guard	
Ohio National Guard leads 1-0 ONG - W1	

1917	L, 0-19
Paine	
Alabama State leads 3-0 ASU - W3	
1916	W, 62-20
1930	W, 40-13
1931	W, 32-12

Prairie View A&M	
Alabama State leads 27-9-1 PVAMU - W7	
1931	L, 2-27
1932	W, 9-7
1940	W, 30-26
1984	W, 29-20
1985	W, 17-10
1986	W, 20-14
1987	W, 24-7
1988	L, 0-45
1989	W, 47-0
1991	W, 92-0
1992	W, 44-6
1993	W, 37-6
1994	W, 54-13
1995	W, 49-16
1996	W, 31-15
1997	W, 56-7
1998	W, 30-20
1999	W, 42-27
2000	W, 51-21
2003	W, 59-7
2004	W, 42-20
2005	W, 34-13
2006	W, 10-7
2007	L, 6-17
2008	L, 6-27
2009	L, 10-24
2010	W, 15-12
2011	W, 20-7
2012	W, 35-21
2013	W, 48-42
2014	L, 24-34
2015	L, 13-38
2016	L, 17-24
2017	L, 0-34
2018	L, 13-66
2019	L, 17-20
2021	L, 20-24

Rust	
Rust leads 2-0 Rust - W2	
1963	L, 8-18
1964	L, 6-14

Sam Houston State	
Sam Houston State leads 1-0 SHSU - W1	
2014	L, 21-50

Samford	
Alabama State leads 1-0-1 ASU - W1	
1990	T, 24-24
1991	W, 31-28

Savannah State	
Alabama State leads 15-6-1 ASU - W5	
1951	L, 12-25
1952	W, 34-7
1953	W, 74-0
1954	W, 39-0
1955	W, 14-6

1956	W, 34-0
1957	L, 6-13
1958	L, 8-12
1959	T, 14-14
1960	W, 32-0
1961	L, 10-32
1962	L, 0-8
1963	W, 14-12
1967	W, 22-8
1968	W, 35-32
1969	W, 17-0
1979	L, 7-9
1980	W, 45-0
1981	W, 45-0
2002	W, 28-13
2009	W, 20-17
2010	W, 24-0

Selma	
Alabama State leads 11-0 ASU - W11	
1914	W, 39-0
1915	W, 40-0
1916	W, 41-0
1917	W, 72-0
1922	W, 82-0
1924	W, 20-0
1925	W, 57-0
1926	W, 54-0
1927	W, 49-0
1928	W, 32-6
1929	W, 43-0

Shaw	
Alabama State leads 1-0 ASU - W1	
1978	W, 42-2

South Alabama	
South Alabama leads 1-0 USA - W1	
2018	L, 7-45

South Carolina State	
Series Tied 4-4 SCSU - W2	
1937	L, 0-14
1938	W, 17-0
1939	W, 30-12
1940	W, 26-0
1942	L, 12-42
1970	W, 29-20
2005	L, 14-27
2021 (Spring)	L, 7-14

Southern	
Southern leads 29-12 Southern - W5	
1932	W, 12-7
1933	W, 14-0
1934	L, 0-12
1935	W, 20-14
1978	W, 9-6
1983	L, 7-14
1984	L, 0-20
1985	L, 14-35
1986	L, 9-27
1987	L, 10-14
1988	L, 12-20
1989	L, 14-17
1990	L, 6-7
1991	W, 19-16

1992	W, 30-10
1993	L, 14-23
1994	L, 0-31
1995	L, 19-29
1996	W, 16-14
1997	L, 16-27
1998	L, 27-34
1999	L, 13-36
2000	W, 37-33
2001	L, 7-32
2003	L, 10-35
2003	L, 9-20
2004	L, 41-42
2004	W, 40-35
2005	W, 45-35
2006	L, 20-38
2007	L, 2-21
2008	L, 0-15
2009	L, 24-34
2010	W, 21-19
2011	L, 23-26
2012	W, 31-30
2013	L, 28-31
2014	L, 21-28
2015	L, 34-45
2016	L, 6-64
2021 (Spring)	L, 21-24

Stillman	
Alabama State leads 4-0 ASU - W4	
1922	W, 38-0
1923	W, 30-0
2013	W, 41-28
2014	W, 30-27

Talladega	
Alabama State leads 11-7-1 ASU - W4	
1905	L, 0-5
1906	T, 5-5
1907	W, 10-5
1908	W, 5-0
1908	W, 6-0
1909	W, 6-0
1910	W, 6-0
1911	L, 5-6
1914	L, 0-19
1917	L, 0-19
1921	L, 20-21
1923	L, 0-13
1924	W, 13-6
1925	W, 7-6
1926	L, 0-2
1927	W, 12-6
1928	W, 13-0
1935	W, 28-0
1937	W, 51-0

Tennessee State	
Tennessee State leads 11-3 TSU - W1	
1928	W, 6-0
1939	L, 13-14
1971	L, 0-43
1972	L, 0-43
1973	L, 7-35
1974	L, 0-56
1980	L, 17-35
1981	W, 20-15

1982	L, 0-42
1983	L, 19-52
1999	L, 8-41
2000	L, 13-39
2014	W, 27-21
2015	L, 14-24

Texas College

Texas College leads 0-1-1 Current Streak: --	
1935	L, 0-9
1936	T, 6-6

Texas-San Antonio

Texas-San Antonio leads 1-0 UTSA - W1	
2016	L, 13-26

Texas Southern

Alabama State leads 21-12-2 ASU - W4	
1983	L, 3-10
1984	L, 20-33
1985	W, 24-14
1986	W, 35-31
1987	L, 9-31
1988	W, 20-6
1989	T, 16-16
1990	L, 23-24
1991	T, 14-14
1992	L, 28-30
1993	W, 28-26
1994	W, 28-14
1995	W, 27-19
1996	L, 3-10
1997	L, 6-31
1998	L, 6-31
2001	W, 27-24
2002	W, 43-32
2003	W, 38-26
2004	W, 55-15
2005	W, 27-15
2006	L, 9-10
2007	W, 21-10
2010	L, 7-21
2010	L, 6-11
2011	W, 43-29
2012	W, 45-0
2013	W, 34-2
2014	W, 38-3
2015	W, 41-23
2016	L, 27-31
2017	W, 23-16
2018	W, 30-21
2019	W, 27-21
2021	W, 24-21

Texas State

Texas State leads 1-0 TSU - W1	
1948	L, 0-59

Troy

Troy leads 14-2 Troy - W11	
1974	L, 14-18
1975	L, 10-13
1975	L, 16-17
1989	W, 16-13
1991	W, 22-19
1992	L, 14-31
1993	L, 3-38

1994	L, 27-49
1995	L, 10-28
1996	L, 6-37
1997	L, 13-20
1998	L, 0-26
1999	L, 20-27
2000	L, 19-62
2006	L, 0-38
2017	L, 7-34

Tuskegee

Tuskegee leads series 62-38-3 ASU - W3	
1901	L, 0-37
1902	L, 0-85
1904	L, 0-65
1905	L, 0-6
1906	L, 0-5
1907	L, 0-6
1908	L, 0-6
1909	W, 2-0
1914	W, 7-0
1915	W, 13-0
1918	L, 0-31
1922	L, 0-19
1923	L, 6-13
1924	L, 7-28
1925	L, 0-14
1926	L, 7-14
1927	T, 0-0
1928	T, 6-6
1929	L, 0-20
1930	L, 6-32
1931	L, 7-32
1932	L, 0-7
1933	L, 7-14
1934	W, 6-2
1935	W, 3-0
1936	L, 0-7
1937	L, 0-14
1938	W, 26-0
1939	L, 0-6
1940	W, 31-12
1941	L, 6-33
1942	L, 0-27
1943	L, 13-19
1944	L, 12-32
1945	L, 0-26
1946	L, 14-26
1947	T, 26-26
1948	L, 0-15
1949	L, 19-20
1950	L, 0-16
1951	L, 13-26
1952	W, 28-13
1953	W, 6-2
1954	W, 23-2
1955	W, 19-13
1956	L, 13-19
1957	W, 13-7
1958	L, 20-24
1959	W, 22-20
1960	L, 8-12
1961	L, 12-19
1962	L, 0-42
1963	L, 0-3
1964	W, 19-11
1965	W, 20-12

1966	W, 36-14
1967	L, 8-21
1968	L, 12-28
1969	L, 14-28
1970	L, 20-34
1971	L, 0-13
1972	L, 0-13
1973	L, 15-23
1974	L, 7-28
1975	W, 37-21
1976	W, 28-14
1977	W, 13-7
1978	W, 15-0
1979	W, 20-6
1980	W, 14-7
1981	L, 3-14
1982	L, 13-14
1983	W, 13-3
1984	W, 31-8
1985	W, 21-0
1988	W, 17-0
1989	W, 26-20
1990	W, 49-7
1993	W, 31-30
1994	W, 37-35
1995	W, 58-20
1996	L, 14-21
1997	L, 16-21
1998	W, 27-7
1999	L, 27-34
2000	L, 27-28
2001	L, 27-31
2002	L, 20-25
2003	W, 38-28
2004	L, 17-27
2005	L, 27-28
2006	L, 10-17
2007	L, 58-64
2008	W, 17-13
2009	L, 0-21
2010	L, 7-21
2011	W, 30-21
2012	L, 25-27
2017	L, 6-14
2018	W, 26-20
2019	W, 38-31
2021	W, 43-9

Tuskegee AAF

Tuskegee AAF leads 1-0 TAAF - W1	
1944	L, 0-21

West Virginia State


Alabama State leads 2-0 ASU - W2	
1932	W, 6-4
1933	W, 7-0

Wilberforce

Wilberforce leads 4-0 Wilberforce - W4	
1930	L, 0-26
1931	L, 0-32
1933	L, 0-22
1934	L, 8-26

Xavier

Xavier leads 13-9-1 Xavier - W1	
1933	W, 7-0
1934	W, 42-0
1935	W, 33-21
1936	L, 0-6
1937	L, 0-21
1938	T, 12-12
1939	W, 13-7
1940	W, 13-7
1941	W, 27-13
1942	L, 0-8
1943	L, 6-8
1947	W, 19-6
1949	W, 12-6
1950	L, 0-55
1951	L, 0-13
1952	L, 0-46
1953	L, 0-13
1954	L, 13-19
1955	L, 12-14
1956	L, 6-19
1957	L, 0-20
1958	W, 12-6
1959	L, 14-19

<div> <div>  </div> <div> <div> <div> </div> </div> </div> </div>	<div> <div> </div> <div> </div> </div>	<div> <div> </div> <div> </div> </div>
<div> <div> </div> <div> </div> </div>	<div> <div> </div> <div> </div> </div>	<div> <div> </div> <div> </div> </div>
<div> <div> </div> <div> </div> </div>	<div> <div> </div> <div> </div> </div>	<div> <div> </div> <div> </div> </div>

SCORE BY QUARTERS	1	2	3	4	Final	
Howard University	3	3	0	7	13	Record: (0-1)
Alabama State	6	7	7	3	23	Record: (1-0)

SCORING SUMMARY:		
1st	10:31 HU	West, Dylan 33 yd field goal, 12-51 4:29, HU 3 - ALST 0
	03:48 ALST	Howell, Ja"Won 3 yd run, 8-55 3:50, HU 3 - ALST 6
2nd	12:22 ALST	Scott, Isaiah 11 yd pass from (Eichner, Nathan kick), 7-77 3:35, HU 3 - ALST 13
	04:54 HU	West, Dylan 28 yd field goal, 18-72 7:28, HU 6 - ALST 13
3rd	04:06 ALST	Merritt, Jacory 21 yd run (Eichner, Nathan kick), 9-84 5:18, HU 6 - ALST 20
4th	10:01 HU	Hunter, Jarrett 5 yd run (West, Dylan kick), 6-47 1:48, HU 13 - ALST 20
	03:29 ALST	Eichner, Nathan 29 yd field goal, 12-63 6:32, HU 13 - ALST 23

	HU	ALST
FIRST DOWNS	17	17
RUSHES-YARDS (NET)	31-127	33-115
PASSING YDS (NET)	141	245
Passes Att-Comp-Int	32-17-1	24-17-1
TOTAL OFFENSE PLAYS-YARDS	63-268	57-360
Fumble Returns-Yards	0-0	0-0
Punt Returns-Yards	0-35	0-7
Kickoff Returns-Yards	5-110	4-68
Interception Returns-Yards	1-0	1-2
Punts (Number-Avg)	4-39.0	4-31.5
Fumbles-Lost	1-0	1-1
Penalties-Yards	8-65	11-100
Possession Time	30:25	29:19
Third-Down Conversions	4 of 12	4 of 11
Fourth-Down Conversions	1 of 2	1 of 1
Red-Zone Scores-Chances	2-3	4-4
Sacks By: Number-Yards	2-0	2-0

RUSHING: **Howard University**-Hawthorne, Kase 4-39; Hunter, Jarrett 10-32; Wheeler,Ian 4-23; James, Eden 5-15; Williams, Quint 7-12; Bedell, Anthony 1-6. **Alabama State**-Merritt, Jacory 15-55; Davis, Dematriu 9-37; Dunn, Santo 4-14; Howell, Ja"Won 4-11; Bryant, Nazaret 1-minus 2.

PASSING: **Howard University**-Williams, Quint 17-32-1-141. **Alabama State**-Davis, Dematriu 16-23-1-184; Crawley, Myles 1-1-0-61.


RECEIVING: **Howard University**-Ilarraza, Richi 7-36; Murray, Antoine 3-32; Hezekiah, Nah'S 3-28; Carter, Christi 2-18; Wheeler, Ian 1-7; Hunter, Jarrett 1-10. **Alabama State**-Scott, Isaiah 4-83; Merritt, Jacory 3-48; Shenault, La'Vonantae 3-44; Dunn, Santo 2-24; Hixon, Jeremiah 2-13; Saunders, Tyree 1-37; Medlock,Jayce 1-minus 2; McMinn, Robert 1-minus 2.

INTERCEPTIONS: **Howard University**-Hollon, Terrance 1-0. **Alabama State**-Maddox,Adrian 1-2.

FUMBLES: **Howard University**-Ilarraza, Richi 1-0. **Alabama State**-Davis, Dematriu 1-1.

SACKS (UA-A): **Howard University** 2-14. **Alabama State** 2-14.

TACKLES (UA-A): **Howard University**-Knighten, Jabar 7-1; Gallop, Kenny 5-3; Perrin, Clayton 0-8; Hollon, Terranc 2-5; Williams, Ray 5-1; Jackson, Jevin 2-4; Brokenburr, Dar 3-2; Jones III, Robe 2-1; Hinton, Carson 2-1; Brown, Marcus 2-1; White, Christia 1-2; Dyson, Cameron 2-0; Brown, Christia 2-0; Robiou, Xavier 1-0; Hezekiah, Nah'S 1-0; Miller, Bryce 1-0; Stewart, Jamel 0-1. **Alabama State**-Maddox, Adrian 4-4; Isaac, Keenan 5-2; Adams, Colton 2-4; Young-Rolle, St 4-0; Bellamy, Demaru 3-1; Stokes, KJ 2-1; Gaddy, Brandon 2-1; Jackson, Cail 2-1; Lapierre, Mauri 1-2; Scott, Jeffery 1-2; Varner, Kanye 1-2; Culpepper, Nayl 1-2; Davis, Irshaad 2-0; Strong, Alondra 1-1; Cunningham, Dem 1-1; Ogletree, Andre 0-2; Norris, Donte' 1-0; Condry, Chevali 1-0; Troutman, Danie 1-0; TEAM 1-0; Victor, Mikey 0-1; Manley, Dontrey 0-1; Robinson, Jakob 0-1; Daniels, Roderick 0-1.

<div> <div>  </div> <div> <div> <div> </div> </div> </div> </div>	<div> <div> </div> <div> </div> </div>	<div> <div> </div> <div> </div> </div>
<div> <div> </div> <div> </div> </div>	<div> <div> </div> <div> </div> </div>	<div> <div> </div> <div> </div> </div>
<div> <div> </div> <div> </div> </div>	<div> <div> </div> <div> </div> </div>	<div> <div> </div> <div> </div> </div>

SCORE BY QUARTERS	1	2	3	4	Final	
Howard University	0	3	3	7	13	Record: (0-1)
Alabama State	21	0	0	0	21	Record: (2-0)

SCORING SUMMARY:		
1st	11:18 ALST	Jayce Medlock 14 yd pass from Dematrius Davis (N. Eichner kick), 2-59 0:47, MC 0 - ALST 7
	03:45 ALST	Darius Edmonds 26 yd pass from Myles Crawley (N. Eichner kick) 5-56 3:08, MC 0 - ALST 14
	01:45 ALST	Santo Dunn 36 yd run (N. Eichner kick) 2-51 0:34, MC 0 - ALST 21
2nd	04:38 MC	J. Spradlin 34 yd field goal 9-31 3:50, MC 3 - ALST 21
3rd	12:44 MC	J. Spradlin 31 yd field goal 6-12 2:12, MC 6 - ALST 21
4th	02:54 MC	Collin Woods 15 yd pass from Jacob Millhouse (J. Spradlin kick) 8-65 3:09, MC 13 - ALST 21

	MC	ALST
FIRST DOWNS	17	17
RUSHES-YARDS (NET)	44-119	31-113
PASSING YDS (NET)	106	221
Passes Att-Comp-Int	34-14-0	20-11-1
TOTAL OFFENSE PLAYS-YARDS	78-225	51-334
Fumble Returns-Yards	0-0	0-0
Punt Returns-Yards	2-33	4-38
Kickoff Returns-Yards	4-65	4-42
Interception Returns-Yards	1-38	0-0
Punts (Number-Avg)	7-34.1	5-38.4
Fumbles-Lost	3-2	5-5
Penalties-Yards	7-79	10-110
Possession Time	35:12	23:34
Third-Down Conversions	5 of 17	5 of 12
Fourth-Down Conversions	1 of 2	0 of 0
Red-Zone Scores-Chances	3-4	1-2
Sacks By: Number-Yards	2-12	5-35

RUSHING: **Miles** - Jacob Millhouse 8-42; Zarious Keyes 7-32; Brandon Hicks 10-20; Brian Thomas 3-12; Jalen Parker 5-9; C. Kendrick 4-4; Aaron Frazier 1-2; Blake Speed 3-2; Dante Franklin 1-minus 2; C. Newell 2-minus 2. **Alabama State** -Ja"Won Howell 11-48; Santo Dunn 5-42; Donte' Norris 2-18; Jacory Merritt 9-12; Dematrius Davis 1-2; Myles Crawley 3-minus 9.

PASSING: **Miles** - Jalen Parker 3-12-0-11; Jacob Millhouse 6-11-0-64; C. Newell 5-9-0-31; TEAM 0-2-0-0.

Alabama State-Myles Crawley 9-18-1-162; Dematrius Davis 1-1-0-14; Jeremiah Hixon 1-1-0-45.


RECEIVING: **Miles** -Jaihi Andrews 7-34; Marcus Lodge 3-20; Orlando Doss 1-23; Collin Woods 1-15; Shaffon Reese 1-12; Aaron Frazier 1-0; Jaylin Peterson 0-2. **Alabama State**-Isaiah Scott 2-60; Jayce Medlock 2-50; L. Shenault 2-50; Darius Edmonds 2-47; Jeremiah Hixon 1-6; Jacory Merritt 1-4; E'Shawn Mayes 1-4.


INTERCEPTIONS: **Miles**-A. Brundidge 1-38 **Alabama State**-none.


FUMBLES: **Miles** -Jaylin Peterson 1-1; Graderius Brown 1-0; C. Kendrick 1-1. **Alabama State**-Myles Crawley 1-1; Dontrey Manley 1-1; Ja"Won Howell 1-1; Jacory Merritt 1-1; Donte' Norris 1-1.


SACKS (UA-A): **Howard University**-A. Brundidge 2-0. **Alabama State**-Brandon Gaddy 2-0; Kelvin Stokes 1-0; S. Young-Rolle 1-0; R. Jean-Louis 1-0.


TACKLES (UA-A): **Miles** -KR. Thompson 4-2; Jarius Grayson 4-2; Chris Ware 2-4; Graderius Brown 4-1; A. Brundidge 2-3; Zion Sharpe 2-2; Steven Mackey 3-0; J. Rogers 2-1; William Hardy 2-0; Jamarius Brown 2-0; Collin Woods 2-0; Roc Dowdell 1-1; Quinci Nelms 1-0; James Sawyer 1-0; Johnny Blackmon 1-0; K. Jones 1-0; Andrew Gaylor 0-1; Cameron Snead 0-1; Dante Franklin 0-1; Jaylin Peterson 0-1 **Alabama State**-Brandon Gaddy 6-4; Colton Adams 3-5; Irshaad Davis 3-3; Kelvin Stokes 4-1; Adrian Maddox 3-2; R. Jean-Louis 3-2; S. Young-Rolle 2-3; Andrew Ogletree 2-2; D. Bellamy 1-3; Keenan Isaac 3-0; Rodney Echols 3-0; Jeffery Scott 2-1; D. Cunningham 0-3; Tre Phillips 2-0; Bobby Moore 1-1; R. Daniels 1-1; N. Culpepper 1-0; Dylan Creech 1-0; Alondras Strong 1-0; N. Eichner 1-0; Christian Lee 0-1; Jeremy Jarman 0-1; Chauncey Moore 0-1; Jakobi Robinson 0-1; M. Lapierre

<div> <div>  </div> <div> <div> <div> </div> </div> </div> </div>	<div> <div> </div> <div> </div> </div>	<div> <div> </div> <div> </div> </div>
<div> <div> </div> <div> </div> </div>	<div> <div> </div> <div> </div> </div>	<div> <div> </div> <div> </div> </div>
<div> <div> </div> <div> </div> </div>	<div> <div> </div> <div> </div> </div>	<div> <div> </div> <div> </div> </div>


	GAME FOUR Sept. 24, 2021 Montgomery, Ala. Attendance:
PRAIRIE VIEW A&M	
ALABAMA STATE	

	GAME FIVE Oct. 1, 2021 Houston, Texas Attendance:
ALABAMA STATE	
TEXAS SOUTHERN	

	GAME SIX Oct. 8, 2021 Montgomery, Ala. Attendance: HOME COMING
JACKSON STATE	
ALABAMA STATE	

	GAME SEVEN Oct. 29, 2022 MON Attendance:
MISSISSIPPI VALLEY STATE	
ALABAMA STATE	

	GAME EIGHT Oct. 29, 2022 Birmingham, Ala. Attendance:
ALABAMA STATE	
ALABAMA A&M	

	GAME NINE Nov. 5, 2021 Daytona Beach, Fla. Attendance:
ALABAMA STATE	
BETUHNE-COOKMAN	



GAME TEN
Nov. 12, 2021 | Montgomery, Ala.
Attendance:

FLORIDA A&M

ALABAMA STATE



GAME 10
Nov. 24, 2021 | Montgomery, Ala.
Attendance:

ARKANSAS-PINE BLUFF

ALABAMA STATE

2022 HORNETS RECORD WHEN

CATEGORY	2022	UNDER ROBINSON
At Home	1-0	1-0
On The Road	0-0	0-0
Neutral Site Game	1-0	1-0
vs. SWAC	0-0	0-0
vs. Non Conference	2-0	2-0
NCAA Postseason	0-0	0-0
vs. In State Opponents	1-0	1-0
In August	1-0	1-0
In September	1-0	1-0
In October	0-0	0-0
In November	0-0	0-0
In December	0-0	0-0
On Television	2-0	2-0
Afternoon Games	0-0	0-0
Night Games	2-0	2-0
Decided by 7 pts or less	1-0	1-0
Scoring First	1-0	1-0
Opponent Scores First	1-0	1-0
Leading at Half	2-0	2-0
Trailing at Half	0-0	0-0
Tied at Half	0-0	0-0
Leading after 3 quarters	2-0	2-0
Trailing after 3 quarters	0-0	0-0
Tied After 3 quarters	0-0	0-0
In overtime	0-0	0-0
Scoring 30 + points	0-0	0-0
Scoring 20-29 points	2-0	2-0
Scoring 0-19 points	0-0	0-0
Allowing 30 + points	0-0	0-0
Allowing 20-29 points	0-0	0-0
Allowing 0-19 points	2-0	2-0
Outrushing Opponents	1-0	1-0
Getting Outrushed	1-0	1-0
Passing for more yards	2-0	2-0
Passing for fewer yards	0-0	0-0
Outgaining Opponent	2-0	2-0
Getting Outgained	0-0	0-0
Winning TOP	2-0	2-0
Losing TOP	0-0	0-0
Scoring a Def./ ST TD	0-0	0-0
Allowing a Def./ST TD	0-0	0-0
Fewer Penalty Yards	1-0	0-0
More Penalty Yards	1-0	1-0
Winning Turnover Battle	0-0	0-0
Losing Turnover Battle	1-0	1-0
Equal In Turnovers	1-0	1-0



CAREER RECORDS

RECEPTIONS

NICK ANDREWS • 2008-11
202 receptions

Player	Years	REC	YDS	YPC	TD
Nick Andrews	2008-11	202	2,755	13.6	27
Damon Hodge	1996-99	176	2,280	13.0	21
Reggie Barlow	1992-95	133	2,536	19.5	17
T.C. McWilliams	2009-12	133	1,737	13.1	16
Reggie Brown	1988-91	132	2,271	17.2	23
Darryl Pearson	1984-87	124	1,823	14.7	16
Kenneth Watson	1998-00	120	1,772	14.8	10
Ricky Cotton	1978-81	112	1360	12.1	9
Darius Mathis	2007-09	103	1129	11.0	11
Horace Brooks	1989-92	102	2,180	21.4	23



REGGIE BARLOW

RECEIVING YARDS

REGGIE BARLOW • 1992-95
2,536 yds

Player	Years	REC	YDS	YPC	TD
Reggie Barlow	1992-95	133	2,536	19.5	17
Damon Hodge	1996-99	176	2,280	13.0	21
Reggie Brown	1988-91	132	2,271	17.2	23
Horace Brooks	1989-92	102	2,180	21.4	23
Darryl Pearson	1984-87	124	1,823	14.7	16
Kenneth Watson	1998-00	120	1,772	14.8	10
Reginald Glover	2002-04	80	1,740	21.8	13
T.C. McWilliams	2009-12	133	1,737	13.1	16
Nick Andrews	2008-10	124	1,660	13.4	17
William Evans	1962-65	53	1,582	29.8	21

PUNTING

David Beckford • 1999-2002
43.8 avg

Player	Years	NO.	YDS	AVG
David Beckford	1999-02	195	8,534	43.8
Anthony Craven	2018-19	137	5,897	43.0
Bobby Wenzig	2011-13	215	8,977	41.8
Lonnie Broadnax	1971-74	136	5,552	40.8
Charles Mitchell	1964-67	170	6,760	39.8
Ernest Carswell	1980-83	84	3,262	38.8
Trevor Vincent	2016-17	241	9,095	37.7
Anthony Speight	2008-10	113	4,260	37.7
Erik Mothershed	1990-93	121	4,419	36.5
Randy Lefebure	1998-99	51	1,853	36.3
Reginald Adams	1986-89	195	7,016	36.0

INTERCEPTIONS

KEJUAN RILEY • 2009-12
21 total

Player	Years	NO.	YDS	TD
Kejuan Riley	2009-12	21	348	0
Emmanuel Martin	1988-91	17	220	0
Antoine Hill	2001-03	16	244	2
Latrod Garner	1990-93	16	219	1
Edwin Ross	1984-87	15	132	1
Chauncey Whatley	1975-78	15	113	2
Lecorey Harvest	1990-93	13	199	1
Michael Madison	1975-78	13	186	3
Darryl Lowe	1977-80	12	34	0



SINGLE SEASON RECORDS

SCORING

ALCEDE SURTAIN • 1995

130 [21 TDs]

Player	Year	TD	PAT	FG	Pts
Alcede Surtain	1995	21	0	0	130
Keldrick Williams	2004	17	0	0	102
Anthony Johnson	2003	0	53	13	92
Isaiah Crowell	2012	15	0	0	90
Isaiah Crowell	2013	15	0	0	90
Johnny Pleasant	1966	14	1	0	86
Anthony Johnson	2004	0	50	11	83
Preston Clark	2014	0	15	35	80
Michael Jefferson	2019	13	0	0	78
Robert Vaughn	1994	13	0	0	78
Rico White	1993	13	0	0	78
Rico White	1990	13	0	0	78
Brad Baxter	1986	13	0	0	78
Bobby Wenzig	2011	0	31	15	76
Jason Thompson	1990	0	44	10	74

TOTAL OFFENSE

DARNELL KENNEDY • 2001

3,674 yds

Player	Year	Plays	Rush	Pass	Ttl
Darnell Kennedy	2001	442	465	3,151	3,674
Darnell Kennedy	2000	482	-13	3,488	3,537
KHA'Darrius Davis	2019	319	3	2,097	3,000
Tarvaris Jackson	2004	414	253	2,556	2,809
Darnell Kennedy	1998	435	385	2,409	2,794
Tarvaris Jackson	2003	407	444	2,342	2,786
Ricky Jones	1990	341	410	2,196	2,606
Darnell Kennedy	1997	463	108	2,378	2,486
Ricky Jones	1991	316	417	2,042	2,453
Daniel Duhart	2014	371	158	2,105	2,263
Alcede Surtain	1995	357	1,024	1,227	2,251
Greg Jenkins	2012	354	507	1,691	2,198
Daniel Duhart	2013	363	161	1,903	2,064
Chris Mitchell	2009	362	187	1,748	1,935
Greg Jenkins	2011	332	330	1,475	1,805

PASSING

DARNELL KENNEDY • 2000

3,488 yds

Player	Year	ATT	COMP	YDS	TD
Darnell Kennedy	2000	401	217	3,488	33
Darnell Kennedy	2001	201	346	3,151	33
Tarvaris Jackson	2004	349	182	2,556	20
Darnell Kennedy	1998	375	201	2,409	19
Darnell Kennedy	1997	331	207	2,378	15
Tarvaris Jackson	2003	316	160	2,342	18
Ricky Jones	1990	245	124	2,136	21
Daniel Duhart	2014	159	296	2,105	10
KHA'Darrius Davis	2019	181	309	2,097	21
Ricky Jones	1991	240	126	2,042	19
Anthony Benjamin	1985	324	144	1,720	7
Chris Mitchell	2009	260	131	1,748	10
Devin Dominguez	2010	255	126	1,536	19

RUSHING

BRAD BAXTER • 1996

1,705 yds

Player	Year	ATT	YDS	AVG	TD
Brad Baxter	1986	302	1,705	5.6	13
Malcolm Cyrus	2014	236	1,497	6.3	9
Rico White	1993	233	1,267	5.4	13
Khalid Thomas	2016	179	1,237	6.9	9
Brad Baxter	1987	267	1,206	4.5	9
Keldrick Williams	2003	201	1,195	5.9	9
Jay Peck	2007	246	1,186	4.8	6
Larry Bias	2001	192	1,167	6.1	9
Keldrick Williams	2004	198	1,167	5.9	17
Isaiah Crowell	2013	170	1,121	6.6	15
Robert Vaughn	1994	132	1,088	8.2	13
Alcede Surtain	1995	178	1,024	5.8	21
Gene Blanchard	1966	157	943	6.0	8



SINGLE SEASON RECORDS

SCORING

Player	Year	TD	PAT	FG	Pts
Alcede Surtain	1995	0	21	0	130
Keldrick Williams	2004	17	0	0	102
Anthony Johnson	2003	0	53	13	92
Isaiah Crowell	2012	15	0	0	90
Isaiah Crowell	2013	15	0	0	90
Johnny Pleasant	1966	14	1	0	86
Anthony Johnson	2004	0	50	11	83
Preston Clark	2014	0	15	35	80
Robert Vaughn	1994	13	0	0	78
Rico White	1993	13	0	0	78
Rico White	1990	13	0	0	78
Brad Baxter	1986	13	0	0	78
Bobby Wenzig	2011	0	31	15	76
Jason Thompson	1990	0	44	10	74

TOTAL OFFENSE

Player	Year	Plays	Rush	Pass	Ttl
Darnell Kennedy	2001	442	465	3,151	3,674
Darnell Kennedy	2000	482	-13	3,488	3,537
Tarvaris Jackson	2004	414	253	2,556	2,809
Darnell Kennedy	1998	435	385	2,409	2,794
Tarvaris Jackson	2003	407	444	2,342	2,786
Ricky Jones	1990	341	410	2,196	2,606
Darnell Kennedy	1997	463	108	2,378	2,486
Ricky Jones	1991	316	417	2,042	2,453
Daniel Duhart	2014	371	158	2,105	2,263
Alcede Surtain	1995	357	1,024	1,227	2,251
Greg Jenkins	2012	354	507	1,691	2,198
Daniel Duhart	2013	363	161	1,903	2,064
Chris Mitchell	2009	362	187	1,748	1,935
Greg Jenkins	2011	332	330	1,475	1,805

PASSING

Player	Year	ATT	COMP	YDS	TD
Darnell Kennedy	2000	401	217	3,488	33
Darnell Kennedy	2001	201	346	3,151	33
Tarvaris Jackson	2004	349	182	2,556	20
Darnell Kennedy	1998	375	201	2,409	19
Darnell Kennedy	1997	331	207	2,378	15
Tarvaris Jackson	2003	316	160	2,342	18
Ricky Jones	1990	245	124	2,136	21
Daniel Duhart	2014	159	296	2,105	10
Ricky Jones	1991	240	126	2,042	19
Anthony Benjamin	1985	324	144	1,720	7
Chris Mitchell	2009	260	131	1,748	10
Devin Dominguez	2010	255	126	1,536	19

RUSHING

Player	Year	ATT	YDS	AVG	TD
Brad Baxter	1986	302	1,705	5.6	13
Malcolm Cyrus	2014	236	1,497	6.3	9
Rico White	1993	233	1,267	5.4	13
Khalid Thomas	2016	179	1,237	6.9	9
Brad Baxter	1987	287	1,206	4.5	9
Keldrick Williams	2003	201	1,195	5.9	9
Jay Peck	2007	246	1,186	4.8	6
Larry Bias	2001	192	1,167	6.1	9
Keldrick Williams	2004	198	1,167	5.9	17
Isaiah Crowell	2013	170	1,121	6.6	15
Robert Vaughn	1994	132	1,088	8.2	13
Alcede Surtain	1995	178	1,024	5.8	21
Gene Blanchard	1966	157	943	6.0	8

RECEPTIONS

Player	Year	REC	YDS	YPC	TD
Damon Hodge	1998	83	1,023	12.3	3
Nick Andrews	2011	78	1,095	14.0	10
Alphus Shipman	1997	61	708	11.6	3
Reggie Barlow	1994	58	1,267	21.8	12
Floyd "B.J." Tiger	2001	58	1,074	18.5	8
Ricky Cotton	1980	58	668	11.5	6
Clayton Harris	2004	54	548	10.1	2
Damon Hodge	1997	53	737	13.9	3
Machion Sanders	2002	52	729	14.0	10

Earl Lucas	2013	51	515	10.1	3
Darryl Pearson	1985	50	692	13.8	4
Reggie Brown	1990	48	815	17.0	8
T.C. McWilliams	2012	48	612	12.8	5

RECEIVING YARDS

Player	Year	REC	YDS	YPC	TD
Reggie Barlow	1994	58	1,267	21.8	12
Nick Andrews	2011	78	1,095	14.0	10
Floyd "B.J." Tiger	2001	58	1,074	18.5	8
Damon Hodge	1998	83	1,023	12.3	3
Reginald Glover	2004	43	981	22.8	7
William Evans	1965	23	843	36.7	11
Reggie Brown	1990	48	815	17.0	8
Chad Lucas	2003	47	813	17.3	5
Nick Andrews	2009	47	803	17.1	5
Damon Hodge	1997	53	737	13.9	3
Machion Sanders	2002	52	729	14.0	10

PUNTING (min. 25 punts)

Player	Year	NO.	YDS	AVG
Lonnie Broadnax	1974	35	1,604	46.0
David Beckford	2001	41	1,881	45.9
Bobby Wenzig	2012	61	2,780	45.6
David Beckford	2000	44	1,932	43.9
David Beckford	2002	57	2,505	43.9
Bobby Wenzig	2013	77	3295	42.8
Anthony Craven	2018	78	3311	42.7
Charles Mitchell	1965	58	2,473	42.6
David Beckford	1999	53	2,216	41.8
Bobby Wenzig	2011	70	2,902	41.5
Lonnie Broadnax	1973	55	2,226	40.5
Trevor Vincent	2017	63	2,549	40.5
Ernest Carswell	1982	27	1,069	39.6
Erik Mothershed	1992	55	2,174	39.5
Anthony Speight	2010	74	2,903	39.2
Woodrow McCorvey	1971	56	2,163	38.6

INTERCEPTIONS (since 1970)

Player	Year	NO.	YDS	TD
Antoine Hill	2002	10	199	1
Kejuan Riley	2011	9	140	0
Edwin Ross	1986	8	131	0
Latrod Garner	1991	8	108	1
Joel Smith	1970	7	118	0
Lecorey Harvest	1992	7	116	1
Emmanuel Martin	1990	7	94	0
John Mitchell	1989	7	84	0
Michael Williams	1994	7	71	0
Kejuan Riley	2010	7	56	0
Chauncey Whatley	1978	7	53	0
Darryl Lowe	1980	7	25	0

PUNT RETURN AVERAGE (since 1970)

Player	Year	NO.	YDS	AVG	TD
Derrick Whitehurst	1984	6	152	25.3	0
Reggie Barlow	1995	12	249	20.8	1
Jacques Rickerson	2010	12	236	19.7	0
Mark Hurt	1987	6	117	19.5	0
Ronald Harper	1974	10	192	19.2	1
Mark Hurt	1988	10	185	18.5	1
Khalid Thomas	2016	21	366	17.4	0
Joshua Hill	2018	8	114	14.3	0
Nick Andrews	2008	19	255	13.4	0
Malcolm Cyrus	2012	8	104	13.0	0

KICKOFF RETURNS (since 1970)

Player	Year	NO.	YDS	AVG	TD
Kenneth Bonom	1987	18	332	34.7	0
Paul Ashby	1991	17	513	30.5	2
Kenneth Bonom	1986	9	212	30.2	0

2022 Alabama State University Football Overall Statistics (as of Sep 6, 2022)

Team Statistics	ASU	OPP
SCORING	44	26
Points Per Game	22.00	13.00
FIRST DOWNS	34	34
Rushing	12	18
Passing	17	14
Penalty	5	2
RUSHING YARDAGE	228	246
Yards gained	281	314
Yards lost	53	68
Attempts	64	75
Avg Per Attempt	3.6	3.3
Avg Per Game	114.0	123.0
TDs Rushing	3	1
PASSING YARDAGE	466	247
Att-Comp-Int	44-28-2	66-31-1
Avg Per Attempt	10.59	3.74
Avg Per Catch	16.64	7.97
Avg Per Game	233.00	123.50
TDs Passing	3	1
TOTAL OFFENSE	694	493
Total Plays	108	141
Avg Per Play	6.4	3.5
Avg Per Game	347.0	246.5
KICK RETURNS: #-YARDS	8-110	9-175
PUNT RETURNS: #-YARDS	5-45	5-68
INT RETURNS: #-YARDS	1-2	2-38
KICK RETURN AVERAGE	13.75	19.44
PUNT RETURN AVERAGE	9.00	13.60
INT RETURN AVERAGE	2.00	19.00
FUMBLES-LOST	6-6	4-2
PENALTIES-YARDS	21-210	15-144
Avg Per Game	105.00	72.00
PUNTS-YARDS	9-318	11-395
Avg Per Punt	35.33	35.91
Net Punt Avg	27.78	31.82
KICKOFFS-YARDS	9-542	8-366
Avg Per Kick	60.22	45.75
Net Kick Avg	40.78	32.00
TIME OF POSSESSION	00:52:53	01:05:37
Per Game	26:26	32:48
3RD-DOWN CONVERSIONS	9-23	9-29
3rd-Down Pct	39.13 %	31.03 %
4TH-DOWN CONVERSIONS	1-1	2-4
4th-Down Pct	100.00 %	50.00 %
SACKS BY-YARDS	7-49	4-26
MISC YARDS	0	0
TOUCHDOWNS SCORED	6	2
FIELD GOALS-ATTEMPTS	1-1	4-6
ON-SIDE KICKS	0-0	0-0
RED-ZONE SCORES	5-6	5-7
RED-ZONE TOUCHDOWNS	4-6	2-7
PAT-ATTEMPTS	0-0	0-0
ATTENDANCE	38,205	0
Dates-Avg Per Date	2-19,103	0-0
Neutral Site #-Avg	-	1-21,088

Conf	Date	Opponent	WL	Score	Record	Time	Attend
	08/27/2022	vs Howard	W	23-13	1-0 , 0-0	04:40	21,088
	9/3/2022	MILES	W	21-13	2-0	3:29	17,117

* = Conference game

Score by Quarters	1st	2nd	3rd	4th	Total
Alabama St.	27	7	7	3	44
Opponents	3	6	3	14	26

2022 Alabama State University Football

Overall Statistics (as of Sep 6, 2022)

#	Rushing	GP	ATT	GAIN	LOSS	NET	AVG	TD	LG	AVG/G
2	Merritt, Jacory	2	24	87	20	67	2.8	1	21	33.50
8	Howell, Ja'Won	2	15	64	5	59	3.9	1	12	29.50
0	Dunn, Santo	2	9	56	0	56	6.2	1	36	28.00
4	Davis, Dematrius	2	10	53	14	39	3.9	0	11	19.50
9	Norris, Donte'	2	2	18	0	18	9.0	0	15	9.00
17	Bryant, Nazareth	2	1	0	2	-2	-2.0	0	0	-1.00
7	Crawley, Myles	2	3	3	12	-9	-3.0	0	3	-4.50
	Total	2	64	281	53	228	3.6	3	36	114.00
	Opponents	2	75	314	68	246	3.3	1	37	123.00

#	Passing	GP	Rating	COMP-ATT-INT	PCT	YDS	TD	LG	AVG/G
7	Crawley, Myles	2	158.06	10-19-1	52.63 %	223	1	61	111.50
4	Davis, Dematrius	2	159.30	17-24-1	70.83 %	198	2	37	99.00
1	Hixon, Jeremiah	2	478.00	1-1-0	100.00 %	45	0	45	22.50
	Total	2	166.01	28-44-2	63.64 %	466	3	61	233.00
	Opponents	2	80.38	31-66-1	46.97 %	247	1	23	123.50

#	Receivng	GP	NO	YDS	AVG	TD	LG	AVG/G
84	Scott, Isaiah	2	6	143	23.83	1	61	71.50
5	Shenault, La'Vontae	2	5	94	18.80	0	34	47.00
2	Merritt, Jacory	2	4	52	13.00	0	18	26.00
10	Medlock, Jayce	2	3	48	16.00	1	36	24.00
15	Edmonds, Darius	2	2	47	23.50	1	26	23.50
13	Saunders, Tyree	2	1	37	37.00	0	37	18.50
0	Dunn, Santo	2	2	24	12.00	0	22	12.00
1	Hixon, Jeremiah	2	3	19	6.33	0	13	9.50
85	Mayes, E'Shawn	2	1	4	4.00	0	4	2.00
87	McMinn, Robert	2	1	-2	-2.00	0	0	-1.00
	Total	2	28	466	16.64	3	61	233.00
	Opponents	2	31	247	7.97	1	23	123.50

#	Punt Returns	NO	YRDS	AVG	TD	LG
87	McMinn, Robert	3	25	8.33	0	10
0	Dunn, Santo	1	11	11.00	0	11
	Echols, Rodney	1	9	9.00	0	9
	Total	5	45	9.00	0	11
	Opponents	5	68	13.60	0	21

#	Interceptions	NO	YRDS	AVG	TD	LG
14	Maddox, Adrian	1	2	2.00	0	2
	Total	1	2	2.00	0	2
	Opponents	2	38	19.00	0	38

#	Kick Returns	NO	YRDS	AVG	TD	LG
87	McMinn, Robert	2	41	20.50	0	22
6	Knight, Joshua	2	36	18.00	0	28
36	Manley, Dontrey	2	12	6.00	0	11
18	Jean-Louis, Rhodyy	1	11	11.00	0	11
0	Dunn, Santo	1	10	10.00	0	10
	Total	8	110	13.75	0	28
	Opponents	9	175	19.44	0	34

#	Fumble Returns	NO	YRDS	AVG	TD	LG
---	----------------	----	------	-----	----	----

No data to report.

2022 Alabama State University Football
Overall Statistics (as of Sep 6, 2022)

#	Scoring	TD	FG	PAT					SAF	PTS
				KICK	RUSH	RCV	PASS	DXP		
0	Dunn, Santo	1	—	—	—	—	—	—	—	6
15	Edmonds, Darius	1	—	—	—	—	—	—	—	6
8	Howell, Ja'Won	1	—	—	—	—	—	—	—	6
10	Medlock, Jayce	1	—	—	—	—	—	—	—	6
2	Merritt, Jacory	1	—	—	—	—	—	—	—	6
84	Scott, Isaiah	1	—	—	—	—	—	—	—	6
52	Eichner, Nathaniel	—	1	—	—	—	—	—	—	3
Total		6	1	—	—	—	—	—	—	39
Opponents		2	4	—	—	—	—	—	—	24

#	Field Goals	FGM-FGA	PCT	I20	20-29	30-39	40-49	50+	LG	BLK
52	Eichner, Nathaniel	1-1	100.00 %	0-0	1-1	0-0	0-0	0-0	29	0
Total		1-1	100.00 %	0-0	1-1	0-0	0-0	0-0	29	0
Opponents		4-6	66.67 %	0-0	0-0	4-6	0-0	0-0	34	0

FG Sequence	Alabama St.	Opponents
Howard	(29)	(33),(28),30
Miles	-	(34),(31),45

Numbers in (parentheses) indicate field goal was made.

#	Total Offense	G	Plays	Rush	Pass	Total	AVG/G
4	Davis, Dematrius	2	34	39	198	237	118.50
7	Crawley, Myles	2	22	-9	223	214	107.00
2	Merritt, Jacory	2	24	67	0	67	33.50
8	Howell, Ja'Won	2	15	59	0	59	29.50
0	Dunn, Santo	2	9	56	0	56	28.00
1	Hixon, Jeremiah	2	1	0	45	45	22.50
9	Norris, Donte'	2	2	18	0	18	9.00
17	Bryant, Nazareth	2	1	-2	0	-2	-1.00
Total		2	108	228	466	694	347.00
Opponents		2	141	246	247	493	246.50

#	Punting	NO	YDS	AVG	LG	TB	FC	I20	50+	BLK
39	Grace, Aubrey	8	318	39.75	46	0	4	2	0	0
Team		1	0	0.00	0	0	0	0	0	1
Total		9	318	35.33	46	0	4	2	0	1
Opponents		11	395	35.91	49	0	2	4	0	0

#	Kickoffs	NO	YDS	AVG	TB	OB
52	Eichner, Nathaniel	9	542	60.2	0	0
Total		9	542	60.2	0	0
Opponents		8	366	45.8	0	0

2022 Alabama State University Football
Overall Statistics (as of Sep 6, 2022)

#	All Purpose	G	RUSH	RCV	PR	KR	IR	Total	AVG/G
84	Scott, Isaiah	2	0	143	0	0	0	143	71.50
2	Merritt, Jacory	2	67	52	0	0	0	119	59.50
0	Dunn, Santo	2	56	24	11	10	0	101	50.50
5	Shenault, La'Vontae	2	0	94	0	0	0	94	47.00
87	McMinn, Robert	2	0	-2	25	41	0	64	32.00
8	Howell, Ja'Won	2	59	0	0	0	0	59	29.50
10	Medlock, Jayce	2	0	48	0	0	0	48	24.00
15	Edmonds, Darius	2	0	47	0	0	0	47	23.50
4	Davis, Dematrius	2	39	0	0	0	0	39	19.50
13	Saunders, Tyree	2	0	37	0	0	0	37	18.50
6	Knight, Joshua	2	0	0	0	36	0	36	18.00
1	Hixon, Jeremiah	2	0	19	0	0	0	19	9.50
9	Norris, Donte'	2	18	0	0	0	0	18	9.00
36	Manley, Dontrey	2	0	0	0	12	0	12	6.00
18	Jean-Louis, Rhoady	2	0	0	0	11	0	11	5.50
	Echols, Rodney	1	0	0	9	0	0	9	9.00
85	Mayes, E'Shawn	2	0	4	0	0	0	4	2.00
14	Maddox, Adrian	2	0	0	0	0	2	2	1.00
17	Bryant, Nazareth	2	-2	0	0	0	0	-2	-1.00
7	Crawley, Myles	2	-9	0	0	0	0	-9	-4.50
Total		2	228	466	45	110	2	851	425.50
Opponents		2	246	247	68	175	38	774	387.00

2022 Alabama State University Football
Overall Statistics (as of Sep 6, 2022)

#	Defensive Leaders	GP	Tackles				Sacks NO-YDS	Pass Defense			Fumbles		Blocked	
			Solo	ASST	TOT	TFL-YDS		INT-YDS	BU	QBH	RCV-YDS	FF	KICK	SAF
1	Adams, Colton	2	5	9	14.0	1.0-2	—	—	1	—	—	—	—	—
9	Gaddy, Brandon	2	8	5	13.0	4.0-6	2.0-1	—	—	—	—	—	—	—
14	Maddox, Adrian	2	7	6	13.0	2.0-5	—	1-2	—	—	1-0	—	—	—
10	Isaac, Keenan	2	8	2	10.0	0.5-1	—	—	2	—	—	—	—	—
49	Young-Rolle, Stefon	2	6	3	9.0	3.5-23	3.0-23	—	—	1	—	—	—	—
8	Bellamy, Demaurez	2	4	4	8.0	1.0-0	—	—	—	4	—	—	—	—
0	Davis, Irshaad	2	5	3	8.0	1.0-2	—	—	—	1	—	—	—	—
89	Stokes, Kelvin	2	6	2	8.0	2.0-17	1.0-15	—	—	—	—	—	—	—
2	Ogletree, Andrew	2	2	4	6.0	1.0-2	—	—	—	—	—	1	—	—
7	Scott Jr., Jeffery	2	3	3	6.0	—	—	—	—	—	—	—	—	—
28	Cunningham, DeMarkus	2	1	4	5.0	—	—	—	—	—	—	—	—	—
18	Jean-Louis, Rhoady	2	3	2	5.0	1.0-10	1.0-10	—	—	—	—	—	—	—
5	Culpepper, Naytron	2	2	2	4.0	0.5-0	—	—	3	—	—	—	—	—
56	Lapierre, Maurice	2	1	3	4.0	—	—	—	—	—	—	—	—	—
99	Daniels, Roderick	2	1	2	3.0	0.5-0	—	—	—	1	—	—	—	—
6	Echols, Rodney	1	3	—	3.0	—	—	—	—	—	1-0	—	—	—
22	Jackson Jr., Cail	2	2	1	3.0	—	—	—	—	—	—	1	—	—
3	Strong, Alondras	2	2	1	3.0	—	—	—	—	—	—	—	—	—
44	Varner, Kanye	1	1	2	3.0	—	—	—	—	—	—	—	—	—
33	Moore, Bobby	2	1	1	2.0	—	—	—	—	—	—	—	—	—
21	Phillips, Tre	2	2	—	2.0	—	—	—	—	—	—	—	—	—
20	Robinson, Jakobi	2	—	2	2.0	—	—	—	—	—	—	—	—	—
92	Condry, Chevalie	1	1	—	1.0	—	—	—	—	—	—	—	—	—
40	Creech, Dylan	2	1	—	1.0	—	—	—	—	—	—	1	—	—
52	Eichner, Nathaniel	2	1	—	1.0	—	—	—	—	—	—	—	—	—
98	Jarman, Jeremy	2	—	1	1.0	—	—	—	—	—	—	—	—	—
97	Lee, Christian	2	—	1	1.0	—	—	—	—	1	—	—	—	—
36	Manley, Dontrey	2	—	1	1.0	—	—	—	—	—	—	—	—	—
11	Moore, Chauncey	1	—	1	1.0	—	—	—	1	—	—	—	—	—
9	Norris, Donte'	2	1	—	1.0	—	—	—	—	—	—	—	—	—
TM	Team	1	1	—	1.0	—	—	—	—	—	—	—	—	—
17	Troutman, Daniel	2	1	—	1.0	—	—	—	—	—	—	—	—	—
16	Victor, Mikey	2	—	1	1.0	—	—	—	—	—	—	—	—	—
8	Howell, Ja'Won	2	—	—	—	—	—	—	—	—	—	—	—	—
2	Merritt, Jacory	2	—	—	—	—	—	—	—	—	—	—	—	—
84	Scott, Isaiah	2	—	—	—	—	—	—	—	—	—	—	—	—
	Total	2	79	66	145.0	18.0-68	7.0-49	1-2	7	8	2-0	3	—	—
	Opponents	2	72	50	122.0	13.0-57	4.0-26	2-38	1	5	6-2	4	1	—