



ALABAMA STATE BASKETBALL

2001, 2004, 2009, 2011 SWAC CHAMPIONS | 7 NCAA POSTSEASONS



GAME 23

NR/NR **ALABAMA STATE** (6-16, 5-5 SWAC) vs. NR/NR **SOUTHERN** (13-9, 8-2 SWAC)

February 7, 2022 /// 8 pm /// Watch: Jaguar Sports Network

Baton Rouge, La. /// F.G. Clark Activity Center (7,500) /// Social Media: @BamaStateMBB | @BamaStateSports /// #SWARMAS1

MEDIA INFORMATION

TV/Audio (Stream): Jaguar Sports Network

MBB Social Media: @BamaStateMBB | #STATEofMind

Athletics Social Media: @BamaStateSports | #STATEofMind

All-Time Series: Alabama State leads 45-39

Montgomery: Alabama State leads 26-12

Southern: Southern leads 25-15

Neutral Site: Alabama State leads 4-2

Mo Williams' era: 1-1

Last meeting: lost 75-66 (2/22/21) - Baton Rouge

2021-22 SCHEDULE & RESULTS

DATE	ASU	OPP	OPPONENT	TV	TIME
N4	-	-	MOBILE^		W, 72-47
N9	-	-	at WKU	ESPN3	L, 74-79
N10	-	-	at Vanderbilt	SECN+	L, 72-91
N13	-	-	at Missouri State	ESPN3	L, 60-78
N16	-	-	at Iowa State	ESPN3	L, 60-68
N18	-	RV/RV	at Iowa	B10N	L, 82-108
N20	-	-	NC CENTRAL		W, 80-74
N22	-	-	TUSKEGEE^		W, 91-65
N28	-	-	NORTH ALABAMA		L, 69-81
D1	-	-	at Dayton	ESPN+	L, 54-93
D8	-	-	SAMFORD		L, 64-74
D11	-	-	at Pepperdine	WCC	L, 62-79
D15	-	4/3	at UCLA	Pac12	ppd-COVID
D21	-	-	at Memphis	ESPN+	ppd-COVID
D22	-	17/16	at Texas	ESPN+	L, 48-68
D28	-	25/25	at Texas Tech	ESPN+	L, 53-75
J3	-	-	at MVSU*		W, 84-75
J5	-	-	at UAPB*		L, 68-70
J8	-	-	JACKSON STATE*		W, 72-57
J10	-	-	ALCORN STATE*		L, 60-70
J15	-	-	ALABAMA A&M*		W, 59-55
J22	-	-	at PVAMU*		L, 67-70
J24	-	-	at Texas Southern*		L, 66-73
J29	-	-	vs. Bethune-Cookman*		W, 79-73
J31	-	-	FLORIDA A&M*		L, 65-66
F5	-	-	at Grambling State*		W, 80-72
F7	-	-	at Southern*		7:30 pm
F12	-	-	UAPB*		4:30 pm
F14	-	-	MVSU*		8 pm
F19	-	-	at Florida A&M*		4 pm (ET)
F21	-	-	at Bethune-Cookman*	ESPN	8 pm
F26	-	-	at Alabama A&M*		TBA
M3	-	-	SOUTHERN*		8 pm
M5	-	-	GRAMBLING STATE*		4:30 pm

* - SWAC Game
^ - Exhibition Game

STORY LINES

- ◆ Alabama State split their season series with Southern last season, winning at the Dunn-Oliver Acadome before falling in Baton Rouge. The Hornets made the Top 10 on Sportscenter last season with the **Kenny Strawbridge** (Rockford, Ill.) buzzer beater at home.
- ◆ The Hornets picked up a big road win behind a career day from **Juan Reyna** (San Antonio, Texas) with 25 points in an eight point win over Grambling State. The Hornets led by as many as 25 points midway through the second half.
- ◆ The official halfway point of the season began on Saturday and Alabama State finds itself three games back of Southern in the conference standings. If the season ended today, the Hornets would be a sixth seed and would likely face Florida A&M or Grambling State in the opening round of the conference tournament.
- ◆ Alabama State has just four games remaining on the season including a pair coming up next week and two more in the first week of March.
- ◆ The Hornets have started 15 different lineups this season, and have had their full squad for just one conference game to this point. They are currently tied for first in the nation in the number of starting lineups used this season.
- ◆ The Hornets were picked to finish eighth in the preseason poll on a vote from the league's head coaches and sports information directors with 125 total votes. They were just behind Alcorn State (128) in seventh and Florida A&M (138) in sixth. The top five included Texas Southern (237), Prairie View A&M (204), Jackson State (202), Grambling State (168), and Southern (167).
- ◆ Alabama State ended a 15-game road losing streak, and a six-game losing streak, with their win over Mississippi Valley State. The Hornets used four players in double figures with career-highs from **Kenny Strawbridge** and **E.J. Clark**, who combined for 41 points in the win.

PROJECTED STARTERS

#	NAME	POS	HT	WT	YR-EXP	HOMETOWN	PPG	RPG	APG
0	Trace Young	F	6-8	183	Jr.-TR	Owensboro, Ky.	12.6	4.9	1.3
3	Gerald Liddell	F	6-8	203	Jr.-TR	Cibola, Texas	10.2	4.3	1.6
4	E.J. Clark	G	5-11	165	Jr.-1L	Dallas, Texas	6.0	1.5	1.8
20	Kenny Strawbridge	G	6-6	202	R-So.-1L	Rockford, Ill.	9.1	4.6	1.6
24	Isaiah Range	G	6-3	215	So.-TR	Cedar Hill, Texas	8.8	4.1	1.4

OFF THE BENCH

#	NAME	POS	HT	WT	YR-EXP	HOMETOWN	PPG	RPG	APG
1	DJ Jackson	G	6-2	165	Fr.-1L	San Bernardino, Calif.	4.4	2.6	2.5
2	Jordan O'Neal	F	6-7	197	So.-1L	Mobile, Ala.	8.0	5.2	0.9
5	Juan Reyna	G	6-2	182	Fr.-HS	San Antonio, Texas	7.5	1.6	1.0
10	Michael Barber	F	6-8	212	So.-TR	Jackson, Miss.	2.2	2.9	0.3
11	Jayme Mitchell	G	6-5	187	Fr.-HS	Jackson, Miss.	3.1	1.5	0.6
12	Malik Smiley	G	6-4	180	R-Fr.-RS	Birmingham, Ala.	—	—	—
13	Kareem Clark	G	6-3	185	Jr.-TR	Sacramento, Calif.	0.0	0.0	0.0
14	Christian McCray	G	6-6	171	Jr.-TR	Las Vegas, Nev.	7.5	2.2	0.5
15	Kevion Stewart	G	6-3	183	R-Sr.-2L	Memphis, Tenn.	3.6	0.7	0.2
22	Darrell Reed	F	6-8	211	Fr.-HS	Hammond, Ind.	—	—	—
23	Ashton McClelland	G	6-0	153	R-So.-TR	Houston, Texas	1.8	0.9	0.6

ALABAMA STATE ATHLETIC STRATEGIC COMMUNICATIONS

Director (Contact): Travis Jarome

Phone (office): (334) 229.2601

Phone (cell): (334) 294.1475

Email: tjarome@alasu.edu

Personal Twitter: @Travis_Jarome

Athletics Twitter: @BamaStateSports

Assistant Director: Jordan Benson

Phone (office): (334) 229.2635

Phone (cell): (356) 698-3311

Email: jbenenson@alasu.edu

PRONUNCIATIONS

Gerald Liddell	Gerald LUH-Deil
Malik Smiley	MUH-leak Smiley
Kareem Clark	KUH-rheem Clark
Kevion Stewart	KEE-vee-yon Stewart

PARTICIPATION (INCLUDES EXHIBITIONS)

PLAYER	GP	GS
Michael Barber	22	2
E.J. Clark	22	11
Kareem Clark	2	0
DJ Jackson	19	10
Gerald Liddell	19	14
Ashton McClelland	9	0
Christian McCray	13	0
Jayme Mitchell	20	2
Jordan O'Neal	23	15
Isaiah Range	23	16
Darrell Reed	-	-
Juan Reyna	22	10
Malik Smiley	-	-
Kevion Stewart	11	0
Kenny Strawbridge	24	24
Trace Young	15	13

ALABAMA STATE IN THE POLLS

WEEK	W/L	AP	COACHES
Preseason	0-0	NR	NR
Week 1	0-3	NR	NR
Week 2	1-6	NR	NR
Week 3	1-7	NR	NR
Week 4	1-9	NR	NR
Week 5	1-10	NR	NR
Week 6	2-12	NR	NR
Week 7	4-13	NR	NR
Week 8	4-15	NR	NR
Week 9	5-16	NR	NR

QUICK HITS ...

- Alabama State head coach **Mo Williams** played his collegiate basketball at the University of Alabama. He was named The Sporting News Freshman of the Year, and led the Crimson Tide to their only number one ranking in school history.
- Assistant coach **Trey Johnson** played at a pair of Southwestern Athletic Conference (SWAC) schools during his playing career, finishing 10th in the nation in scoring during his junior season at 23.5 points per game and was named First Team All-SWAC. After declaring for the 2006 NBA Draft, Johnson returned to school and was named the Preseason SWAC Player of the Year and Preseason All-American. During his senior season, he set a single season record for points in a single game, points per game average (27.1), free throws made, and free throws attempted. He finished his career as a member of the 1,000-point club with 1,698 career points - placing in the top 10 in school history in just 2 seasons at JSU. Johnson also led Jackson State to 21 wins and the SWAC Tournament, earning Tournament MVP honors and was named the SWAC Player of the Year.
- Both Williams and Johnson played with two of the greats from the National Basketball Association (NBA) during their professional careers. Both played with LeBron James, while Johnson had the opportunity to play with Kobe Bryant during his time with the Los Angeles Lakers.
- Alabama State completed a five game road swing to open the season with all five games shown nationally. The first four were shown on the ESPN platform on either ESPN3, ESPN+, or the SEC Network, while the Iowa game was on the Big Ten Network.

ALABAMA STATE RETURNS FIVE WITH SIGNIFICANT PLAYING TIME ...

- The Hornets return six players who saw significant playing time in 2020-21 including second-leading scorer **Kenny Strawbridge** (Rockford, Ill.) who averaged 10.5 points and 7.2 rebounds per game, earning Second Team Preseason All-SWAC.
- They also return **Kevion Stewart** (Memphis, Tenn.) who averaged 8.2 points per game, while **Jordan O'Neal** (Mobile, Ala.) returns after averaging 5.8 points, 4.8 rebounds and a team-high 23 blocked shots. Meanwhile, **E.J. Clark** (Dallas, Texas) averaged 5.8 points per game and **DJ Jackson** (San Bernardino, Calif.) at 4.4 points per game.

SEVERAL NEWCOMERS DOT THE HORNETS ROSTER THIS YEAR...

- Several newcomers highlight this year's roster including a handful of transfers starting with **Trace Young** (Owensboro, Ky.) who sat out last season. The junior averaged 9.8 points per game two seasons ago at John A. Logan College after averaging 6.8 points at Wyoming as a freshman. He is joined by **Michael Barber** (Jackson, Miss.) who averaged 12.5 points and 7.1 rebounds per game at SW Mississippi after playing a year at Howard.
- Christian McCray** (Las Vegas, Nev.) will add a scoring punch after he transferred over last season from Cal State Fullerton, and is joined by **Gerald Liddell** (Cibolo, Texas) who transferred in from Texas averaging 4.4 points per game. The Hornets added two more transfers in **Ashton McClelland** (Houston, Texas) from Texas Southern and **Isaiah Range** (Cedar Hill, Texas) from

2021-22 ALABAMA STATE BASKETBALL ROSTER

#	NAME	POS	HT	WT	YR-EXP	HOMETOWN/PREVIOUS SCHOOL
0	Trace Young^	F	6-8	183	Jr.-TR	Owensboro, Ky./John A. Logan/Wyoming
1	DJ Jackson	G	6-2	165	Fr.-1L	San Bernardino, Calif./Etiwanda HS
2	Jordan O'Neal	F	6-7	197	So.-1L	Mobile, Ala./Coahoma CC
3	Gerald Liddell	F	6-8	203	Jr.-TR	Cibolo, Texas/Texas
4	E.J. Clark	G	5-11	165	Jr.-1L	Dallas, Texas/Boosier Parish CC
5	Juan Reyna	G	6-2	182	Fr.-hs	San Antonio, Texas/Duncanville HS
10	Michael Barber	F	6-8	212	So.-TR	Jackson, Miss./SW Mississippi CC/Howard
11	Jayme Mitchell	G	6-5	187	Fr.-HS	Jackson, Miss./Forest Hill HS
12	Malik Smiley	G	6-4	180	R-Fr.-RS	Birmingham, Ala./IMG Academy
13	Kareem Clark	G	6-3	185	Jr.-TR	Sacramento, Calif./South Mountain CC
15	Kevion Stewart	G	6-3	183	R-Sr.-2L	Memphis, Tenn./SIU-Edwardsville
14	Christian McCray	G	6-6	171	Jr.-TR	Las Vegas, Nev./Csl State Fullerton
20	Kenny Strawbridge	G	6-6	202	R-So.-1L	Rockford, Ill./Western Nebraska/UMKC
22	Darrell Reed	F	6-8	211	Fr.-HS	Hammond, Ind./Hammond HS
23	Ashton McClelland	G	6-0	153	R-So.-TR	Houston, Texas/Texas Southern
24	Isaiah Range^	G	6-3	215	So.-TR	Cedar Hill, Texas/Tarleton State

^ - sat out 2020-21

COACHING & SUPPORT STAFF

Head Coach: Mo Williams (Union Institute & Universities, 2016), Second Season Overall, Second Season at Alabama State
Assistant Coach: Trey Johnson (Jackson State, 2007), Second Season
Assistant Coach: Tyrone Levett, (Alabama State, 2017), Fourth Season
Assistant Coach: Keith Williams, (UAPB, 2007), Second Season
Graduate Assistant Coach: Chris Hines, Second Season
Assistant Coach: Gerald Walker, First Season
Director of Operations: Dana Johnson, First Season

Tarleton State where he averaged 9.4 points per game as a freshman.

- ♦ A trio of freshmen join the team this season in **Juan Reyna** (San Antonio, Texas), **Darrell Reed** (Hammond, Ind.), and **Jayme Mitchell** (Jackson, Miss.).

RARE FEAT - PAIR OF DOUBLE-DOUBLES IN SAME GAME ...

- ♦ Alabama State had a rare feat happen on Saturday in their home opener against North Carolina Central when a pair of players recorded a double-double in the same game. A pair of starters, **Gerald Liddell** and **Jordan O'Neal** recorded career nights in the win with Liddell finishing with 22 points and 11 rebounds, while O'Neal went for 19 points and 14 rebounds.

PROFESSIONAL EXPERIENCE ON THE BENCH FOR THE HORNETS ...

- ♦ Alabama State has several years of experience on the bench this season on the coaching staff with head coach **Mo Williams**, assistant coach **Trey Johnson**, and assistant coach **Tyrone Levett** all logging minutes in the professional ranks.
- ♦ Williams was drafted by Utah in 2003, and he would play his rookie season with the Jazz before spending the next four seasons with the Milwaukee Bucks. Williams played three seasons with the Cleveland Cavaliers (2008-11) where he teamed up with LeBron James and helped the Cavs post a league-best 66 wins in 2008-09. Williams was selected to the NBA All-Star Game in his first season with Cleveland.
- ♦ After stints with the Los Angeles Clippers (2011-12), Portland Trail Blazers (2013-14), Minnesota Timberwolves (2014-15) and Charlotte Hornets (2015), Williams returned to Cleveland for the 2015-16 campaign. In his final season in the NBA, Williams and the Cavaliers defeated the Golden State Warriors in seven games to win the 2016 NBA Finals.
- ♦ Johnson began his professional career in 2007 and went on to play over 10 years in numerous countries all over the world. He spent parts of three NBA seasons with the Cleveland Cavaliers, Toronto Raptors, Los Angeles Lakers, and New Orleans Hornets. Johnson was a member of the 2011 Lakers' playoff team as well. On his quest to become an NBA player, Trey also spent time in the NBA Development League, now known as the G-League, garnering NBA D-League All-Star honors twice (2008-09 and 2010-11). He earned Second Team D-League honors in 2008-09, and First Team honors in 2010-11 after leading the league in scoring at 25.5 points per game - while also scoring a league-high 48 points in a single game.
- ♦ Johnson also starred internationally where he competed as a member of the Qatar National Team in the Asian Cup, hosted by Japan in 2012. He helped the country earn a bronze medal in the tournament, while also competing in the 2015 Asia Championship and the GCC Championship (Saudi Arabia).
- ♦ Following his career with Alabama State, Levett worked out for the Miami Heat and Detroit Pistons before getting his career started in Ireland with the Gleneagle Lakers. After short stints with the Kentucky Reach (WBL) and Southern Crescent Lightning (WBA), Levett played two years in Austria before playing for the Vermont Frost Heaves (ABA).
- ♦ He also played for AD Vagos (Portugal), Jamtland Basket (Sweden), Niigata Albirex BB (Japan) and LF Basket Norrbotten (Sweden) before landing in Canada. While in Canada, he become one of the league's all-time top scorers playing for the Longdon Lightning (2011), Halifax Rainmen (2011-13) and Saint John Mill Rates (2013-until retirement).
- ♦ Levett was a three-time all-star during his career and led Vermont to the ABA championship, while also being named All-WBA while playing for the Southern Crescent Lightning.

SPEAKING OF PROFESSIONAL BASKETBALL ...

- ♦ Former Hornets **Tobi Ewuosho** and **Fausto Pichardo** each inked professional deals during the COVID-19 pandemic.
- ♦ Ewuosho signed his first professional contract to play overseas in Albania after a stellar senior season, while Pichardo inked a deal to play in Latin America.

MCCRAY SETTLES INTO ROLE OFF THE BENCH FOR HORNETS ...

- ♦ **Christian McCray** seems to have settled into a role off the bench for Alabama State through the first five games of the season.
- ♦ The junior transfer from Cal State Fullerton came off the bench against Iowa on the road in the last game to score 20 points in just over 16 minutes of action. Couple that with a eight-point performance against Vanderbilt and McCray is averaging 1.1 points per minute played.
- ♦ He is also the second-leading scorer on the team through the first five games of the season at 10.0 points per game.

HOME SWEET HOME ...

- ♦ Alabama State played a rare November home game that is not listed as an exhibition when they take the floor against North Carolina Central. That is not the only home game however this calendar year. The Hornets have already had an exhibition game this season against Mobile at home, and they will play Tuskegee (11/22), North Alabama (11/28) and Samford (12/8).

JACKSON CONNECTION ...

- ♦ Alabama State has a strong Jackson connection with coaches **Mo Williams** and **Trey Johnson**. But it doesn't stop there as Director of Operations **Dana Johnson** is a Tiger alum, and two players have ties - **Michael Barber** and **Jayme Mitchell**.



MO WILLIAMS

HEAD COACH
FIRST SEASON

THE WILLIAMS FILE

PERSONAL

Birthdate: December 19, 1982
Birthplace: Jackson, Miss.
Wife: Antonia [Rowe]
Children: Kydarrius, Maurice, Michael, Mason, Maxwell and Asa

EDUCATION

College: Union Institute and Universities (Fla.), 2016

COACHING EXPERIENCE

2018-20 Cal State-Northridge (assistant coach)
2020-pres. Alabama State (head coach)

THE WILLIAMS WORKSHEET

YEAR	SCHOOL	OVERALL	CONF.
2018-19	CSU-Northridge^	13-21	7-9
2019-20	CSU-Northridge^	15-17	10-6
2020-21	Alabama State	4-14	4-14
2021-22	Alabama State	6-16	5-5
TOTAL	Fourth season	48-67	26-33
ALABAMA ST.	Second season	10-30	9-19

^ - served in role as an assistant coach on staff

WILLIAMS vs. OPPONENTS (HEAD COACH)

OPPONENT	CAREER
Alabama A&M.....	2-1
Alcorn State.....	0-3
Bethune-Cookman.....	1-0
Dayton.....	0-1
Florida A&M.....	0-1
Grambling State.....	1-2
Iowa.....	0-1
Iowa State.....	0-1
Jackson State.....	1-2
Mississippi Valley State.....	2-1
Missouri State.....	0-1
Mobile.....	1-0
North Alabama.....	0-1
North Carolina Central.....	1-0
Pepperdine.....	0-1
Prairie View A&M.....	0-3
Samford.....	0-1
Southern.....	1-1
Texas.....	0-1
Texas Southern.....	0-3
Texas Tech.....	0-1
Tuskegee.....	1-0
UAPB.....	1-2
Vanderbilt.....	0-1
Western Kentucky.....	0-1
CAREER W-L TOTAL.....	11-31

MISCELLANEOUS STATISTICS

Current Streak.....	W1
Current Home Streak.....	L1
Current Road/Neutral Streak.....	W2
Last Win	Grambling St., 80-72 (2/5/22)
Last Home Win	Alabama A&M, 59-55 (1/15/22)
Last Away Win	Grambling St., 80-72 (2/5/22)
Last Loss	Florida A&M, 66-65 (1/31/22)
Last Home Loss.....	Florida A&M, 66-65 (1/31/22)
Last Away Loss.....	Texas Southern, 73-66 (1/24/22)

2021-22 RECORD BY STARTING LINEUP

Clark, Jackson, Strawbridge, Range, Liddell.....	1-0
Clark, Range, Young, Liddell, Strawbridge.....	1-0
Reyna, Strawbridge, Liddell, Range, O'Neal	2-1
Clark, Jackson, Strawbridge, Range, O'Neal	2-1
Clark, Strawbridge, Young, Liddell, O'Neal	1-1
Clark, Strawbridge, Range, Young, O'Neal	1-1
Clark, Strawbridge, Jackson, Young, Range	0-1
Clark, Strawbridge, Jackson, Liddell, O'Neal.....	0-1
Jackson, Strawbridge, Young, Liddell, O'Neal	0-1
Barber, Strawbridge, Liddell, Range, O'Neal	0-1
Reyna, Strawbridge, Liddell, O'Neal, Young	0-1
Jackson, Reyna, Young, Strawbridge, Liddell.....	0-1
Clark, Barber, Young, Range, Strawbridge.....	0-1
Jackson, Reyna, Mitchell, Strawbridge, Liddell.....	0-2
Reyna, Strawbridge, Young, Range, O'Neal.....	0-3

RECORD WHEN ...

	2021-22		WILLIAMS
	ALL	SWAC	ERA
Leading or tied at halftime	6-3	4-2	8-3
Trailing at halftime	2-13	1-3	4-26
Shoot 40 percent or higher	7-8	4-2	10-13
Shoot lower than 40 percent	1-8	1-3	2-16
Shoot higher FG pct	7-4	4-1	10-7
Shoot lower FG pct	1-12	1-4	2-18
Opp. shoot lower than 40 pct	5-1	3-0	7-7
Opp shoot 40 pct or higher	3-15	2-5	5-22
Score fewer than 60 points	1-6	1-1	1-11
Score 60-plus points	0-7	0-4	2-12
Score 70-plus points	3-2	2-0	5-3
Score 80-plus points	3-1	2-0	3-3
Score 90-plus points	1-0	0-0	1-0
Opp score fewer than 60 pts	3-0	2-0	5-2
Opp score fewer than 70 pts	1-5	0-2	3-11
Opp score fewer than 80 pts	4-7	3-3	4-7
Opp score 80-plus points	0-4	0-0	0-9
More rebounds than opponent	5-5	2-3	9-11
Equal/fewer reb than opponent	3-11	3-2	3-18
40-plus rebounds	4-0	2-0	5-5
Fewer turnovers than opp	4-5	3-3	7-7
Equal/more turnovers	4-11	2-2	5-23
Games decided by five or less	2-4	1-3	3-6
More pts in paint	4-4	2-3	6-6
Fewer/Equal pts in paint	4-12	3-2	5-24
More points off TO	5-6	3-4	7-12
Fewer/Equal points off TO	3-10	2-1	5-18
More bench points	6-9	4-3	8-16
Fewer/Equal bench points	2-7	1-2	4-14
Playing on television	0-9	0-0	0-10

RANGE RECORDS FIRST DOUBLE-DOUBLE ...

- ◆ **Isaiah Range** recorded the first double-double of the season for the Hornets in the loss to Iowa State (11/16/21) on the road.
- ◆ He scored 15 points on 7-of-13 shooting from the floor, and grabbed 10 rebounds (eight of which were defensive rebounds) to lead Alabama State in both categories.

STRAWBRIDGE PLAYS BIG (LITERALLY) ON THE ROAD ...

- ◆ **Kenny Strawbridge** was forced into playing as a big on Saturday against Pepperdine (12/11/2021) and responded with his first double-double of the season.
- ◆ He finished game with 16 points (on 7-of-14 shooting from the floor) and grabbed 11 rebounds in the loss to the Wave.
- ◆ For the week, he averaged 15 points and nine rebounds per game (Samford and Pepperdine).

REYNA IMPRESSIVE THROUGH FIRST THREE GAMES TO START CAREER ...

- ◆ **Juan Reyna** continues to impress for Alabama State, becoming the first player this year to score in double figures in the first three games.
- ◆ He scored a career-high 16 against WKU (11/9/21), then added 10 against Vanderbilt (11/10/21) and another 10 against Missouri State (11/13/21) all on the road.

COLLEGE COACHES WITH AN NBA TITLE ...

- ◆ Opening the 2021-22 season there are only six head coaches who have won an NBA title and are leading their own college program this season.
- ◆ That list includes Juwan Howard (Michigan), **Mo Williams** (Alabama State), Lindsey Hunter (Mississippi Valley State), Darrell Walker (Little Rock), Mark Madsen (Utah Valley), and Speedy Claxton (Hofstra).

COLLEGE COACHES WITH AN NBA (AND ABA EXPERIENCE) ...

- ◆ There are several college coaches leading their own college program this season who have either NBA or ABA experience as a player.
- ◆ The list includes Steve Alford, Nevada , Speedy Claxton (Hofstra), Hubert Davis (North Carolina), Johnny Dawkins (Central Florida), Juan Dixon (Coppin State), Bryce Drew (Grand Canyon), Kim English (George Mason), Patrick Ewing (Georgetown), Penny Hardaway (Memphis), Steve Henson (Texas-San Antonio), Fred Hoiberg (Nebraska), Juwan Howard (Michigan), Lindsey Hunter (Mississippi Valley State), Bobby Hurley (Arizona State), Mark Madsen (Utah Valley State), Cuonzo Martin (Missouri), Aaron McKie (Temple), Fran O'Hanlon (Lafayette - ABA), Lorenzo Romar (Pepperdine), Jerry Stackhouse (Vanderbilt), Damon Stoudamire (Pacific), Reggie Theus (Bethune-Cookman), Darrell Walker (Little Rock), **Mo Williams** (Alabama State), and Mike Woodson (Indiana).

STRAWBRIDGE EARNS PRESEASON HONOR ...

- ◆ Alabama State redshirt sophomore **Kenny Strawbridge** (Rockford, Ill.) was named to the Second Team Preseason All-Conference team, announced by the Southwestern Athletic Conference (SWAC).
- ◆ Strawbridge was second on the team in scoring last season at 10.5 points per game, scoring 189 total points in 18 games during the shortened season where the Hornets played conference-only games. He shot 35.9 (61-of-170) percent from the floor and 23.4 (11-of-47) percent from beyond the arc.
- ◆ The redshirt sophomore led the team from the free throw line, shooting 71.8 (56-of-78) percent from the free throw line. He was also second on the team in rebounding at 7.2 rebounds per game, grabbing 130 total including 32 offensive rebounds. Strawbridge also dished out 24 assists, recorded 14 steals and six blocked shots.
- ◆ He joins John Walker III (Texas Southern), Justin Hopkins (Texas Southern), MJ Randolph (Florida A&M), and Jayden Saddler (Southern) on the second team. The first team is made up of Preseason Player of the Year Jawaun Daniels (Prairie View A&M), Preseason Defensive Player of the Year Jayveous McKinnis (Jackson State), Cameron Christian (Grambling State), Garrett Hicks (Alabama A&M), and Jalen Johnson (Alabama A&M).

HORNETS PICKED EIGHTH IN THE PRESEASON SWAC POLL ...

- ◆ The Hornets were picked to finish eighth in the preseason poll on a vote from the league's head coaches and sports information directors with 125 total votes. They were just behind Alcorn State (128) in seventh and Florida A&M (138) in sixth.
- ◆ The top five included Texas Southern (237), Prairie View A&M (204), Jackson State (202), Grambling State (168), and Southern (167).

HEAD-TO-HEAD COACHES WITH PRO EXPERIENCE ...

- ◆ Alabama State and **Mo Williams** will face three coaches with NBA experience this season including Penny Hardaway (Memphis), Jerry Stackhouse (Vanderbilt), and Reggie Theus (Bethune-Cookman).

YOUNG EARNS SWAC HONOR ...

- ◆ Alabama State junior forward Trace Young (Owensboro, Ky.) was named the Southwestern Athletic Conference (SWAC) Player of the Week after a pair of monster performances in conference action this week.
- ◆ Young averaged 25 points and eight rebounds per game over a pair of games against Bethune-Cookman and Florida A&M, leading Alabama State back from double-digit deficits in the second half of both games. The junior helped lead the Hornets to a 79-73 victory over Bethune-Cookman after scoring 21 points and grabbing eight rebounds, while also blocking a pair of shots. He finished the game shooting 50 (8-of-16) percent from the floor and 40 (2-of-5) percent from beyond the arc.
- ◆ He scored a career-high 29 points against Florida A&M in a 66-65 loss on Monday night, giving the Hornets the lead with 2:31 to play. The junior finished the night shooting 50 (8-of-16) percent from the floor and 90 (9-of-10) percent from the free throw line.
- ◆ For the week, Young shot 50 (16-of-32) perce

4.6 SECONDS AWAY FROM PICKING UP THREE WINS ...

- ◆ Following this week's heartbreaker against Florida A&M, Alabama State has lost three games in conference play in the final possession of the game.
- ◆ Alabama State dropped a game at the buzzer against UAPB in their second conference game of the year when a putback rolled off the win in a two-point loss.
- ◆ They also fell to Prairie View A&M on a three-pointer with just over two seconds remaining, before falling to Florida A&M at home this week with a chance to win at the buzzer.

MO WILLIAMS SPENDS TIME WITH NBATV ...

- ◆ Alabama State head coach **Mo Williams** spent some time this week with NBATV talking about both Alabama State and some opponents from the past in the NBA.
- ◆ The second-year head coach spent time talking about current NBA players who were named to the anniversary team this past year.

HORNETS LEAD SWAC IN THREE CATEGORIES ...

- ◆ Alabama State leads the Southwestern Athletic Conference in three different categories this season including free throw attempts, free throws made, and total rebounds.

O'NEAL RETURNED HOME LAST WEEKEND ...

- ◆ Alabama State sophomore forward **Jordan O'Neal** (Mobile, Ala.) returns home this weekend for the first time in his collegiate career.
- ◆ O'Neal started his high school career at B.C. Rain before transferring to Theodore, and comes home leading the team in blocked shots with 23.

REYNA PERFECT FROM THE LINE TO START THE YEAR ...

- ◆ Alabama State freshman **Juan Reyna** remains perfect from the to start his collegiate career through nine games in the regular season.
- ◆ The freshman connected on the first 17 of his free throw attempts before his streak was snapped with a pair of misses in a conference contest at home in first game back in 2022.

ALABAMA STATE IN NON-CONFERENCE PLAY ...

- ◆ Alabama State ended non-conference play with back-to-back games against nationally-ranked teams in the state of Texas and in the Big 12.
- ◆ The Hornets faced two teams at the time were ranked and had another postponed (UCLA) due to COVID. They also faced an Iowa State team who is now ranked in the top 10, a team receiving votes (Iowa) and Memphis that was postponed.

REYNA GOES OFF ON THE ROAD AT GRAMBLING STATE ...

- ◆ Freshman **Juan Reyna** (San Antonio, Texas) turned in a career performance on the road against Grambling State, missing just one shot in 26 minutes of action against the Tigers.
- ◆ The freshman guard scored a career-high 25 points on 7-of-8 shooting from the floor (including knocking four of his five three-pointers). He also connected on all seven of his free throw opportunities.

LIDDELL BACK IN THE FOLD ...

- ◆ Junior forward **Gerald Liddell** (Cibolo, Texas) appeared in the starting lineup against Grambling State, marking his return after missing three of the last four games.

CONFERENCE INFORMATION

SWAC STANDINGS

	CONF	PCT	OVER	PCT
Southern	8-2	.800	13-9	.591
Texas Southern	7-3	.700	9-10	.474
Florida A&M	7-3	.700	9-12	.429
Grambling State	7-3	.700	9-13	.409
Alcorn State	7-3	.700	8-14	.364
Alabama State	5-5	.500	6-16	.273
Bethune-Cookman	4-6	.400	6-16	.273
Alabama A&M	4-6	.400	5-15	.250
Prairie View A&M	4-6	.400	4-14	.222
Jackson State	3-7	.300	5-16	.238
UAPB	3-7	.300	5-18	.217
Mississippi Valley State	1-9	.100	1-19	.050

SWAC SCHEDULE

SATURDAY, JANUARY 22

Florida A&M def. Alcorn State, 70-68
Grambling State def. Mississippi Valley State, 68-64
Bethune-Cookman def. Jackson State, 55-50
Prairie View A&M def. Alabama State, 70-67
Southern def. UAPB, 99-51
Texas Southern def. Alabama A&M, 78-44

MONDAY, JANUARY 24

Alcorn State def. Bethune-Cookman, 70-67
Florida A&M def. Jackson State, 67-64
Grambling State def. UAPB, 76-65
Prairie View A&M def. Alabama A&M, 72-48
Southern def. Mississippi Valley State, 100-72
Texas Southern def. Alabama State, 73-66

SATURDAY, JANUARY 29

Southern at Alcorn State, TBA
Florida A&M at Alabama A&M, 2 pm
UAPB at Mississippi Valley State, 4 pm
Grambling State vs. Jackson State (Mobile, Ala.), 5 pm
Texas Southern at Prairie View A&M, 5:30 pm
Bethune-Cookman vs. Alabama State (Mobile, Ala.), 7 pm

MONDAY, JANUARY 31

Alcorn State def. Southern, 68-64
Florida A&M def. Alabama A&M, 65-60
UAPB def. Mississippi Valley State, 74-68
Grambling State def. Jackson State, 73-64
Texas Southern def. Prairie View A&M, 75-74
Alabama State def. Bethune-Cookman, 79-73

MONDAY, JANUARY 31

Alabama A&M def. Bethune-Cookman, 67-52
Grambling State def. Alcorn State, 80-73
Southern def. Jackson State, 75-64
Florida A&M def. Alabama State, 66-65

SATURDAY, FEBRUARY 5

Alabama State def. Grambling State, 80-72
Texas Southern def. Florida A&M, 67-55
Bethune-Cookman def. Prairie View A&M, 68-67
Jackson State def. Mississippi Valley State, 69-65
Southern def. Alabama A&M, 73-64
Alcorn State def. UAPB, 70-64

MONDAY, FEBRUARY 7

Alabama State at Southern, 7:30 pm
Prairie View A&M at Florida A&M, 7:30 pm
Jackson State at UAPB, 7:30 pm
Alcorn State at Mississippi Valley State, 7:30 pm
Texas Southern at Bethune-Cookman, 7:30 pm
Alabama A&M at Grambling State, 8 pm

STARTING LINEUPS AROUND THE COUNTRY

STARTING LINE UP COMBINATIONS

Memphis	15 (20 games)
Alabama State	15 (22 games)
Stony Brook.....	13 (22 games)
Little Rock	13 (20 games)
UTEP	12 (22 games)
UTRGV	12 (23 games)
Eastern Illinois.....	11 (16 games)
UT Arlington	11 (22 games)
Southern Miss.....	10 (22 games)
Western Michigan	10 (23 games)
Jacksonville	9 (15 games)
Illinois.....	9 (19 games)
Jacksonville	9 (17 games)
Georgia Southern.....	9 (21 games)
Omaha	7 (19 games)

ESPN BPI (as of 12/30/21) ...

STRENGTH OF SCHEDULE RANKING

1	Prairie View AGM	0-10
2	Alcorn State	1-11
3	Texas Southern	2-7
4	Alabama State	1-11
5	Jackson State	2-9
6	Villanova	8-4
7	North Florida	4-9
8	Northwestern State	3-11
9	Alabama	10-3
10	UAPB	2-11
11	Marquette	8-5
12	Ohio State	8-2
13	Bellarmine	6-8
14	Arizona State	5-7
15	Central Michigan	2-10
16	Farleigh Dickinson	0-10
17	Missouri	6-7
18	Oakland	7-4
19	Rutgers	5-5
20	Michigan State	11-2
21	Grambling State	3-10
22	Mississippi Valley State	0-10
23	UT-Arlington	4-7
24	Incarnate Word	2-11
25	Central Arkansas	2-10
26	Long Beach State	3-7
27	McNeese State	3-9
28	Coppin State	1-14
29	Tennessee	9-3
30	Penn	3-10
31	Tarleton State	5-8
32	Wisconsin	10-2
33	North Carolina	9-3
34	Radford	4-8
35	Syracuse	7-5

STRAWBRIDGE EARNS SWAC HONOR (DECEMBER 15) ...

- ◆ The Southwestern Athletic Conference (SWAC) announced the men's basketball weekly honors with **Kenny Strawbridge?** (Rockford, Ill.) earning Impact Player of the Week honors.
- ◆ Strawbridge averaged double figures over a pair of games for the Hornets. He scored 14 points on 4-of-9 shooting from the floor in a 74-64 loss to Samford, while also grabbing seven rebounds. He followed that up with 16 points on 7-of-14 shooting from the floor, while grabbing 11 rebounds to record his first double-double of the season. For the week, Strawbridge averaged 15.0 points and 9.0 rebounds per game.
- ◆ Meanwhile, Caleb Hunter of Mississippi Valley State was named the Player of the Week after averaging 18.5 points, 3.5 assists and 3.0 rebounds per game in a pair of non-conference games.

LIDDELL EARNS SWAC HONOR (DECEMBER 29) ...

- ◆ Alabama State junior forward **Gerald Liddell** (Cibola, Texas) was named the Southwestern Athletic Conference (SWAC) Impact Player of the Week after his performance against No. 16/17 Texas.
- ◆ Liddell, in his first year at Alabama State after transferring from the Longhorns' program, led the Hornets in the game with a team-high 16 points. He also added a pair of rebounds, one blocked shot and one steal against his former team.
- ◆ The junior currently leads the team in scoring at 11.7 points per game as the Hornets head into conference play. He is shooting 45.0 (50-of-111) percent from the floor and 42.3 (11-of-26) percent from beyond the arc. He has scored in double figures in six games this season and is also averaging 4.8 rebounds per game.
- ◆ The award is the second for the Hornets' program in three weeks after **Kenny Strawbridge** (Rockford, Ill.) earned the award on December 15.

STRAWBRIDGE NAMED PLAYER OF THE WEEK (JANUARY) ...

- ◆ Alabama State redshirt sophomore **Kenny Strawbridge** (Rockford, Ill.) was named the Southwestern Athletic Conference (SWAC) Player of the Week.
- ◆ Strawbridge earned the honor following a 27-point performance on the road against Mississippi Valley State for a shorthanded Alabama State team. He set a new career high by connecting on 68.8 (11-of-16) percent of his shots from the floor in helping end a 15-game road losing streak for the Hornets. He also finished the game shooting 66.7 (4-of-6) percent from beyond the arc, while grabbing four rebounds and recording three steals.
- ◆ For the week, the redshirt sophomore averaged 15.0 points and 3.0 rebounds (which including a non-conference game on the road at No. 25 Texas Tech), while shooting 52.2 (12-of-23) percent from the floor.

PAIR OF GAMES POSTPONED DUE TO COVID ...

- ◆ Alabama State had a pair of games on the road against nationally recognized teams postponed in mid-December due to COVID-19 protocols inside their opponents' program.
- ◆ The Hornets had their game against No. 4/5 UCLA postponed 70 minutes prior to game time on the road in Los Angeles, while their game against Memphis on the road was canceled two days prior to its start.

HORNETS TO FACE BETHUNE-COOKMAN IN MOBILE ...

- ◆ Alabama State and Bethune-Cookman will meet on the hardwood at the inaugural Bridge Builders Classic at the Mitchell Center in Mobile (Ala.) on January 29.
- ◆ The event will feature three high school games beginning at 10 am, followed by a pair of collegiate games including Jackson State and Grambling at 5 pm. The Hornets and Bethune-Cookman will close the night out with tip set for 7 pm.
- ◆ The Bridge Builders Classic was created to enhance exposure for Historically Black Colleges and Universities (HBCUs) and to highlight the roles that HBCUs play in educating aspiring professionals and developing future leaders. The Bridge Builders Classic will serve as the "ultimate HBCU basketball experience" in the city of Mobile.

WILLIAMS OUT OF ACTION FOR FOUR GAMES ...

- ◆ Head coach **Mo Williams** missed four games this season beginning with the trip to Texas in December due to the birth of his son. He missed games at Texas Tech, Mississippi Valley State and UAPB before returning against Jackson State.
- ◆ In his absence, associate head coach **Trey Johnson** has served in the lead role.

YOUNG THREE GAME STRETCH BEFORE RETURNING HOME ...

- ◆ Junior forward **Trace Young** (Owensboro, Ky.) has scored in double figures in his last three games since returning for the Hornets against Alabama A&M, Prairie View A&M, and Texas Southern.
- ◆ He scored 17 points in his last game against Texas Southern.

STARTING LINEUPS ...

- ◆ Alabama State has started 15 lineups this season and players have missed a combined 59 games.

ALL-TIME ALABAMA STATE HEAD COACHES			
CJ DUNN Seasons: 22 (1934-55, 1958-63) Alabama State Record: 257-193 (.571)		FLOYD LAISURE Seasons: 3 (1974-77) Alabama State Record: 52-32 (.619)	
Year	Record	Year	Record
1934-35	12-7	1974-75	16-13
1935-36	—	1975-76	19-8
1936-37	16-4	1976-77	17-11
1937-38	17-9		
1938-39	—	JAMES OLIVER Seasons: 17 (1978-95) Alabama State Record: 291-181 (.604)	
1939-40	16-13	Year	Record
1940-41	6-9	1978-79	23-2
1941-42	4-13	1979-80	32-3
1942-43	5-16	1980-81	19-9
1943-44	10-2	1981-82	22-6
1944-45	—	1982-83	22-6
1945-46	8-12	1983-84	22-6
1946-47	8-2	1984-85	14-17
1947-48	14-9	1985-86	11-17
1948-49	18-11	1986-87	14-14
1949-50	7-5	1987-88	8-20
1950-51	17-8	1988-89	13-16
1951-52	13-12	1989-90	15-13
1952-53	17-9	1990-91	18-11
1953-54	15-4	1991-92	14-14
1954-55	13-8	1992-93	14-13
1958-59	9-10	1993-94	19-10
1959-60	—	1994-95	11-15
1960-61	12-10		
1961-62	10-12	JOHN L. WILLIAMS Seasons: 9 (1996-2006) Alabama State Record: 129-136 (.487)	
1962-63	10-8	Year	Record
		1995-96	9-18
IKA MOORHEAD Seasons: 3 (1955-58) Alabama State Record: 70-20 (.778)		ROB SPIVERY Seasons: 9 (1996-2006) Alabama State Record: 129-136 (.487)	
Year	Record	Year	Record
1955-56	23-7	1996-97	8-21
1956-57	22-4	1997-98	11-17
1957-58	25-9	1998-99	11-16
		1999-2000	13-15
LUCIAS MITCHELL Seasons: 4 (1963-67) Alabama State Record: 72-28 (.720)		2000-01	22-9
Year	Record	2001-02	19-13
1963-64	16-10	2002-03	14-15
1964-65	19-7	2003-04	16-15
1965-66	18-6	2004-05	15-15
1966-67	19-5	2005-06	12-18
BEN JOBE Seasons: 1 (1967-68) Alabama State Record: 18-7 (.720)		LEWIS JACKSON Seasons: 15 (1995-2020) Alabama State Record: 207-262 (.441)	
Year	Record	Year	Record
1967-68	18-7	2006-07	10-20
WILLIE PARKER Seasons: 1 (1968-69) Alabama State Record: 19-9 (.679)		2007-08	20-11
Year	Record	2008-09	22-10
1968-69	19-9	2009-10	16-15
BERNARD BOOZER Seasons: 5 (1969-74) Alabama State Record: 101-36 (.737)		2010-11	17-18
Year	Record	2011-12	12-19
1969-70	17-10	2012-13	10-22
1970-71	24-5	2013-14	19-13
1971-72	22-3	2014-15	19-10
1972-73	19-9	2015-16	14-17
1973-74	19-9	2016-17	8-23
		2017-18	8-23
		2018-19	12-19
		2019-20	8-24
MO WILLIAMS Seasons: 1 (2020-21) Alabama State Record: 4-14* (.222)		Year	Record
		2020-21	4-14

vs RANKED TEAMS		
DATE	OPP/L	SCORE
12/8/82	(3) Georgetown	L, 76-99
12/15/82	(13) Arkansas	L, 65-108
12/20/88	(17) NC State	L, 81-109
12/2/91	(11) Arkansas	L, 80-96
12/23/96	(16) Minnesota	L, 34-114
12/31/97	(23) Arkansas	L, 48-103
12/17/98	(19) Arkansas	L, 43-73
12/30/00	(20) Alabama	L, 56-82
12/30/01	(7) Iowa	L, 64-73
11/22/02	(4) Alabama	L, 56-82
11/19/04	(3) Georgia Tech	L, 37-74
12/7/04	(18) Alabama	L, 54-72
11/20/05	(15) Alabama	L, 68-105
11/28/05	(14) Florida	L, 60-87
12/9/06	(4) Alabama	L, 58-92
11/13/11	(21) Cincinnati	L, 40-65
11/11/12	(10) Florida	L, 35-84
11/27/17	(11) Cincinnati	L, 51-83
11/21/18	(20) Iowa	L, 78-105
11/5/19	(8) Gonzaga	L, 64-95
11/20/19	(20) Tennessee	L, 62-78
11/25/19	(20) VCU	L, 41-76
12/29/19	(6) Oregon	L, 59-98
12/22/21	(16) Texas	L, 48-68
vs SWAC		
Games: 747		
Opponents: 9 (Alabama AGM, Alcorn State, Grambling State, Jackson State, Mississippi Valley State, Prairie View AGM, Southern, Texas Southern, UAPB)		
Record: 408-339 (.546)		
20-WIN SEASONS		
1955-56	23-7 (.767)	Ika Moorehead
1956-57	22-4 (.846)	Ika Moorehead
1957-58	25-9 (.735)	Ika Moorehead
1970-71	24-5 (.828)	Bernard Boozer
1971-72	22-3 (.880)	Bernard Boozer
1978-79	23-2 (.920)	James Oliver
1979-80	32-2 (.941)	James Oliver
1981-82	22-6 (.786)	James Oliver
1982-83	22-6 (.786)	James Oliver
1983-84	22-6 (.786)	James Oliver
2000-01	22-6 (.786)	James Oliver
2007-08	20-11 (.645)	Lewis Jackson
2008-09	22-10 (.688)	Lewis Jackson
100-PT WINS [LAST 20]		
1990-91	at Grambling St.	W, 102-81
1990-91	vs. MVSU	W, 104-98
1991-92	Clark-Atlanta	L, 103-107
1991-92	Tennessee State	W, 105-81
1991-92	Prairie View AGM	W, 108-63
1991-92	AUM	W, 118-81
1991-92	at Prairie View	W, 100-81
1991-92	Grambling St.	W, 101-94
1991-92	Tuskegee	W, 116-93
1992-93	Alabama AGM	L, 102-126
1992-93	Troy	W, 121-116
1992-93	Clark-Atlanta	W, 107-68
1993-94	at Troy	W, 115-98
1993-94	Southern	W, 111-107
1993-94	Grambling St.	W, 121-76
1994-95	at MVSU	W, 100-83
1995-96	Selma	W, 106-81
3/8/08	Jackson State	W, 103-83
11/14/14	AUM	W, 105-64
12/30/15	Fort Valley State	W, 105-99
100-PT LOSSES [LAST 6]		
2005-06	at Alabama	L, 68-105
11/17/17	at Oregon	L, 56-114
11/21/17	vs. Savannah St.	L, 97-101
11/21/18	at Iowa	L, 78-105
12/14/19	at Boise State	L, 57-100
11/18/21	at Iowa	L, 82-108

2021-22 DOUBLE-FIGURE GAMES					
POINTS		REBOUNDS			
Trace Young	11	Michael Barber	2		
Juan Reyna	10	Jordan O'Neal	2		
Isaiah Range	9	Kenny Strawbridge	2		
Jordan O'Neal	9	Gerald Liddell	1		
Kenny Strawbridge	9	Isaiah Range	1		
Gerald Liddell	8				
E.J. Clark	8				
DJ Jackson	3				
Christian McCray	3				
Kevion Stewart	2				
Michael Barber	1				
Jayne Mitchell	1				
DOUBLE-DOUBLES		ASSISTS			
Jordan O'Neal	2				
Kenny Strawbridge	2				
Gerald Liddell	1				
Isaiah Range	1				
2021-22 SPECIALTY STATISTICS					
[POT - Points off turnovers; PP - Points in the paint; 2nd - Second chance points; FAST - Fast break points; BP - Points off the bench]					
[Alabama State-Opponents]					
Opponent	PP	POT	2nd	FAST	BP
Mobile	20-14	30-26	13-14	19-2	29-19
at WKU	26-38	15-25	7-16	9-16	31-10
at Vanderbilt	34-42	15-26	7-22	17-12	39-41
at Missouri State	26-34	14-15	9-14	12-14	21-10
at Iowa State	36-40	14-20	11-6	3-12	16-14
at Iowa	24-30	12-18	12-23	8-22	63-51
North Carolina Central	28-38	14-22	7-14	11-13	13-34
Tuskegee	36-32	25-12	14-8	22-19	50-21
North Alabama	14-18	22-42	12-13	11-14	34-12
at Dayton	18-36	9-26	11-24	8-28	28-35
Samford	32-36	25-12	14-17	15-14	28-21
at Pepperdine	32-32	16-14	6-12	4-8	15-24
at Texas	12-32	8-15	2-8	3-0	15-26
at Texas Tech	8-36	18-22	12-11	9-14	10-26
at Mississippi Valley St.	36-26	14-17	12-11	22-13	8-22
at UAPB	32-24	15-22	12-13	6-10	17-8
Jackson State	28-28	21-8	12-18	11-0	18-23
Alcorn State	24-16	19-13	15-2	14-8	14-31
Alabama AGM	20-26	4-11	14-8	3-7	18-13
at Prairie View AGM	24-24	18-9	5-15	6-7	22-11
at Texas Southern	18-46	15-9	2-9	4-8	24-28
vs. Bethune-Cookman	32-26	23-12	7-8	20-1	24-5
Florida AGM	26-24	13-10	17-9	3-6	18-11
at Grambling State	31-32	23-14	11-8	9-4	38-24
at Southern UAPB					
Mississippi Valley State					
at Florida AGM					
at Bethune-Cookman					
at Alabama AGM					
Southern Grambling State					



O - TRACE YOUNG

F /// 6-8 /// 179 /// JUNIOR /// JC
OWENSBORO, KY (JOHN A LOGAN COLLEGE / WYOMING)

CAREER HIGHS

Points: 29, Florida A&M (1/31/22)
Field Goals: 9, at WKU (11/9/21)
Field Goals Attempted: 16, two times
3-Pt Field Goals: 4, four times
3-Pt Field Goals Attempted: 9, three times
Free Throws: 9, Florida A&M (1/31/22)
Free Throws Attempted: 10, Florida A&M (1/31/22)
Rebounds: 9, at WKU (11/9/21)
Assists: 3, San Jose State (1/23/19)
Steals: 4, vs. Mobile (11/4/21)
Blocks: 3, vs. Mobile (11/4/21)
Turnovers: 8, at Texas (12/22/21)
Minutes Played: 39, at WKU (11/9/21)

MISCELLANEOUS

	21-22	ASU CAREER
Double-Figure Points	11	11
Double-Figure Rebounds	-	-
Double-Doubles	-	-
5+ Assists	-	-
Led team in Points	7	7
Led team in Rebounds	6	6
Led team in Blocks	5	5
Led team in Assists	-	-

YOUNG NOTEBOOK

- ◆ Averaged 9.8 points and five rebounds per game at John A. Logan College as a sophomore. He also averaged 1.8 assists per game at his power forward position.
- ◆ Finished the season shooting 48.8 percent from the floor and 32.4 percent from beyond the arc.
- ◆ Rated as a 3-star by ESPN, 247Sports and Rivals, originally signed with Wyoming out of Mt. Zion Prep in Baltimore.
- ◆ Sat out last season during COVID-19 shortened season.
- ◆ Scored a career-high 23 points and grabbed nine rebounds against WKU (11/9/21).
- ◆ Missed conference opener against Mississippi Valley State (1/3/21), and three games after that before returning to action against Alabama A&M (1/15/22).

2021-22 GAME-BY-GAME

Opponent	MIN	FG	FG%	3-PT	3PT%	FT	FT%	REB	AST	TO	BL	ST	PTS
Mobile	27	5-9	.556	1-4	.250	1-2	.500	7	0	6	3	4	12
at WKU	39	9-16	.563	3-8	.375	2-2	1.000	9	1	5	1	1	23
at Vanderbilt	27	2-4	.500	2-4	.500	5-6	.833	1	1	3	1	1	11
at Missouri State	22	0-4	.000	0-4	.000	1-2	.500	3	2	0	2	0	1
at Iowa State	27	4-12	.333	1-4	.250	0-0	.000	6	1	1	1	1	9
at Iowa	13	3-5	.600	1-2	.500	3-3	1.000	0	2	0	0	0	10
NC Central													
Tuskegee													
North Alabama													
at Dayton													
Samford	14	1-6	.167	0-1	.000	0-0	.000	2	1	2	0	1	2
at Pepperdine													
at Texas	24	3-7	.429	1-5	.200	0-0	.000	6	1	8	1	2	7
at Texas Tech	30	5-11	.455	4-9	.444	0-0	.000	6	0	4	1	0	14
at MVSU													
at UAPB													
Jackson St.													
Alcorn State													
Alabama A&M	16	6-13	.462	1-6	.167	2-2	1.000	2	1	3	0	0	15
at PVAMU	29	6-12	.500	1-3	.333	0-0	.000	6	3	2	2	2	13
at Texas Southern	29	5-15	.333	3-9	.333	4-4	1.000	5	2	1	0	0	17
B-CU	32	8-16	.500	2-5	.400	3-4	.750	8	1	1	2	1	21
Florida A&M	33	8-16	.500	4-8	.500	9-10	.900	8	1	1	0	1	29
at Grambling St.	33	2-9	.222	1-4	.250	0-2	.000	7	1	5	1	0	5
at Southern													
UAPB													
MVSU													
at Florida A&M													
at B-CU													
at Alabama A&M													
Southern													
Grambling St.													

YOUNG'S CAREER STATISTICS

Opponent	GP-GS	MIN-AVG	FG-A	PCT	3PT-A	PCT	FT-A	PCT	OFF-DEF-TOT	AVG	PF	A	AST/G	TO	BLK	STL	PTS	AVG
2018-19 (WYO)	20-13	476-23.8	50-127	.394	27-73	.370	8-17	.471	8-59-67	3.4	35	16	0.8	43	9	15	135	6.8
2021-22	14-12	370-26.4	62-146	.425	24-72	.333	29-35	.829	8-61-69	4.9	26	18	1.3	36	11	10	177	12.6
TOTALS (ALST)	14-12	370-26.4	62-146	.425	24-72	.333	29-35	.829	8-61-69	4.9	26	19	1.3	36	11	10	177	12.6
TOTALS	34-25	846-24.9	112-273	.410	51-145	.352	37-52	.712	16-120-136	4.0	61	34	1.0	79	21	25	312	9.2



1 - DJ JACKSON

G /// 6-1 /// 165 /// FRESHMAN /// 1L
SAN BERNARDINO, CA (ETIWANDA HS)

CAREER HIGHS

Points: 13, two times
Field Goals: 5, three times
Field Goals Attempted: 14, vs. Texas Southern (2/27/21)
3-Pt Field Goals: 3, vs. UAPB (2/6/21)
3-Pt Field Goals Attempted: 7, vs. Texas Southern (2/27/21)
Free Throws: 5, at Jackson State (3/6/21)
Free Throws Attempted: 6, at Jackson State (3/6/21)
Rebounds: 9, vs. Tuskegee (11/22/2021)
Assists: 5, two times
Steals: 3, three times
Blocks: 1, vs. Prairie View A&M (3/1/21)
Turnovers: 7, vs. North Carolina Central (11/20/21)
Minutes Played: 37, vs. Texas Southern (2/27/21)

MISCELLANEOUS

	21-22	ASU CAREER
Double-Figure Points	3	5
Double-Figure Rebounds	-	-
Double-Doubles	-	-
5+ Assists	1	1
Led team in Points	-	-
Led team in Rebounds	1	1
Led team in Blocks	-	-
Led team in Assists	6	6

JACKSON NOTEBOOK

- ◆ Played in 17 games, starting 11 as a true freshman during 2021
- ◆ Grabbed 74 total rebounds (4.4 per game), dished out 28 total assists and recorded 12 steals.
- ◆ Earned start on the road against Vanderbilt (11/10/2021) this season.
- ◆ Missed two games for Alabama State on the road against Missouri State (11/13) and Iowa State (11/16).
- ◆ Set career highs in rebounds (nine) and assists (five) against Tuskegee (11/22/21).
- ◆ Missed game against North Alabama (11/28/21) and Dayton (12/1/21).
- ◆ Returned to his home state of California, starting against Pepperdine (12/11/21) and recorded four assists and a pair of steals, playing a season-high 27 minutes.

2021-22 GAME-BY-GAME

Opponent	MIN	FG	FG%	3-PT	3PT%	FT	FT%	REB	AST	TO	BL	ST	PTS
Mobile	15	2-3	.667	0-1	.000	0-0	.000	2	3	2	0	1	4
at WKU	11	0-2	.000	0-0	.000	0-0	.000	1	3	1	0	0	0
at Vanderbilt	15	0-2	.000	0-1	.000	0-0	.000	1	0	3	0	1	0
at Missouri State													
at Iowa State													
at Iowa	20	0-3	.000	0-1	.000	1-2	.500	1	1	0	0	1	1
NC Central	22	2-2	1.000	1-1	1.000	1-2	.500	5	3	7	0	3	6
Tuskegee	22	1-3	.333	0-1	.000	3-4	.750	9	5	1	0	2	5
North Alabama													
at Dayton													
Samford	6	1-2	.500	0-1	.000	2-2	1.000	0	0	1	0	0	4
at Pepperdine	27	1-7	.143	0-2	.000	3-5	.600	1	4	3	0	2	5
at Texas	25	0-4	.000	0-2	.000	0-1	.000	4	2	0	0	2	0
at Texas Tech	25	2-5	.400	1-2	.500	3-4	.750	3	1	1	0	3	8
at MVSU	34	3-5	.600	0-0	.000	4-4	1.000	1	3	4	0	3	10
at UAPB	35	5-11	.455	1-4	.250	0-0	.000	2	2	2	1	0	11
Jackson State	34	5-7	.714	1-1	1.000	2-5	.400	5	3	1	0	1	13
Alcorn State	34	1-9	.111	1-2	.500	2-2	1.000	3	5	4	0	1	5
Alabama A&M	18	1-3	.333	0-2	.000	2-2	1.000	5	1	3	0	0	4
at PVAMU	18	0-3	.000	0-1	.000	0-0	.000	1	2	0	0	2	0
at Texas Southern	19	0-2	.000	0-1	.000	0-0	.000	1	3	0	1	0	0
at B-CU	11	0-0	.000	0-0	.000	2-4	.500	0	2	1	0	1	2
Florida A&M	23	2-6	.333	0-1	.000	1-2	.500	4	5	1	0	0	5
at Grambling St.	20	1-3	.333	1-1	1.000	2-2	1.000	3	2	1	0	2	5
at Southern													
UAPB													
MVSU													
at Florida A&M													
at B-CU													
at Alabama A&M													
Southern													
Grambling St.													

JACKSON'S CAREER STATISTICS

Opponent	GP-GS	MIN-AVG	FG-A	PCT	3PT-A	PCT	FT-A	PCT	OFF-DEF-TOT	AVG	PF	A	AST/G	TO	BLK	STL	PTS	AVG
2020-21	17-11	386-22.7	23-68	.338	10-31	.323	18-30	.600	10-40-50	2.9	47	28	1.6	32	2	12	74	4.4
2021-22	19-10	422-22.2	25-79	.316	6-24	.250	28-41	.683	14-36-50	2.6	33	47	2.5	34	0	26	84	4.4
TOTALS	36-21	809-22.5	48-147	.327	16-55	.291	46-71	.648	24-76-100	2.8	80	75	2.1	66	2	38	158	4.4



2 - JORDAN O'NEAL

F /// 6-7 /// 197 /// SOPHOMORE /// 1L
MOBILE, AL (COAHOMA CC)

CAREER HIGHS

Points: 19, vs. North Carolina Central (11/20/21)
Field Goals: 6, vs. North Carolina Central (11/20/21)
Field Goals Attempted: 10, vs. NC Central (11/20/21)
3-Pt Field Goals: 0, 31 times
3-Pt Field Goals Attempted: 1, three times
Free Throws: 7, vs. North Carolina Central (11/20/21)
Free Throws Attempted: 12, vs. NC Central (11/20/21)
Rebounds: 14, vs. North Carolina Central (11/20/21)
Assists: 2, five times
Steals: 4, at Texas Tech (12/28/21)
Blocks: 4, three times
Turnovers: 4, two times
Minutes Played: 36, Alabama A&M (2/13/21)

MISCELLANEOUS

	21-22	ASU CAREER
Double-Figure Points	9	11
Double-Figure Rebounds	2	3
Double-Doubles	2	2
5+ Assists	--	--
Led team in Points	--	--
Led team in Rebounds	7	7
Led team in Blocks	9	12
Led team in Assists	--	--

O'NEAL NOTEBOOK

- ◆ Led the team with 23 blocked shots last season in just 13 games due to injury.
- ◆ Scored in double figures in three consecutive games against Vanderbilt (11/10), Missouri State (11/13), and Iowa State (11/16) - all on the road. Scored a career 11 points against Missouri State, and then set a new career-high with 12 against Iowa State the next game.
- ◆ Scored career-high 19 points against North Carolina Central (11/20/21) and grabbed a career-high 14 rebounds.
- ◆ Recorded a double against UAPB (1/5) with 12 points and 10 rebounds on the road.

2021-22 GAME-BY-GAME

Opponent	MIN	FG	FG%	3-PT	3PT%	FT	FT%	REB	AST	TO	BL	ST	PTS
Mobile	25	4-4	1.000	0-0	.000	4-4	1.000	6	2	0	2	0	12
at WKU	29	3-4	.750	0-0	.000	0-0	.000	4	0	2	2	1	6
at Vanderbilt	24	5-6	.833	0-0	.000	0-1	.000	5	0	3	0	1	10
at Missouri State	22	5-9	.556	0-0	.000	1-2	.500	4	0	1	2	1	11
at Iowa State	31	5-7	.714	0-0	.000	2-2	1.000	6	1	2	3	1	12
at Iowa	6	0-0	.000	0-0	.000	0-0	.000	0	1	2	0	0	0
NC Central	31	6-10	.600	0-0	.000	7-12	.583	14	0	2	1	0	19
Tuskegee	17	3-4	.750	0-0	.000	1-5	.200	6	2	0	0	2	7
North Alabama	26	3-6	.500	0-0	.000	3-5	.600	8	0	4	0	1	9
at Dayton	28	5-10	.500	0-0	.000	0-0	.000	2	1	0	4	0	10
Samford	14	1-4	.250	0-0	.000	2-2	1.000	3	0	1	1	0	4
at Pepperdine													
at Texas	17	1-3	.333	0-0	.000	0-0	.000	3	0	3	1	0	2
at Texas Tech	27	1-5	.200	0-1	.000	4-6	.667	6	1	1	1	4	6
at MVSU	21	3-7	.429	0-0	.000	3-4	.750	5	2	2	0	1	9
at UAPB	35	3-6	.500	0-1	.000	6-10	.600	10	2	5	0	0	12
Jackson State	29	3-7	.429	0-0	.000	0-0	.000	4	2	2	1	0	6
Alcorn State	32	2-5	.400	0-0	.000	6-7	.857	4	1	3	0	1	10
Alabama A&M	27	1-4	.250	0-0	.000	1-2	.500	7	0	1	4	2	3
at PVAMU	24	4-5	.800	0-0	.000	3-5	.600	6	2	1	1	0	11
at Texas Southern	19	2-5	.400	0-0	.000	2-5	.400	1	1	1	2	0	6
B-CU	24	3-6	.500	0-0	.000	3-4	.750	4	0	1	0	1	9
Florida A&M	31	1-6	.167	0-0	.000	3-4	.750	6	2	1	3	0	5
at Grambling St.	18	3-7	.429	0-0	.000	2-5	.400	6	1	1	1	1	8
at Southern													
UAPB													
MVSU													
at Florida A&M													
at B-CU													
at Alabama A&M													
Southern													
Grambling St.													

O'NEAL'S CAREER STATISTICS

Opponent	GP-GS	MIN-AVG	FG-A	PCT	3PT-A	PCT	FT-A	PCT	OFF-DEF-TOT	AVG	PF	A	AST/G	TO	BLK	STL	PTS	AVG
2020-21	13-10	326-25.1	24-57	.421	0-2	.000	28-49	.571	25-37-62	4.8	35	9	0.7	24	23	7	76	5.8
2021-22	22-16	541-24.6	63-126	.500	0-2	.000	49-81	.605	43-71-114	5.2	69	19	0.9	39	30	16	175	8.0
TOTALS	35-26	865-24.7	87-183	.475	0-4	.000	77-130	.592	68-108-176	5.0	104	28	0.8	63	53	23	251	7.2



3 - GERALD LIDDELL

F /// 6-8 /// 203 /// JUNIOR /// TR
CIBOLO, TX (TEXAS)

CAREER HIGHS

Points: 22, vs. North Carolina Central (11/20/21)
Field Goals: 7, vs. North Carolina Central (11/20/21)
Field Goals Attempted: 17, vs. NC Central (11/20/21)
3-Pt Field Goals: 2, two times
3-Pt Field Goals Attempted: 4, at Texas Tech (12/28/21)
Free Throws: 7, two times
Free Throws Attempted: 8, three times
Rebounds: 11, vs. North Carolina Central (11/20/21)
Assists: 4, three times
Steals: 4, vs. North Carolina Central (11/20/21)
Blocks: 4, two times
Turnovers: 5, vs. Central Michigan (12/14/19)
Minutes Played: 39, vs. North Carolina Central (11/20/21)

MISCELLANEOUS

	21-22	ASU CAREER
Double-Figure Points	8	8
Double-Figure Rebounds	1	1
Double-Doubles	1	1
5+ Assists	–	–
Led team in Points	5	5
Led team in Rebounds	2	2
Led team in Blocks	7	7
Led team in Assists	4	4

LIDDELL NOTEBOOK

- ◆ Transfer from Texas.
- ◆ As a junior, played in seven games, while as a sophomore in 2019-20, played in 15 games (10 starts).
- ◆ Ranked as the No. 41 overall prospect in the nation by 247Sports and No. 47 by ESPN.
- ◆ Grabbed eight rebounds in season opener against WKU (11/9/21).
- ◆ Scored a then season-high 12 points against Missouri State (11/13/21) on the road, before breaking that mark with a then career-high 19 on the road against Iowa (11/18/21).
- ◆ Recorded a double-double with a career-high 22 points and 11 rebounds agianst North Carolina Central (11/20/21).
- ◆ Had a streak of five games with at least one blocked shot before it was snapped on the road at Pepperdine (12/11/21).
- ◆ Named SWAC Impact Player of the Week after Texas contest for his 16-point performance.
- ◆ Missed conference opener against Mississippi Valley State (1/3/21) and UAPB (1/5/21) game.

2021-22 GAME-BY-GAME

Opponent	MIN	FG	FG%	3-PT	3PT%	FT	FT%	REB	AST	TO	BL	ST	PTS
Mobile	22	3-8	.375	0-1	.000	2-4	.500	4	0	2	1	2	8
at WKU	24	2-5	.400	2-2	1.000	0-0	.000	8	3	3	0	0	6
at Vanderbilt	20	2-7	.286	1-3	.333	0-0	.000	2	0	2	1	0	5
at Missouri State	30	6-13	.462	0-2	.000	2-3	.667	2	1	3	0	0	12
at Iowa State	21	2-2	1.000	1-1	1.000	0-0	.000	4	1	2	0	1	5
at Iowa	29	6-11	.545	2-3	.667	5-6	.833	3	4	1	0	1	19
NC Central	39	7-17	.412	1-3	.333	7-8	.875	11	4	0	4	4	22
Tuskegee	19	1-5	.200	0-1	.000	4-8	.500	3	2	1	2	0	6
North Alabama	33	4-9	.444	0-1	.000	7-8	.875	6	3	3	2	1	15
at Dayton	27	2-8	.250	1-3	.333	0-0	.000	4	2	4	1	0	5
Samford	23	2-4	.500	0-1	.000	0-2	.000	5	1	1	4	1	4
at Pepperdine	28	6-12	.500	1-1	1.000	1-3	.333	4	1	2	0	2	14
at Texas	27	5-12	.417	1-2	.500	5-7	.714	2	0	2	1	1	16
at Texas Tech	35	6-11	.545	1-4	.250	2-4	.500	5	1	4	0	3	15
at MVSU													
at UAPB													
Jackson State	22	2-4	.500	1-2	.500	3-5	.600	1	1	1	0	0	8
Alcorn State	31	5-12	.417	0-2	.000	3-6	.500	8	2	0	1	1	13
Alabama A&M	28	4-13	.307	1-1	1.000	0-0	.000	7	1	2	0	0	9
at PVAMU													
at Texas Southern	7	0-3	.000	0-1	.000	0-0	.000	0	1	0	0	0	0
vs. B-CU													
Florida A&M													
at Grambling St.	27	3-6	.500	1-1	1.000	0-1	.000	2	0	5	1	0	7
at Southern													
UAPB													
MVSU													
at Florida A&M													
at B-CU													
at Alabama A&M													
Southern													
Grambling St.													

LIDDELL'S CAREER STATISTICS

Opponent	GP-GS	MIN-AVG	FG-A	PCT	3PT-A	PCT	FT-A	PCT	OFF-DEF-TOT	AVG	PF	A	AST/G	TO	BLK	STL	PTS	AVG
2018-19	13-0	84-6.5	7-18	.389	2-7	.286	0-0	.000	9-7-16	1.2	18	2	0.2	5	3	0	16	1.2
2019-20	15-10	274-18.2	25-62	.403	4-12	.333	12-25	.480	13-37-50	3.3	42	15	1.0	23	11	8	66	4.4
2020-21	7-0	81-11.5	6-14	.429	2-7	.286	1-6	.167	4-8-12	1.7	11	3	0.4	7	1	1	15	2.1
2021-22	18-13	475-26.4	65-154	.422	14-34	.412	39-61	.639	19-59-78	4.3	56	28	1.6	34	17	18	183	10.2
TOTALS (ALST)	18-13	475-26.4	65-154	.422	14-34	.412	39-61	.639	19-59-78	4.3	56	28	1.6	34	17	18	183	10.2
TOTALS	53-23	914-17.2	103-248	.415	22-60	.367	52-92	.565	45-111-156	2.9	127	48	0.9	69	32	27	280	5.3



4 - E.J. CLARK

G /// 5-11 /// 165 /// JUNIOR /// 1L
DALLAS, TX (BOSSIER PARRISH CC)

CAREER HIGHS

Points: 14, at MVSU (1/3/21)
Field Goals: 4, three times
Field Goals Attempted: 13, at PVAMU (1/22/22)
3-Pt Field Goals: 4, at UAPB (1/5/21)
3-Pt Field Goals Attempted: 6, at UAPB (1/5/21)
Free Throws: 8, two times
Free Throws Attempted: 11, at MVSU (1/3/21)
Rebounds: 7, at Grambling St. (2/5/22)
Assists: 7, at MVSU (1/3/21)
Steals: 3, three times
Blocks: 0, 33 times
Turnovers: 3, two times
Minutes Played: 32, at PVAMU (1/22/22)

MISCELLANEOUS

	21-22	ASU CAREER
Double-Figure Points	8	9
Double-Figure Rebounds	-	-
Double-Doubles	-	-
5+ Assists	1	1
Led team in Points	1	1
Led team in Rebounds	1	1
Led team in Blocks	-	-
Led team in Assists	7	7

CLARK NOTEBOOK

- ◆ Graduated from Alabama State in December 2021.
- ◆ Played in 12 games and started in one game last season.
- ◆ Scored 69 total points during the shortened season, recorded 18 assists and 10 steals.
- ◆ Came off the bench to score seven points against Iowa State (11/16/21).
- ◆ Has scored in double figures in three of five games since being inserted into the starting lineup (beginning with Mississippi Valley State).

2021-22 GAME-BY-GAME

Opponent	MIN	FG	FG%	3-PT	3PT%	FT	FT%	REB	AST	TO	BL	ST	PTS
Mobile	19	1-3	.333	0-1	.000	2-2	1.000	3	2	1	0	1	4
at WKU	6	0-0	.000	0-0	.000	0-0	.000	0	0	1	0	0	0
at Vanderbilt	10	0-0	.000	0-0	.000	0-0	.000	0	0	1	0	0	0
at Missouri State													
at Iowa State	17	2-4	.500	1-3	.333	2-4	.500	1	1	2	0	0	7
at Iowa	7	0-1	.000	0-0	.000	0-0	.000	1	0	1	0	0	0
NC Central													
Tuskegee	6	1-2	.500	0-1	.000	1-2	.500	3	2	1	0	0	3
North Alabama	7	0-2	.000	0-1	.000	3-4	.750	1	0	0	0	0	3
at Dayton	7	2-3	.667	0-0	.000	0-0	.000	0	1	1	0	0	4
Samford	24	4-9	.444	0-2	.000	2-2	1.000	1	3	2	0	3	10
at Pepperdine	12	0-1	.000	0-0	.000	0-0	.000	0	0	1	0	0	0
at Texas	7	1-3	.000	0-0	.000	0-0	.000	0	1	0	0	1	2
at Texas Tech	6	2-4	.500	0-0	.000	0-0	.000	0	0	1	0	0	4
at MVSU	31	3-7	.429	0-1	.000	8-11	.727	3	7	0	0	0	14
at UAPB	27	4-8	.500	4-6	.667	0-0	.000	0	4	2	3	0	12
Jackson State	27	0-5	.000	0-0	.000	8-8	1.000	3	4	2	1	2	8
Alcorn State	25	2-8	.250	1-4	.250	5-6	.833	0	0	2	0	1	10
Alabama A&M	24	2-4	.500	2-2	1.000	7-9	.777	5	4	0	0	3	4
at PVAMU	32	4-13	.308	2-4	.500	0-0	.000	2	4	1	0	0	10
at Texas Southern	15	1-2	.500	0-0	.000	0-1	.000	1	0	3	0	0	2
B-CU	24	4-6	.667	2-2	1.000	0-0	.000	2	4	3	0	0	10
Florida A&M	15	1-3	.333	0-2	.000	0-0	.000	1	1	0	0	0	2
at Grambling St.	23	3-8	.375	2-2	1.000	5-5	1.000	7	2	2	0	3	13
at Southern													
UAPB													
MVSU													
at Florida A&M													
at B-CU													
at Alabama A&M													
Southern													
Grambling St.													

CLARK'S CAREER STATISTICS

Opponent	GP-GS	MIN-AVG	FG-A	PCT	3PT-A	PCT	FT-A	PCT	OFF-DEF-TOT	AVG	PF	A	AST/G	TO	BLK	STL	PTS	AVG
2020-21	12-1	245-20.4	21-64	.328	6-24	.250	21-25	.840	7-18-25	2.1	22	18	1.5	14	0	10	69	5.8
2021-22	21-11	360-17.2	36-93	.387	14-30	.467	41-52	.788	5-26-31	1.5	38	38	1.8	26	1	16	127	6.0
TOTALS	33-12	605-18.3	57-157	.363	20-54	.370	62-77	.805	12-44-56	1.7	60	56	1.7	40	1	26	196	5.9



5 - JUAN REYNA

G /// 6-2 /// 182 /// FRESHMAN /// HS
SAN ANTONIO, TX (DUNCANVILLE HS)

CAREER HIGHS

Points: 25, at Grambling State (2/5/22)
Field Goals: 7, at Grambling State (2/5/22)
Field Goals Attempted: 12, vs. Samford (12/8/21)
3-Pt Field Goals: 4, two times
3-Pt Field Goals Attempted: 11, vs. Samford (12/8/21)
Free Throws: 7, at Grambling State (2/5/22)
Free Throws Attempted: 7, at Grambling State (2/5/22)
Rebounds: 5 at Missouri State (11/13/21)
Assists: 3, at Iowa (11/18/21)
Steals: 1, four times
Blocks: 1, at PVAMU (1/22/22)
Turnovers: 3, three times
Minutes Played: 32, at Missouri State (11/13/21)

MISCELLANEOUS

	21-22	ASU CAREER
Double-Figure Points	10	10
Double-Figure Rebounds	-	-
Double-Doubles	-	-
5+ Assists	-	-
Led team in Points	1	1
Led team in Rebounds	-	-
Led team in Blocks	-	-
Led team in Assists	-	-

REYNA NOTEBOOK

- ◆ Helped his team win a pair of state championships, leading his team to a 37-6 record overall.
- ◆ Scored 16 points in 23 minutes in season opener against WKU (11/9/21).
- ◆ Scored in double figures in the first three games this season against Vanderbilt (11/10/21), Missouri State (11/13/21), and Iowa State (11/16/21).
- ◆ Has connected on 17 consecutive free throws to open the season through Pepperdine (12/11/21).
- ◆ Missed conference opener against Mississippi Valley State (1/3/21) and UAPB (1/5/21) game.

2021-22 GAME-BY-GAME

Opponent	MIN	FG	FG%	3-PT	3PT%	FT	FT%	REB	AST	TO	BL	ST	PTS
Mobile	19	2-7	.286	1-4	.250	0-0	.000	1	2	0	0	1	5
at WKU	23	4-8	.500	2-5	.400	6-6	1.000	1	0	3	0	0	16
at Vanderbilt	20	4-7	.571	2-4	.500	0-0	.000	3	1	3	0	0	10
at Missouri State	32	4-9	.444	2-3	.667	0-0	.000	5	1	1	0	1	10
at Iowa State	25	1-5	.200	0-2	.000	0-0	.000	4	0	4	0	0	2
at Iowa	14	0-1	.000	0-1	.000	0-0	.000	3	3	3	0	0	0
NC Central	31	4-10	.400	4-8	.500	2-2	1.000	1	2	1	0	1	14
Tuskegee	18	3-6	.500	2-5	.400	2-2	1.000	0	1	0	0	1	10
North Alabama	31	2-7	.286	1-3	.333	3-3	1.000	1	0	3	0	0	8
at Dayton	17	1-5	.200	0-3	.000	0-0	.000	1	1	3	0	0	2
Samford	27	3-12	.250	2-11	.182	4-4	1.000	2	0	0	0	1	12
at Pepperdine	24	2-9	.222	1-5	.200	2-2	1.000	1	1	1	0	0	7
at Texas	29	4-9	.444	2-3	.667	0-0	.000	2	2	1	0	0	10
at Texas Tech	22	1-5	.200	1-4	.250	0-0	.000	0	1	3	0	0	3
at MVSU													
at UAPB													
Jackson State	3	0-0	.000	0-0	.000	0-0	.000	0	0	0	0	0	0
Alcorn State	17	4-7	.571	3-5	.600	0-2	.000	1	2	1	0	0	11
Alabama A&M	12	0-2	.000	0-1	.000	0-0	.000	1	0	1	0	0	0
at PVAMU	23	3-8	.375	3-7	.429	2-2	1.000	1	2	0	1	0	11
at Texas Southern	14	1-3	.333	1-2	.500	0-0	.000	1	1	0	0	0	3
B-CU	7	0-1	.000	0-1	.000	0-0	.000	1	0	1	0	0	0
Florida A&M	11	1-2	.500	1-1	1.000	0-0	.000	0	0	0	0	0	3
at Grambling St.	26	7-8	.875	4-5	.800	7-7	1.000	4	2	1	0	1	25
at Southern													
UAPB													
MVSU													
at Florida A&M													
at B-CU													
at Alabama A&M													
Southern													
Grambling St.													

REYNA'S CAREER STATISTICS

Opponent	GP-GS	MIN-AVG	FG-A	PCT	3PT-A	PCT	FT-A	PCT	OFF-DEF-TOT	AVG	PF	A	AST/G	TO	BLK	STL	PTS	AVG
2021-22	21-10	426-20.3	49-124	.385	31-79	.392	28-30	.933	4-29-33	1.6	35	20	0.9	30	1	5	157	7.5
TOTALS	21-10	426-20.3	49-124	.385	31-79	.392	28-30	.933	4-29-33	1.6	35	20	0.9	30	1	5	157	7.5



10 - MICHAEL BARBER

F /// 6-8 /// 212 /// SOPHOMORE /// JC
JACKSON, MS (SW MISSISSIPPI CC / HOWARD)

CAREER HIGHS

Points: 10, vs. Mobile (11/4/21)
Field Goals: 4, vs. Mobile (11/4/21)
Field Goals Attempted: 7, Norfolk State (1/11/20)
3-Pt Field Goals: 1, at Georgia Washington (11/9/19)
3-Pt Field Goals Attempted: 1, three times
Free Throws: 5, two times
Free Throws Attempted: 8, vs. Tuskegee (11/22/21)
Rebounds: 11, at MVSU (1/3/21)
Assists: 2, at MVSU (1/3/21)
Steals: 3, at WKU (11/9/21)
Blocks: 3, two times
Turnovers: 3, at Iowa State (11/16/21)
Minutes Played: 24, at Iowa (11/18/21)

MISCELLANEOUS

	21-22	ASU CAREER
Double-Figure Points	1	1
Double-Figure Rebounds	2	2
Double-Doubles	-	-
5+ Assists	-	-
Led team in Points	-	-
Led team in Rebounds	3	3
Led team in Blocks	3	3
Led team in Assists	-	-

BARBER NOTEBOOK

- ◆ Competed in 24 contests off the bench (2019-20) at Howard.
- ◆ Recorded three assists against WKU (11/9/21).
- ◆ Recorded a career-high 10 rebounds against Iowa (11/18/21) on the road.
- ◆ Started first game of the season against Dayton (12/1/21) on the road, recording seven rebounds.

2021-22 GAME-BY-GAME

Opponent	MIN	FG	FG%	3-PT	3PT%	FT	FT%	REB	AST	TO	BL	ST	PTS
Mobile	16	4-5	.800	0-0	.000	2-2	1.000	7	1	0	0	1	10
at WKU	9	0-1	.000	0-0	.000	1-2	.500	1	0	0	1	3	1
at Vanderbilt	10	0-0	.000	0-0	.000	2-2	1.000	2	0	1	2	0	2
at Missouri State	7	0-0	.000	0-0	.000	2-2	1.000	0	0	1	0	0	2
at Iowa State	15	0-0	.000	0-0	.000	0-0	.000	3	0	3	3	0	0
at Iowa	24	2-5	.400	0-0	.000	3-5	.600	10	1	0	0	2	7
NC Central	13	1-1	1.000	0-0	.000	1-2	.500	5	0	2	0	0	3
Tuskegee	21	1-4	.250	0-0	.000	5-8	.625	5	0	0	0	2	7
North Alabama	11	1-2	.000	0-0	.000	0-0	.000	3	0	2	1	1	2
at Dayton	26	1-3	.333	0-1	.000	2-2	1.000	7	1	2	0	1	4
Samford	5	0-0	.000	0-0	.000	0-0	.000	1	0	0	0	0	0
at Pepperdine	12	0-2	.000	0-0	.000	2-2	1.000	2	0	0	0	0	2
at Texas													
at Texas Tech	0+	0-0	.000	0-0	.000	0-0	.000	0	0	0	0	0	0
at MVSU	22	0-2	.000	0-0	.000	3-4	.750	11	2	0	0	0	3
at UAPB	17	2-4	.500	0-0	.000	0-0	.000	5	1	0	0	0	4
Jackson State	9	1-1	1.000	0-0	.000	2-2	1.000	0	0	2	0	1	4
Alcorn State	8	0-0	.000	0-0	.000	0-0	.000	0	0	1	0	0	0
Alabama A&M	1	0-0	.000	0-0	.000	0-0	.000	1	0	0	0	0	0
at PVAMU	0+	0-0	.000	0-0	.000	0-0	.000	0	0	0	0	0	0
at Texas Southern	6	0-1	.000	0-1	.000	0-0	.000	1	0	0	0	0	0
B-CU	11	1-1	1.000	0-0	.000	1-2	.500	2	0	0	0	0	3
Florida A&M	10	1-1	1.000	0-0	.000	2-2	1.000	4	1	0	0	1	4
at Grambling St.	3	0-0	.000	0-0	.000	0-0	.000	0	0	0	0	0	0
at Southern													
UAPB													
MVSU													
at Florida A&M													
at B-CU													
at Alabama A&M													
Southern													
Grambling St.													

BARBER'S CAREER STATISTICS

Opponent	GP-GS	MIN-AVG	FG-A	PCT	3PT-A	PCT	FT-A	PCT	OFF-DEF-TOT	AVG	PF	A	AST/G	TO	BLK	STL	PTS	AVG
2019-20 (HOW)	24-0	144-6.0	19-38	.500	1-2	.500	3-5	.600	11-30-41	1.7	21	3	0.1	9	9	7	42	1.8
2021-22	22-2	244-11.1	11-28	.393	0-2	.000	26-35	.743	24-39-63	2.9	27	6	0.3	14	8	11	48	2.2
TOTALS (ALST)	22-2	244-11.1	11-28	.393	0-2	.000	26-36	.743	24-39-63	2.9	27	6	0.3	14	8	11	48	2.2
TOTALS	46-2	388-8.4	30-66	.455	1-4	.250	29-40	.725	35-69-104	2.3	48	9	0.2	23	17	18	90	2.0



11 - JAYME MITCHELL
G /// 6-5 /// 187 /// FRESHMAN /// HS
JACKSON, MS (FOREST HILL HS)

CAREER HIGHS
Points: 11, at UAPB (1/5/22)
Field Goals: 5 at UAPB (1/5/22)
Field Goals Attempted: 6, at Pepperdine (12/11/21)
3-Pt Field Goals: 1, three times
3-Pt Field Goals Attempted: 3, two times
Free Throws: 4, at Vanderbilt (11/10/21)
Free Throws Attempted: 4, two times
Rebounds: 5, two times
Assists: 3, at Vanderbilt (11/10/21)
Steals: 1, 10 times
Blocks: 1, six times
Turnovers: 3, at Iowa (11/18/21)
Minutes Played: 22, at Pepperdine (12/11/21)

MISCELLANEOUS		
	21-22	ASU CAREER
Double-Figure Points	1	1
Double-Figure Rebounds	-	-
Double-Doubles	-	-
5+ Assists	-	-
Led team in Points	-	-
Led team in Rebounds	-	-
Led team in Blocks	1	1
Led team in Assists	-	-

- MITCHELL NOTEBOOK**
- ♦ Saw action against WKU (11/9/21) off the bench.
 - ♦ Played double-digit minutes in back-to-back games against Vanderbilt (11/10/21) and Missouri State (11/13/21).
 - ♦ Scored a career-high eight points against Vanderbil (11/10/21) off the bench.
 - ♦ Started first career game at Pepperdine (12/11/21), scoring five points.
 - ♦ Missed conference opener against Mississippi Valley State (1/3/21).

2021-22 GAME-BY-GAME														
Opponent	MIN	FG	FG%	3-PT	3PT%	FT	FT%	REB	AST	TO	BL	ST	PTS	
Mobile	3	0-0	.000	0-0	.000	0-0	.000	0	0	1	0	1	0	
at WKU	1	0-1	.000	0-0	.000	0-0	.000	0	0	0	1	0	0	
at Vanderbilt	19	2-3	.667	0-1	.000	4-4	1.000	5	3	2	1	1	8	
at Missouri State	11	0-2	.000	0-1	.000	0-0	.000	1	0	1	0	0	0	
at Iowa State	3	0-1	.000	0-0	.000	0-0	.000	0	0	0	0	0	0	
at Iowa	12	2-5	.400	0-2	.000	1-2	.500	1	0	3	0	1	5	
NC Central														
Tuskegee	10	2-2	1.000	1-1	1.000	1-2	.500	2	1	1	0	1	6	
North Alabama	6	0-0	.000	0-0	.000	0-0	.000	1	0	1	1	0	0	
at Dayton	7	1-1	1.000	0-0	.000	0-0	.000	0	0	1	0	0	2	
Samford	16	2-5	.400	0-3	.000	1-4	.250	5	1	1	1	1	5	
at Pepperdine	22	2-6	.333	1-3	.333	0-0	.000	3	0	1	0	1	5	
at Texas	17	1-1	1.000	0-0	.000	1-1	1.000	1	0	1	0	1	2	
at Texas Tech														
at MVSU														
at UAPB	14	5-5	1.000	1-1	1.000	0-2	.000	1	0	1	0	1	11	
Jackson State	14	2-6	.333	0-1	.000	2-2	1.000	1	0	0	0	0	6	
Alcorn State	17	1-3	.333	1-2	.500	0-0	.000	2	0	2	1	0	3	
Alabama A&M	9	0-1	.000	0-1	.000	0-0	.000	1	0	1	0	0	0	
at PVAMU	16	0-1	.000	0-1	.000	0-0	.000	3	2	2	1	1	0	
at Texas Southern	3	0-0	.000	0-0	.000	0-0	.000	0	0	0	0	0	0	
B-CU	12	2-4	.500	0-1	.000	1-1	1.000	1	3	0	0	1	5	
Florida A&M	4	0-1	.000	0-1	.000	0-0	.000	0	0	0	0	0	0	
at Grambling St.														
at Southern														
UAPB														
MVSU														
at Florida A&M														
at B-CU														
at Alabama A&M														
Southern														
Grambling St.														

MITCHELL'S CAREER STATISTICS																		
Opponent	GP-GS	MIN-AVG	FG-A	PCT	3PT-A	PCT	FT-A	PCT	OFF-DEF-TOT	AVG	PF	A	AST/G	TO	BLK	STL	PTS	AVG
2021-22	19-2	219-11.5	22-48	.458	4-19	.211	11-18	.611	2-24-28	1.5	23	11	0.6	17	5	9	59	3.1
TOTALS	19-2	219-11.5	22-48	.458	4-19	.211	11-18	.611	2-24-28	1.5	23	11	0.6	17	5	9	59	3.1



12 - MALIK SMILEY

G /// 6-3 /// 165 /// R-FRESHMAN /// 1L
BIRMINGHAM, AL (IMG ACADEMY)

CAREER HIGHS

Points: 0, two times
Field Goals: 0, two times
Field Goals Attempted: 0, two times
3-Pt Field Goals: 0, two times
3-Pt Field Goals Attempted: 0, two times
Free Throws: 0, two times
Free Throws Attempted: 0, two times
Rebounds: 0, two times
Assists: 0, two times
Steals: 0, two times
Blocks: 0, two times
Turnovers: 0, two times
Minutes Played: 2, at Prairie View A&M (2/1/21)

MISCELLANEOUS

	21-22	ASU CAREER
Double-Figure Points	--	--
Double-Figure Rebounds	--	--
Double-Doubles	--	--
5+ Assists	--	--
Led team in Points	--	--
Led team in Rebounds	--	--
Led team in Blocks	--	--
Led team in Assists	--	--

SMILEY NOTEBOOK

- ◆ Saw action in a pair of games during 2020-21 season.
- ◆ Missed conference opener against Mississippi Valley State (1/3/21) and will miss UAPB (1/5/21) game.

2021-22 GAME-BY-GAME

Opponent	MIN	FG	FG%	3-PT	3PT%	FT	FT%	REB	AST	TO	BL	ST	PTS
Mobile													
at WKU													
at Vanderbilt													
at Missouri St.													
at Iowa State													
at Iowa													
NC Central													
Tuskegee													
North Alabama													
at Dayton													
Samford													
at Pepperdine													
at Texas													
at Texas Tech													
at MVSU													
at UAPB													
Jackson St.													
Alcorn State													
Alabama A&M													
at PVAMU													
at Texas Southern													
vs. B-CU													
Florida A&M													
at Grambling St.													
at Southern													
UAPB													
MVSU													
at Florida A&M													
at B-CU													
at Alabama A&M													
Southern													
Grambling St.													

SMILEY'S CAREER STATISTICS

Opponent	GP-GS	MIN-AVG	FG-A	PCT	3PT-A	PCT	FT-A	PCT	OFF-DEF-TOT	AVG	PF	A	AST/G	TO	BLK	STL	PTS	AVG
2020-21	2-0	2-1.0	0-0	.000	0-0	.000	0-0	.000	0-0-0	0.0	0	0	0.0	0	0	0	0	0.0
TOTALS	2-0	2-1.0	0-0	.000	0-0	.000	0-0	.000	0-0-0	0.0	0	0	0.0	0	0	0	0	0.0



13 - KAREEM CLARK

G /// 6-2 /// 191 /// JUNIOR /// JC
SACRAMENTO, CA (SOUTH MOUNTAIN CC)

CAREER HIGHS

Points: 1, vs. Tuskegee (11/22/21)
Field Goals: 0, two times
Field Goals Attempted: 2, at Dyaton (12/1/21)
3-Pt Field Goals: 0, two times
3-Pt Field Goals Attempted: 0, two times
Free Throws: 1, vs. Tuskegee (11/22/21)
Free Throws Attempted: 2, vs. Tuskegee (11/22/21)
Rebounds: 2, vs. Tuskegee (11/22/21)
Assists: 2, vs. Tuskegee (11/22/21)
Steals: 0, two times
Blocks: 0, two times
Turnovers: 1, at Dayton (12/1/21)
Minutes Played: 6, at Dayton (12/1/21)

MISCELLANEOUS

	21-22	ASU CAREER
Double-Figure Points	-	-
Double-Figure Rebounds	-	-
Double-Doubles	-	-
5+ Assists	-	-
Led team in Points	-	-
Led team in Rebounds	-	-
Led team in Blocks	-	-
Led team in Assists	-	-

CLARK NOTEBOOK

- ◆ Saw first action against Tuskegee in exhibition game, before playing against Dayton (12/1/21) on the road.
- ◆ Played six minutes against Dayton (12/1/21).
- ◆ Missed conference opener against Mississippi Valley State (1/3/21) and will miss UAPB (1/5/21) game.

2021-22 GAME-BY-GAME

Opponent	MIN	FG	FG%	3-PT	3PT%	FT	FT%	REB	AST	TO	BL	ST	PTS
Mobile													
at WKU													
at Vanderbilt													
at Missouri St.													
at Iowa State													
at Iowa													
NC Central													
Tuskegee	5	0-0	.000	0-0	.000	1-2	.500	2	2	0	0	0	1
North Alabama													
at Dayton	6	0-2	.000	0-0	.000	0-0	.000	0	0	1	0	0	0
Samford													
at Pepperdine													
at Texas													
at Texas Tech													
at MVSU													
at UAPB													
Jackson St.													
Alcorn State													
Alabama A&M													
at PVAMU													
at Texas Southern													
vs. B-CU													
Florida A&M													
at Grambling St.													
at Southern													
UAPB													
MVSU													
at Florida A&M													
at B-CU													
at Alabama A&M													
Southern													
Grambling St.													

CLARK'S CAREER STATISTICS

Opponent	GP-GS	MIN-AVG	FG-A	PCT	3PT-A	PCT	FT-A	PCT	OFF-DEF-TOT	AVG	PF	A	AST/G	TO	BLK	STL	PTS	AVG
2021-22	1-0	6-6.0	0-2	.000	0-0	.000	0-0	.000	0-0-0	0.0	0	0	0.0	1	0	0	0	0.0
TOTALS	1-0	6-6.0	0-2	.000	0-0	.000	0-0	.000	0-0-0	0.0	0	0	0.0	1	0	0	0	0.0



15 - KEVION STEWART

G /// 6-3 /// 193 /// SENIOR /// 2L
MEMPHIS, TN (SIUE / CHATTANOOGA STATE)

CAREER HIGHS

Points: 21, at Grambling State (3/4/21)
Field Goals: 7, at Texas Southern (1/30/21)
Field Goals Attempted: 13, at Grambling State (3/4/21)
3-Pt Field Goals: 5, at MVSU (1/12/21)
3-Pt Field Goals Attempted: 8, at Grambling State (3/4/21)
Free Throws: 7, two times
Free Throws Attempted: 9, at Jackson State (3/6/21)
Rebounds: 5, vs. Alabama A&M (2/13/21)
Assists: 2, at Southern (2/22/21)
Steals: 4, at Grambling State (3/4/21)
Blocks: 2, at Boise State (12/14/19)
Turnovers: 4, vs. Alcorn State (1/23/21)
Minutes Played: 34, at Jackson State (3/6/21)

MISCELLANEOUS

	21-22	ASU CAREER
Double-Figure Points	2	11
Double-Figure Rebounds	--	--
Double-Doubles	--	--
5+ Assists	--	--
Led team in Points	1	3
Led team in Rebounds	--	--
Led team in Blocks	--	--
Led team in Assists	--	--

STEWART NOTEBOOK

- ◆ Played in 18 games and started in 11 games.
- ◆ Scored a total of 147 points in the shortened season.
- ◆ Father, Dwight Stewart, played and won national title at Arkansas.
- ◆ Did not play in season opener against WKU (11/9/21).
- ◆ Has not played since Samford (12/8/21).

2021-22 GAME-BY-GAME

Opponent	MIN	FG	FG%	3-PT	3PT%	FT	FT%	REB	AST	TO	BL	ST	PTS
Mobile													
at WKU													
at Vanderbilt	10	1-4	.250	0-3	.000	0-0	.000	0	0	0	0	0	2
at Missouri State	6	1-4	.250	1-3	.333	0-0	.000	1	0	0	0	0	3
at Iowa State	6	1-4	.250	1-2	.500	1-2	.500	1	0	0	0	0	4
at Iowa	9	2-2	1.000	1-1	1.000	0-0	.000	0	1	1	0	1	5
NC Central	4	0-2	.000	0-2	.000	0-0	.000	0	0	0	0	1	0
Tuskegee	16	3-9	.333	2-5	.400	2-2	1.000	2	0	1	0	1	10
North Alabama	7	0-2	.000	0-1	.000	0-0	.000	1	0	1	0	0	0
at Dayton	8	1-3	.333	1-2	.500	7-8	.875	2	1	0	0	0	10
Samford	9	0-7	.000	0-6	.000	0-0	.000	1	0	1	0	0	0
at Pepperdine													
at Texas													
at Texas Tech													
at MVSU													
at UAPB													
Jackson St.													
Alcorn State													
Alabama A&M													
at PVAMU													
at Texas Southern													
B-CU	12	2-3	.667	2-3	.667	0-0	.000	0	0	0	0	2	6
Florida A&M	7	0-2	.000	0-2	.000	0-0	.000	0	0	1	0	1	0
at Grambling St.													
at Southern													
UAPB													
MVSU													
at Florida A&M													
at B-CU													
at Alabama A&M													
Southern													
Grambling St.													

STEWART'S CAREER STATISTICS

Opponent	GP-GS	MIN-AVG	FG-A	PCT	3PT-A	PCT	FT-A	PCT	OFF-DEF-TOT	AVG	PF	A	AST/G	TO	BLK	STL	PTS	AVG
2017-18	17-0	126-7.4	8-27	.296	8-23	.348	5-6	.833	4-14-18	1.1	13	8	0.5	6	0	3	29	1.7
2019-20	26-10	323-12.4	29-106	.274	15-70	.214	16-26	.615	8-23-31	1.2	37	8	0.3	16	4	14	89	3.4
2020-21	18-11	368-20.4	39-114	.342	30-77	.390	39-52	.750	10-36-46	2.6	47	11	0.6	28	2	15	147	8.2
2021-22	11-0	97-8.8	11-42	.262	8-30	.267	10-12	.833	2-6-8	0.7	12	2	0.2	5	0	6	40	3.6
TOTALS (ALST)	55-21	793-14.4	79-262	.302	53-177	.299	65-90	.722	20-65-85	1.5	96	21	0.4	49	6	35	276	5.0
TOTALS	72-21	919-12.8	87-289	.301	61-200	.305	70-96	.729	24-79-103	1.4	109	29	0.4	55	6	38	305	4.2



20 - KENNY STRAWBRIDGE

G /// 6-6 /// 202 /// R-SOPHOMORE /// 1L
ROCKFORD, IL (WESTERN NEBRASKA / UMKC)

CAREER HIGHS

Points: 27, at MVSU (1/3/21)
Field Goals: 11, at MVSU (1/3/21)
Field Goals Attempted: 16, at MVSU (1/3/21)
3-Pt Field Goals: 4, at MVSU (1/3/21)
3-Pt Field Goals Attempted: 6, at MVSU (1/3/21)
Free Throws: 11, vs. Jackson State (1/8/21)
Free Throws Attempted: 13, vs. Southern (1/25/21)
Rebounds: 14, vs. Southern (1/25/21)
Assists: 5, at WKU (11/9/21)
Steals: 4, two times
Blocks: 2, vs. Alabama A&M (2/13/21)
Turnovers: 6, vs. Alcorn State (1/23/21)
Minutes Played: 41, vs. North Carolina Central (11/20/21)

MISCELLANEOUS

	21-22	ASU CAREER
Double-Figure Points	9	20
Double-Figure Rebounds	2	7
Double-Doubles	2	6
5+ Assists	–	–
Led team in Points	5	5
Led team in Rebounds	3	3
Led team in Blocks	–	–
Led team in Assists	4	4

STRAWBRIDGE NOTEBOOK

- ◆ Second-leading scorer on last year's team, and earned a spot on ESPN Top 10 for his buzzer-beater against Southern.
- ◆ Named Second Team Preseason All-SWAC ahead of the 2021-22 season.
- ◆ Dished out five assists against WKU (11/9/21).
- ◆ Recorded a double-double against Pepperdine (12/11/21) on the road with 16 points and 11 rebounds.
- ◆ Named SWAC Impact Player of the Week (December 15).
- ◆ Named SWAC Player of the Week following Mississippi Valley State game in which he scored 27 point to lead Alabama State to a conference-opening victory.

2021-22 GAME-BY-GAME

Opponent	MIN	FG	FG%	3-PT	3PT%	FT	FT%	REB	AST	TO	BL	ST	PTS
Mobile	27	3-6	.500	0-0	.000	1-2	.500	5	2	2	0	3	7
at WKU	28	4-8	.500	0-1	.000	0-1	.000	4	5	2	0	0	8
at Vanderbilt	18	2-7	.286	0-1	.000	3-4	.750	5	0	3	0	1	7
at Missouri State	32	5-10	.500	0-1	.000	2-3	.667	2	1	3	0	0	12
at Iowa State	27	3-9	.333	0-0	.000	0-0	.000	3	3	3	0	2	6
at Iowa	18	3-5	.600	0-2	.000	0-1	.000	0	2	1	0	1	6
NC Central	41	0-5	.000	0-1	.000	1-2	.500	4	4	2	0	0	1
Tuskegee	23	4-8	.500	1-1	1.000	0-0	.000	3	2	4	0	1	9
North Alabama	34	8-12	.667	0-0	.000	0-1	.000	6	0	1	0	2	16
at Dayton	24	1-3	.333	1-1	1.000	0-3	.000	6	2	1	0	0	6
Samford	26	4-9	.444	1-4	.250	5-7	.714	7	0	3	2	0	14
at Pepperdine	34	7-14	.500	0-3	.000	2-4	.500	11	2	3	0	3	16
at Texas	30	1-7	.143	1-3	.333	1-2	.500	5	0	2	0	1	4
at Texas Tech	27	1-7	.143	1-5	.200	0-0	.000	2	2	2	0	0	3
at MVSU	35	11-16	.688	4-6	.667	1-5	.200	4	1	5	0	3	27
at UAPB	33	3-10	.300	0-3	.000	1-2	.500	6	2	2	0	2	7
Jackson State	32	3-7	.429	0-2	.000	11-11	1.000	5	1	3	0	2	17
Alcorn State	30	4-12	.333	0-1	.000	0-1	.000	5	4	0	0	4	8
Alabama A&M	26	2-4	.500	0-1	.000	0-0	.000	4	0	0	0	0	4
at PVAMU	26	2-10	.200	1-2	.500	2-2	1.000	5	1	0	1	1	7
at Texas Southern	34	5-8	.625	0-3	.000	0-0	.000	10	1	2	3	0	10
B-CU	27	3-7	.429	0-1	.000	5-5	1.000	3	2	1	0	0	11
Florida A&M	27	1-5	.200	0-1	.000	1-2	.500	2	1	1	0	0	3
at Grambling St.	22	5-9	.555	0-1	.000	1-2	.500	3	1	0	0	2	11
at Southern													
UAPB													
MVSU													
at Florida A&M													
at B-CU													
at Alabama A&M													
Southern													
Grambling St.													

STRAWBRIDGE'S CAREER STATISTICS

Opponent	GP-GS	MIN-AVG	FG-A	PCT	3PT-A	PCT	FT-A	PCT	OFF-DEF-TOT	AVG	PF	A	AST/G	TO	BLK	STL	PTS	AVG
2020-21	18-17	540-30.0	61-170	.359	11-47	.234	56-78	.718	32-98-130	7.2	44	24	1.3	35	6	14	189	10.5
2021-22	23-23	660-28.7	82-192	.427	10-44	.227	36-58	.621	27-78-105	4.6	40	37	1.6	44	1	30	210	9.1
TOTALS	41-40	1201-29.3	143-362	.395	21-91	.231	92-136	.676	59-176-235	5.7	84	61	1.5	79	7	44	399	9.7



MCCRAY NOTEBOOK

- ◆ Played at Cal State Fullerton before transferring to Alabama State.
- ◆ Did not play against WKU (11/9/21).
- ◆ Scored a career-high eight points off the bench against Vanderbilt (11/10/21) in just nine minutes, before breaking that mark with 20 points off the bench against Iowa (11/18/21) in just 17 minutes.

2021-22 GAME-BY-GAME

Opponent	MIN	FG	FG%	3-PT	3PT%	FT	FT%	REB	AST	TO	BL	ST	PTS
Mobile													
at WKU													
at Vanderbilt	9	4-5	.800	0-0	.000	0-0	.000	0	0	1	0	1	8
at Missouri State	7	1-2	.500	0-1	.000	0-0	.000	1	1	1	0	0	2
at Iowa State													
at Iowa	17	8-12	.667	4-5	.800	0-0	.000	2	0	0	0	0	20
NC Central	9	2-5	.400	0-1	.000	0-0	.000	2	0	1	0	0	4
Tuskegee	20	7-9	.778	0-0	.000	1-2	.500	2	1	1	0	2	15
North Alabama	13	3-8	.375	0-0	.000	1-2	.500	5	0	1	0	0	7
at Dayton	13	3-6	.500	1-1	1.000	0-0	.000	3	0	0	0	0	7
Samford													
at Pepperdine	5	2-3	.667	0-0	.000	0-0	.000	0	0	0	0	0	4
at Texas													
at Texas Tech													
at MVSU	5	1-4	.250	0-0	.000	0-0	.000	2	0	0	0	0	2
at UAPB													
Jackson St.													
Alcorn State													
Alabama A&M													
at PVAMU	3	0-1	.000	0-0	.000	0-0	.000	0	0	1	0	0	0
at Texas Southern	20	5-12	.417	1-3	.333	4-5	.800	6	1	0	0	0	15
B-CU	13	4-9	.444	0-0	.000	0-0	.000	2	2	1	0	0	8
Florida A&M	7	3-8											
at Grambling St.													
at Southern													
UAPB													
MVSU													
at Florida A&M													
at B-CU													
at Alabama A&M													
Southern													
Grambling St.													

MISCELLANEOUS

	21-22	ASU CAREER
Double-Figure Points	3	3
Double-Figure Rebounds	--	--
Double-Doubles	--	--
5+ Assists	--	--
Led team in Points	2	2
Led team in Rebounds	--	--
Led team in Blocks	--	--
Led team in Assists	--	--

MCCRAY'S CAREER STATISTICS

Opponent	GP-GS	MIN-AVG	FG-A	PCT	3PT-A	PCT	FT-A	PCT	OFF-DEF-TOT	AVG	PF	A	AST/G	TO	BLK	STL	PTS	AVG
2020-21 (CSUF)	1-0	9-9.0	2-4	.500	0-0	.000	0-0	.000	0-0-0	0.0	2	0	0.0	1	0	0	4	4.0
2021-22	13-0	143-11.0	43-84	.512	6-12	.500	6-10	.600	12-16-28	2.2	8	5	0.4	7	0	3	98	7.5
TOTALS (ALST)	13-0	143-11.0	43-84	.512	6-12	.500	6-10	.600	12-18-28	2.2	8	5	0.4	7	0	3	98	7.5
TOTALS	14-0	153-10.9	45-88	.511	6-12	.500	6-10	.600	12-16-28	2.0	10	5	0.4	8	0	3	102	7.3



22 - DARRELL REED
F /// 6-8 /// 211 /// FRESHMAN /// HS
HAMMOND, IN (HAMMOND HS)

CAREER HIGHS

Points: -
Field Goals: -
Field Goals Attempted: -
3-Pt Field Goals: -
3-Pt Field Goals Attempted: -
Free Throws: -
Free Throws Attempted: -
Rebounds: -
Assists: -
Steals: -
Blocks: -
Turnovers: -
Minutes Played: -

MISCELLANEOUS

	21-22	ASU CAREER
Double-Figure Points	-	-
Double-Figure Rebounds	-	-
Double-Doubles	-	-
5+ Assists	-	-
Led team in Points	-	-
Led team in Rebounds	-	-
Led team in Blocks	-	-
Led team in Assists	-	-

REED NOTEBOOK


◆ Has not played this season due to preseason injury.

2021-22 GAME-BY-GAME

Opponent	MIN	FG	FG%	3-PT	3PT%	FT	FT%	REB	AST	TO	BL	ST	PTS
Mobile													
at WKU													
at Vanderbilt													
at Missouri St.													
at Iowa State													
at Iowa													
NC Central													
Tuskegee													
North Alabama													
at Dayton													
Samford													
at Pepperdine													
at Texas													
at Texas Tech													
at MVSU													
at UAPB													
Jackson St.													
Alcorn State													
Alabama A&M													
at PVAMU													
at Texas Southern													
vs. B-CU													
Florida A&M													
at Grambling St.													
at Southern													
UAPB													
MVSU													
at Florida A&M													
at B-CU													
at Alabama A&M													
Southern													
Grambling St.													

REED'S CAREER STATISTICS

Opponent	GP-GS	MIN-AVG	FG-A	PCT	3PT-A	PCT	FT-A	PCT	OFF-DEF-TOT	AVG	PF	A	AST/G	TO	BLK	STL	PTS	AVG
2021-22																		
TOTALS																		



23 - ASHTON MCCLELLAND

G /// 6-0 /// 153 /// R-SOPHOMORE /// TR
HOUSTON, TX (TEXAS SOUTHERN)

CAREER HIGHS

Points: 9, vs. LeTourneau (12/11/20)
Field Goals: 3, vs. LeTourneau (12/11/20)
Field Goals Attempted: 7, two times
3-Pt Field Goals: 2, at Iowa (11/18/21)
3-Pt Field Goals Attempted: 5, two times
Free Throws: 2, vs. LeTourneau (12/11/20)
Free Throws Attempted: 3, vs. LeTourneau (12/11/20)
Rebounds: 3, at Iowa (11/18/21)
Assists: 2, at Dayton (12/1/21)
Steals: 1, vs. MVSU (2/23/21)
Blocks: 0, 31 times
Turnovers: 1, five times
Minutes Played: 18, vs. LeTourneau (12/11/20)

MISCELLANEOUS

	21-22	ASU CAREER
Double-Figure Points	-	-
Double-Figure Rebounds	-	-
Double-Doubles	-	-
5+ Assists	-	-
Led team in Points	-	-
Led team in Rebounds	-	-
Led team in Blocks	-	-
Led team in Assists	1	1

MCCLELLAND NOTEBOOK

- ◆ Transfer from Texas Southern.
- ◆ Came off the bench in the second half against Iowa (11/18/21) and scored six points on a pair of three-pointers.

2021-22 GAME-BY-GAME

Opponent	MIN	FG	FG%	3-PT	3PT%	FT	FT%	REB	AST	TO	BL	ST	PTS
Mobile													
at WKU													
at Vanderbilt													
at Missouri St.													
at Iowa State													
at Iowa	17	2-7	.286	2-5	.400	0-0	.000	3	1	0	0	1	6
NC Central													
Tuskegee	5	1-1	1.000	1-1	1.000	0-0	.000	0	0	1	0	0	3
North Alabama													
at Dayton	11	1-5	.200	1-4	.250	0-0	.000	1	2	0	0	0	3
Samford													
at Pepperdine													
at Texas													
at Texas Tech	3	0-0	.000	0-0	.000	0-0	.000	1	1	0	0	0	0
at MVSU	10	1-2	.500	1-2	.500	0-0	.000	1	0	1	0	0	3
at UAPB	8	1-2	.500	0-1	.000	0-0	.000	0	1	1	0	0	2
Jackson State	2	0-0	.000	0-0	.000	0-0	.000	0	0	0	0	0	0
Alcorn State	2	0-0	.000	0-0	.000	0-0	.000	0	0	0	0	0	0
Alabama A&M	4	0-0	.000	0-0	.000	0-0	.000	1	0	0	0	0	0
at PVAMU													
at Texas Southern													
vs. B-CU													
Florida A&M													
at Grambling St.													
at Southern													
UAPB													
MVSU													
at Florida A&M													
at B-CU													
at Alabama A&M													
Southern													
Grambling St.													

MCCLELLAND'S CAREER STATISTICS

Opponent	GP-GS	MIN-AVG	FG-A	PCT	3PT-A	PCT	FT-A	PCT	OFF-DEF-TOT	AVG	PF	A	AST/G	TO	BLK	STL	PTS	AVG
2019-20 (TSU)	12-0	30-2.5	4-17	.235	3-12	.250	1-2	.500	0-1-1	0.1	2	0	0.0	1	0	2	12	1.0
2020-21 (TSU)	10-0	43-4.3	5-15	.333	2-11	.182	2-3	.667	0-5-5	0.5	5	1	0.1	1	0	2	14	1.4
2021-22	9-0	63-7.0	6-17	.353	5-13	.385	0-0	.000	2-5-7	0.8	9	5	0.6	3	0	1	17	1.9
TOTALS (ALST)	9-0	63-7.0	6-17	.353	5-13	.385	0-0	.000	2-5-7	0.8	9	5	0.6	3	0	1	17	1.9
TOTALS	31-0	138-4.4	15-49	.306	10-36	.278	3-5	.600	2-10-12	0.4	16	6	0.2	5	0	5	43	1.4



24 - ISAIAH RANGE

G /// 6-3 /// 215 /// SOPHOMORE /// TR
CEDAR HILL, TX (TARLETON STATE)

CAREER HIGHS

Points: 21, vs. Cameron (2/8/20)
Field Goals: 10, vs. Cameron (2/8/20)
Field Goals Attempted: 16, vs. Cameron (2/8/20)
3-Pt Field Goals: 3, vs. Alabama A&M (1/15/22)
3-Pt Field Goals Attempted: 6, at WKU (11/9/21)
Free Throws: 6, vs. Western New Mexico (1/18/20)
Free Throws Attempted: 6, vs. W. New Mexico (1/18/20)
Rebounds: 11, vs. St. Edward's (3/6/20)
Assists: 4, vs. Western New Mexico (1/18/20)
Steals: 7, at Texas Southern (1/24/22)
Blocks: 2, two times
Turnovers: 7, at Texas Tech (12/28/21)
Minutes Played: 38, at MVSU (1/3/21)

MISCELLANEOUS

	21-22	ASU CAREER
Double-Figure Points	9	9
Double-Figure Rebounds	1	1
Double-Doubles	1	1
5+ Assists	-	-
Led team in Points	1	1
Led team in Rebounds	2	2
Led team in Blocks	2	2
Led team in Assists	2	2

RANGE NOTEBOOK

- ◆ Transfer from Tarleton State.
- ◆ Scored 14 points off the bench against WKU (11/9/21) and grabbed four rebounds.
- ◆ Recorded his first double-double against Iowa State (11/16/21) with 15 points and 10 rebounds.
- ◆ Recorded a career-high seven steals at Texas Southern (1/24/22).

2021-22 GAME-BY-GAME

Opponent	MIN	FG	FG%	3-PT	3PT%	FT	FT%	REB	AST	TO	BL	ST	PTS
Mobile	24	4-10	.400	2-5	.400	0-0	.000	5	3	4	0	0	10
at WKU	30	6-13	.462	2-6	.333	0-0	.000	4	2	6	1	0	14
at Vanderbilt	19	4-7	.571	1-2	.500	0-0	.000	3	2	2	0	2	9
at Missouri State	31	2-9	.222	1-4	.250	0-0	.000	6	0	6	0	2	5
at Iowa State	29	7-13	.538	0-3	.000	1-4	.250	10	3	5	0	1	15
at Iowa	14	1-2	.500	1-2	.500	0-0	.000	1	1	1	1	0	3
NC Central	34	5-10	.500	1-4	.250	0-0	.000	2	1	2	0	0	11
Tuskegee	13	4-5	.800	0-1	.000	1-1	1.000	2	1	3	1	0	9
North Alabama	32	4-12	.333	0-2	.000	1-3	.333	4	2	1	1	1	9
at Dayton	2	1-5	.200	0-2	.000	2-2	1.000	2	2	2	0	0	4
Samford	30	3-7	.429	1-3	.333	2-2	1.000	9	2	1	1	1	9
at Pepperdine	31	4-11	.364	1-2	.500	0-1	.000	7	1	1	0	1	9
at Texas	19	2-3	.667	0-0	.000	0-0	.000	2	0	1	0	1	4
at Texas Tech	20	0-3	.000	0-2	.000	0-0	.000	5	1	7	0	1	0
at MVSU	38	7-11	.636	2-4	.500	0-0	.000	8	2	0	1	0	16
at UAPB	31	4-9	.444	1-3	.333	0-0	.000	4	2	2	1	2	9
Jackson State	23	4-8	.500	0-2	.000	2-3	.667	3	0	0	1	2	10
Alcorn State													
Alabama A&M	30	4-10	.400	3-5	.600	0-0	.000	4	1	1	1	0	11
at PVAMU	25	5-11	.455	2-5	.400	3-4	.750	6	1	2	0	0	15
at Texas Southern	34	6-11	.545	0-2	.000	1-2	.500	2	2	1	7	0	13
B-CU	27	2-7	.286	0-2	.000	0-0	.000	2	1	0	0	1	4
Florida A&M	26	3-9	.333	2-4	.500	0-2	.000	2	0	1	0	0	8
at Grambling St.	28	2-6	.333	0-2	.000	2-2	1.000	3	2	1	0	2	5
at Southern													
UAPB													
MVSU													
at Florida A&M													
at B-CU													
at Alabama A&M													
Southern													
Grambling St.													

RANGE'S CAREER STATISTICS

Opponent	GP-GS	MIN-AVG	FG-A	PCT	3PT-A	PCT	FT-A	PCT	OFF-DEF-TOT	AVG	PF	A	AST/G	TO	BLK	STL	PTS	AVG
2019-20 (TARL)	30-20	711-23.7	117-237	.494	19-74	.257	28-53	.528	29-84-113	3.8	33	28	0.9	46	5	26	281	9.4
2021-22	22-16	593-26.9	80-182	.440	18-62	.290	15-26	.577	20-71-91	4.1	44	31	1.4	48	10	23	193	8.8
TOTALS (ALST)	22-16	593-26.9	80-182	.440	18-62	.290	15-26	.577	20-71-91	4.1	44	31	1.4	48	10	23	193	8.8
TOTALS	52-36	1303-25.1	197-419	.470	37-136	.272	43-79	.544	49-155-204	3.9	77	59	1.1	94	15	49	474	9.1

STATISTICS (EXCLUDES EXHIBITION GAMES)



2021-22 Alabama St. Men's Basketball
Extended Season Box Score
All games

Page 1/1
as of Feb 06, 2022

Game Records

Record	Overall	Home	Away	Neutral
ALL GAMES	7-16	4-4	2-12	1-0
CONFERENCE	5-5	2-2	2-3	1-0
NON-CONFERENCE	2-11	2-2	0-9	0-0

Team Box Score Extended

No.	Player	Total			3-Point			F-Throw		Rebounds																	
		GP-GS	MIN	AVG	FG-FGA	FG%	3FG-3FGA	3FG%	FT-FTA	FT%	OFF	DEF	TOT	AVG	PF	DQ	A	A/G	TO	TO/G	A/TO	BLK	BLK/G	STL	STL/G	PTS	AVG
0	YOUNG, Trace	14-12	369:50	26.4	62-146	.425	24-72	.333	29-35	.829	8	61	69	4.9	26	0	18	1.29	36	2.57	0.50	12	0.86	10	0.71	177	12.6
3	LIDDELL, Gerald	18-13	475:15	26.4	65-154	.422	14-34	.412	39-61	.639	19	59	78	4.3	56	4	28	1.56	34	1.89	0.82	17	0.94	18	1.00	183	10.2
20	STRAWBRIDGE, Kenny	23-23	659:58	28.7	82-192	.427	10-44	.227	36-58	.621	27	78	105	4.6	40	0	37	1.61	44	1.91	0.84	1	0.04	30	1.30	210	9.1
24	RANGE, Isaiah	22-16	592:43	26.9	80-182	.440	18-62	.290	15-26	.577	20	71	91	4.1	44	0	31	1.41	48	2.18	0.65	10	0.45	23	1.05	193	8.8
2	O'NEAL, Jordan	22-16	540:56	24.6	63-126	.500	0-2	.000	49-81	.605	43	71	114	5.2	69	4	19	0.86	39	1.77	0.49	29	1.32	16	0.73	175	8.0
14	MCCRAY, Christian	13-0	142:54	11.0	43-84	.512	6-12	.500	6-10	.600	12	16	28	2.2	8	0	5	0.38	7	0.54	0.71	0	0.00	3	0.23	98	7.5
5	REYNA, Juan	21-10	425:34	20.3	49-124	.395	31-79	.392	28-30	.933	4	29	33	1.6	35	0	20	0.95	30	1.43	0.67	1	0.05	5	0.24	157	7.5
4	CLARK, E.J.	21-11	360:26	17.2	36-93	.387	14-30	.467	41-52	.788	5	26	31	1.5	38	0	38	1.81	26	1.24	1.46	1	0.05	16	0.76	127	6.0
1	JACKSON, DJ	19-10	422:24	22.2	25-79	.316	6-24	.250	28-41	.683	14	36	50	2.6	33	1	47	2.47	34	1.79	1.38	0	0.00	26	1.37	84	4.4
15	STEWART, Kevion	11-0	96:60	8.8	11-42	.262	8-30	.267	10-12	.833	2	6	8	0.7	12	0	2	0.18	5	0.45	0.40	0	0.00	6	0.55	40	3.6
11	MITCHELL, Jayme	19-2	218:52	11.5	22-48	.458	4-19	.211	11-18	.611	4	24	28	1.5	23	0	11	0.58	17	0.89	0.65	5	0.26	9	0.47	59	3.1
10	BARBER, Michael	22-2	244:19	11.1	11-28	.393	0-2	.000	26-35	.743	24	39	63	2.9	27	0	6	0.27	14	0.64	0.43	8	0.36	11	0.50	48	2.2
23	MCCLELLAND, Ashton	9-0	63:12	7.0	6-17	.353	5-13	.385	0-0	.000	2	5	7	0.8	9	0	5	0.56	3	0.33	1.67	0	0.00	1	0.11	17	1.9
13	CLARK, Kareem	2-0	11:37	5.8	0-2	.000	0-0	.000	1-2	.500	0	2	2	1.0	0	0	2	1.00	1	0.50	2.00	0	0.00	0	0.00	1	0.5
Total		23	4625		555-1317	.421	140-423	.331	319-461	.692	242	561	803	34.9	420	9	269	11.70	362	15.74	0.74	84	3.65	174	7.57	1569	68.2
Opponents		23	4625		602-1393	.432	179-554	.323	331-455	.727	283	581	864	37.6	394	9	335	14.57	332	14.43	1.01	94	4.09	175	7.61	1714	74.5

Score by Periods

Team	1st	2nd	OT	TOT
Alabama St.	685	872	12	1569
Opponents	796	912	6	1714



STATISTICS (EXCLUDES EXHIBITION GAMES)



2021-22 Alabama St. Men's Basketball
Overall Team Statistics
All games

Page 1/1
as of Feb 06, 2022

Team Statistics

	ALST	OPP
Scoring	1569	1714
Points per game	68.2	74.5
Scoring margin	-6.3	-
Field goals-att	555-1317	602-1393
Field goal pct	.421	.432
3 point fg-att	140-423	179-554
3-point FG pct	.331	.323
3-pt FG made per game	6.1	7.8
Free throws-att	319-461	331-455
Free throw pct	.692	.727
F-Throws made per game	13.9	14.4
Rebounds	803	864
Rebounds per game	34.9	37.6
Rebounding margin	-2.7	-
Assists	269	335
Assists per game	11.7	14.6
Turnovers	362	332
Turnovers per game	15.7	14.4
Turnover margin	-1.3	-
Assist/turnover ratio	0.7	1.0
Steals	174	175
Steals per game	7.6	7.6
Blocks	84	94
Blocks per game	3.7	4.1
Winning streak	1	-
Home win streak	0	-
Attendance	7251	79439
Home games-Avg/Game	8-906	14-5674
Neutral site-Avg/Game	-	1-1310

Score by Periods

Team	1st	2nd	OT	TOT
Alabama St.	685	872	12	1569
Opponents	796	912	6	1714

2021-22 GAME-BY-GAME STATISTICS (EXCLUDES EXHIBITION GAMES)

Opponent	Date	Score	w/l	fgm/a	pct	3fg/a	pct	ftm/a	pct	off-def-tot	avg	ast	to	blk	stl	pts	avg
Alabama State	11.9.21	74-79	L	28-58	.483	9-22	.409	9-11	.818	8-29-37	37.0	14	23	5	6	74	74.0
at WKU				28-64	.438	6-19	.316	17-30	.567	14-23-37	37.0	13	17	4	9	79	79.0
Alabama State	11.10.21	72-91	L	26-52	.500	6-19	.316	14-17	.824	6-22-28	32.5	7	24	5	8	72	73.0
at Vanderbilt				29-64	.453	8-28	.286	25-33	.758	17-21-38	37.5	17	15	3	11	91	85.0
Alabama State	11.13.21	60-78	L	24-62	.387	4-19	.211	8-12	.667	9-24-33	32.7	6	16	4	7	60	68.7
at Missouri State				27-63	.429	8-30	.267	16-19	.842	13-31-44	39.7	13	14	7	9	78	82.7
Alabama State	11.16.21	60-68	L	25-57	.439	4-15	.267	6-12	.500	12-32-44	35.5	10	23	7	6	60	66.5
at Iowa State				26-70	.371	1-20	.050	15-19	.789	13-23-36	38.8	13	8	6	12	68	79.0
Alabama State	11.18.21	82-108	L	29-59	.492	11-24	.458	13-19	.684	7-20-27	33.8	17	14	2	8	82	69.6
at Iowa State				38-73	.521	20-44	.455	12-16	.750	18-26-44	39.8	28	10	2	7	108	84.8
North Carolina Central	11.20.21	80-74	W	27-71	.380	4-25	.160	16-25	.640	10-23-33	38.7	11	16	2	7	74	83.0
at Alabama State				27-62	.435	7-20	.350	19-28	.679	14-31-45	35.7	14	19	5	9	80	71.3
Tuskegee	11.22.21	91-65	W	24-57	.421	6-26	.231	11-21	.524	9-21-30	37.4	9	21	3	10	65	80.4
at Alabama State				31-58	.534	7-17	.412	22-38	.579	11-29-40	36.3	19	14	4	12	91	74.1
North Alabama	11.28.21	69-81	L	28-63	.444	14-28	.500	11-14	.786	10-20-30	37.4	16	13	5	2	81	82.7
at Alabama State				25-60	.417	1-8	.125	18-26	.692	15-23-38	36.0	5	18	5	6	69	71.0
Alabama State	12.1.21	54-93	L	19-54	.352	5-17	.294	11-15	.733	10-20-30	35.3	13	17	5	1	54	68.9
at Dayton				30-63	.476	10-21	.476	23-27	.852	15-28-43	38.1	16	8	2	10	93	84.0
Samford	12.8.21	64-74	L	26-68	.382	7-28	.250	15-23	.652	20-34-54	39.9	11	20	4	8	74	82.9
at Alabama State				21-65	.323	4-32	.125	18-25	.720	12-27-39	35.7	8	14	7	10	64	68.3
Alabama State	12.11.21	62-79	L	24-65	.369	4-16	.250	10-17	.588	12-21-33	35.4	9	12	0	9	62	67.7
at Pepperdine				29-55	.527	10-24	.417	11-15	.733	8-33-41	40.0	21	18	8	5	79	82.5
Alabama State	12.22.21	48-68	L	18-49	.367	5-15	.333	7-11	.636	7-21-28	34.7	6	20	3	9	48	65.9
at Texas				24-57	.421	7-24	.292	13-14	.929	13-24-37	39.7	13	12	7	10	68	81.2
Alabama State	12.28.21	53-75	L	18-51	.353	8-27	.296	9-14	.643	9-21-30	34.3	8	23	2	11	53	64.8
at Texas Tech				29-57	.509	9-27	.333	8-12	.667	8-29-37	39.5	19	18	4	15	75	80.7
Alabama State	1.3.22	84-75	W	29-54	.537	7-13	.538	19-28	.679	9-30-39	34.7	17	13	1	7	84	66.3
at Mississippi Valley State				26-58	.448	13-27	.481	10-19	.526	8-21-29	38.7	16	14	4	5	75	80.2
Alabama State	1.5.22	68-70	L	27-55	.491	7-19	.368	7-14	.500	12-21-33	34.6	14	15	2	8	68	66.4
at Mississippi Valley State				22-54	.407	8-22	.364	18-20	.900	13-19-32	38.2	14	10	2	13	70	79.5
Jackson State	1.8.22	72-57	W	17-55	.309	2-21	.095	21-26	.808	15-22-37	38.1	8	15	5	4	57	78.0
at Alabama State				20-45	.444	2-8	.250	30-36	.833	7-23-30	34.3	11	11	3	8	72	66.8
Alcorn State	1.10.22	60-70	L	23-44	.523	9-15	.600	15-18	.833	4-31-35	37.9	15	20	5	8	70	77.5
at Alabama State				19-56	.339	6-16	.375	16-24	.667	12-20-32	34.1	14	13	2	8	60	66.4
Alabama AGM	1.15.22	59-55	W	21-62	.339	3-17	.176	10-13	.769	13-16-29	37.4	12	8	5	5	55	76.2
at Alabama State				20-54	.370	7-19	.368	12-15	.800	18-29-47	34.9	9	18	5	5	59	65.9
Alabama State	1.22.22	67-70	L	24-64	.375	9-23	.391	10-13	.769	7-25-32	34.7	17	11	6	6	67	66.0
at Prairie View AGM				24-57	.421	11-23	.478	11-16	.688	10-32-42	37.7	19	17	5	3	70	75.8
Alabama State	1.24.22	66-73	L	25-62	.403	5-22	.227	11-17	.647	5-26-31	34.5	12	8	2	11	66	66.0
at Texas Southern				28-64	.438	4-24	.167	13-23	.565	15-33-48	38.2	16	15	4	5	73	75.7
Bethune-Cookman	1.29.22	79-73	W	26-51	.510	6-13	.462	15-19	.789	9-23-32	37.9	12	16	1	5	73	75.6
at Alabama State				29-60	.483	6-15	.400	15-20	.750	11-17-28	34.2	15	10	3	6	79	66.7
Florida AGM	1.31.22	65-66	L	24-52	.462	5-17	.294	13-19	.684	12-24-36	37.8	13	11	3	2	66	75.1
at Alabama State				21-59	.356	7-21	.333	16-23	.696	18-21-39	34.4	11	8	3	3	65	66.6
Alabama State	2.5.22	80-72	W	26-56	.464	9-16	.563	19-26	.731	11-29-40	34.7	13	18	3	11	80	67.2
at Grambling State				26-71	.366	8-31	.258	12-14	.857	16-24-40	37.9	10	16	3	10	72	75.0
Total				524-1259	.416	133-406	.328	297-423	.702	231-532-763	34.7	250	348	80	162	1478	67.2
Opponenets				578-1336	.433	173-528	.328	320-434	.737	274-560-834	37.9	326	311	91	165	1649	75.0

2021-22 GAME-BY-GAME STATISTICS (EXCLUDES EXHIBITION GAME AGAINST MOBILE)

ALABAMA STATE GAME HIGHS

Points	91	vs. Tuskegee (11/22/2021)
Field Goals Made	31	vs. Tuskegee (11/22/2021)
Field Goal Attempts	65	at Pepperdine (12/11/2021)
		vs. Samford (12/8/2021)
Field Goal Percentage	.537 (29-54)	at Mississippi Valley State (11/3/2022)
3-Point Field Goals Made	11	at Iowa (11/18/2021)
3-Point Field Goals Attempted	32	vs. Samford (12/8/2021)
3-Point Field Goal Percentage	.563 (9-16)	at Grambling State (2/5/2022)
Free Throws Made	30	vs. Jackson State (1/8/2022)
Free Throw Attempts	38	vs. Tuskegee (11/22/2021)
Free Throw Percentage	.833 (30-36)	vs. Jackson State (1/8/2022)
Rebounds	47	vs. Alabama A&M (1/15/2022)
Assists	19	vs. Tuskegee (11/22/2021)
Steals	12	vs. Tuskegee (11/22/2021)
Blocks	7	vs. Samford (12/8/2021)
		at Iowa State (11/16/2021)
Turnovers	24	at Vanderbilt (11/10/2021)
Fouls	27	at WKU (11/9/2021)

OPPONENT GAME HIGHS

Points	108	Iowa (11/18/2021)
Field Goals Made	38	Iowa (11/18/2021)
Field Goal Attempts	73	Iowa (11/18/2021)
Field Goal Percentage	.527 (29-55)	Pepperdine (12/11/2021)
3-Point Field Goals Made	20	Iowa (11/18/2021)
3-Point Field Goals Attempted	44	Iowa (11/18/2021)
3-Point Field Goal Percentage	.600 (9-15)	Alcorn State (1/10/2022)
Free Throws Made	25	Vanderbilt (11/10/2021)
Free Throw Attempts	33	Vanderbilt (11/10/2021)
Free Throw Percentage	.852 (23-27)	Dayton (12/1/2021)
Rebounds	54	Samford (12/8/2021)
Assists	28	Iowa (11/18/2021)
Steals	15	Texas Tech (12/28/2021)
Blocks	8	Pepperdine (12/11/2021)
Turnovers	21	Tuskegee (11/22/2021)
Fouls	25	Jackson State (11/8/2022)

ALABAMA STATE INDIVIDUAL GAME HIGHS

Points	29	Trace Young vs. Florida A&M (1/31/2022)
Field Goals Made	11	Kenny Strawbridge at MVSU (1/3/2022)
Field Goal Attempts	17	Gerald Liddell vs. North Carolina Central (11/20/2021)
Field Goal Percentage	1.000 (5-5)	Jayme Mitchell at UAPB (1/5/2022)
3-Point Field Goals Made	4	Juan Reyna at Grambling State (2/5/22)
		Trace Young vs. Florida A&M (1/31/2022)
		E.J. Clark at UAPB (1/5/2022)
		Kenny Strawbridge at MVSU (1/3/2022)
		Trace Young at Texas Tech (12/28/2021)
		Juan Reyna vs. North Carolina Central (11/20/2021)
		Christian McCray at Iowa (11/18/2021)
3-Point Field Goals Attempted	11	Juan Reyna vs. Samford (12/8/2021)
3-Point Field Goal Percentage	1.000 (2-2)	E.J. Clark at Grambling State (2/4/2022)
	1.000 (2-2)	E.J. Clark vs. Bethune-Cookman (1/29/2022)
	1.000 (2-2)	E.J. Clark vs. Alabama A&M (1/5/2022)
	1.000 (2-2)	Gerald Liddell at WKU (11/9/2021)
Free Throws Made	11	Kenny Strawbridge vs. Jackson State (1/8/2022)
Free Throw Attempts	12	Jordan O'Neal vs. North Carolina Central (11/20/2021)
Free Throw Percentage	1.000 (11-11)	Kenny Strawbridge vs. Jackson State (1/8/2022)
	1.000 (8-8)	E.J. Clark vs. Jackson State (1/8/2022)
	1.000 (7-7)	Juan Reyna at Grambling State (2/5/2022)
	1.000 (6-6)	Juan Reyna at WKU (11/9/2021)
	1.000 (5-5)	E.J. Clark at Grambling State (2/5/2022)
	1.000 (4-4)	DJ Jackson at MVSU (1/3/2022)
	1.000 (4-4)	Juan Reyna vs. Samford (12/8/2021)
	1.000 (4-4)	Jayme Mitchell at Vanderbilt (11/10/2021)
	1.000 (3-3)	Juan Reyna vs. North Alabama (11/28/2021)
	1.000 (3-3)	Trace Young at Iowa (11/18/2021)
Rebounds	14	Jordan O'Neal vs. North Carolina Cental (11/20/2021)
Assists	7	E.J. Clark at MVSU (1/2/2022)
Steals	7	Isaiah Range at Texas Southern (1/24/2022)
Blocks	4	Jordan O'Neal vs. Alabama A&M (1/15/2022)
		Gerald Liddell vs. Samford (12/8/2021)
		Jordan O'Neal at Dayton (12/1/2021)
		Gerald Liddell vs. North Carolina Central (11/20/2021)
Turnovers	8	Trace Young at Texas (12/22/2021)
Fouls	5	12 players tied at

OPPONENT INDIVIDUAL GAME HIGHS

Points	31	Isiaih Mosley, Missouri State (11/13/2021)
Field Goals Made	12	Isiaih Mosley, Missouri State (11/13/2021)
Field Goal Attempts	22	Devin Booker, Tuslkegee (11/22/2021)
		Randy Miller, Jr., North Carolina Central (11/20/2021)
		Isiaih Mosley, Missouri State (11/13/2021)
Field Goal Percentage	1.000 (5-5)	John Walker III, Texas Southern (1/24/2022)
3-Point Field Goals Made	8	Jeremiah Gambrell, PVAMU (1/22/2022)
3-Point Field Goals Attempted	13	Jeremiah Gambrell, PVAMU (1/22/2022)
3-Point Field Goal Percentage	1.000 (2-2)	Lenell Henry, Alcorn State (1/10/2022)
	1.000 (2-2)	Sardaar Calhoun, Texas Tech (12/28/2021)
	1.000 (2-2)	Joe Toussaint, Iowa (11/18/2021)
	1.000 (2-2)	Sherman Brashear, WKU (11/9/2021)
Free Throws Made	10	Marcus Garrett, B-CU (1/29/2022)
Free Throw Attempts	13	Marcus Garrett, B-CU (1/29/2022)
Free Throw Percentage	1.000 (8-8)	Chance Moore, Jackson State (1/8/2022)
	1.000 (8-8)	Malachi Smith, Dayton (12/1/2021)
	1.000 (7-7)	Shawn Williams, UAPB (1/5/2022)
	1.000 (4-4)	Terrance Lewis, Jackson State (1/8/2022)
	1.000 (4-4)	Timmy Allen, Texas (12/22/2021)
	1.000 (3-3)	Isiaih Mosley, Missouri State (11/13/2021)
Rebounds	16	Brison Gresham, Texas Southern (1/24/2022)
Assists	11	Joe Toussaint, Iowa (11/18/2021)
Steals	6	Shawndarius Cowart, Grambling State (2/5/2022)
Blocks	5	Gaige Prim, Missouri State (11/13/2021)
Turnovers	6	Justin Thomas, Alcorn State (1/10/2022)
		Chance Moore, Jackson State (1/8/2022)
Fouls	5	Nine players tied

GAME RECAPS

GAME 1 (EXHIBTION)

Alabama State 72, Mobile 47
November 4, 2021

MOBILE, Ala. | Alabama State used a balanced scoring attack to pull away from Mobile 72-47 in an exhibition contest at the Dunn-Oliver Acadome on Thursday night.


The Hornets had four players in double figures led by Trace Young (Owensboro, Ky.) and Jordan O'Neal (Mobile, Ala.) with 12 points each in the win. Young finished with a team-high seven rebounds and four steals in his first game in a Hornets uniform, while O'Neal finished with six rebounds and a pair of blocked shots.

Meanwhile, Isaiah Range (Cedar Hill, Texas) and Michael Barber (Jackson, Miss.) each added 10 points for Alabama State, with Barber collecting seven rebounds. Range added five rebounds and three assists in the win.

Alabama State shot 55.2 (16-of-29) percent from the floor in the second half to pull away from the Rams who had drawn to within 12 at the break. They ended the night shooting 50.9 (28-of-55) percent from the floor and 25.0 (4-of-16) percent from beyond the arc, while hitting 75.0 (12-of-16) percent from the free throw line.

The Hornets won every statistical category apart from second chance points (14-13), outrebounding Mobile 45-30 and added a 19-2 advantage on fast break points. The largest lead of the night for Alabama State was 27 with 9:11 remaining in the game, while went on a 12-0 scoring run midway through the first half to widen the margin.

Mobile was led by Sage McKenna with 14 points on the night.



Official Basketball Box Score - Final

Mobile at Alabama St.

11/04/21 Durr-Chick Academy, Montgomery

2021-22 Home Basketball

Game Time: 1:00 PM

Game Date: 11/04/21

Attendance: 150

Officials: Thomas Dean Farris, Gabe Jackson, Troy Matthews

Mobile - 47

Record- 0

NO. Name	Min	FG	3P	FT	Rebounds	Fouls	PF	AST	TO	BLK	STL	PTS	Shooting By Period
13 Sage McKenna	PT:46	6/16	5/15	1/2	4	4	2	14	4	0	0	0	<div>3PT% 33.3 18.4%</div> <div>2PT% 25.0 16.4%</div>
14 Tashana Manna	PT:24	3/3	0/0	0/0	2	2	0	4	0	0	0	0	<div>FTM 25.0 25.0%</div> <div>3PT% 0.0 0.0%</div>
10 PJ King	PT:18	0/2	0/2	0/0	0	0	0	0	0	0	0	0	<div>FTM 0.0 0.0%</div> <div>3PT% 0.0 0.0%</div>
11 Logan Foy	PT:17	0/3	0/3	1/2	4	4	1	1	2	0	0	0	<div>3PT% 33.3 33.3%</div> <div>2PT% 25.0 25.0%</div>
23 Gary Jefferson	PT:26	1/5	0/0	2/2	2	2	4	3	3	3	0	0	<div>3PT% 0.0 0.0%</div> <div>2PT% 25.0 25.0%</div>
11 Tashana Jones	14:41	2/2	0/0	1/2	1	2	0	1	1	1	0	0	<div>3PT% 0.0 0.0%</div> <div>2PT% 50.0 50.0%</div>
3 Joshua Williams	14:24	2/5	0/0	0/0	3	3	1	4	3	0	2	0	<div>3PT% 0.0 0.0%</div> <div>2PT% 50.0 22.2%</div>
10 Teed Myle	10:28	0/0	0/0	1/2	1	1	0	0	0	0	0	0	<div>3PT% 0.0 0.0%</div> <div>2PT% 0.0 0.0%</div>
15 LaMar Knight	10:41	3/7	0/5	0/0	1	1	0	0	0	0	0	1	<div>3PT% 60.0 36.4%</div> <div>2PT% 50.0 50.0%</div>
11 M'Kenna Knight	06:49	0/1	0/0	0/2	0	0	0	0	0	0	0	0	<div>3PT% 0.0 0.0%</div> <div>2PT% 0.0 0.0%</div>
Team					0	2	3	1	2				<div>3PT% 0.0 0.0%</div> <div>2PT% 0.0 0.0%</div>
Totals	19:01	5/22	4/11	1/2	18	30	10	43	10	19	6	25	<div>3PT% 36.4 36.4%</div> <div>2PT% 25.0 25.0%</div>
Technical Fouls: NONE													
Alabama St. - 72													
Record- 0													
NO. Name	Min	FG	3P	FT	Rebounds	Fouls	PF	AST	TO	BLK	STL	PTS	Shooting By Period
0 Trace Young	PT:23	5/9	1/4	1/2	1	6	7	3	12	0	0	0	<div>3PT% 25.0 26.8%</div> <div>2PT% 50.0 42.9%</div>
2 Jordan O'Hair	PT:20	4/4	0/0	3/3	3	3	1	2	0	0	0	0	<div>FTM 66.7 66.7%</div> <div>3PT% 0.0 0.0%</div>
23 Jordan Lottel	PT:31	3/8	0/1	2/4	2	4	2	4	0	2	1	0	<div>3PT% 0.0 0.0%</div> <div>2PT% 25.0 22.2%</div>
4 E.J. Clark	PT:16	1/3	0/0	2/2	0	3	1	1	4	2	1	0	<div>3PT% 0.0 0.0%</div> <div>2PT% 33.3 33.3%</div>
9 Kanny Strickland	PT:14	0/0	0/0	1/2	0	2	3	0	0	0	0	0	<div>3PT% 0.0 0.0%</div> <div>2PT% 0.0 0.0%</div>
5 Jean Remy	PT:12	2/7	0/4	1/1	0	1	0	0	0	2	0	0	<div>3PT% 0.0 0.0%</div> <div>2PT% 28.6 55.6%</div>
11 Brian Bange	24:28	1/0	0/0	1/4	5	5	1	0	3	4	0	0	<div>3PT% 0.0 0.0%</div> <div>2PT% 25.0 25.0%</div>
12 J.J. Anderson	14:58	2/3	0/0	0/0	0	2	3	0	0	2	1	0	<div>3PT% 0.0 0.0%</div> <div>2PT% 66.7 66.7%</div>
11 Michael Barber	16:24	4/6	0/0	2/2	5/7	0	1	1	0	1	0	1	<div>3PT% 0.0 0.0%</div> <div>2PT% 66.7 66.7%</div>
11 Jayme Mitchell	05:06	0/0	0/0	0/0	0	0	0	0	1	0	0	0	<div>3PT% 0.0 0.0%</div> <div>2PT% 0.0 0.0%</div>
Team					1	4	5						<div>3PT% 0.0 0.0%</div> <div>2PT% 0.0 0.0%</div>
Totals	26:55	4/16	12/16	10/35	45	13	10	72	15	20	4	25	<div>3PT% 25.0 25.0%</div> <div>2PT% 50.0 50.0%</div>
Technical Fouls: NONE													
UMOB													
Points from Turnovers													
Period													
Best Period													
Points													
Second Chance													
Fast Breaks													
Bench													
Time with Lead													

GAME 2

WKU 79, Alabama State 74
November 9, 2021

BOWLING GREEN, Ky. | Trace Young (Owensboro, Ky.) narrowly missed a double-double at E.A. Diddle Arena on Tuesday night, but it wasn't enough to overcome a late Western Kentucky run as the Hilltoppers were able to escape with a 79-74 victory.

Young finished with a game-high 23 points on 56.3 (9-of-16) percent shooting from the floor and grabbed nine rebounds in his debut for Alabama State, pacing three players in double figures for the Hornets. Juan Reyna (San Antonio, Texas) added 16 points in his collegiate debut, while Isaiah Range (Cedar Hill, Texas) added 14 points off the bench for the Hornets.

Alabama State (0-1) jumped ahead early and after WKU (1-0) tied the game at 5-all with 16:23 to play in the first half, they led until late in the second half. The Hilltoppers were able to take their first lead of the game with 4:02 remaining on one of their 17 free throws (out of 30 attempts) gave them a 64-63 lead. They were able to push the lead to seven (70-63) with 90 seconds to play before Alabama State trimmed it to four a pair of times.

The Hornets trimmed the lead to 75-72 with 21 seconds remaining on a pair of free throws by Reyna, one of nine (out of 11 attempts) by the Hornets. After WKU was able to extend the lead to 77-72, Alabama State answered with another two free throws by Reyna to get the deficit to 77-74 with nine seconds remaining before the Hilltoppers were able to put it away at the line.

Alabama State finished the night shooting 48.3 (28-of-58) percent from the floor and 40.9 (9-of-22) percent from beyond the arc, while WKU connected on 43.8 (28-of-64) percent from the floor and 31.6 (6-of-19) percent from beyond the arc.

[illegible]

GAME 3

Vanderbilt 91, Alabama State 72
November 10, 2021

NASHVILLE, Tenn. | Despite shooting 50 percent from the floor Wednesday night, Alabama State couldn't withstand a pair of runs by Vanderbilt falling to the Commodores 91-72 on Wednesday night.

Alabama State (0-2), playing their second road game in as many days, outshot the Commodores from the floor despite taking eight less shots on the night. The Hornets hit 50 (26-of-52) percent from the floor and 31.6 (6-of-19) percent from beyond the arc.

They also connected on 82.4 (14-of-17) percent from the free throw line, but it was the turnovers and a big first half run that put room between the two teams. Alabama State was forced into 24 turnovers and gave up a 10-0 run early in the first, scored all by Myles Stute to extend the Commodores lead to 22-12 with 10:31 remaining in the first half.

The Hornets battled back but Vanderbilt (1-0) pushed the lead to 15 at the break and Alabama State was unable to recover.

Trace Young (Owensboro, Ky.) led Alabama State with 11 points, while Jordan O'Neal (Mobile, Ala.) and Juan Reyna (San Antonio, Texas) added 10 in the loss. Isaiah Range (Cedar Hill, Texas) added nine off the bench, while Jayme Mitchell (Jackson, Miss.) and Christian McCray (Las Vegas, Nev.) added eight each.

Jordan Wright led Vanderbilt with 16 points, while Jamaire Mann recorded a double-double with 15 points and 10 rebounds. Scotty Pippen, Jr. added 15 and Stute 13 in the win. Vanderbilt finished the night shooting 45.3 (29-of-64) percent from the floor and 28.6 (8-of-28) percent from beyond the arc.

Official Results for the State - Final
Alabama St. & Vanderbilt
 11-2023 Men's Gymnastics, Nashville
 2023-2024 Season

Game Time: 11:00 AM
 Game Duration: 2:00
 Attendance: 1,430

Alabama St. - 72

Record: 0-2

Officials: Don Darty, KJB Barber, Chris Fowl

NC Name	F	D	SP	FP	FT	Rebouts	Fouls	TP	AS	TO	Blocks	PF	SA	1st	2nd	3rd	4th	5th	6th	7th	8th	9th	10th	11th	12th	13th	14th	15th	16th	17th	18th	19th	20th	21st	22nd	23rd	24th	25th	26th	27th	28th	29th	30th	31st	32nd	33rd	34th	35th	36th	37th	38th	39th	40th	41st	42nd	43rd	44th	45th	46th	47th	48th	49th	50th	51st	52nd	53rd	54th	55th	56th	57th	58th	59th	60th	61st	62nd	63rd	64th	65th	66th	67th	68th	69th	70th	71st	72nd	73rd	74th	75th	76th	77th	78th	79th	80th	81st	82nd	83rd	84th	85th	86th	87th	88th	89th	90th	91st	92nd	93rd	94th	95th	96th	97th	98th	99th	100th	101st	102nd	103rd	104th	105th	106th	107th	108th	109th	110th	111th	112th	113th	114th	115th	116th	117th	118th	119th	120th	121st	122nd	123rd	124th	125th	126th	127th	128th	129th	130th	131st	132nd	133rd	134th	135th	136th	137th	138th	139th	140th	141st	142nd	143rd	144th	145th	146th	147th	148th	149th	150th	151st	152nd	153rd	154th	155th	156th	157th	158th	159th	160th	161st	162nd	163rd	164th	165th	166th	167th	168th	169th	170th	171st	172nd	173rd	174th	175th	176th	177th	178th	179th	180th	181st	182nd	183rd	184th	185th	186th	187th	188th	189th	190th	191st	192
---------	---	---	----	----	----	---------	-------	----	----	----	--------	----	----	-----	-----	-----	-----	-----	-----	-----	-----	-----	------	------	------	------	------	------	------	------	------	------	------	------	------	------	------	------	------	------	------	------	------	------	------	------	------	------	------	------	------	------	------	------	------	------	------	------	------	------	------	------	------	------	------	------	------	------	------	------	------	------	------	------	------	------	------	------	------	------	------	------	------	------	------	------	------	------	------	------	------	------	------	------	------	------	------	------	------	------	------	------	------	------	------	------	------	------	------	------	------	------	-------	-------	-------	-------	-------	-------	-------	-------	-------	-------	-------	-------	-------	-------	-------	-------	-------	-------	-------	-------	-------	-------	-------	-------	-------	-------	-------	-------	-------	-------	-------	-------	-------	-------	-------	-------	-------	-------	-------	-------	-------	-------	-------	-------	-------	-------	-------	-------	-------	-------	-------	-------	-------	-------	-------	-------	-------	-------	-------	-------	-------	-------	-------	-------	-------	-------	-------	-------	-------	-------	-------	-------	-------	-------	-------	-------	-------	-------	-------	-------	-------	-------	-------	-------	-------	-------	-------	-------	-------	-------	-------	-------	-----

GAME RECAPS

GAME 4
Missouri State 78, Alabama State 60
November 13, 2021

SPRINGFIELD, Mo. | Gerald Liddell (Cibola, Texas) led four players in double figures for Alabama State as the Hornets dropped their third consecutive road game to open the season, falling to Missouri State 78-60 at JQH Arena on Saturday night.

Liddell finished the night 14 points on 6-of-13 shooting from the floor and picked up three steals, while Kenny Strawbridge (Rockford, Ill.) finished with 12 points on 5-of-10 shooting from the floor with a pair of blocked shots. Jordan O'Neal (Mobile, Ala.) chipped in with 11 points and a pair of blocked shots.

Juan Reyna (San Antonio, Texas) scored in double figures for the third consecutive game, adding 10 points with a pair of three-pointers for the Hornets who finished the night shooting 38.7 (24-of-62) percent from the floor. They also shot 21.1 (4-of-19) percent from beyond the arc and 66.7 (8-fo-12) percent from the free throw line.

Meanwhile, Isiah Mosley led Missouri State (1-1) with 31 points on 12-of-22 shooting from the floor, while Gaige Prim finished with a double-double scoring 11 points and grabbing 14 rebounds.

Missouri State shot 42.9 (27-of-63) percent from the floor and 26.7 (8-of-30) percent from beyond the arc, while also shooting 84.2 (16-of-19) percent from the free throw line.

Alabama St. - 60

Record: 0-3

NO. Name	Min	FG	3P	FT	Rebounds	Fouls	TP	AS	ST	Blocks	pts
0 Trace Young	2:22	0-4	1-2	0-0	3	3	1	1	2	0	2
2 Jordan O'Neal	2:22	5-9	0-0	1-2	1	3	4	1	1	1	12
5 Juan Reyna	3:51	4-9	2-3	0-0	5	2	2	1	1	1	10
20 Kenny Strawbridge	3:15	5-10	0-1	2-3	0	2	2	3	4	12	13
24 Isaiah Range	3:15	2-9	1-4	0-0	0	6	3	3	4	1	6
3 Gerald Liddell	30:13	6-13	0-2	2-3	1	2	3	4	3	14	15
10 Michael Barber	16:35	0-0	0-0	2-2	0	0	1	1	2	0	4
11 Jayme Mitchell	10:37	0-2	0-1	0-0	0	1	1	2	0	0	0
14 Christian McCray	06:32	1-2	0-1	0-1	1	0	1	0	2	0	2
15 Kenyon Stewart	05:03	1-4	1-2	0-0	1	1	0	1	2	0	3
Team					5	2	7	0	1		
Totals		24-62	4-19	6-12	9	24	34	22	12	45	8

Record: 1-1

Technical Fouls: NONE

Shooting By Period

1st FGM 16.0 51.6%

2nd FGM 15.0 45.5%

3rd FGM 14.0 41.3%

4th FGM 13.0 38.5%

5th FGM 12.0 35.7%

6th FGM 11.0 33.3%

7th FGM 10.0 30.3%

8th FGM 9.0 27.3%

9th FGM 8.0 24.4%

10th FGM 7.0 21.4%

11th FGM 6.0 18.2%

12th FGM 5.0 15.5%

13th FGM 4.0 12.7%

14th FGM 3.0 10.0%

15th FGM 2.0 7.7%

16th FGM 1.0 4.5%

17th FGM 0.0 0.0%

18th FGM 0.0 0.0%

19th FGM 0.0 0.0%

20th FGM 0.0 0.0%

21st FGM 0.0 0.0%

22nd FGM 0.0 0.0%

23rd FGM 0.0 0.0%

24th FGM 0.0 0.0%

25th FGM 0.0 0.0%

26th FGM 0.0 0.0%

27th FGM 0.0 0.0%

28th FGM 0.0 0.0%

29th FGM 0.0 0.0%

30th FGM 0.0 0.0%

31st FGM 0.0 0.0%

32nd FGM 0.0 0.0%

33rd FGM 0.0 0.0%

34th FGM 0.0 0.0%

35th FGM 0.0 0.0%

36th FGM 0.0 0.0%

37th FGM 0.0 0.0%

38th FGM 0.0 0.0%

39th FGM 0.0 0.0%

40th FGM 0.0 0.0%

41st FGM 0.0 0.0%

42nd FGM 0.0 0.0%

43rd FGM 0.0 0.0%

44th FGM 0.0 0.0%

45th FGM 0.0 0.0%

46th FGM 0.0 0.0%

47th FGM 0.0 0.0%

48th FGM 0.0 0.0%

49th FGM 0.0 0.0%

50th FGM 0.0 0.0%

Alabama St. - 76

Record: 0-3

NO. Name	Min	FG	3P	FT	Rebounds	Fouls	TP	AS	ST	Blocks	pts
0 Trace Young	2:22	0-4	1-2	0-0	3	3	1	1	2	0	2
2 Jordan O'Neal	2:22	5-9	0-0	1-2	1	3	4	1	1	1	12
5 Juan Reyna	3:51	4-9	2-3	0-0	5	2	2	1	1	1	10
20 Kenny Strawbridge	3:15	5-10	0-1	2-3	0	2	2	3	4	12	13
24 Isaiah Range	3:15	2-9	1-4	0-0	0	6	3	3	4	1	6
3 Gerald Liddell	30:13	6-13	0-2	2-3	1	2	3	4	3	14	15
10 Michael Barber	16:35	0-0	0-0	2-2	0	0	1	1	2	0	4
11 Jayme Mitchell	10:37	0-2	0-1	0-0	0	1	1	2	0	0	0
14 Christian McCray	06:32	1-2	0-1	0-1	1	0	1	0	2	0	2
15 Kenyon Stewart	05:03	1-4	1-2	0-0	1	1	0	1	2	0	3
Team					5	2	7	0	1		
Totals		24-62	4-19	6-12	9	24	34	22	12	45	8

Record: 1-1

Technical Fouls: NONE

Shooting By Period

1st FGM 16.0 51.6%

2nd FGM 15.0 45.5%

3rd FGM 14.0 41.3%

4th FGM 13.0 38.5%

5th FGM 12.0 35.7%

6th FGM 11.0 33.3%

7th FGM 10.0 30.3%

8th FGM 9.0 27.3%

9th FGM 8.0 24.4%

10th FGM 7.0 21.4%

11th FGM 6.0 18.2%

12th FGM 5.0 15.5%

13th FGM 4.0 12.7%

14th FGM 3.0 10.0%

15th FGM 2.0 7.7%

16th FGM 1.0 4.5%

17th FGM 0.0 0.0%

18th FGM 0.0 0.0%

19th FGM 0.0 0.0%

20th FGM 0.0 0.0%

21st FGM 0.0 0.0%

22nd FGM 0.0 0.0%

23rd FGM 0.0 0.0%

24th FGM 0.0 0.0%

25th FGM 0.0 0.0%

26th FGM 0.0 0.0%

27th FGM 0.0 0.0%

28th FGM 0.0 0.0%

29th FGM 0.0 0.0%

30th FGM 0.0 0.0%

31st FGM 0.0 0.0%

32nd FGM 0.0 0.0%

33rd FGM 0.0 0.0%

34th FGM 0.0 0.0%

35th FGM 0.0 0.0%

36th FGM 0.0 0.0%

37th FGM 0.0 0.0%

38th FGM 0.0 0.0%

39th FGM 0.0 0.0%

40th FGM 0.0 0.0%

41st FGM 0.0 0.0%

42nd FGM 0.0 0.0%

43rd FGM 0.0 0.0%

44th FGM 0.0 0.0%

45th FGM 0.0 0.0%

46th FGM 0.0 0.0%

47th FGM 0.0 0.0%

48th FGM 0.0 0.0%

49th FGM 0.0 0.0%

50th FGM 0.0 0.0%

Alabama St. - 88

Record: 0-3

NO. Name	Min	FG	3P	FT	Rebounds	Fouls	TP	AS	ST	Blocks	pts
0 Trace Young	2:22	0-4	1-2	0-0	3	3	1	1	2	0	2
2 Jordan O'Neal	2:22	5-9	0-0	1-2	1	3	4	1	1	1	12
5 Juan Reyna	3:51	4-9	2-3	0-0	5	2	2	1	1	1	10
20 Kenny Strawbridge	3:15	5-10	0-1	2-3	0	2	2	3	4	12	13
24 Isaiah Range	3:15	2-9	1-4	0-0	0	6	3	3	4	1	6
3 Gerald Liddell	30:13	6-13	0-2	2-3	1	2	3	4	3	14	15
10 Michael Barber	16:35	0-0	0-0	2-2	0	0	1	1	2	0	4
11 Jayme Mitchell	10:37	0-2	0-1	0-0	0	1	1	2	0	0	0
14 Christian McCray	06:32	1-2	0-1	0-1	1	0	1	0	2	0	2
15 Kenyon Stewart	05:03	1-4	1-2	0-0	1	1	0	1	2	0	3
Team					5	2	7	0	1		
Totals		24-62	4-19	6-12	9	24	34	22	12	45	8

Record: 1-1

Technical Fouls: NONE

Shooting By Period

1st FGM 16.0 51.6%

2nd FGM 15.0 45.5%

3rd FGM 14.0 41.3%

4th FGM 13.0 38.5%

5th FGM 12.0 35.7%

6th FGM 11.0 33.3%

7th FGM 10.0 30.3%

8th FGM 9.0 27.3%

9th FGM 8.0 24.4%

10th FGM 7.0 21.4%

11th FGM 6.0 18.2%

12th FGM 5.0 15.5%

13th FGM 4.0 12.7%

14th FGM 3.0 10.0%

15th FGM 2.0 7.7%

16th FGM 1.0 4.5%

17th FGM 0.0 0.0%

18th FGM 0.0 0.0%

19th FGM 0.0 0.0%

20th FGM 0.0 0.0%

21st FGM 0.0 0.0%

22nd FGM 0.0 0.0%

23rd FGM 0.0 0.0%

24th FGM 0.0 0.0%

25th FGM 0.0 0.0%

26th FGM 0.0 0.0%

27th FGM 0.0 0.0%

28th FGM 0.0 0.0%

29th FGM 0.0 0.0%

30th FGM 0.0 0.0%

31st FGM 0.0 0.0%

32nd FGM 0.0 0.0%

33rd FGM 0.0 0.0%

34th FGM 0.0 0.0%

35th FGM 0.0 0.0%

36th FGM 0.0 0.0%

37th FGM 0.0 0.0%

38th FGM 0.0 0.0%

39th FGM 0.0 0.0%

40th FGM 0.0 0.0%

41st FGM 0.0 0.0%

42nd FGM 0.0 0.0%

43rd FGM 0.0 0.0%

44th FGM 0.0 0.0%

45th FGM 0.0 0.0%

46th FGM 0.0 0.0%

47th FGM 0.0 0.0%

48th FGM 0.0 0.0%

49th FGM 0.0 0.0%

50th FGM 0.0 0.0%

Alabama St. - 90

Record: 0-3

NO. Name	Min	FG	3P	FT	Rebounds	Fouls	TP	AS	ST	Blocks	pts
0 Trace Young	2:22	0-4	1-2	0-0	3	3	1	1	2	0	2
2 Jordan O'Neal	2:22	5-9	0-0	1-2	1	3	4	1	1	1	12
5 Juan Reyna	3:51	4-9	2-3	0-0	5	2	2	1	1	1	10
20 Kenny Strawbridge	3:15	5-10	0-1	2-3	0	2	2	3	4	12	13
24 Isaiah Range	3:15	2-9	1-4	0-0	0	6	3	3	4	1	6
3 Gerald Liddell	30:13	6-13	0-2	2-3	1	2	3	4	3	14	15
10 Michael Barber	16:35	0-0	0-0	2-2	0	0	1	1	2	0	4
11 Jayme Mitchell	10:37	0-2	0-1	0-0	0	1	1	2	0	0	0
14 Christian McCray	06:32	1-2	0-1	0-1	1	0	1	0	2	0	2
15 Kenyon Stewart	05:03	1-4	1-2	0-0	1	1	0	1	2	0	3
Team					5	2	7	0	1		
Totals		24-62	4-19	6-12	9	24	34	22	12	45	8

Record: 1-1

Technical Fouls: NONE

Shooting By Period

1st FGM 16.0 51.6%

2nd FGM 15.0 45.5%

3rd FGM 14.0 41.3%

4th FGM 13.0 38.5%

5th FGM 12.0 35.7%

6th FGM 11.0 33.3%

7th FGM 10.0 30.3%

8th FGM 9.0 27.3%

9th FGM 8.0 24.4%

10th FGM 7.0 21.4%

11th FGM 6.0 18.2%

12th FGM 5.0 15.5%

13th FGM 4.0 12.7%

14th FGM 3.0 10.0%

15th FGM 2.0 7.7%

16th FGM 1.0 4.5%

17th FGM 0.0 0.0%

18th FGM

GAME RECAPS

GAME 13
16/17 Texas 68, Alabama State 48
December 22, 2021

AUSTIN, Texas | Alabama State went ahead early on the road against No. 16/17 Texas at the Frank C. Erwin Center, before the Longhorns were able to pull away in the second half for a 68-48 victory on Wednesday afternoon.

Gerald Liddell (Cibolo, Texas) led Alabama State (1-10) with 16 points on 5-of-12 shooting from the floor, in a game that was picked up on Sunday following the postponement of games for both Texas and the Hornets. Alabama State also played without head coach Mo Williams who was out for the game awaiting the birth of his child.

Juan Reyna (San Antonio, Texas) added 10 points in the loss, connecting on four of his nine shot opportunities for Alabama State who finished the day shooting 36.7 (18-of-49) percent from the floor and 33.3 (5-of-15) percent from beyond the arc. They also shot 63.6 (7-of-11) percent from the free throw line.

Meanwhile, Dylan Disu led Texas with 14 points off the bench, pacing four players in double figures including Marcus Carr with 13. Andrew Jones added 12 and Timmy Allen 10 for the Longhorns who finished the game shooting 42.1 (24-of-57) percent from the floor and just 29.2 (7-of-24) percent from beyond the arc. They also shot 92.9 (13-of-14) percent from the free throw line.

The Hornets got on the board first on a Liddell jumper just 20 seconds into the game in a homecoming of sorts for the junior who started his career at Texas. They continued to build on the lead, taking an early 8-2 and building that lead to 18-9 with 10:36 to play in the half. The Hornets held the lead behind seven straight points from Trace Young (Owensboro, Ky.) over a span of four minutes.

Official Basketball Box Score - Final												Game Time: 1:00 PM															
Alabama St. at Texas												Game Duration: 1:30															
12/22/21 Frank C. Erwin Center, Austin, TX												Attendance: 1,122															
Officiate: Rop Koning, Josh Williams, Brent Smith																											
Alabama St. - 48																											
Report: 2-10																											
NO. Name	Min	FG	SP	FT	Rebounds	Fouls	TP	AS	TO	ST	Blocks	PTS	±	Shooting By Period													
21 Gerald Liddell	27:34	5-12	7-12	5-7	1	2	4	16	2	1	1	2	-7	1st	FG	SP	FT	Rebounds	Fouls	TP	AS	TO	ST	Blocks	PTS	±	
1 DJ Jackson	0:00	0-0	0-0	1-1	3	4	2	1	0	2	0	1	0	2nd	FG	SP	FT	Rebounds	Fouls	TP	AS	TO	ST	Blocks	PTS	±	
3 Juan Reyna	0:30	4-9	2-3	0-0	0	2	1	0	10	2	1	0	0	3rd	FG	SP	FT	Rebounds	Fouls	TP	AS	TO	ST	Blocks	PTS	±	
11 Jaymes Mitchell	0:17	1-1	0-0	1-1	0	1	2	2	0	0	0	1	0	4th	FG	SP	FT	Rebounds	Fouls	TP	AS	TO	ST	Blocks	PTS	±	
20 Kenny Strawbridge	0:30	1-7	1-3	1-2	1	0	1	1	0	0	0	2	17	5th	FG	SP	FT	Rebounds	Fouls	TP	AS	TO	ST	Blocks	PTS	±	
8 Trace Young	25:59	3-7	1-5	0-0	0	6	6	4	3	7	1	8	2	6th	FG	SP	FT	Rebounds	Fouls	TP	AS	TO	ST	Blocks	PTS	±	
24 Isaiah Range	19:27	2-3	0-0	0-0	1	2	1	4	0	1	0	1	1	7th	FG	SP	FT	Rebounds	Fouls	TP	AS	TO	ST	Blocks	PTS	±	
2 Jordan Onchal	17:50	1-0	0-0	1-1	2	1	2	0	0	0	0	1	0	8th	FG	SP	FT	Rebounds	Fouls	TP	AS	TO	ST	Blocks	PTS	±	
4 E.J. Clark	07:14	1-3	0-0	0-0	0	0	2	1	2	1	0	1	2	9th	FG	SP	FT	Rebounds	Fouls	TP	AS	TO	ST	Blocks	PTS	±	
Team					2	1	3	0	0	0	0	0	0	10th	FG	SP	FT	Rebounds	Fouls	TP	AS	TO	ST	Blocks	PTS	±	
Totals														Technical Fouls: NONE													
18:45												15-45	12-11	7-21	25	17	13	48	5	20	8	3	7	20			
Texas - 58																											
Report: 2-10																											
NO. Name	Min	FG	SP	FT	Rebounds	Fouls	TP	AS	TO	ST	Blocks	PTS	±	Shooting By Period													
0 Jimmy Allen	8:56	3-6	1-4	3-4	7	1	5	12	2	2	2	0	18	1st	FG	SP	FT	Rebounds	Fouls	TP	AS	TO	ST	Blocks	PTS	±	
10 Andrew Jones	18:26	2-4	1-1	2-2	1	2	1	3	3	0	1	0	9	2nd	FG	SP	FT	Rebounds	Fouls	TP	AS	TO	ST	Blocks	PTS	±	
3 Andrew Jones	30:10	4-10	6-8	4-4	4	1	2	12	2	0	0	0	13	3rd	FG	SP	FT	Rebounds	Fouls	TP	AS	TO	ST	Blocks	PTS	±	
0 Marcus Carr	03:47	4-5	3-5	2-2	1	2	0	4	1	0	0	1	16	4th	FG	SP	FT	Rebounds	Fouls	TP	AS	TO	ST	Blocks	PTS	±	
5 Devin Adams	04:14	0-0	0-0	0-0	1	1	2	1	0	0	0	1	0	5th	FG	SP	FT	Rebounds	Fouls	TP	AS	TO	ST	Blocks	PTS	±	
4 Courtney Ramsey	03:36	0-0	0-0	0-0	0	0	0	0	0	0	0	0	0	6th	FG	SP	FT	Rebounds	Fouls	TP	AS	TO	ST	Blocks	PTS	±	
13 Jesse Feltner	20:01	2-7	2-6	0-0	1	1	2	2	0	0	0	0	4	7th	FG	SP	FT	Rebounds	Fouls	TP	AS	TO	ST	Blocks	PTS	±	
32 Christopher Babb	17:07	1-2	0-0	0-0	4	3	7	2	2	0	0	0	1	12	8th	FG	SP	FT	Rebounds	Fouls	TP	AS	TO	ST	Blocks	PTS	±
4 Dylan Olson	17:28	0-0	0-0	0-0	2	2	3	4	1	2	4	1	0	13	9th	FG	SP	FT	Rebounds	Fouls	TP	AS	TO	ST	Blocks	PTS	±
30 Brock Cunningham	10:23	1-1	0-0	0-0	0	1	0	1	0	0	0	0	2	10th	FG	SP	FT	Rebounds	Fouls	TP	AS	TO	ST	Blocks	PTS	±	
2 Tyshon Allen	07:00	1-2	0-1	0-0	0	0	0	1	2	0	0	0	0	7	Technical Fouls: NONE												
20 Jaylon Tyson	01:27	0-0	0-0	0-0	0	0	0	0	0	0	0	0	0	11th	FG	SP	FT	Rebounds	Fouls	TP	AS	TO	ST	Blocks	PTS	±	
31 Avery Barton	01:27	0-0	0-0	0-0	1	1	0	0	0	0	0	0	0	12th	FG	SP	FT	Rebounds	Fouls	TP	AS	TO	ST	Blocks	PTS	±	
Totals														Technical Fouls: NONE													
24:57												7-24	13-14	13	24	37	13	17	88	13	12	10	7	3	58		
Alabama St. - 48												Texas - 58															
Report: 2-10																											
Biggest Lead												12 (1st 7:36) 21 (10th 13:45)															
Best Shooting Run												11 (1st 13:11) 10 (10th 13:45)															
Best Defense												2 (1st 13:11) 1 (10th 13:45)															
Times Tied												2															
Times With Lead												16:59 21:05															
Bench												15 26															
Texas												29 30 68															
Alabama St. - 48												Texas - 58															
Report: 2-10																											
Biggest Lead												12 (1st 7:36) 21 (10th 13:45)															
Best Shooting Run												11 (1st 13:11) 10 (10th 13:45)															
Best Defense												2 (1st 13:11) 1 (10th 13:45)															
Times Tied												2															
Times With Lead												16:59 21:05															
Bench												15 26															
Texas												29 30 68															
Alabama St. - 48												Texas - 58															
Report: 2-10																											
Biggest Lead												12 (1st 7:36) 21 (10th 13:45)															
Best Shooting Run												11 (1st 13:11) 10 (10th 13:45)															
Best Defense												2 (1st 13:11) 1 (10th 13:45)															
Times Tied												2															
Times With Lead												16:59 21:05															
Bench												15 26															
Texas												29 30 68															
Alabama St. - 48												Texas - 58															
Report: 2-10																											
Biggest Lead												12 (1st 7:36) 21 (10th 13:45)															
Best Shooting Run												11 (1st 13:11) 10 (10th 13:45)															
Best Defense												2 (1st 13:11) 1 (10th 13:45)															
Times Tied												2															
Times With Lead												16:59 21:05															
Bench												15 26															
Texas												29 30 68															
Alabama St. - 48												Texas - 58															
Report: 2-10																											
Biggest Lead												12 (1st 7:36) 21 (10th 13:45)															
Best Shooting Run												11 (1st 13:11) 10 (10th 13:45)															
Best Defense												2 (1st 13:11) 1 (10th 13:45)															
Times Tied												2															
Times With Lead												16:59 21:05															
Bench												15 26															
Texas												29 30 68															
Alabama St. - 48												Texas - 58															
Report: 2-10																											
Biggest Lead												12 (1st 7:36) 21 (10th 13:45)															
Best Shooting Run												11 (1st 13:11) 10 (10th 13:45)															
Best Defense												2 (1st 13:11) 1 (10th 13:45)															
Times Tied												2															
Times With Lead												16:59 21:05															
Bench												15 26															
Texas												29 30 68															
Alabama St. - 48												Texas - 58															
Report: 2-10																											
Biggest Lead												12 (1st 7:36) 21 (10th 13:45)															
Best Shooting Run												11 (1st 13:11) 10 (10th 13:45)															
Best Defense												2 (1st 13:11) 1 (10th 13:45)															
Times Tied												2															
Times With Lead												16:59 21:05															
Bench												15 26															
Texas												29 30 68															
Alabama St. - 48												Texas - 58															
Report: 2-10																											
Biggest Lead												12 (1st 7:36) 21 (10th 13:45)															
Best Shooting Run												11 (1st 13:11) 10 (10th 13:45)															
Best Defense												2 (1st 13:11) 1 (10th 13:45)															
Times Tied												2															
Times With Lead												16:59 21:05															
Bench												15 26															
Texas												29 30 68															
Alabama St. - 48												Texas - 58															
Report: 2-10																											
Biggest Lead												12 (1st 7:36) 21 (10th 13:45)															
Best Shooting Run												11 (1st 13:11) 10 (10th 13:45)															
Best Defense												2 (1st 13:11) 1 (10th 13:45)															
Times Tied												2															
Times With Lead												16:59 21:05															
Bench												15 26															
Texas												29 30 68															
Alabama St. - 48												Texas - 58															
Report: 2-10																											
Biggest Lead												12 (1st 7:36) 21 (10th 13:45)															
Best Shooting Run												11 (1st 13:11) 10 (10th 13:45)															
Best Defense												2 (1st 13:11) 1 (10th 13:45)															
Times Tied												2															
Times With Lead												16:59 21:05															
Bench												15 26															
Texas												29 30 68															
Alabama St. - 48												Texas - 58															
Report: 2-10																											
Biggest Lead												12 (1st 7:36) 21 (10th 13:45)															
Best Shooting Run												11 (1st 13:11) 10 (10th 13:45)															
Best Defense												2 (1st 13:11) 1 (10th 13:45)															
Times Tied												2															
Times With Lead												16:59 21:05															
Bench												15 26															
Texas												29 30 68															
Alabama St. - 48												Texas - 58															
Report: 2-10																											
Biggest Lead												12 (1st 7:36) 21 (10th 13:45)															
Best Shooting Run												11 (1st 13:11) 10 (10th 13:45)															
Best Defense												2 (1st 13:11) 1 (10th 13:45)															
Times Tied												2															
Times With Lead												16:59 21:05															
Bench												15 26															
Texas												29 30 68															
Alabama St. - 48												Texas - 58															
Report: 2-10																											
Biggest Lead												12 (1st 7:36) 21 (10th 13:45)															
Best Shooting Run												11 (1st 13:11) 10 (10th 13:45)															
Best Defense												2 (1st 13:11) 1 (10th 13:45)															
Times Tied												2															
Times With Lead												16:59 21:05															
Bench												15 26															
Texas												29 30 68															
Alabama St. - 48												Texas - 58															
Report: 2-10																											
Biggest Lead												12 (1st 7:36) 21 (10th 13:45)															
Best Shooting Run												11 (1st 13:11) 10 (10th 13:45)															
Best Defense												2 (1st 13:11) 1 (10th 13:45)															
Times Tied												2															
Times With Lead												16:59 21:05															
Bench												15 26															
Texas												29 30 68															
Alabama St. - 48												Texas - 58															
Report: 2-10																											
Biggest Lead												12 (1st 7:36) 21 (10th 13:45)															
Best Shooting Run												11 (1st 13:11) 10 (10th 13:45)															
Best Defense												2 (1st 13:11) 1 (10th 13:45)															
Times Tied												2															
Times With Lead												16:59 21:05															
Bench												15 26															
Texas												29 30 68															
Alabama St. - 48												Texas - 58															
Report: 2-10																											
Biggest Lead												12 (1st 7:36) 21 (10th 13:45)															
Best Shooting Run												11 (1st 13:11) 10 (10th 13:45)															
Best Defense												2 (1st 13:11) 1 (10th 13:45)															
Times Tied												2															
Times With Lead												16:59 21:05															
Bench												15 26															
Texas												29 30 68															
Alabama St. - 48												Texas - 58															
Report: 2-10																											
Biggest Lead												12 (1st 7:36) 21 (10th 13:45)															
Best Shooting Run												11 (1st 13:11) 10 (10th 13:45)															
Best Defense												2 (1st 13:11) 1 (10th 13:45)															
Times Tied												2															
Times With Lead												16:59 21:05															
Bench												15 26															
Texas												29 30 68															
Alabama St. - 48												Texas - 58															
Report: 2-10																											
Biggest Lead												12 (1st 7:36) 21 (10th 13:45)															
Best Shooting Run												11 (1st 13:11) 10 (10th 13:45)															
Best Defense												2 (1st 13:11) 1 (10th 13:45)															
Times Tied												2															
Times With Lead												16:59 21:05															
Bench												15 26															
Texas												29 30 68															
Alabama St. - 48												Texas - 58															
Report: 2-10																											
Biggest Lead												12 (1st 7:36) 21 (10th 13:45)															
Best Shooting Run												11 (1st 13:11) 10 (10th 13:45)															
Best Defense												2 (1st 13:11) 1 (10th 13:45)															
Times Tied												2															
Times With Lead												16:59 21:05															
Bench												15 26															
Texas												29 30 68															
Alabama St. - 48												Texas - 58															
Report: 2-10																											
Biggest Lead												12 (1st 7:36) 21 (10th 13:45)															
Best Shooting Run												11 (1st 13:11) 10 (10th 13:45)															
Best Defense												2 (1st 13:11) 1 (10th 13:45)															
Times Tied												2															
Times With Lead												16:59 21:05															
Bench												15 26															
Texas												29 30 68															
Alabama St. - 48												Texas - 58															
Report: 2-10																											
Biggest Lead												12 (1st 7:36) 21 (10th 13:45)															
Best Shooting Run												11 (1st 13:11) 10 (10th 13:45)															
Best Defense												2 (1st 13:11) 1 (10th 13:45)															
Times Tied												2															
Times With Lead												16:59 21:05															
Bench												15 26															
Texas												29 30 68															
Alabama St. - 48												Texas - 58															
Report: 2-10																											
Biggest Lead												12 (1st 7:36) 21 (10th 13:45)															
Best Shooting Run												11 (1st 13:11) 10 (10th 13:45)															
Best Defense												2 (1st 13:11) 1 (10th 13:45)															
Times Tied												2															
Times With Lead												16:59 21:05															
Bench												15 26															
Texas												29 30 68															
Alabama St. - 48												Texas - 58															
Report: 2-10																											
Biggest Lead												12 (1st 7:36) 21 (10th 13:45)															
Best Shooting Run												11 (1st 1															

GAME RECAPS

GAME 16
UAPB 70, Alabama State 68
January 5, 2022

PINE BLUFF, Ark. | Alabama State came up short on the road in Southwestern Athletic Conference (SWAC) play, falling to UAPB at the buzzer 70-68 at H.O. Clemmons Arena on Wednesday night.

The Hornets trailed by five with 1:37 to play following a lay-up before E.J. Clark (Dallas, Texas) knocked down a three-pointer with 50 seconds to play pulling Alabama State to within two at 70-68. Following a timeout called by Alabama State (2-12, 1-1 SWAC), Clark forced a turnover and came away with the steal with 29 seconds to play.

Alabama State held the ball for the final shot and got a good look from Isaiah Range (Cedar Hill, Texas) that bounced off the rim before Kenny Strawbridge (Rockford, Ill.) gathered the offensive rebound and went up for a contested lay-up. That rebound found its way to Jordan O'Neal (Mobile, Ala.) who had the put back roll off the rim as time expired.

O'Neal led Alabama State with a double-double, finishing with 12 points and 10 rebounds, while Clark finished with 12 points on four three-pointers. Jayme Mitchell (Jackson, Miss.) came off the bench to add 11 points, while DJ Jackson (San Bernardino, Calif.) added 11 points and a pair of assists.

Alabama State finished the night shooting 49.1 (27-of-55) percent from the floor and 36.8 (7-of-19) percent from beyond the arc. They also shot 50.0 (7-of-14) percent from the free throw line, while grabbing 33 rebounds and forcing 10 turnovers.

Shawn Williams led four players in double figures for UAPB (3-12, 1-1 SWAC) with 22 points.

GAME 17
Alabama State 72, Jackson State 57
January 8, 2022

MONTGOMERY, Ala. | After a sluggish first half for both teams, Alabama State settled in during the second half and pulled away from Jackson State for a 72-57 Southwestern Athletic Conference (SWAC) victory at the Dunn-Oliver Acadome on Saturday night.

Alabama State (3-12, 2-1 SWAC) and Jackson State combined for just 43 points in the first half before the Hornets pulled away in the second half by shooting 47.8 percent. They were able to score 50 total points in the second half, seven more than the two combined in the first half. The Hornets used an 8-0 run that ended at the 14:06 mark to build the insurmountable lead.

Kenny Strawbridge (Rockford, Ill.) finished the night with 17 points and five rebounds to lead Alabama State while also recording a pair of steals. DJ Jackson (San Bernardino, Calif.) added 13 points, five rebounds, three assists and just one turnover from the point for his third consecutive game in double figures, while Isaiah Range added 10 in the win.

Alabama State finished the night shooting 44.4 (20-of-45) percent from the floor, and 25 (2-of-8) percent from beyond the arc, while also shooting 83.3 (30-of-36) percent from the free throw line. They also grabbed 30 rebounds and turned the ball over just 11 times.

Jackson State (2-11, 0-2 SWAC) was led by Chance Moore with 21 points, while Jayveous McKinnis added 14 points and eight rebounds for the Tigers who were held to just 9.5 (2-of-21) percent shooting from beyond the arc.

GAME 18
Alcorn State 70, Alabama State 60
January 10, 2022

MONTGOMERY, Ala. | Alabama State fell to Alcorn State 70-60 in Southwestern Athletic Conference (SWAC) play at the Dunn-Oliver Acadome on Monday night.

After a sluggish first half, Alabama State (3-13, 2-2 SWAC) bounced back with a 39-point second half after shooting 43.3 (13-of-30) percent from the floor, but it wasn't enough as Alcorn State (4-11, 3-0 SWAC) shot 63.6 (14-of-22) percent from the floor on just 22 shots from the floor.

Gerald Liddell (Cibolo, Texas) led four players in double figures with 13 points and eight rebounds, while Juan Reyna (San Antonio, Texas) added 11 off the bench with three three-pointers. Jordan O'Neal (Mobile, Ala.) and E.J. Clark (Dallas, Texas) each added 10 for the Hornets who finished the night shooting 33.9 (19-of-56) percent from the floor and 37.5 (6-of-16) percent from beyond the arc.

Paul King led Alcorn State with 15 points.

Official Basketball Box Score - Final															Game Time: 12:30 PM			
Alabama St. at Ark-Pine Bluff															Game Duration: 1:17			
Ark-Pine Bluff - 68															Attendance: 160			
Ark-Pine Bluff - 68															Officials: Chris Smith, Lucie Satter, Nathan Davis			
Alabama St. - 58															Record: 3-12 (1-1)			
NO.	Name	Min	pts	fg	3pt	ft	Rebounds	Assists	Steals	Blocks	TO	ST	Blocks	pts	fg	3pt	ft	
1	Jordan O'Neal	34:27	18	6	1	10	5	10	0	0	2	5	0	1	1	3	11	45.0%
2	D.J. Jackson	30:47	9	5	1	4	6	1	1	2	2	0	1	0	0	0	0	22.5%
3	E.J. Clark	27:10	4	4	0	0	0	0	0	0	1	1	0	2	3	0	0	0.0%
4	Kenny Strawbridge	32:50	9	3	0	0	2	6	3	0	0	0	0	0	0	0	0	0.0%
5	Isaiah Range	30:55	4	1	0	0	0	0	0	0	0	0	0	0	0	0	0	0.0%
6	Michael Barber	17:35	2	0	0	0	2	5	0	0	1	0	0	0	0	0	0	0.0%
7	Jayme Mitchell	14:25	5	1	0	0	0	0	0	0	0	0	0	0	0	0	0	0.0%
8	Anthony McCalland	17:35	1	0	0	0	0	0	0	0	0	0	0	0	0	0	0	0.0%
Team																		
Totals		27:55	77	19	14	12	21	33	14	11	16	14	15	8	6	2	2	50.0%
Technical Fouls: NONE																		
Ark-Pine Bluff - 70																		
NO.	Name	Min	pts	fg	3pt	ft	Rebounds	Assists	Steals	Blocks	TO	ST	Blocks	pts	fg	3pt	ft	
1	Tray Sampson	31:20	24	9	1	0	0	0	0	2	3	2	3	0	1	0	1	0
2	Kylen Milton	31:59	8	3	0	3	0	3	0	0	1	2	1	3	0	0	0	0
3	Dequan Morris	30:07	37	5	0	0	4	5	7	4	0	0	0	2	2	0	4	0.0%
4	Braden Harris	30:52	4	3	0	0	2	2	0	0	1	1	2	2	0	0	0	0
5	Shawn Williams	30:23	6	3	0	0	0	0	0	0	0	0	0	0	0	0	0	0
6	Taravon Doolittle	25:51	0	0	0	0	1	2	0	0	1	0	1	2	0	0	0	0
7	Keshon Williams	27:11	2	0	0	0	2	7	0	0	1	1	0	0	0	0	0	0
8	Gabriel Vargas	12:51	0	0	0	0	1	2	1	0	0	0	0	0	0	0	0	0
Team																		
Totals		22:54	56	18	0	10	12	21	11	14	10	14	15	13	2	2	2	50.0%
Technical Fouls: NONE																		
ASU		UAPB		Points from ASU		Points by UAPB		1st		2nd		TOT						
Missed Lay		10		16		12		24		24		24		ASU		36		
Base Scoring Run		9		16		14		24		24		24		ASU		36		
Lead Changes		8		12		12		24		24		24		ASU		36		
Time out		7		12		12		24		24		24		ASU		36		
Time with lead		11:01		07:03		17		24		24		24		ASU		36		
Bench		7		12		12		24		24		24		ASU		36		
LIVESTATS																		

NATIONAL RANKINGS

Associated Press

Team	Record	Pts
1 Auburn (49)	20-1	1,508 1
2 Gonzaga (12)	17-2	1,475 2
3 UCLA	16-2	1,338 7
4 Purdue	18-3	1,282 6
5 Kentucky	17-4	1,195 12
6 Houston	18-2	1,164 7
7 Arizona	17-2	1,159 3
8 Baylor	18-3	1,141 4
9 Duke	17-3	1,107 9
10 Kansas	17-3	1,014 5
11 Wisconsin	17-3	938 11
12 Villanova	16-5	807 14
13 Michigan State	16-4	751 10
14 Texas Tech	16-5	741 13
15 Providence	18-2	709 17
16 Ohio State	13-5	548 16
17 UConn	15-4	483 20
18 Illinois	15-5	445 24
19 Southern California	18-3	337 15
20 Iowa State	16-5	324 23
21 Xavier	15-5	255 21
22 Tennessee	14-6	234 18
23 Texas	16-5	203 NR
24 Marquette	15-7	188 22
25 LSU	16-5	180 19

RECEIVING VOTES: Alabama 97, Murray State 42, Saint Mary's 32, Boise State 32, Miami (FL) 29, Indiana 22, Davidson 10, Arkansas 7, Iowa 6, Iona 6, TCU 4, Notre Dame 4, Loyola Chicago 4, Colorado State 3, Toledo 1

Ferris Mowers Coaches Poll

Team	Record	Pts
1 Gonzaga	17-2	784
Auburn	20-1	784
3 Purdue	18-3	691
4 UCLA	16-2	647
5 Arizona	17-2	618
6 Duke	17-3	604
7 Kentucky	17-4	595
8 Baylor	18-3	584
9 Houston	18-2	567
10 Kansas	17-3	511
11 Wisconsin	17-3	478
12 Villanova	16-5	461
13 Michigan St	16-4	405
14 Texas Tech	16-5	386
15 Providence	18-2	384
16 Ohio St.	13-5	296
17 Connecticut	15-4	260
18 Illinois	15-5	256
19 Southern California	18-3	199
20 Tennessee	14-6	147
21 Texas	16-5	134
22 Iowa State	16-5	129
23 Xavier	15-5	113
24 Marquette	15-7	80
25 Louisiana State	16-5	78

RECEIVING VOTES: Alabama 39, Boise St. 27, Saint Mary's 22, Colorado St. 22, Miami-Florida 19, Indiana 16, Texas Christian 10, Murray St. 9, Wake Forest 8, Davidson 8, Iowa 7, Florida State 7, Seton Hall 5, Notre Dame 3, Arkansas 3, Wyoming 1, Toledo 1, Oregon 1, Oklahoma 1.

College Insiders Mid-Major Poll

Team	Record	Pts
1 Gonzaga	17-2	775
2 Iona	18-3	706
3 Murray State	20-2	696
4 Saint Mary's	17-4	667
5 Chattanooga	18-4	606
6 Loyola Chicago	16-4	570
7 South Dakota State	19-4	554
8 Toledo	17-4	524
9 Ohio	16-3	513
10 BYU	17-6	496
11 Vermont	15-4	436
12 Oakland	16-5	433
13 New Mexico State	17-3	382
14 San Francisco	17-5	340
15 Drake	16-6	300
16 Wagner	14-2	289
17 Missouri State	16-7	287
18 Cleveland State	14-5	245
19 Belmont	17-5	177
20 Weber State	16-5	137
21 Jacksonville State	15-6	112
22 UNCW	14-5	96
23 Princeton	15-4	92
24 Morehead State	16-6	91
25 Norfolk State	15-4	71

RECEIVING VOTES: Liberty 67, Furman 63, Seattle 52, Longwood 47, Santa Clara 24, Towson 23, Grand Canyon 18, Utah Valley 17, Montana State 16, Appalachian State 15, Monmouth 14, Arkansas State 10, Northern Iowa 10, Bradley 9, Wofford 9, Akron 8, Hawaii 8, Buffalo 7, James Madison 6, Oral Roberts 5, Hofstra 4, UC Irvine 4, Stony Brook 3, Jacksonville 2, Bryant 1, South Alabama 1, Southern Utah 1, Wright State 1.

THE WEEK AHEAD

Monday	Tuesday	Wednesday	Thursday	Friday	Saturday	Sunday
at Southern 7:30 pm	OFF DAY	Practice 4 pm - 6 pm	Practice 1 pm - 3 pm	Practice 1 pm - 3 pm	vs. UAPB 4:30 pm	Practice TBA
POST GAME	by request only	by request only	by request only	by request only	POST GAME	by request only
7	8	9	10	11	12	13

POSTGAME INTERVIEWS

Head coach Mo Williams and selected student-athletes will be available to the media via Zoom following all home games, and selected road games upon request. Any requests for additional coaches or student-athletes not selected may be made to Travis Jarome (tjarome@alasu.edu) any point during or immediately after the game.

GAME NOTES

Game notes for all games are available on the men's basketball page on the official athletics website at BamaStatesports.com.

CREDENTIALS

Credentials for covering Alabama State's 2021-22 men's basketball can be obtained by following the credential requests guidelines on BamaStateSports.com. If you have any questions, you can email Director of Athletic Strategic Communications, Travis Jarome at tjarome@alasu.edu.

DISTRIBUTION LIST

To be added to the Alabama State Athletics media distribution list, email your media outlet and email addresses to Director of Athletic Strategic Communications, Travis Jarome at tjarome@alasu.edu. All outlets on the distribution list will receive PDFs of the box score and play by play, as well as notes and quotes following each game.

RADIO / TELEVISION ROSTER



0 • TRACE YOUNG
F • 6-8 • 83 • Jr. - JC
Owensboro, Kentucky



1 • DJ JACKSON
G • 6-1 • 165 • Fr. - 1L
San Bernardino, California



2 • JORDAN O'NEAL
F • 6-7 • 197 • So. - 1L
Mobile, Alabama



3 • GERALD LIDDELL
F • 6-8 • 203 • Jr. - TR
Cibola, Texas



4 • E.J. CLARK
G • 5-11 • 165 • Jr. - 1L
Dallas, Texas



5 • JUAN REYNA
G • 6-2 • 182 • Fr. - HS
San Antonio, Texas



10 • MICHAEL BARBER
F • 6-8 • 212 • So. - JC
Jackson, Mississippi



11 • JAYME MITCHELL
G • 6-5 • 187 • Fr. - HS
Jackson, Mississippi



12 • MALIK SMILEY
G • 6-4 • 165 • R-Fr. - 1L
Birmingham, Alabama



13 • KAREEM CLARK
G • 6-3 • 191 • Jr. - JC
Sacramento, California



15 • KEVON STEWART
G • 6-3 • 183 • Sr. - 2L
Memphis, Tennessee




20 • KENNY STRAWBRIDGE
G • 6-6 • 202 • R-So. - 1L
Rockford, Illinois



21 • CHRISTIAN MCCRAY
G • 6-6 • 171 • Jr. - TR
Las Vegas, Nevada



22 • DARRELL REED
F • 6-8 • 211 • Fr. - HS
Hammond, Indiana



23 • ASHTON MCCLELLAND
G • 6-0 • 153 • R-So. - TR
Houston, Texas



40 • ISAAH RANGE
G • 6-3 • 215 • So. - TR
Cedar Hill, Texas



MO WILLIAMS
Head Coach
Second Season



TREY JOHNSON
Associate Head Coach
Second Season



TYRONE LEVETT
Assistant Coach
Fourth Season



KEITH WILLIAMS
Assistant Coach
Second Season