



# ALABAMA STATE BASKETBALL

## 2001, 2004, 2009, 2011 SWAC CHAMPIONS | 7 NCAA POSTSEASONS



GAME 27

NR/NR ALABAMA STATE (6-20, 5-9 SWAC) vs. NR/NR BETHUNE-COOKMAN (7-19, 5-9 SWAC)

February 21, 2022 /// 9 pm (ET) /// Watch: ESPN

Daytona Beach, Fla. /// Moore Gymnasium (3,000) /// Social Media: @BamaStateMBB | @BamaStateSports /// #SWARMAS1

### MEDIA INFORMATION

Television: ESPN

Talent (pxp): Chuckie Kempf

Talent (analyst): King McClure

MBB Social Media: @BamaStateMBB | #STATEofMind

Athletics Social Media: @BamaStateSports | #STATEofMind

All-Time Series: Alabama State 10-7

Montgomery: Alabama State leads 2-0

Daytona Beach: Alabama State leads 2-0

Neutral Site: Alabama State leads 1-0

Unknown Site (prior to '80): B-CU leads 7-5

Mo Williams' era: 1-0

Last meeting: def. B-CU, 79-73 (1/29/22) - Mobile

### 2021-22 SCHEDULE & RESULTS

DATE	ASU	OPP	OPPONENT	TV	TIME
N4	-	-	MOBILE^		W, 72-47
N9	-	-	at WKU	ESPN3	L, 74-79
N10	-	-	at Vanderbilt	SECN+	L, 72-91
N13	-	-	at Missouri State	ESPN3	L, 60-78
N16	-	-	at Iowa State	ESPN3	L, 60-68
N18	-	RV/RV	at Iowa	B10N	L, 82-108
N20	-	-	NC CENTRAL		W, 80-74
N22	-	-	TUSKEGEE^		W, 91-65
N28	-	-	NORTH ALABAMA		L, 69-81
D1	-	-	at Dayton	ESPN+	L, 54-93
D8	-	-	SAMFORD		L, 64-74
D11	-	-	at Pepperdine	WCC	L, 62-79
D15	-	4/3	at UCLA	Pac12	ppd-COVID
D21	-	-	at Memphis	ESPN+	ppd-COVID
D22	-	17/16	at Texas	ESPN+	L, 48-68
D28	-	25/25	at Texas Tech	ESPN+	L, 53-75
J3	-	-	at MVSU*		W, 84-75
J5	-	-	at UAPB*		L, 68-70
J8	-	-	JACKSON STATE*		W, 72-57
J10	-	-	ALCORN STATE*		L, 60-70
J15	-	-	ALABAMA A&M*		W, 59-55
J22	-	-	at PVAMU*		L, 67-70
J24	-	-	at Texas Southern*		L, 66-73
J29	-	-	vs. Bethune-Cookman*		W, 79-73
J31	-	-	FLORIDA A&M*		L, 65-66
F5	-	-	at Grambling State*		W, 80-72
F7	-	-	at Southern*		L, 58-72
F12	-	-	UAPB*		L, 70-75
F14	-	-	MVSU*		L, 71-85
F19	-	-	at Florida A&M*		L, 83-86
F21	-	-	at Bethune-Cookman*	ESPNU	8 pm
F26	-	-	at Alabama A&M*		TBA
M3	-	-	SOUTHERN*		8 pm
M5	-	-	GRAMBLING STATE*		4:30 pm

\* - SWAC Game  
^ - Exhibition Game

### STORY LINES

- ◆ The Hornets played their first overtime game of the season, falling to Florida A&M on the road. With the loss, the Hornets find themselves one game back of Jackson State (who they own the tiebreaker over) with four games left to play in the regular season. They are currently tied with Bethune-Cookman (tonight's opponent) and two games back of Alabama A&M (next weekend's opponent). The Hornets will need wins in one, or both, of those games to keep their tournament hopes alive heading into the final two weeks of the regular season.
- ◆ Alabama State has dropped three games at the buzzer this season, all in conference play. They are 4.6 seconds away from being 8-5 in conference play with last second losses to UAPB, Prairie View A&M, and Florida A&M. Along with those three games, the Hornets have dropped two others by five points or less this season in conference play.
- ◆ Alabama State finds itself just below the cut line for the Southwestern Athletic Conference (SWAC) Tournament entering the weekend. They are currently ninth in the standings - tied with Bethune-Cookman with whom they face Monday night and have the tiebreaker over. The Hornets sit one game behind a trio of teams - Jackson State, Prairie View A&M, and Alabama A&M - and they have the tiebreaker over Jackson State and Alabama A&M.
- ◆ The Hornets have started 17 different lineups this season, and have had their full squad for just one conference game to this point. They currently lead the nation in the category (as of Tuesday night), and 10 different players have started a game this season.
- ◆ The Hornets were picked to finish eighth in the preseason poll on a vote from the league's head coaches and sports information directors with 125 total votes. They were just behind Alcorn State (128) in seventh and Florida A&M (138) in sixth. The top five included Texas Southern (237), Prairie View A&M (204), Jackson State (202), Grambling State (168), and Southern (167).

### PROJECTED STARTERS

#	NAME	POS	HT	WT	YR-EXP	HOMETOWN	PPG	RPG	APG
2	Jordan O'Neal	F	6-7	197	So.-1L	Mobile, Ala.	7.8	5.0	1.0
3	Gerald Liddell	F	6-8	203	Jr.-TR	Cibola, Texas	9.6	4.7	1.6
4	E.J. Clark	G	5-11	165	Jr.-1L	Dallas, Texas	7.0	1.6	1.8
20	Kenny Strawbridge	G	6-6	202	R-So.-1L	Rockford, Ill.	9.5	4.5	1.8
24	Isaiah Range	G	6-3	215	So.-TR	Cedar Hill, Texas	9.3	4.0	1.4

### OFF THE BENCH

#	NAME	POS	HT	WT	YR-EXP	HOMETOWN	PPG	RPG	APG
0	Trace Young	F	6-8	183	Jr.-TR	Owensboro, Ky.	11.8	5.1	1.3
1	DJ Jackson	G	6-2	165	Fr.-1L	San Bernardino, Calif.	4.1	2.5	2.5
5	Juan Reyna	G	6-2	182	Fr.-HS	San Antonio, Texas	8.5	1.7	1.0
10	Michael Barber	F	6-8	212	So.-TR	Jackson, Miss.	2.4	2.6	0.3
11	Jayme Mitchell	G	6-5	187	Fr.-HS	Jackson, Miss.	3.0	1.5	0.5
12	Malik Smiley	G	6-4	180	R-Fr.-RS	Birmingham, Ala.	—	—	—
13	Kareem Clark	G	6-3	185	Jr.-TR	Sacramento, Calif.	0.0	0.0	0.0
14	Christian McCray	G	6-6	171	Jr.-TR	Las Vegas, Nev.	7.5	2.2	0.5
15	Kevion Stewart	G	6-3	183	R-Sr.-2L	Memphis, Tenn.	3.3	0.8	0.2
22	Darrell Reed	F	6-8	211	Fr.-HS	Hammond, Ind.	—	—	—
23	Ashton McClelland	G	6-0	153	R-So.-TR	Houston, Texas	1.9	0.7	0.5

### ALABAMA STATE ATHLETIC STRATEGIC COMMUNICATIONS

Director (Contact): Travis Jarome

Phone (office): (334) 229.2601

Phone (cell): (334) 294.1475

Email: tjarome@alasu.edu

Personal Twitter: @Travis\_Jarome

Athletics Twitter: @BamaStateSports

Assistant Director: Jordan Benson

Phone (office): (334) 229.2635

Phone (cell): (356) 698-3311

Email: jbenenson@alasu.edu

PRONUNCIATIONS

Gerald Liddell	Gerald LUH-Deil
Malik Smiley	MUH-leak Smiley
Kareem Clark	KUH-rheem Clark
Kevion Stewart	KEE-vee-yon Stewart

PARTICIPATION (INCLUDES EXHIBITIONS)

PLAYER	GP	GS
Michael Barber	24	4
E.J. Clark	26	15
Kareem Clark	3	0
DJ Jackson	22	10
Gerald Liddell	23	18
Ashton McClelland	10	0
Christian McCray	13	0
Jayme Mitchell	23	2
Jordan O'Neal	27	16
Isaiah Range	27	20
Darrell Reed	-	-
Juan Reyna	24	10
Malik Smiley	-	-
Kevion Stewart	13	0
Kenny Strawbridge	28	27
Trace Young	17	15

ALABAMA STATE IN THE POLLS

WEEK	W/L	AP	COACHES
Preseason	0-0	NR	NR
Week 1	0-3	NR	NR
Week 2	1-6	NR	NR
Week 3	1-7	NR	NR
Week 4	1-9	NR	NR
Week 5	1-10	NR	NR
Week 6	2-12	NR	NR
Week 7	4-13	NR	NR
Week 8	4-15	NR	NR
Week 9	5-16	NR	NR
Week 10	6-19	NR	NR

QUICK HITS ...

- Alabama State head coach **Mo Williams** played his collegiate basketball at the University of Alabama. He was named The Sporting News Freshman of the Year, and led the Crimson Tide to their only number one ranking in school history.
- Assistant coach **Trey Johnson** played at a pair of Southwestern Athletic Conference (SWAC) schools during his playing career, finishing 10th in the nation in scoring during his junior season at 23.5 points per game and was named First Team All-SWAC. After declaring for the 2006 NBA Draft, Johnson returned to school and was named the Preseason SWAC Player of the Year and Preseason All-American. During his senior season, he set a single season record for points in a single game, points per game average (27.1), free throws made, and free throws attempted. He finished his career as a member of the 1,000-point club with 1,698 career points - placing in the top 10 in school history in just 2 seasons at JSU. Johnson also led Jackson State to 21 wins and the SWAC Tournament, earning Tournament MVP honors and was named the SWAC Player of the Year.
- Both Williams and Johnson played with two of the greats from the National Basketball Association (NBA) during their professional careers. Both played with LeBron James, while Johnson had the opportunity to play with Kobe Bryant during his time with the Los Angeles Lakers.
- Alabama State completed a five game road swing to open the season with all five games shown nationally. The first four were shown on the ESPN platform on either ESPN3, ESPN+, or the SEC Network, while the Iowa game was on the Big Ten Network.

ALABAMA STATE RETURNS FIVE WITH SIGNIFICANT PLAYING TIME ...

- The Hornets return six players who saw significant playing time in 2020-21 including second-leading scorer **Kenny Strawbridge** (Rockford, Ill.) who averaged 10.5 points and 7.2 rebounds per game, earning Second Team Preseason All-SWAC.
- They also return **Kevion Stewart** (Memphis, Tenn.) who averaged 8.2 points per game, while **Jordan O'Neal** (Mobile, Ala.) returns after averaging 5.8 points, 4.8 rebounds and a team-high 23 blocked shots. Meanwhile, **E.J. Clark** (Dallas, Texas) averaged 5.8 points per game and **DJ Jackson** (San Bernardino, Calif.) at 4.4 points per game.

SEVERAL NEWCOMERS DOT THE HORNETS ROSTER THIS YEAR...

- Several newcomers highlight this year's roster including a handful of transfers starting with **Trace Young** (Owensboro, Ky.) who sat out last season. The junior averaged 9.8 points per game two seasons ago at John A. Logan College after averaging 6.8 points at Wyoming as a freshman. He is joined by **Michael Barber** (Jackson, Miss.) who averaged 12.5 points and 7.1 rebounds per game at SW Mississippi after playing a year at Howard.
- Christian McCray** (Las Vegas, Nev.) will add a scoring punch after he transferred over last season from Cal State Fullerton, and is joined by **Gerald Liddell** (Cibolo, Texas) who transferred in from Texas averaging 4.4 points per game. The Hornets added two more transfers in **Ashton McClelland** (Houston, Texas) from Texas Southern and **Isaiah Range** (Cedar Hill, Texas) from

2021-22 ALABAMA STATE BASKETBALL ROSTER

#	NAME	POS	HT	WT	YR-EXP	HOMETOWN/PREVIOUS SCHOOL
0	Trace Young^	F	6-8	183	Jr.-TR	Owensboro, Ky./John A. Logan/Wyoming
1	DJ Jackson	G	6-2	165	Fr.-1L	San Bernardino, Calif./Etiwanda HS
2	Jordan O'Neal	F	6-7	197	So.-1L	Mobile, Ala./Coahoma CC
3	Gerald Liddell	F	6-8	203	Jr.-TR	Cibolo, Texas/Texas
4	E.J. Clark	G	5-11	165	Jr.-1L	Dallas, Texas/Boosier Parish CC
5	Juan Reyna	G	6-2	182	Fr.-hs	San Antonio, Texas/Duncanville HS
10	Michael Barber	F	6-8	212	So.-TR	Jackson, Miss./SW Mississippi CC/Howard
11	Jayme Mitchell	G	6-5	187	Fr.-HS	Jackson, Miss./Forest Hill HS
12	Malik Smiley	G	6-4	180	R-Fr.-RS	Birmingham, Ala./IMG Academy
13	Kareem Clark	G	6-3	185	Jr.-TR	Sacramento, Calif./South Mountain CC
15	Kevion Stewart	G	6-3	183	R-Sr.-2L	Memphis, Tenn./SIU-Edwardsville
14	Christian McCray	G	6-6	171	Jr.-TR	Las Vegas, Nev./Csl State Fullerton
20	Kenny Strawbridge	G	6-6	202	R-So.-1L	Rockford, Ill./Western Nebraska/UMKC
22	Darrell Reed	F	6-8	211	Fr.-HS	Hammond, Ind./Hammond HS
23	Ashton McClelland	G	6-0	153	R-So.-TR	Houston, Texas/Texas Southern
24	Isaiah Range^	G	6-3	215	So.-TR	Cedar Hill, Texas/Tarleton State

^ - sat out 2020-21

COACHING & SUPPORT STAFF

**Head Coach:** Mo Williams (Union Institute & Universities, 2016), Second Season Overall, Second Season at Alabama State  
**Assistant Coach:** Trey Johnson (Jackson State, 2007), Second Season  
**Assistant Coach:** Tyrone Levett, (Alabama State, 2017), Fourth Season  
**Assistant Coach:** Keith Williams, (UAPB, 2007), Second Season  
**Graduate Assistant Coach:** Chris Hines, Second Season  
**Assistant Coach:** Gerald Walker, First Season  
**Director of Operations:** Dana Johnson, First Season

Tarleton State where he averaged 9.4 points per game as a freshman.

- ◆ A trio of freshmen join the team this season in **Juan Reyna** (San Antonio, Texas), **Darrell Reed** (Hammond, Ind.), and **Jayme Mitchell** (Jackson, Miss.).

RARE FEAT - PAIR OF DOUBLE-DOUBLES IN SAME GAME ...

- ◆ Alabama State had a rare feat happen on Saturday in their home opener against North Carolina Central when a pair of players recorded a double-double in the same game. A pair of starters, **Gerald Liddell** and **Jordan O'Neal** recorded career nights in the win with Liddell finishing with 22 points and 11 rebounds, while O'Neal went for 19 points and 14 rebounds.

PROFESSIONAL EXPERIENCE ON THE BENCH FOR THE HORNETS ...

- ◆ Alabama State has several years of experience on the bench this season on the coaching staff with head coach **Mo Williams**, assistant coach **Trey Johnson**, and assistant coach **Tyrone Levett** all logging minutes in the professional ranks.
- ◆ Williams was drafted by Utah in 2003, and he would play his rookie season with the Jazz before spending the next four seasons with the Milwaukee Bucks. Williams played three seasons with the Cleveland Cavaliers (2008-11) where he teamed up with LeBron James and helped the Cavs post a league-best 66 wins in 2008-09. Williams was selected to the NBA All-Star Game in his first season with Cleveland.
- ◆ After stints with the Los Angeles Clippers (2011-12), Portland Trail Blazers (2013-14), Minnesota Timberwolves (2014-15) and Charlotte Hornets (2015), Williams returned to Cleveland for the 2015-16 campaign. In his final season in the NBA, Williams and the Cavaliers defeated the Golden State Warriors in seven games to win the 2016 NBA Finals.
- ◆ Johnson began his professional career in 2007 and went on to play over 10 years in numerous countries all over the world. He spent parts of three NBA seasons with the Cleveland Cavaliers, Toronto Raptors, Los Angeles Lakers, and New Orleans Hornets. Johnson was a member of the 2011 Lakers' playoff team as well. On his quest to become an NBA player, Trey also spent time in the NBA Development League, now known as the G-League, garnering NBA D-League All-Star honors twice (2008-09 and 2010-11). He earned Second Team D-League honors in 2008-09, and First Team honors in 2010-11 after leading the league in scoring at 25.5 points per game - while also scoring a league-high 48 points in a single game.
- ◆ Johnson also starred internationally where he competed as a member of the Qatar National Team in the Asian Cup, hosted by Japan in 2012. He helped the country earn a bronze medal in the tournament, while also competing in the 2015 Asia Championship and the GCC Championship (Saudi Arabia).
- ◆ Following his career with Alabama State, Levett worked out for the Miami Heat and Detroit Pistons before getting his career started in Ireland with the Gleneagle Lakers. After short stints with the Kentucky Reach (WBL) and Southern Crescent Lightning (WBA), Levett played two years in Austria before playing for the Vermont Frost Heaves (ABA).
- ◆ He also played for AD Vagos (Portugal), Jamtland Basket (Sweden), Niigata Albirex BB (Japan) and LF Basket Norrbotten (Sweden) before landing in Canada. While in Canada, he become one of the league's all-time top scorers playing for the Longdon Lightning (2011), Halifax Rainmen (2011-13) and Saint John Mill Rates (2013-until retirement).
- ◆ Levett was a three-time all-star during his career and led Vermont to the ABA championship, while also being named All-WBA while playing for the Southern Crescent Lightning.

SPEAKING OF PROFESSIONAL BASKETBALL ...

- ◆ Former Hornets **Tobi Ewuosho** and **Fausto Pichardo** each inked professional deals during the COVID-19 pandemic.
- ◆ Ewuosho signed his first professional contract to play overseas in Albania after a stellar senior season, while Pichardo inked a deal to play in Latin America.

MCCRAY SETTLES INTO ROLE OFF THE BENCH FOR HORNETS ...

- ◆ **Christian McCray** seems to have settled into a role off the bench for Alabama State through the first five games of the season.
- ◆ The junior transfer from Cal State Fullerton came off the bench against Iowa on the road in the last game to score 20 points in just over 16 minutes of action. Couple that with a eight-point performance against Vanderbilt and McCray is averaging 1.1 points per minute played.
- ◆ He is also the second-leading scorer on the team through the first five games of the season at 10.0 points per game.

HOME SWEET HOME ...

- ◆ Alabama State played a rare November home game that is not listed as an exhibition when they take the floor against North Carolina Central. That is not the only home game however this calendar year. The Hornets have already had an exhibition game this season against Mobile at home, and they will play Tuskegee (11/22), North Alabama (11/28) and Samford (12/8).

JACKSON CONNECTION ...

- ◆ Alabama State has a strong Jackson connection with coaches **Mo Williams** and **Trey Johnson**. But it doesn't stop there as Director of Operations **Dana Johnson** is a Tiger alum, and two players have ties - **Michael Barber** and **Jayme Mitchell**.



MO WILLIAMS

HEAD COACH  
FIRST SEASON

THE WILLIAMS FILE

PERSONAL

**Birthdate:** December 19, 1982  
**Birthplace:** Jackson, Miss.  
**Wife:** Antonia [Rowe]  
**Children:** Kydarrius, Maurice, Michael, Mason, Maxwell and Asa

EDUCATION

**College:** Union Institute and Universities (Fla.), 2016

COACHING EXPERIENCE

**2018-20** Cal State-Northridge (assistant coach)  
**2020-pres.** Alabama State (head coach)

THE WILLIAMS WORKSHEET

YEAR	SCHOOL	OVERALL	CONF.
2018-19	CSU-Northridge^	13-21	7-9
2019-20	CSU-Northridge^	15-17	10-6
2020-21	Alabama State	4-14	4-14
2021-22	Alabama State	6-20	5-9
TOTAL	Fourth season	48-71	26-37
ALABAMA ST.	Second season	10-34	9-23

^ - served in role as an assistant coach on staff

WILLIAMS vs. OPPONENTS (HEAD COACH)

OPPONENT	CAREER
Alabama A&M.....	2-1
Alcorn State.....	0-3
Bethune-Cookman.....	1-0
Dayton.....	0-1
Florida A&M.....	0-2
Grambling State.....	1-2
Iowa.....	0-1
Iowa State.....	0-1
Jackson State.....	1-2
Mississippi Valley State.....	2-2
Missouri State.....	0-1
Mobile.....	1-0
North Alabama.....	0-1
North Carolina Central.....	1-0
Pepperdine.....	0-1
Prairie View A&M.....	0-3
Samford.....	0-1
Southern.....	1-2
Texas.....	0-1
Texas Southern.....	0-3
Texas Tech.....	0-1
Tuskegee.....	1-0
UAPB.....	1-3
Vanderbilt.....	0-1
Western Kentucky.....	0-1
CAREER W-L TOTAL.....	11-34

MISCELLANEOUS STATISTICS

Current Streak.....	14
Current Home Streak.....	12
Current Road/Neutral Streak.....	12
Last Win .....	Grambling St., 80-72 (2/5/22)
Last Home Win .....	Alabama A&M, 59-55 (1/15/22)
Last Away Win .....	Grambling St., 80-72 (2/5/22)
Last Loss .....	FAMU, 86-83 (2/19/22)
Last Home Loss.....	MVSU, 85-71 (2/14/22)
Last Away Loss.....	FAMU, 86-83 (2/19/22)

2021-22 RECORD BY STARTING LINEUP

Clark, Jackson, Strawbridge, Range, Liddell.....	1-0
Clark, Range, Young, Liddell, Strawbridge.....	1-1
Reyna, Strawbridge, Liddell, Range, O'Neal .....	2-1
Clark, Jackson, Strawbridge, Range, O'Neal .....	2-1
Clark, Strawbridge, Young, Liddell, O'Neal .....	1-1
Clark, Strawbridge, Range, Young, O'Neal .....	1-1
Clark, Range, Barber, Liddell, Young.....	0-1
Clark, Range, Strawbridge, Barber, Liddell .....	0-1
Clark, Strawbridge, Jackson, Young, Range.....	0-1
Clark, Strawbridge, Jackson, Liddell, O'Neal.....	0-1
Jackson, Strawbridge, Young, Liddell, O'Neal .....	0-1
Barber, Strawbridge, Liddell, Range, O'Neal .....	0-1
Reyna, Strawbridge, Liddell, O'Neal, Young .....	0-1
Jackson, Reyna, Young, Strawbridge, Liddell.....	0-1
Clark, Barber, Young, Range, Strawbridge.....	0-1
Clark, Range, O'Neal, Liddell, Strawbridge.....	0-1
Jackson, Reyna, Mitchell, Strawbridge, Liddell.....	0-2
Reyna, Strawbridge, Young, Range, O'Neal.....	0-3

RECORD WHEN ...

	2021-22		WILLIAMS
	ALL	SWAC	ERA
Leading or tied at halftime	6-3	4-2	8-3
Trailing at halftime	2-17	1-7	4-30
Shoot 40 percent or higher	7-11	4-5	10-16
Shoot lower than 40 percent	1-9	1-4	2-17
Shoot higher FG pct	7-5	4-2	10-8
Shoot lower FG pct	1-15	1-7	2-21
Opp. shoot lower than 40 pct	5-2	3-1	7-8
Opp shoot 40 pct or higher	3-18	2-8	5-25
Score fewer than 60 points	1-7	1-2	1-12
Score 60-plus points	0-7	0-4	2-12
Score 70-plus points	3-4	2-2	5-5
Score 80-plus points	3-2	2-1	3-4
Score 90-plus points	1-0	0-0	1-0
Opp score fewer than 60 pts	3-0	2-0	5-2
Opp score fewer than 70 pts	1-5	0-2	3-11
Opp score fewer than 80 pts	4-9	3-5	4-9
Opp score 80-plus points	0-6	0-2	0-11
More rebounds than opponent	5-6	2-4	9-12
Equal/fewer reb than opponent	3-15	3-5	3-21
40-plus rebounds	4-0	2-0	5-5
Fewer turnovers than opp	4-8	3-6	7-10
Equal/more turnovers	4-12	2-3	5-24
Games decided by five or less	2-6	1-5	3-8
More pts in paint	4-5	2-4	6-7
Fewer/Equal pts in paint	4-14	3-4	5-26
More points off TO	5-8	3-6	7-14
Fewer/Equal points off TO	3-12	2-3	5-20
More bench points	6-11	4-5	8-18
Fewer/Equal bench points	2-9	1-4	4-16
Playing on television	0-9	0-0	0-10

RANGE RECORDS FIRST DOUBLE-DOUBLE ...

- ◆ **Isaiah Range** recorded the first double-double of the season for the Hornets in the loss to Iowa State (11/16/21) on the road.
- ◆ He scored 15 points on 7-of-13 shooting from the floor, and grabbed 10 rebounds (eight of which were defensive rebounds) to lead Alabama State in both categories.

STRAWBRIDGE PLAYS BIG (LITERALLY) ON THE ROAD ...

- ◆ **Kenny Strawbridge** was forced into playing as a big on Saturday against Pepperdine (12/11/2021) and responded with his first double-double of the season.
- ◆ He finished game with 16 points (on 7-of-14 shooting from the floor) and grabbed 11 rebounds in the loss to the Wave.
- ◆ For the week, he averaged 15 points and nine rebounds per game (Samford and Pepperdine).

REYNA IMPRESSIVE THROUGH FIRST THREE GAMES TO START CAREER ...

- ◆ **Juan Reyna** continues to impress for Alabama State, becoming the first player this year to score in double figures in the first three games.
- ◆ He scored a career-high 16 against WKU (11/9/21), then added 10 against Vanderbilt (11/10/21) and another 10 against Missouri State (11/13/21) all on the road.

COLLEGE COACHES WITH AN NBA TITLE ...

- ◆ Opening the 2021-22 season there are only six head coaches who have won an NBA title and are leading their own college program this season.
- ◆ That list includes Juwan Howard (Michigan), **Mo Williams** (Alabama State), Lindsey Hunter (Mississippi Valley State), Darrell Walker (Little Rock), Mark Madsen (Utah Valley), and Speedy Claxton (Hofstra).

COLLEGE COACHES WITH AN NBA (AND ABA EXPERIENCE) ...

- ◆ There are several college coaches leading their own college program this season who have either NBA or ABA experience as a player.
- ◆ The list includes Steve Alford, Nevada , Speedy Claxton (Hofstra), Hubert Davis (North Carolina), Johnny Dawkins (Central Florida), Juan Dixon (Coppin State), Bryce Drew (Grand Canyon), Kim English (George Mason), Patrick Ewing (Georgetown), Penny Hardaway (Memphis), Steve Henson (Texas-San Antonio), Fred Hoiberg (Nebraska), Juwan Howard (Michigan), Lindsey Hunter (Mississippi Valley State), Bobby Hurley (Arizona State), Mark Madsen (Utah Valley State), Cuonzo Martin (Missouri), Aaron McKie (Temple), Fran O'Hanlon (Lafayette - ABA), Lorenzo Romar (Pepperdine), Jerry Stackhouse (Vanderbilt), Damon Stoudamire (Pacific), Reggie Theus (Bethune-Cookman), Darrell Walker (Little Rock), **Mo Williams** (Alabama State), and Mike Woodson (Indiana).

STRAWBRIDGE EARNS PRESEASON HONOR ...

- ◆ Alabama State redshirt sophomore **Kenny Strawbridge** (Rockford, Ill.) was named to the Second Team Preseason All-Conference team, announced by the Southwestern Athletic Conference (SWAC).
- ◆ Strawbridge was second on the team in scoring last season at 10.5 points per game, scoring 189 total points in 18 games during the shortened season where the Hornets played conference-only games. He shot 35.9 (61-of-170) percent from the floor and 23.4 (11-of-47) percent from beyond the arc.
- ◆ The redshirt sophomore led the team from the free throw line, shooting 71.8 (56-of-78) percent from the free throw line. He was also second on the team in rebounding at 7.2 rebounds per game, grabbing 130 total including 32 offensive rebounds. Strawbridge also dished out 24 assists, recorded 14 steals and six blocked shots.
- ◆ He joins John Walker III (Texas Southern), Justin Hopkins (Texas Southern), MJ Randolph (Florida A&M), and Jayden Saddler (Southern) on the second team. The first team is made up of Preseason Player of the Year Jawaun Daniels (Prairie View A&M), Preseason Defensive Player of the Year Jayveous McKinnis (Jackson State), Cameron Christian (Grambling State), Garrett Hicks (Alabama A&M), and Jalen Johnson (Alabama A&M).

HORNETS PICKED EIGHTH IN THE PRESEASON SWAC POLL ...

- ◆ The Hornets were picked to finish eighth in the preseason poll on a vote from the league's head coaches and sports information directors with 125 total votes. They were just behind Alcorn State (128) in seventh and Florida A&M (138) in sixth.
- ◆ The top five included Texas Southern (237), Prairie View A&M (204), Jackson State (202), Grambling State (168), and Southern (167).

HEAD-TO-HEAD COACHES WITH PRO EXPERIENCE ...

- ◆ Alabama State and **Mo Williams** will face three coaches with NBA experience this season including Penny Hardaway (Memphis), Jerry Stackhouse (Vanderbilt), and Reggie Theus (Bethune-Cookman).

YOUNG EARNS SWAC HONOR ...

- ◆ Alabama State junior forward Trace Young (Owensboro, Ky.) was named the Southwestern Athletic Conference (SWAC) Player of the Week after a pair of monster performances in conference action this week.
- ◆ Young averaged 25 points and eight rebounds per game over a pair of games against Bethune-Cookman and Florida A&M, leading Alabama State back from double-digit deficits in the second half of both games. The junior helped lead the Hornets to a 79-73 victory over Bethune-Cookman after scoring 21 points and grabbing eight rebounds, while also blocking a pair of shots. He finished the game shooting 50 (8-of-16) percent from the floor and 40 (2-of-5) percent from beyond the arc.
- ◆ He scored a career-high 29 points against Florida A&M in a 66-65 loss on Monday night, giving the Hornets the lead with 2:31 to play. The junior finished the night shooting 50 (8-of-16) percent from the floor and 90 (9-of-10) percent from the free throw line.
- ◆ For the week, Young shot 50 (16-of-32) perce

4.6 SECONDS AWAY FROM PICKING UP THREE WINS ...

- ◆ Following this week's heartbreaker against Florida A&M, Alabama State has lost three games in conference play in the final possession of the game.
- ◆ Alabama State dropped a game at the buzzer against UAPB in their second conference game of the year when a putback rolled off the win in a two-point loss.
- ◆ They also fell to Prairie View A&M on a three-pointer with just over two seconds remaining, before falling to Florida A&M at home this week with a chance to win at the buzzer.

MO WILLIAMS SPENDS TIME WITH NBATV ...

- ◆ Alabama State head coach **Mo Williams** spent some time this week with NBATV talking about both Alabama State and some opponents from the past in the NBA.
- ◆ The second-year head coach spent time talking about current NBA players who were named to the anniversary team this past year.

HORNETS LEAD SWAC IN THREE CATEGORIES ...

- ◆ Alabama State leads the Southwestern Athletic Conference in three different categories this season including free throw attempts, free throws made, and total rebounds.

O'NEAL RETURNED HOME AGAINST BETHUNE-COOKMAN ...

- ◆ Alabama State sophomore forward **Jordan O'Neal** (Mobile, Ala.) returns home this weekend for the first time in his collegiate career.
- ◆ O'Neal started his high school career at B.C. Rain before transferring to Theodore, and comes home leading the team in blocked shots with 23.

REYNA PERFECT FROM THE LINE TO START THE YEAR ...

- ◆ Alabama State freshman **Juan Reyna** remains perfect from the to start his collegiate career through nine games in the regular season.
- ◆ The freshman connected on the first 17 of his free throw attempts before his streak was snapped with a pair of misses in a conference contest at home in first game back in 2022.

ALABAMA STATE IN NON-CONFERENCE PLAY ...

- ◆ Alabama State ended non-conference play with back-to-back games against nationally-ranked teams in the state of Texas and in the Big 12.
- ◆ The Hornets faced two teams at the time were ranked and had another postponed (UCLA) due to COVID. They also faced an Iowa State team who is now ranked in the top 10, a team receiving votes (Iowa) and Memphis that was postponed.

REYNA GOES OFF ON THE ROAD AT GRAMBLING STATE ...

- ◆ Freshman **Juan Reyna** (San Antonio, Texas) turned in a career performance on the road against Grambling State, missing just one shot in 26 minutes of action against the Tigers.
- ◆ The freshman guard scored a career-high 25 points on 7-of-8 shooting from the floor (including knocking four of his five three-pointers). He also connected on all seven of his free throw opportunities.

LIDDELL BACK IN THE FOLD ...

- ◆ Junior forward **Gerald Liddell** (Cibolo, Texas) appeared in the starting lineup against Grambling State, marking his return after missing three of the last four games.

CONFERENCE INFORMATION

SWAC STANDINGS

	CONF	PCT	OVER	PCT
Southern	10-4	.714	15-11	.577
Texas Southern	10-4	.714	12-11	.522
Alcorn State	10-4	.714	11-15	.423
Florida A&M	9-5	.643	11-14	.440
Grambling State	9-5	.643	11-15	.423
Alabama A&M	7-7	.500	8-16	.333
Prairie View A&M	7-7	.500	7-15	.318
Jackson State	6-8	.429	8-17	.320
Alabama State	5-9	.357	6-20	.231
Bethune-Cookman	5-9	.357	7-19	.269
UAPB	4-10	.286	6-21	.222
Mississippi Valley State	2-12	.143	2-22	.083

SWAC SCHEDULE

SATURDAY, FEBRUARY 19

Alabama A&M def. Bethune-Cookman, 62-60
Alcorn State def. Jackson State, 61-60
Texas Southern def. Mississippi Valley State, 79-59
Grambling State def. Southern, 61-57
Prairie View A&M def. UAPB, 92-84

MONDAY, FEBRUARY 21

Alabama A&M at Florida A&M, TBA
Texas Southern at UAPB, 7:30 pm
Prairie View A&M at Mississippi Valley State, 7:30 pm
Alabama State at Bethune-Cookman, 8 pm (ESPN2)

SATURDAY, FEBRUARY 26

Alabama State at Alabama A&M, TBA
Florida A&M at Grambling State, 2:30 pm
Mississippi Valley State at UAPB, 4 pm
Bethune-Cookman at Southern, 5:30 pm
Alcorn State at Prairie View A&M, 5:30 pm
Jackson State at Texas Southern, 8 pm

MONDAY, FEBRUARY 28

Alcorn State at Texas Southern, 7:30 pm
Bethune-Cookman at Grambling State, 7:30 pm
Jackson State at Prairie View A&M, 8 pm
Florida A&M at Southern, 8 pm

THURSDAY, MARCH 3

UAPB at Jackson State, 7:30 pm
Mississippi Valley State at Alcorn State, 7:30 pm
Grambling State at Alabama A&M, 7:30 pm
Southern at Alabama State, 8 pm

SATURDAY, MARCH 5

Bethune-Cookman at Florida A&M, 3 pm
UAPB at Alcorn State, 3:30 pm
Grambling State at Alabama State, 4:30 pm
Mississippi Valley State at Jackson State, 5:30 pm
Prairie View A&M at Texas Southern, 7:30 pm
Southern at Alabama A&M, 8 pm



STARTING LINEUPS AROUND THE COUNTRY

TEAM	LINEUPS	GMS
Alabama State	18	26
Memphis	16	22
Coppin State	15	23
Eastern Illinois	14	26
Little Rock	14	22
Stony Brook	13	22
UT-Rio Grande Valley	13	27
UTEP	12	22
UT-Arlington	12	24
Southern Miss	10	23
Jacksonville	10	24
Western Michigan	10	26
Georgia Southern	10	23
Penn	10	23
Illinois	9	19
Texas	8	17
Omaha	7	19

ESPN BPI (as of 12/30/21) ...

STRENGTH OF SCHEDULE RANKING

1	Prairie View AGM	0-10
2	Alcorn State	1-11
3	Texas Southern	2-7
4	Alabama State	1-11
5	Jackson State	2-9
6	Villanova	8-4
7	North Florida	4-9
8	Northwestern State	3-11
9	Alabama	10-3
10	UAPB	2-11
11	Marquette	8-5
12	Ohio State	8-2
13	Bellarmine	6-8
14	Arizona State	5-7
15	Central Michigan	2-10
16	Farleigh Dickinson	0-10
17	Missouri	6-7
18	Oakland	7-4
19	Rutgers	5-5
20	Michigan State	11-2
21	Grambling State	3-10
22	Mississippi Valley State	0-10
23	UT-Arlington	4-7
24	Incarnate Word	2-11
25	Central Arkansas	2-10
26	Long Beach State	3-7
27	McNeese State	3-9
28	Coppin State	1-14
29	Tennessee	9-3
30	Penn	3-10
31	Tarelton State	5-8
32	Wisconsin	10-2
33	North Carolina	9-3
34	Radford	4-8
35	Syracuse	7-5

STRAWBRIDGE EARNS SWAC HONOR (DECEMBER 15) ...

- ◆ The Southwestern Athletic Conference (SWAC) announced the men's basketball weekly honors with **Kenny Strawbridge**? (Rockford, Ill.) earning Impact Player of the Week honors.
- ◆ Strawbridge averaged double figures over a pair of games for the Hornets. He scored 14 points on 4-of-9 shooting from the floor in a 74-64 loss to Samford, while also grabbing seven rebounds. He followed that up with 16 points on 7-of-14 shooting from the floor, while grabbing 11 rebounds to record his first double-double of the season. For the week, Strawbridge averaged 15.0 points and 9.0 rebounds per game.
- ◆ Meanwhile, Caleb Hunter of Mississippi Valley State was named the Player of the Week after averaging 18.5 points, 3.5 assists and 3.0 rebounds per game in a pair of non-conference games.

LIDDELL EARNS SWAC HONOR (DECEMBER 29) ...

- ◆ Alabama State junior forward **Gerald Liddell** (Cibola, Texas) was named the Southwestern Athletic Conference (SWAC) Impact Player of the Week after his performance against No. 16/17 Texas.
- ◆ Liddell, in his first year at Alabama State after transferring from the Longhorns' program, led the Hornets in the game with a team-high 16 points. He also added a pair of rebounds, one blocked shot and one steal against his former team.
- ◆ The junior currently leads the team in scoring at 11.7 points per game as the Hornets head into conference play. He is shootiing 45.0 (50-of-111) percent from the floor and 42.3 (11-of-26) percent from beyond the arc. He has scored in double figures in six games this season and is also averaging 4.8 rebounds per game.
- ◆ The award is the second for the Hornets' program in three weeks after **Kenny Strawbridge** (Rockford, Ill.) earned the award on December 15.

STRAWBRIDGE NAMED PLAYER OF THE WEEK (JANUARY) ...

- ◆ Alabama State redshirt sophomore **Kenny Strawbridge** (Rockford, Ill.) was named the Southwestern Athletic Conference (SWAC) Player of the Week.
- ◆ Strawbridge earned the honor following a 27-point performance on the road against Mississippi Valley State for a shorthanded Alabama State team. He set a new career high by connecting on 68.8 (11-of-16) percent of his shots from the floor in helping end a 15-game road losing streak for the Hornets. He also finished the game shooting 66.7 (4-of-6) percent from beyond the arc, while grabbing four rebounds and recording three steals.
- ◆ For the week, the redshirt sophomore averaged 15.0 points and 3.0 rebounds (which including a non-conference game on the road at No. 25 Texas Tech), while shooting 52.2 (12-of-23) percent from the floor.

PAIR OF GAMES POSTPONED DUE TO COVID ...

- ◆ Alabama State had a pair of games on the road against nationally recognized teams postponed in mid-December due to COVID-19 protocols inside their opponents' program.
- ◆ The Hornets had their game against No. 4/5 UCLA postponed 70 minutes prior to game time on the road in Los Angeles, while their game against Memphis on the road was canceled two days prior to its start.

REYNA NAMED SWAC IMPACT PLAYER OF THE WEEK (FEBRUARY) ...

- ◆ Juan Reyna (San Antonio, Texas) was named the Southwestern Athletic Conference (SWAC) Impact Player of the Week after a pair of performances in the state of Louisiana.
- ◆ Reyna helped Alabama State split on the road against Grambling State and Southern averaging 20 points per game in the two contests. He scored a career-high 25 points against Grambling State on the road while shooting 7-of-8 from the floor (4-of-5 from beyond the arc) and perfect from the free throw line (7-of-7). Reyna followed that up with a 15-point performance against Southern as he connected on 4-of-7 attempts from the floor including three three-pointers.

WILLIAMS OUT OF ACTION FOR FOUR GAMES ...

- ◆ Head coach **Mo Williams** missed four games this season beginning with the trip to Texas in December due to the birth of his son. He missed games at Texas Tech, Mississippi Valley State and UAPB before returning against Jackson State.
- ◆ In his absence, associate head coach **Trey Johnson** has served in the lead role.

YOUNG THREE GAME STRETCH BEFORE RETURNING HOME ...

- ◆ Junior forward **Trace Young** (Owensboro, Ky.) has scored in double figures in his last three games since returning for the Hornets against Alabama AGM, Prairie View AGM, and Texas Southern.
- ◆ He scored 17 points in his last game against Texas Southern.


STARTING LINEUPS ...

- ◆ Alabama State has started 17 lineups this season and players have missed a combined 61 games. That number has the Hornets leading the country as of 9 pm (2/15/22).

ALL-TIME ALABAMA STATE HEAD COACHES			
<b>CJ DUNN</b> Seasons: 22 (1934-55, 1958-63) Alabama State Record: 257-193 (.571)		<b>FLOYD LAISURE</b> Seasons: 3 (1974-77) Alabama State Record: 52-32 (.619)	
Year	Record	Year	Record
1934-35	12-7	1974-75	16-13
1935-36	—	1975-76	19-8
1936-37	16-4	1976-77	17-11
1937-38	17-9		
1938-39	—	<b>JAMES OLIVER</b> Seasons: 17 (1978-95) Alabama State Record: 291-181 (.604)	
1939-40	16-13	Year	Record
1940-41	6-9	1978-79	23-2
1941-42	4-13	1979-80	32-3
1942-43	5-16	1980-81	19-9
1943-44	10-2	1981-82	22-6
1944-45	—	1982-83	22-6
1945-46	8-12	1983-84	22-6
1946-47	8-2	1984-85	14-17
1947-48	14-9	1985-86	11-17
1948-49	18-11	1986-87	14-14
1949-50	7-5	1987-88	8-20
1950-51	17-8	1988-89	13-16
1951-52	13-12	1989-90	15-13
1952-53	17-9	1990-91	18-11
1953-54	15-4	1991-92	14-14
1954-55	13-8	1992-93	14-13
1958-59	9-10	1993-94	19-10
1959-60	—	1994-95	11-15
1960-61	12-10		
1961-62	10-12	<b>JOHN L. WILLIAMS</b> Seasons: 9 (1996-2006) Alabama State Record: 129-136 (.487)	
1962-63	10-8	Year	Record
		1995-96	9-18
<b>IKA MOORHEAD</b> Seasons: 3 (1955-58) Alabama State Record: 70-20 (.778)		<b>ROB SPIVERY</b> Seasons: 3 (1996-2006) Alabama State Record: 129-136 (.487)	
Year	Record	Year	Record
1955-56	23-7	1996-97	8-21
1956-57	22-4	1997-98	11-17
1957-58	25-9	1998-99	11-16
		1999-2000	13-15
<b>LUCIAS MITCHELL</b> Seasons: 4 (1963-67) Alabama State Record: 72-28 (.720)		2000-01	22-9
Year	Record	2001-02	19-13
1963-64	16-10	2002-03	14-15
1964-65	19-7	2003-04	16-15
1965-66	18-6	2004-05	15-15
1966-67	19-5	2005-06	12-18
<b>BEN JOBE</b> Seasons: 1 (1967-68) Alabama State Record: 18-7 (.720)		<b>LEWIS JACKSON</b> Seasons: 15 (1995-2020) Alabama State Record: 207-262 (.441)	
Year	Record	Year	Record
1967-68	18-7	2006-07	10-20
<b>WILLIE PARKER</b> Seasons: 1 (1968-69) Alabama State Record: 19-9 (.679)		2007-08	20-11
Year	Record	2008-09	22-10
1968-69	19-9	2009-10	16-15
<b>BERNARD BOOZER</b> Seasons: 5 (1969-74) Alabama State Record: 101-36 (.737)		2010-11	17-18
Year	Record	2011-12	12-19
1969-70	17-10	2012-13	10-22
1970-71	24-5	2013-14	19-13
1971-72	22-3	2014-15	19-10
1972-73	19-9	2015-16	14-17
1973-74	19-9	2016-17	8-23
		2017-18	8-23
		2018-19	12-19
		2019-20	8-24
<b>MO WILLIAMS</b> Seasons: 1 (2020-21) Alabama State Record: 4-14* (.222)		Year	Record
		2020-21	4-14

vs RANKED TEAMS		
DATE	OPP/L	SCORE
12/8/82	(3) Georgetown	L, 76-99
12/15/82	(13) Arkansas	L, 65-108
12/20/88	(17) NC State	L, 81-109
12/2/91	(11) Arkansas	L, 80-96
12/23/96	(16) Minnesota	L, 34-114
12/31/97	(23) Arkansas	L, 48-103
12/17/98	(19) Arkansas	L, 43-73
12/30/00	(20) Alabama	L, 56-82
12/30/01	(7) Iowa	L, 64-73
11/22/02	(4) Alabama	L, 56-82
11/19/04	(3) Georgia Tech	L, 37-74
12/7/04	(18) Alabama	L, 54-72
11/20/05	(15) Alabama	L, 68-105
11/28/05	(14) Florida	L, 60-87
12/9/06	(4) Alabama	L, 58-92
11/13/11	(21) Cincinnati	L, 40-65
11/11/12	(10) Florida	L, 35-84
11/27/17	(11) Cincinnati	L, 51-83
11/21/18	(20) Iowa	L, 78-105
11/5/19	(8) Gonzaga	L, 64-95
11/20/19	(20) Tennessee	L, 62-78
11/25/19	(20) VCU	L, 41-76
12/29/19	(6) Oregon	L, 59-98
12/22/21	(16) Texas	L, 48-68
vs SWAC		
Games: 747		
Opponents: 9 (Alabama AGM, Alcorn State, Grambling State, Jackson State, Mississippi Valley State, Prairie View AGM, Southern, Texas Southern, UAPB)		
Record: 408-339 (.546)		
20-WIN SEASONS		
1955-56	23-7 (.767)	Ika Moorehead
1956-57	22-4 (.846)	Ika Moorehead
1957-58	25-9 (.735)	Ika Moorehead
1970-71	24-5 (.828)	Bernard Boozer
1971-72	22-3 (.880)	Bernard Boozer
1978-79	23-2 (.920)	James Oliver
1979-80	32-2 (.941)	James Oliver
1981-82	22-6 (.786)	James Oliver
1982-83	22-6 (.786)	James Oliver
1983-84	22-6 (.786)	James Oliver
2000-01	22-6 (.786)	James Oliver
2007-08	20-11 (.645)	Lewis Jackson
2008-09	22-10 (.688)	Lewis Jackson
100-PT WINS [LAST 20]		
1990-91	at Grambling St.	W, 102-81
1990-91	vs. MVSU	W, 104-98
1991-92	Clark-Atlanta	L, 103-107
1991-92	Tennessee State	W, 105-81
1991-92	Prairie View AGM	W, 108-63
1991-92	AUM	W, 118-81
1991-92	at Prairie View	W, 100-81
1991-92	Grambling St.	W, 101-94
1991-92	Tuskegee	W, 116-93
1992-93	Alabama AGM	L, 102-126
1992-93	Troy	W, 121-116
1992-93	Clark-Atlanta	W, 107-68
1993-94	at Troy	W, 115-98
1993-94	Southern	W, 111-107
1993-94	Grambling St.	W, 121-76
1994-95	at MVSU	W, 100-83
1995-96	Selma	W, 106-81
3/8/08	Jackson State	W, 103-83
11/14/14	AUM	W, 105-64
12/30/15	Fort Valley State	W, 105-99
100-PT LOSSES [LAST 6]		
2005-06	at Alabama	L, 68-105
11/17/17	at Oregon	L, 56-114
11/21/17	vs. Savannah St.	L, 97-101
11/21/18	at Iowa	L, 78-105
12/14/19	at Boise State	L, 57-100
11/18/21	at Iowa	L, 82-108

2021-22 DOUBLE-FIGURE GAMES					
POINTS			REBOUNDS		
Juan Reyna	12	Michael Barber	2		
Trace Young	11	Jordan O'Neal	2		
Isaiah Range	11	Kenny Strawbridge	2		
Kenny Strawbridge	11	Gerald Liddell	2		
E.J. Clark	11	Isaiah Range	1		
Jordan O'Neal	10				
Gerald Liddell	9				
DJ Jackson	3				
Christian McCray	3				
Kevion Stewart	2				
Michael Barber	1				
Jayne Mitchell	1				
DOUBLE-DOUBLES			ASSISTS		
Jordan O'Neal	2				
Kenny Strawbridge	2				
Gerald Liddell	2				
Isaiah Range	1				
2021-22 SPECIALTY STATISTICS					
[POT - Points off turnovers; PP - Points in the paint; 2nd - Second chance points; FAST - Fast break points; BP - Points off the bench]					
[Alabama State-Opponents]					
Opponent	PP	POT	2nd	FAST	BP
Mobile	20-14	30-26	13-14	19-2	29-19
at WKU	26-38	15-25	7-16	9-16	31-10
at Vanderbilt	34-42	15-26	7-22	17-12	39-41
at Missouri State	26-34	14-15	9-14	12-14	21-10
at Iowa State	36-40	14-20	11-6	3-12	16-14
at Iowa	24-30	12-18	12-23	8-22	63-51
North Carolina Central	28-38	14-22	7-14	11-13	13-34
Tuskegee	36-32	25-12	14-8	22-19	50-21
North Alabama	14-18	22-42	12-13	11-14	34-12
at Dayton	18-36	9-26	11-24	8-28	28-35
Samford	32-36	25-12	14-17	15-14	28-21
at Pepperdine	32-32	16-14	6-12	4-8	15-24
at Texas	12-32	8-15	2-8	3-0	15-26
at Texas Tech	8-36	18-22	12-11	9-14	10-26
at Mississippi Valley St.	36-26	14-17	12-11	22-13	8-22
at UAPB	32-24	15-22	12-13	6-10	17-8
Jackson State	28-28	21-8	12-18	11-0	18-23
Alcorn State	24-16	19-13	15-2	14-8	14-31
Alabama AGM	20-26	4-11	14-8	3-7	18-13
at Prairie View AGM	24-24	18-9	5-15	6-7	22-11
at Texas Southern	18-46	15-9	2-9	4-8	24-28
vs. Bethune-Cookman	32-26	23-12	7-8	20-1	24-5
Florida AGM	26-24	13-10	17-9	3-6	18-11
at Grambling State	31-32	23-14	11-8	9-4	38-24
at Southern	20-36	13-19	8-22	7-14	17-29
UAPB	32-26	6-11	9-17	14-3	33-33
Mississippi Valley State	36-22	15-11	14-6	17-14	17-7
at Florida AGM	28-28	23-15	19-7	12-15	25-10
at Bethune-Cookman					
at Alabama AGM					
Southern					
Grambling State					



O - TRACE YOUNG

F /// 6-8 /// 179 /// JUNIOR /// JC  
OWENSBORO, KY (JOHN A LOGAN COLLEGE / WYOMING)

CAREER HIGHS

Points: 29, Florida A&M (1/31/22)  
Field Goals: 9, at WKU (11/9/21)  
Field Goals Attempted: 16, three times  
3-Pt Field Goals: 4, four times  
3-Pt Field Goals Attempted: 9, three times  
Free Throws: 9, Florida A&M (1/31/22)  
Free Throws Attempted: 10, Florida A&M (1/31/22)  
Rebounds: 9, at WKU (11/9/21)  
Assists: 3, two times  
Steals: 4, vs. Mobile (11/4/21)  
Blocks: 3, vs. Mobile (11/4/21)  
Turnovers: 8, at Texas (12/22/21)  
Minutes Played: 39, at WKU (11/9/21)

MISCELLANEOUS

	21-22	ASU CAREER
Double-Figure Points	11	11
Double-Figure Rebounds	-	-
Double-Doubles	-	-
5+ Assists	-	-
Led team in Points	7	7
Led team in Rebounds	7	7
Led team in Blocks	5	5
Led team in Assists	-	-

YOUNG NOTEBOOK

- ◆ Averaged 9.8 points and five rebounds per game at John A. Logan College as a sophomore. He also averaged 1.8 assists per game at his power forward position.
- ◆ Finished the season shooting 48.8 percent from the floor and 32.4 percent from beyond the arc.
- ◆ Rated as a 3-star by ESPN, 247Sports and Rivals, originally signed with Wyoming out of Mt. Zion Prep in Baltimore.
- ◆ Sat out last season during COVID-19 shortened season.
- ◆ Scored a career-high 23 points and grabbed nine rebounds against WKU (11/9/21).
- ◆ Missed conference opener against Mississippi Valley State (1/3/21), and three games after that before returning to action against Alabama A&M (1/15/22).

2021-22 GAME-BY-GAME

Opponent	MIN	FG	FG%	3-PT	3PT%	FT	FT%	REB	AST	TO	BL	ST	PTS
Mobile	27	5-9	.556	1-4	.250	1-2	.500	7	0	6	3	4	12
at WKU	39	9-16	.563	3-8	.375	2-2	1.000	9	1	5	1	1	23
at Vanderbilt	27	2-4	.500	2-4	.500	5-6	.833	1	1	3	1	1	11
at Missouri State	22	0-4	.000	0-4	.000	1-2	.500	3	2	0	2	0	1
at Iowa State	27	4-12	.333	1-4	.250	0-0	.000	6	1	1	1	1	9
at Iowa	13	3-5	.600	1-2	.500	3-3	1.000	0	2	0	0	0	10
NC Central													
Tuskegee													
North Alabama													
at Dayton													
Samford	14	1-6	.167	0-1	.000	0-0	.000	2	1	2	0	1	2
at Pepperdine													
at Texas	24	3-7	.429	1-5	.200	0-0	.000	6	1	8	1	2	7
at Texas Tech	30	5-11	.455	4-9	.444	0-0	.000	6	0	4	1	0	14
at MVSU													
at UAPB													
Jackson St.													
Alcorn State													
Alabama A&M	16	6-13	.462	1-6	.167	2-2	1.000	2	1	3	0	0	15
at PVAMU	29	6-12	.500	1-3	.333	0-0	.000	6	3	2	2	2	13
at Texas Southern	29	5-15	.333	3-9	.333	4-4	1.000	5	2	1	0	0	17
B-CU	32	8-16	.500	2-5	.400	3-4	.750	8	1	1	2	1	21
Florida A&M	33	8-16	.500	4-8	.500	9-10	.900	8	1	1	0	1	29
at Grambling St.	33	2-9	.222	1-4	.250	0-2	.000	7	1	5	1	0	5
at Southern	26	2-12	.167	0-6	.000	0-0	.000	8	1	7	1	0	4
UAPB	22	3-7	.429	1-3	.333	1-3	.333	4	2	3	0	2	8
MVSU													
at Florida A&M													
at B-CU													
at Alabama A&M													
Southern													
Grambling St.													

YOUNG'S CAREER STATISTICS

Opponent	GP-GS	MIN-AVG	FG-A	PCT	3PT-A	PCT	FT-A	PCT	OFF-DEF-TOT	AVG	PF	A	AST/G	TO	BLK	STL	PTS	AVG
2018-19 (WYO)	20-13	476-23.8	50-127	.394	27-73	.370	8-17	.471	8-59-67	3.4	35	16	0.8	43	9	15	135	6.8
2021-22	16-14	418-26.2	67-165	.406	25-81	.309	30-38	.789	9-72-81	5.1	30	21	1.3	46	13	12	189	11.8
TOTALS (ALST)	16-14	418-26.2	67-165	.406	25-81	.309	30-38	.789	9-72-81	5.1	30	21	1.3	46	13	12	189	11.8
TOTALS	36-27	894-24.8	117-292	.401	52-154	.338	38-55	.691	17-131-148	4.1	65	37	1.0	89	22	27	324	9.0





1 - DJ JACKSON

G /// 6-1 /// 165 /// FRESHMAN /// 1L  
SAN BERNARDINO, CA (ETIWANDA HS)

CAREER HIGHS

**Points:** 13, two times  
**Field Goals:** 5, three times  
**Field Goals Attempted:** 14, vs. Texas Southern (2/27/21)  
**3-Pt Field Goals:** 3, vs. UAPB (2/6/21)  
**3-Pt Field Goals Attempted:** 7, vs. Texas Southern (2/27/21)  
**Free Throws:** 5, at Jackson State (3/6/21)  
**Free Throws Attempted:** 6, at Jackson State (3/6/21)  
**Rebounds:** 9, vs. Tuskegee (11/22/2021)  
**Assists:** 5, three times  
**Steals:** 3, four times  
**Blocks:** 1, vs. Prairie View A&M (3/1/21)  
**Turnovers:** 7, vs. North Carolina Central (11/20/21)  
**Minutes Played:** 37, vs. Texas Southern (2/27/21)

MISCELLANEOUS

	21-22	ASU CAREER
Double-Figure Points	3	5
Double-Figure Rebounds	-	-
Double-Doubles	-	-
5+ Assists	1	1
Led team in Points	-	-
Led team in Rebounds	1	1
Led team in Blocks	-	-
Led team in Assists	7	7

JACKSON NOTEBOOK

- ◆ Played in 17 games, starting 11 as a true freshman during 2021
- ◆ Grabbed 74 total rebounds (4.4 per game), dished out 28 total assists and recorded 12 steals.
- ◆ Earned start on the road against Vanderbilt (11/10/2021) this season.
- ◆ Missed two games for Alabama State on the road against Missouri State (11/13) and Iowa State (11/16).
- ◆ Set career highs in rebounds (nine) and assists (five) against Tuskegee (11/22/21).
- ◆ Missed game against North Alabama (11/28/21) and Dayton (12/1/21).
- ◆ Returned to his home state of California, starting against Pepperdine (12/11/21) and recorded four assists and a pair of steals, playing a season-high 27 minutes.

2021-22 GAME-BY-GAME

Opponent	MIN	FG	FG%	3-PT	3PT%	FT	FT%	REB	AST	TO	BL	ST	PTS
Mobile	15	2-3	.667	0-1	.000	0-0	.000	2	3	2	0	1	4
at WKU	11	0-2	.000	0-0	.000	0-0	.000	1	3	1	0	0	0
at Vanderbilt	15	0-2	.000	0-1	.000	0-0	.000	1	0	3	0	1	0
at Missouri State													
at Iowa State													
at Iowa	20	0-3	.000	0-1	.000	1-2	.500	1	1	0	0	1	1
NC Central	22	2-2	1.000	1-1	1.000	1-2	.500	5	3	7	0	3	6
Tuskegee	22	1-3	.333	0-1	.000	3-4	.750	9	5	1	0	2	5
North Alabama													
at Dayton													
Samford	6	1-2	.500	0-1	.000	2-2	1.000	0	0	1	0	0	4
at Pepperdine	27	1-7	.143	0-2	.000	3-5	.600	1	4	3	0	2	5
at Texas	25	0-4	.000	0-2	.000	0-1	.000	4	2	0	0	2	0
at Texas Tech	25	2-5	.400	1-2	.500	3-4	.750	3	1	1	0	3	8
at MVSU	34	3-5	.600	0-0	.000	4-4	1.000	1	3	4	0	3	10
at UAPB	35	5-11	.455	1-4	.250	0-0	.000	2	2	2	1	0	11
Jackson State	34	5-7	.714	1-1	1.000	2-5	.400	5	3	1	0	1	13
Alcorn State	34	1-9	.111	1-2	.500	2-2	1.000	3	5	4	0	1	5
Alabama A&M	18	1-3	.333	0-2	.000	2-2	1.000	5	1	3	0	0	4
at PVAMU	18	0-3	.000	0-1	.000	0-0	.000	1	2	0	0	2	0
at Texas Southern	19	0-2	.000	0-1	.000	0-0	.000	1	3	0	1	0	0
at B-CU	11	0-0	.000	0-0	.000	2-4	.500	0	2	1	0	1	2
Florida A&M	23	2-6	.333	0-1	.000	1-2	.500	4	5	1	0	0	5
at Grambling St.	20	1-3	.333	1-1	1.000	2-2	1.000	3	2	1	0	2	5
at Southern	18	0-2	.000	0-1	.000	0-0	.000	0	3	2	0	1	0
UAPB	17	1-3	.333	1-1	1.000	0-2	.000	1	1	1	0	0	3
MVSU	15	1-3	.333	1-2	.500	1-2	.500	3	3	2	0	1	4
at Florida A&M													
at B-CU													
at Alabama A&M													
Southern													
Grambling St.													

JACKSON'S CAREER STATISTICS

Opponent	GP-GS	MIN-AVG	FG-A	PCT	3PT-A	PCT	FT-A	PCT	OFF-DEF-TOT	AVG	PF	A	AST/G	TO	BLK	STL	PTS	AVG
2020-21	17-11	386-22.7	23-68	.338	10-31	.323	18-30	.600	10-40-50	2.9	47	28	1.6	32	2	12	74	4.4
2021-22	22-10	472-21.5	27-87	.310	8-28	.286	29-45	.644	14-40-54	2.5	36	54	2.5	39	0	28	91	4.1
TOTALS	39-21	859-22.0	50-155	.323	18-59	.305	47-75	.627	24-80-104	2.7	83	82	2.1	71	2	40	165	4.2



2 - JORDAN O'NEAL

F /// 6-7 /// 197 /// SOPHOMORE /// 1L  
MOBILE, AL (COAHOMA CC)

CAREER HIGHS

**Points:** 19, vs. North Carolina Central (11/20/21)  
**Field Goals:** 6, two times  
**Field Goals Attempted:** 10, vs. NC Central (11/20/21)  
**3-Pt Field Goals:** 0, 39 times  
**3-Pt Field Goals Attempted:** 1, five times  
**Free Throws:** 7, vs. North Carolina Central (11/20/21)  
**Free Throws Attempted:** 12, vs. NC Central (11/20/21)  
**Rebounds:** 14, vs. North Carolina Central (11/20/21)  
**Assists:** 3, at Florida A&M (2/19/22)  
**Steals:** 4, at Texas Tech (12/28/21)  
**Blocks:** 4, three times  
**Turnovers:** 4, two times  
**Minutes Played:** 36, two times

MISCELLANEOUS

	21-22	ASU CAREER
Double-Figure Points	10	12
Double-Figure Rebounds	2	3
Double-Doubles	2	2
5+ Assists	--	--
Led team in Points	--	--
Led team in Rebounds	7	7
Led team in Blocks	10	13
Led team in Assists	--	--

O'NEAL NOTEBOOK

- ◆ Led the team with 23 blocked shots last season in just 13 games due to injury.
- ◆ Scored in double figures in three consecutive games against Vanderbilt (11/10), Missouri State (11/13), and Iowa State (11/16) - all on the road. Scored a career 11 points against Missouri State, and then set a new career-high with 12 against Iowa State the next game.
- ◆ Scored career-high 19 points against North Carolina Central (11/20/21) and grabbed a career-high 14 rebounds.
- ◆ Recorded a double against UAPB (1/5) with 12 points and 10 rebounds on the road.

2021-22 GAME-BY-GAME

Opponent	MIN	FG	FG%	3-PT	3PT%	FT	FT%	REB	AST	TO	BL	ST	PTS
Mobile	25	4-4	1.000	0-0	.000	4-4	1.000	6	2	0	2	0	12
at WKU	29	3-4	.750	0-0	.000	0-0	.000	4	0	2	2	1	6
at Vanderbilt	24	5-6	.833	0-0	.000	0-1	.000	5	0	3	0	1	10
at Missouri State	22	5-9	.556	0-0	.000	1-2	.500	4	0	1	2	1	11
at Iowa State	31	5-7	.714	0-0	.000	2-2	1.000	6	1	2	3	1	12
at Iowa	6	0-0	.000	0-0	.000	0-0	.000	0	1	2	0	0	0
NC Central	31	6-10	.600	0-0	.000	7-12	.583	14	0	2	1	0	19
Tuskegee	17	3-4	.750	0-0	.000	1-5	.200	6	2	0	0	2	7
North Alabama	26	3-6	.500	0-0	.000	3-5	.600	8	0	4	0	1	9
at Dayton	28	5-10	.500	0-0	.000	0-0	.000	2	1	0	4	0	10
Samford	14	1-4	.250	0-0	.000	2-2	1.000	3	0	1	1	0	4
at Pepperdine													
at Texas	17	1-3	.333	0-0	.000	0-0	.000	3	0	3	1	0	2
at Texas Tech	27	1-5	.200	0-1	.000	4-6	.667	6	1	1	1	4	6
at MVSU	21	3-7	.429	0-0	.000	3-4	.750	5	2	2	0	1	9
at UAPB	35	3-6	.500	0-1	.000	6-10	.600	10	2	5	0	0	12
Jackson State	29	3-7	.429	0-0	.000	0-0	.000	4	2	2	1	0	6
Alcorn State	32	2-5	.400	0-0	.000	6-7	.857	4	1	3	0	1	10
Alabama A&M	27	1-4	.250	0-0	.000	1-2	.500	7	0	1	4	2	3
at PVAMU	24	4-5	.800	0-0	.000	3-5	.600	6	2	1	1	0	11
at Texas Southern	19	2-5	.400	0-0	.000	2-5	.400	1	1	1	2	0	6
B-CU	24	3-6	.500	0-0	.000	3-4	.750	4	0	1	0	1	9
Florida A&M	31	1-6	.167	0-0	.000	3-4	.750	6	2	1	3	0	5
at Grambling St.	18	3-7	.429	0-0	.000	2-5	.400	6	1	1	1	1	8
at Southern	16	0-2	.000	0-0	.000	2-4	.500	3	1	2	1	0	2
UAPB	18	2-5	.400	0-0	.000	2-7	.286	2	0	2	0	1	6
MVSU	22	2-5	.400	0-1	.000	2-2	1.000	5	2	1	1	0	6
at Florida A&M	36	6-7	.857	0-0	.000	3-5	.600	5	3	2	0	2	15
at B-CU													
at Alabama A&M													
Southern													
Grambling St.													

O'NEAL'S CAREER STATISTICS

Opponent	GP-GS	MIN-AVG	FG-A	PCT	3PT-A	PCT	FT-A	PCT	OFF-DEF-TOT	AVG	PF	A	AST/G	TO	BLK	STL	PTS	AVG
2020-21	13-10	326-25.1	24-57	.421	0-2	.000	28-49	.571	25-37-62	4.8	35	9	0.7	24	23	7	76	5.8
2021-22	26-17	632-24.3	73-145	.503	0-3	.000	58-99	.586	50-79-129	5.0	82	25	0.9	46	31	19	204	7.8
TOTALS	39-27	956-24.5	97-202	.480	0-5	.000	86-148	.581	75-116-191	4.9	117	34	0.9	70	54	26	280	7.2



3 - GERALD LIDDELL

F /// 6-8 /// 203 /// JUNIOR /// TR  
CIBOLO, TX (TEXAS)

CAREER HIGHS

**Points:** 22, vs. North Carolina Central (11/20/21)  
**Field Goals:** 7, vs. North Carolina Central (11/20/21)  
**Field Goals Attempted:** 17, vs. NC Central (11/20/21)  
**3-Pt Field Goals:** 2, three times  
**3-Pt Field Goals Attempted:** 4, at Texas Tech (12/28/21)  
**Free Throws:** 7, two times  
**Free Throws Attempted:** 8, four times  
**Rebounds:** 12, at Florida A&M (2/19/22)  
**Assists:** 5, UAPB (2/12/22)  
**Steals:** 4, vs. North Carolina Central (11/20/21)  
**Blocks:** 4, two times  
**Turnovers:** 5, vs. Central Michigan (12/14/19)  
**Minutes Played:** 41, at Florida A&M (2/29/22)

MISCELLANEOUS

	21-22	ASU CAREER
Double-Figure Points	9	9
Double-Figure Rebounds	2	2
Double-Doubles	2	2
5+ Assists	–	–
Led team in Points	5	5
Led team in Rebounds	4	4
Led team in Blocks	7	7
Led team in Assists	5	5

LIDDELL NOTEBOOK

- ◆ Transfer from Texas.
- ◆ As a junior, played in seven games, while as a sophomore in 2019-20, played in 15 games (10 starts).
- ◆ Ranked as the No. 41 overall prospect in the nation by 247Sports and No. 47 by ESPN.
- ◆ Grabbed eight rebounds in season opener against WKU (11/9/21).
- ◆ Scored a then season-high 12 points against Missouri State (11/13/21) on the road, before breaking that mark with a then career-high 19 on the road against Iowa (11/18/21).
- ◆ Recorded a double-double with a career-high 22 points and 11 rebounds agianst North Carolina Central (11/20/21).
- ◆ Had a streak of five games with at least one blocked shot before it was snapped on the road at Pepperdine (12/11/21).
- ◆ Named SWAC Impact Player of the Week after Texas contest for his 16-point performance.
- ◆ Missed conference opener against Mississippi Valley State (1/3/21) and UAPB (1/5/21) game.
- ◆ Recorded double-double against Florida A&M (2/29/22) with a career-high 12 rebounds.

2021-22 GAME-BY-GAME

Opponent	MIN	FG	FG%	3-PT	3PT%	FT	FT%	REB	AST	TO	BL	ST	PTS
Mobile	22	3-8	.375	0-1	.000	2-4	.500	4	0	2	1	2	8
at WKU	24	2-5	.400	2-2	1.000	0-0	.000	8	3	3	0	0	6
at Vanderbilt	20	2-7	.286	1-3	.333	0-0	.000	2	0	2	1	0	5
at Missouri State	30	6-13	.462	0-2	.000	2-3	.667	2	1	3	0	0	12
at Iowa State	21	2-2	1.000	1-1	1.000	0-0	.000	4	1	2	0	1	5
at Iowa	29	6-11	.545	2-3	.667	5-6	.833	3	4	1	0	1	19
NC Central	39	7-17	.412	1-3	.333	7-8	.875	11	4	0	4	4	22
Tuskegee	19	1-5	.200	0-1	.000	4-8	.500	3	2	1	2	0	6
North Alabama	33	4-9	.444	0-1	.000	7-8	.875	6	3	3	2	1	15
at Dayton	27	2-8	.250	1-3	.333	0-0	.000	4	2	4	1	0	5
Samford	23	2-4	.500	0-1	.000	0-2	.000	5	1	1	4	1	4
at Pepperdine	28	6-12	.500	1-1	1.000	1-3	.333	4	1	2	0	2	14
at Texas	27	5-12	.417	1-2	.500	5-7	.714	2	0	2	1	1	16
at Texas Tech	35	6-11	.545	1-4	.250	2-4	.500	5	1	4	0	3	15
at MVSU													
at UAPB													
Jackson State	22	2-4	.500	1-2	.500	3-5	.600	1	1	1	0	0	8
Alcorn State	31	5-12	.417	0-2	.000	3-6	.500	8	2	0	1	1	13
Alabama A&M	28	4-13	.307	1-1	1.000	0-0	.000	7	1	2	0	0	9
at PVAMU													
at Texas Southern	7	0-3	.000	0-1	.000	0-0	.000	0	1	0	0	0	0
vs. B-CU													
Florida A&M													
at Grambling St.	27	3-6	.500	1-1	1.000	0-1	.000	2	0	5	1	0	7
at Southern	24	2-4	.500	0-1	.000	4-7	.571	4	2	2	1	2	8
UAPB	25	0-2	.000	0-1	.000	0-0	.000	6	5	2	0	1	0
MVSU	24	2-10	.200	0-3	.000	2-2	1.000	4	0	0	0	1	6
at Florida A&M	41	4-10	.400	1-2	.500	5-8	.625	12	1	3	0	1	14
at B-CU													
at Alabama A&M													
Southern													
Grambling St.													

LIDDELL'S CAREER STATISTICS

Opponent	GP-GS	MIN-AVG	FG-A	PCT	3PT-A	PCT	FT-A	PCT	OFF-DEF-TOT	AVG	PF	A	AST/G	TO	BLK	STL	PTS	AVG
2018-19	13-0	84-6.5	7-18	.389	2-7	.286	0-0	.000	9-7-16	1.2	18	2	0.2	5	3	0	16	1.2
2019-20	15-10	274-18.2	25-62	.403	4-12	.333	12-25	.480	13-37-50	3.3	42	15	1.0	23	11	8	66	4.4
2020-21	7-0	81-11.5	6-14	.429	2-7	.286	1-6	.167	4-8-12	1.7	11	3	0.4	7	1	1	15	2.1
2021-22	22-17	589-26.8	73-180	.406	15-41	.366	50-78	.641	27-77-104	4.7	72	36	1.6	41	18	23	211	9.6
TOTALS (ALST)	22-17	589-26.8	73-180	.406	15-41	.366	50-78	.641	27-77-104	4.7	72	36	1.6	41	18	23	211	9.6
TOTALS	57-27	1028-18.0	111-274	.405	23-67	.343	63-109	.578	53-129-182	3.2	143	56	0.9	76	33	32	308	5.4



CLARK NOTEBOOK

- ◆ Graduated from Alabama State in December 2021.
- ◆ Played in 12 games and started in one game last season.
- ◆ Scored 69 total points during the shortened season, recorded 18 assists and 10 steals.
- ◆ Came off the bench to score seven points against Iowa State (11/16/21).
- ◆ Has scored in double figures in three of five games since being inserted into the starting lineup (beginning with Mississippi Valley State).

2021-22 GAME-BY-GAME

Opponent	MIN	FG	FG%	3-PT	3PT%	FT	FT%	REB	AST	TO	BL	ST	PTS
Mobile	19	1-3	.333	0-1	.000	2-2	1.000	3	2	1	0	1	4
at WKU	6	0-0	.000	0-0	.000	0-0	.000	0	0	1	0	0	0
at Vanderbilt	10	0-0	.000	0-0	.000	0-0	.000	0	0	1	0	0	0
at Missouri State													
at Iowa State	17	2-4	.500	1-3	.333	2-4	.500	1	1	2	0	0	7
at Iowa	7	0-1	.000	0-0	.000	0-0	.000	1	0	1	0	0	0
NC Central													
Tuskegee	6	1-2	.500	0-1	.000	1-2	.500	3	2	1	0	0	3
North Alabama	7	0-2	.000	0-1	.000	3-4	.750	1	0	0	0	0	3
at Dayton	7	2-3	.667	0-0	.000	0-0	.000	0	1	1	0	0	4
Samford	24	4-9	.444	0-2	.000	2-2	1.000	1	3	2	0	3	10
at Pepperdine	12	0-1	.000	0-0	.000	0-0	.000	0	0	1	0	0	0
at Texas	7	1-3	.000	0-0	.000	0-0	.000	0	1	0	0	1	2
at Texas Tech	6	2-4	.500	0-0	.000	0-0	.000	0	0	1	0	0	4
at MVSU	31	3-7	.429	0-1	.000	8-11	.727	3	7	0	0	0	14
at UAPB	27	4-8	.500	4-6	.667	0-0	.000	0	4	2	3	0	12
Jackson State	27	0-5	.000	0-0	.000	8-8	1.000	3	4	2	1	2	8
Alcorn State	25	2-8	.250	1-4	.250	5-6	.833	0	0	2	0	1	10
Alabama A&M	24	2-4	.500	2-2	1.000	7-9	.777	5	4	0	0	3	4
at PVAMU	32	4-13	.308	2-4	.500	0-0	.000	2	4	1	0	0	10
at Texas Southern	15	1-2	.500	0-0	.000	0-1	.000	1	0	3	0	0	2
B-CU	24	4-6	.667	2-2	1.000	0-0	.000	2	4	3	0	0	10
Florida A&M	15	1-3	.333	0-2	.000	0-0	.000	1	1	0	0	0	2
at Grambling St.	23	3-8	.375	2-2	1.000	5-5	1.000	7	2	2	0	3	13
at Southern	28	2-6	.333	2-3	.667	1-2	.500	2	2	0	0	0	7
UAPB	26	3-9	.333	2-4	.500	8-8	1.000	3	2	1	0	0	16
MVSU	27	4-9	.444	1-4	.250	3-3	1.000	3	2	2	0	1	12
at Florida A&M	32	3-8	.375	2-3	.667	6-8	.750	2	2	0	0	0	14
at B-CU													
at Alabama A&M													
Southern													
Grambling St.													

4 - E.J. CLARK

G /// 5-11 /// 165 /// JUNIOR /// 1L  
DALLAS, TX (BOSSIER PARRISH CC)

CAREER HIGHS

Points: 16, UAPB (2/12/22)  
Field Goals: 4, six times  
Field Goals Attempted: 13, at PVAMU (1/22/22)  
3-Pt Field Goals: 4, at UAPB (1/5/21)  
3-Pt Field Goals Attempted: 6, at UAPB (1/5/21)  
Free Throws: 8, three times  
Free Throws Attempted: 11, at MVSU (1/3/21)  
Rebounds: 7, at Grambling St. (2/5/22)  
Assists: 7, at MVSU (1/3/21)  
Steals: 3, four times  
Blocks: 0, 37 times  
Turnovers: 3, two times  
Minutes Played: 32, two times

MISCELLANEOUS

	21-22	ASU CAREER
Double-Figure Points	11	12
Double-Figure Rebounds	-	-
Double-Doubles	-	-
5+ Assists	1	1
Led team in Points	1	1
Led team in Rebounds	1	1
Led team in Blocks	-	-
Led team in Assists	7	7

CLARK'S CAREER STATISTICS

Opponent	GP-GS	MIN-AVG	FG-A	PCT	3PT-A	PCT	FT-A	PCT	OFF-DEF-TOT	AVG	PF	A	AST/G	TO	BLK	STL	PTS	AVG
2020-21	12-1	245-20.4	21-64	.328	6-24	.250	21-25	.840	7-18-25	2.1	22	18	1.5	14	0	10	69	5.8
2021-22	25-15	473-18.9	48-125	.384	21-44	.477	59-73	.808	8-33-41	1.6	46	46	1.8	29	1	17	176	7.0
TOTALS	37-16	718-19.4	69-189	.365	27-68	.397	80-98	.816	15-51-66	1.8	68	64	1.7	43	1	27	245	6.6



5 - JUAN REYNA

G /// 6-2 /// 182 /// FRESHMAN /// HS  
SAN ANTONIO, TX (DUNCANVILLE HS)

CAREER HIGHS

Points: 25, at Grambling State (2/5/22)  
Field Goals: 8, at Florida A&M (2/19/22)  
Field Goals Attempted: 14, at Florida A&M  
3-Pt Field Goals: 4, three times  
3-Pt Field Goals Attempted: 11, vs. Samford (12/8/21)  
Free Throws: 7, at Grambling State (2/5/22)  
Free Throws Attempted: 7, at Grambling State (2/5/22)  
Rebounds: 5, two times  
Assists: 3, at Iowa (11/18/21)  
Steals: 2, at Florida A&M (2/19/22)  
Blocks: 1, at PVAMU (1/22/22)  
Turnovers: 4, at Floridia A&M (2/19/22)  
Minutes Played: 32, at Missouri State (11/13/21)

MISCELLANEOUS

	21-22	ASU CAREER
Double-Figure Points	12	12
Double-Figure Rebounds	-	-
Double-Doubles	-	-
5+ Assists	-	-
Led team in Points	2	2
Led team in Rebounds	-	-
Led team in Blocks	-	-
Led team in Assists	-	-

REYNA NOTEBOOK

- ◆ Helped his team win a pair of state championships, leading his team to a 37-6 record overall.
- ◆ Scored 16 points in 23 minutes in season opener against WKU (11/9/21).
- ◆ Scored in double figures in the first three games this season against Vanderbilt (11/10/21), Missouri State (11/13/21), and Iowa State (11/16/21).
- ◆ Has connected on 17 consecutive free throws to open the season through Pepperdine (12/11/21).
- ◆ Missed conference opener against Mississippi Valley State (1/3/21) and UAPB (1/5/21) game.
- ◆ Scored career-high 25 points against Grambling State on way to SWAC Impact Player of the Week.
- ◆ Missed games against UAPB and Mississippi Valley State, bouncing back with 24 points against Florida A&M (2/19/22).

2021-22 GAME-BY-GAME

Opponent	MIN	FG	FG%	3-PT	3PT%	FT	FT%	REB	AST	TO	BL	ST	PTS
Mobile	19	2-7	.286	1-4	.250	0-0	.000	1	2	0	0	1	5
at WKU	23	4-8	.500	2-5	.400	6-6	1.000	1	0	3	0	0	16
at Vanderbilt	20	4-7	.571	2-4	.500	0-0	.000	3	1	3	0	0	10
at Missouri State	32	4-9	.444	2-3	.667	0-0	.000	5	1	1	0	1	10
at Iowa State	25	1-5	.200	0-2	.000	0-0	.000	4	0	4	0	0	2
at Iowa	14	0-1	.000	0-1	.000	0-0	.000	3	3	3	0	0	0
NC Central	31	4-10	.400	4-8	.500	2-2	1.000	1	2	1	0	1	14
Tuskegee	18	3-6	.500	2-5	.400	2-2	1.000	0	1	0	0	1	10
North Alabama	31	2-7	.286	1-3	.333	3-3	1.000	1	0	3	0	0	8
at Dayton	17	1-5	.200	0-3	.000	0-0	.000	1	1	3	0	0	2
Samford	27	3-12	.250	2-11	.182	4-4	1.000	2	0	0	0	1	12
at Pepperdine	24	2-9	.222	1-5	.200	2-2	1.000	1	1	1	0	0	7
at Texas	29	4-9	.444	2-3	.667	0-0	.000	2	2	1	0	0	10
at Texas Tech	22	1-5	.200	1-4	.250	0-0	.000	0	1	3	0	0	3
at MVSU													
at UAPB													
Jackson State	3	0-0	.000	0-0	.000	0-0	.000	0	0	0	0	0	0
Alcorn State	17	4-7	.571	3-5	.600	0-2	.000	1	2	1	0	0	11
Alabama A&M	12	0-2	.000	0-1	.000	0-0	.000	1	0	1	0	0	0
at PVAMU	23	3-8	.375	3-7	.429	2-2	1.000	1	2	0	1	0	11
at Texas Southern	14	1-3	.333	1-2	.500	0-0	.000	1	1	0	0	0	3
B-CU	7	0-1	.000	0-1	.000	0-0	.000	1	0	1	0	0	0
Florida A&M	11	1-2	.500	1-1	1.000	0-0	.000	0	0	0	0	0	3
at Grambling St.	26	7-8	.875	4-5	.800	7-7	1.000	4	2	1	0	1	25
at Southern	27	4-7	.571	3-6	.500	4-4	1.000	5	1	1	0	0	15
UAPB													
MVSU													
at Florida A&M	35	8-14	.571	4-6	.667	4-5	.800	1	1	4	0	2	24
at B-CU													
at Alabama A&M													
Southern													
Grambling St.													

REYNA'S CAREER STATISTICS

Opponent	GP-GS	MIN-AVG	FG-A	PCT	3PT-A	PCT	FT-A	PCT	OFF-DEF-TOT	AVG	PF	A	AST/G	TO	BLK	STL	PTS	AVG
2021-22	23-10	488-21.2	61-145	.421	38-91	.418	36-39	.923	8-31-39	1.7	37	22	0.9	35	1	7	196	8.5
TOTALS	23-10	488-21.2	61-145	.421	38-91	.418	36-39	.923	8-31-39	1.7	37	22	0.9	35	1	7	196	8.5





10 - MICHAEL BARBER

F /// 6-8 /// 212 /// SOPHOMORE /// JC  
JACKSON, MS (SW MISSISSIPPI CC / HOWARD)

CAREER HIGHS

Points: 10, vs. Mobile (11/4/21)  
Field Goals: 4, vs. Mobile (11/4/21)  
Field Goals Attempted: 7, Norfolk State (1/11/20)  
3-Pt Field Goals: 1, at Georgia Washington (11/9/19)  
3-Pt Field Goals Attempted: 1, five times  
Free Throws: 5, two times  
Free Throws Attempted: 8, vs. Tuskegee (11/22/21)  
Rebounds: 11, at MVSU (1/3/21)  
Assists: 2, at MVSU (1/3/21)  
Steals: 3, at WKU (11/9/21)  
Blocks: 3, two times  
Turnovers: 3, at Iowa State (11/16/21)  
Minutes Played: 24, at Iowa (11/18/21)

MISCELLANEOUS

	21-22	ASU CAREER
Double-Figure Points	1	1
Double-Figure Rebounds	2	2
Double-Doubles	-	-
5+ Assists	-	-
Led team in Points	-	-
Led team in Rebounds	3	3
Led team in Blocks	4	4
Led team in Assists	-	-

BARBER NOTEBOOK

- ◆ Competed in 24 contests off the bench (2019-20) at Howard.
- ◆ Recorded three assists against WKU (11/9/21).
- ◆ Recorded a career-high 10 rebounds against Iowa (11/18/21) on the road.
- ◆ Started first game of the season against Dayton (12/1/21) on the road, recording seven rebounds.

2021-22 GAME-BY-GAME

Opponent	MIN	FG	FG%	3-PT	3PT%	FT	FT%	REB	AST	TO	BL	ST	PTS
Mobile	16	4-5	.800	0-0	.000	2-2	1.000	7	1	0	0	1	10
at WKU	9	0-1	.000	0-0	.000	1-2	.500	1	0	0	1	3	1
at Vanderbilt	10	0-0	.000	0-0	.000	2-2	1.000	2	0	1	2	0	2
at Missouri State	7	0-0	.000	0-0	.000	2-2	1.000	0	0	1	0	0	2
at Iowa State	15	0-0	.000	0-0	.000	0-0	.000	3	0	3	3	0	0
at Iowa	24	2-5	.400	0-0	.000	3-5	.600	10	1	0	0	2	7
NC Central	13	1-1	1.000	0-0	.000	1-2	.500	5	0	2	0	0	3
Tuskegee	21	1-4	.250	0-0	.000	5-8	.625	5	0	0	0	2	7
North Alabama	11	1-2	.000	0-0	.000	0-0	.000	3	0	2	1	1	2
at Dayton	26	1-3	.333	0-1	.000	2-2	1.000	7	1	2	0	1	4
Samford	5	0-0	.000	0-0	.000	0-0	.000	1	0	0	0	0	0
at Pepperdine	12	0-2	.000	0-0	.000	2-2	1.000	2	0	0	0	0	2
at Texas													
at Texas Tech	0+	0-0	.000	0-0	.000	0-0	.000	0	0	0	0	0	0
at MVSU	22	0-2	.000	0-0	.000	3-4	.750	11	2	0	0	0	3
at UAPB	17	2-4	.500	0-0	.000	0-0	.000	5	1	0	0	0	4
Jackson State	9	1-1	1.000	0-0	.000	2-2	1.000	0	0	2	0	1	4
Alcorn State	8	0-0	.000	0-0	.000	0-0	.000	0	0	1	0	0	0
Alabama A&M	1	0-0	.000	0-0	.000	0-0	.000	1	0	0	0	0	0
at PVAMU	0+	0-0	.000	0-0	.000	0-0	.000	0	0	0	0	0	0
at Texas Southern	6	0-1	.000	0-1	.000	0-0	.000	1	0	0	0	0	0
B-CU	11	1-1	1.000	0-0	.000	1-2	.500	2	0	0	0	0	3
Florida A&M	10	1-1	1.000	0-0	.000	2-2	1.000	4	1	0	0	1	4
at Grambling St.	3	0-0	.000	0-0	.000	0-0	.000	0	0	0	0	0	0
at Southern													
UAPB	15	2-4	.500	0-0	.000	1-2	.500	0	1	2	1	1	5
MVSU	14	2-5	.400	0-1	.000	0-0	.000	0	1	0	0	2	4
at Florida A&M													
at B-CU													
at Alabama A&M													
Southern													
Grambling St.													

BARBER'S CAREER STATISTICS

Opponent	GP-GS	MIN-AVG	FG-A	PCT	3PT-A	PCT	FT-A	PCT	OFF-DEF-TOT	AVG	PF	A	AST/G	TO	BLK	STL	PTS	AVG
2019-20 (HOW)	24-0	144-6.0	19-38	.500	1-2	.500	3-5	.600	11-30-41	1.7	21	3	0.1	9	9	7	42	1.8
2021-22	24-4	273-11.4	15-37	.405	0-3	.000	27-37	.730	24-39-63	2.6	29	8	0.3	16	9	14	57	2.4
TOTALS (ALST)	24-4	273-11.4	15-37	.405	0-3	.000	27-37	.730	24-39-63	2.6	29	8	0.3	16	9	14	57	2.4
TOTALS	48-4	417-8.7	34-75	.453	1-5	.200	30-42	.714	35-69-104	2.2	50	11	0.2	25	18	21	99	2.1



11 - JAYME MITCHELL

G /// 6-5 /// 187 /// FRESHMAN /// HS  
JACKSON, MS (FOREST HILL HS)

CAREER HIGHS

Points: 11, at UAPB (1/5/22)  
Field Goals: 5 at UAPB (1/5/22)  
Field Goals Attempted: 6, two times  
3-Pt Field Goals: 1, five times  
3-Pt Field Goals Attempted: 3, two times  
Free Throws: 4, at Vanderbilt (11/10/21)  
Free Throws Attempted: 4, two times  
Rebounds: 5, two times  
Assists: 3, at Vanderbilt (11/10/21)  
Steals: 1, 11 times  
Blocks: 1, six times  
Turnovers: 3, at Iowa (11/18/21)  
Minutes Played: 22, at Pepperdine (12/11/21)

MISCELLANEOUS

	21-22	ASU CAREER
Double-Figure Points	1	1
Double-Figure Rebounds	-	-
Double-Doubles	-	-
5+ Assists	-	-
Led team in Points	-	-
Led team in Rebounds	-	-
Led team in Blocks	1	1
Led team in Assists	-	-

MITCHELL NOTEBOOK

- ◆ Saw action against WKU (11/9/21) off the bench.
- ◆ Played double-digit minutes in back-to-back games against Vanderbilt (11/10/21) and Missouri State (11/13/21).
- ◆ Scored a career-high eight points against Vanderbil (11/10/21) off the bench.
- ◆ Started first career game at Pepperdine (12/11/21), scoring five points.
- ◆ Missed conference opener against Mississippi Valley State (1/3/21).

2021-22 GAME-BY-GAME

Opponent	MIN	FG	FG%	3-PT	3PT%	FT	FT%	REB	AST	TO	BL	ST	PTS
Mobile	3	0-0	.000	0-0	.000	0-0	.000	0	0	1	0	1	0
at WKU	1	0-1	.000	0-0	.000	0-0	.000	0	0	0	1	0	0
at Vanderbilt	19	2-3	.667	0-1	.000	4-4	1.000	5	3	2	1	1	8
at Missouri State	11	0-2	.000	0-1	.000	0-0	.000	1	0	1	0	0	0
at Iowa State	3	0-1	.000	0-0	.000	0-0	.000	0	0	0	0	0	0
at Iowa	12	2-5	.400	0-2	.000	1-2	.500	1	0	3	0	1	5
NC Central													
Tuskegee	10	2-2	1.000	1-1	1.000	1-2	.500	2	1	1	0	1	6
North Alabama	6	0-0	.000	0-0	.000	0-0	.000	1	0	1	1	0	0
at Dayton	7	1-1	1.000	0-0	.000	0-0	.000	0	0	1	0	0	2
Samford	16	2-5	.400	0-3	.000	1-4	.250	5	1	1	1	1	5
at Pepperdine	22	2-6	.333	1-3	.333	0-0	.000	3	0	1	0	1	5
at Texas	17	1-1	1.000	0-0	.000	1-1	1.000	1	0	1	0	1	2
at Texas Tech													
at MVSU													
at UAPB	14	5-5	1.000	1-1	1.000	0-2	.000	1	0	1	0	1	11
Jackson State	14	2-6	.333	0-1	.000	2-2	1.000	1	0	0	0	0	6
Alcorn State	17	1-3	.333	1-2	.500	0-0	.000	2	0	2	1	0	3
Alabama A&M	9	0-1	.000	0-1	.000	0-0	.000	1	0	1	0	0	0
at PVAMU	16	0-1	.000	0-1	.000	0-0	.000	3	2	2	1	1	0
at Texas Southern	3	0-0	.000	0-0	.000	0-0	.000	0	0	0	0	0	0
B-CU	12	2-4	.500	0-1	.000	1-1	1.000	1	3	0	0	1	5
Florida A&M	4	0-1	.000	0-1	.000	0-0	.000	0	0	0	0	0	0
at Grambling St.													
at Southern													
UAPB	18	1-2	.500	1-2	.500	2-3	.667	2	0	0	0	0	5
MVSU	15	1-2	.500	0-1	.000	0-0	.000	2	1	0	0	0	2
at Florida A&M	6	0-0	.000	0-0	.000	1-2	.500	0	0	0	0	1	1
at B-CU													
at Alabama A&M													
Southern													
Grambling St.													

MITCHELL'S CAREER STATISTICS

Opponent	GP-GS	MIN-AVG	FG-A	PCT	3PT-A	PCT	FT-A	PCT	OFF-DEF-TOT	AVG	PF	A	AST/G	TO	BLK	STL	PTS	AVG
2021-22	22-2	258-11.7	24-52	.462	5-22	.227	14-23	.609	5-27-32	1.5	27	12	0.5	17	5	10	67	3.0
TOTALS	22-2	258-11.7	24-52	.462	5-22	.227	14-23	.609	5-27-32	1.5	27	12	0.5	17	5	10	67	3.0



12 - MALIK SMILEY

G /// 6-3 /// 165 /// R-FRESHMAN /// 1L  
BIRMINGHAM, AL (IMG ACADEMY)

CAREER HIGHS

Points: 0, two times  
Field Goals: 0, two times  
Field Goals Attempted: 0, two times  
3-Pt Field Goals: 0, two times  
3-Pt Field Goals Attempted: 0, two times  
Free Throws: 0, two times  
Free Throws Attempted: 0, two times  
Rebounds: 0, two times  
Assists: 0, two times  
Steals: 0, two times  
Blocks: 0, two times  
Turnovers: 0, two times  
Minutes Played: 2, at Prairie View A&M (2/1/21)

MISCELLANEOUS

	21-22	ASU CAREER
Double-Figure Points	--	--
Double-Figure Rebounds	--	--
Double-Doubles	--	--
5+ Assists	--	--
Led team in Points	--	--
Led team in Rebounds	--	--
Led team in Blocks	--	--
Led team in Assists	--	--

SMILEY NOTEBOOK

- ◆ Saw action in a pair of games during 2020-21 season.
- ◆ Missed conference opener against Mississippi Valley State (1/3/21) and will miss UAPB (1/5/21) game.

2021-22 GAME-BY-GAME

Opponent	MIN	FG	FG%	3-PT	3PT%	FT	FT%	REB	AST	TO	BL	ST	PTS
Mobile													
at WKU													
at Vanderbilt													
at Missouri St.													
at Iowa State													
at Iowa													
NC Central													
Tuskegee													
North Alabama													
at Dayton													
Samford													
at Pepperdine													
at Texas													
at Texas Tech													
at MVSU													
at UAPB													
Jackson St.													
Alcorn State													
Alabama A&M													
at PVAMU													
at Texas Southern													
vs. B-CU													
Florida A&M													
at Grambling St.													
at Southern													
UAPB													
MVSU													
at Florida A&M													
at B-CU													
at Alabama A&M													
Southern													
Grambling St.													

SMILEY'S CAREER STATISTICS

Opponent	GP-GS	MIN-AVG	FG-A	PCT	3PT-A	PCT	FT-A	PCT	OFF-DEF-TOT	AVG	PF	A	AST/G	TO	BLK	STL	PTS	AVG
2020-21	2-0	2-1.0	0-0	.000	0-0	.000	0-0	.000	0-0-0	0.0	0	0	0.0	0	0	0	0	0.0
TOTALS	2-0	2-1.0	0-0	.000	0-0	.000	0-0	.000	0-0-0	0.0	0	0	0.0	0	0	0	0	0.0



13 - KAREEM CLARK

G /// 6-2 /// 191 /// JUNIOR /// JC  
SACRAMENTO, CA (SOUTH MOUNTAIN CC)

CAREER HIGHS

Points: 1, vs. Tuskegee (11/22/21)  
Field Goals: 0, three times  
Field Goals Attempted: 2, at Dyaton (12/1/21)  
3-Pt Field Goals: 0, three times  
3-Pt Field Goals Attempted: 0, three times  
Free Throws: 1, vs. Tuskegee (11/22/21)  
Free Throws Attempted: 2, vs. Tuskegee (11/22/21)  
Rebounds: 2, vs. Tuskegee (11/22/21)  
Assists: 2, vs. Tuskegee (11/22/21)  
Steals: 0, three times  
Blocks: 0, three times  
Turnovers: 1, at Dayton (12/1/21)  
Minutes Played: 6, at Dayton (12/1/21)

MISCELLANEOUS

	21-22	ASU CAREER
Double-Figure Points	-	-
Double-Figure Rebounds	-	-
Double-Doubles	-	-
5+ Assists	-	-
Led team in Points	-	-
Led team in Rebounds	-	-
Led team in Blocks	-	-
Led team in Assists	-	-

CLARK NOTEBOOK

- ♦ Saw first action against Tuskegee in exhibition game, before playing against Dayton (12/1/21) on the road.
- ♦ Played six minutes against Dayton (12/1/21).
- ♦ Missed conference opener against Mississippi Valley State (1/3/21) and will miss UAPB (1/5/21) game.

2021-22 GAME-BY-GAME

Opponent	MIN	FG	FG%	3-PT	3PT%	FT	FT%	REB	AST	TO	BL	ST	PTS
Mobile													
at WKU													
at Vanderbilt													
at Missouri St.													
at Iowa State													
at Iowa													
NC Central													
Tuskegee	5	0-0	.000	0-0	.000	1-2	.500	2	2	0	0	0	1
North Alabama													
at Dayton	6	0-2	.000	0-0	.000	0-0	.000	0	0	1	0	0	0
Samford													
at Pepperdine													
at Texas													
at Texas Tech													
at MVSU													
at UAPB													
Jackson St.													
Alcorn State													
Alabama A&M													
at PVAMU													
at Texas Southern													
vs. B-CU													
Florida A&M													
at Grambling St.													
at Southern													
UAPB													
MVSU	2	0-0	.000	0-0	.000	0-0	.000	0	0	0	0	0	0
at Florida A&M													
at B-CU													
at Alabama A&M													
Southern													
Grambling St.													

CLARK'S CAREER STATISTICS

Opponent	GP-GS	MIN-AVG	FG-A	PCT	3PT-A	PCT	FT-A	PCT	OFF-DEF-TOT	AVG	PF	A	AST/G	TO	BLK	STL	PTS	AVG
2021-22	2-0	8-4.0	0-2	.000	0-0	.000	0-0	.000	0-0-0	0.0	0	0	0.0	1	0	0	0	0.0
TOTALS	2-0	8-4.0	0-2	.000	0-0	.000	0-0	.000	0-0-0	0.0	0	0	0.0	1	0	0	0	0.0



15 - KEVION STEWART

G /// 6-3 /// 193 /// SENIOR /// 2L  
MEMPHIS, TN (SIUE / CHATTANOOGA STATE)

CAREER HIGHS

**Points:** 21, two times  
**Field Goals:** 7, at Texas Southern (1/30/21)  
**Field Goals Attempted:** 13, two times  
**3-Pt Field Goals:** 5, at MVSU (1/12/21)  
**3-Pt Field Goals Attempted:** 8, three times  
**Free Throws:** 7, two times  
**Free Throws Attempted:** 9, at Jackson State (3/6/21)  
**Rebounds:** 5, vs. Alabama A&M (2/13/21)  
**Assists:** 3, vs. UT-Martin (1/20/18)  
**Steals:** 4, at Grambling State (3/4/21)  
**Blocks:** 2, at Boise State (12/14/19)  
**Turnovers:** 4, vs. Alcorn State (1/23/21)  
**Minutes Played:** 34, at Jackson State (3/6/21)

MISCELLANEOUS

	21-22	ASU CAREER
Double-Figure Points	2	11
Double-Figure Rebounds	--	--
Double-Doubles	--	--
5+ Assists	--	--
Led team in Points	1	3
Led team in Rebounds	--	--
Led team in Blocks	--	--
Led team in Assists	--	--

STEWART NOTEBOOK

- ◆ Played in 18 games and started in 11 games.
- ◆ Scored a total of 147 points in the shortened season.
- ◆ Father, Dwight Stewart, played and won national title at Arkansas.
- ◆ Did not play in season opener against WKU (11/9/21).
- ◆ Has not played since Samford (12/8/21).

2021-22 GAME-BY-GAME

Opponent	MIN	FG	FG%	3-PT	3PT%	FT	FT%	REB	AST	TO	BL	ST	PTS
Mobile													
at WKU													
at Vanderbilt	10	1-4	.250	0-3	.000	0-0	.000	0	0	0	0	0	2
at Missouri State	6	1-4	.250	1-3	.333	0-0	.000	1	0	0	0	0	3
at Iowa State	6	1-4	.250	1-2	.500	1-2	.500	1	0	0	0	0	4
at Iowa	9	2-2	1.000	1-1	1.000	0-0	.000	0	1	1	0	1	5
NC Central	4	0-2	.000	0-2	.000	0-0	.000	0	0	0	0	1	0
Tuskegee	16	3-9	.333	2-5	.400	2-2	1.000	2	0	1	0	1	10
North Alabama	7	0-2	.000	0-1	.000	0-0	.000	1	0	1	0	0	0
at Dayton	8	1-3	.333	1-2	.500	7-8	.875	2	1	0	0	0	10
Samford	9	0-7	.000	0-6	.000	0-0	.000	1	0	1	0	0	0
at Pepperdine													
at Texas													
at Texas Tech													
at MVSU													
at UAPB													
Jackson St.													
Alcorn State													
Alabama A&M													
at PVAMU													
at Texas Southern													
B-CU	12	2-3	.667	2-3	.667	0-0	.000	0	0	0	0	2	6
Florida A&M	7	0-2	.000	0-2	.000	0-0	.000	0	0	1	0	1	0
at Grambling St.													
at Southern													
UAPB	3	0-2	.000	0-2	.000	0-0	.000	0	0	0	0	0	0
MVSU	16	1-5	.200	15	.200	0-0	.000	2	1	1	0	0	3
at Florida A&M													
at B-CU													
at Alabama A&M													
Southern													
Grambling St.													

STEWART'S CAREER STATISTICS

Opponent	GP-GS	MIN-AVG	FG-A	PCT	3PT-A	PCT	FT-A	PCT	OFF-DEF-TOT	AVG	PF	A	AST/G	TO	BLK	STL	PTS	AVG
2017-18	17-0	126-7.4	8-27	.296	8-23	.348	5-6	.833	4-14-18	1.1	13	8	0.5	6	0	3	29	1.7
2019-20	26-10	323-12.4	29-106	.274	15-70	.214	16-26	.615	8-23-31	1.2	37	8	0.3	16	4	14	89	3.4
2020-21	18-11	368-20.4	39-114	.342	30-77	.390	39-52	.750	10-36-46	2.6	47	11	0.6	28	2	15	147	8.2
2021-22	13-0	115-8.8	12-49	.245	9-37	.243	10-12	.833	2-8-10	0.8	17	3	0.2	6	0	6	43	3.3
TOTALS (ALST)	57-21	810-14.2	80-269	.297	54-184	.293	65-90	.722	20-67-87	1.5	101	22	0.4	50	6	35	279	4.9
TOTALS	74-21	936-12.7	88-296	.297	62-207	.300	70-96	.729	24-81-105	1.4	114	30	0.4	56	6	38	308	4.2





20 - KENNY STRAWBRIDGE

G /// 6-6 /// 202 /// R-SOPHOMORE /// 1L  
ROCKFORD, IL (WESTERN NEBRASKA / UMKC)

CAREER HIGHS

**Points:** 27, at MVSU (1/3/21)  
**Field Goals:** 11, at MVSU (1/3/21)  
**Field Goals Attempted:** 16, at MVSU (1/3/21)  
**3-Pt Field Goals:** 4, at MVSU (1/3/21)  
**3-Pt Field Goals Attempted:** 6, at MVSU (1/3/21)  
**Free Throws:** 11, vs. Jackson State (1/8/21)  
**Free Throws Attempted:** 13, vs. Southern (1/25/21)  
**Rebounds:** 14, vs. Southern (1/25/21)  
**Assists:** 5, two times  
**Steals:** 4, two times  
**Blocks:** 2, vs. Alabama A&M (2/13/21)  
**Turnovers:** 6, vs. Alcorn State (1/23/21)  
**Minutes Played:** 41, vs. North Carolina Central (11/20/21)

MISCELLANEOUS

	21-22	ASU CAREER
Double-Figure Points	11	22
Double-Figure Rebounds	2	7
Double-Doubles	2	6
5+ Assists	-	-
Led team in Points	7	7
Led team in Rebounds	3	3
Led team in Blocks	-	-
Led team in Assists	6	6

STRAWBRIDGE NOTEBOOK

- ◆ Second-leading scorer on last year's team, and earned a spot on ESPN Top 10 for his buzzer-beater against Southern.
- ◆ Named Second Team Preseason All-SWAC ahead of the 2021-22 season.
- ◆ Dished out five assists against WKU (11/9/21).
- ◆ Recorded a double-double against Pepperdine (12/11/21) on the road with 16 points and 11 rebounds.
- ◆ Named SWAC Impact Player of the Week (December 15).
- ◆ Named SWAC Player of the Week following Mississippi Valley State game in which he scored 27 point to lead Alabama State to a conference-opening victory.

2021-22 GAME-BY-GAME

Opponent	MIN	FG	FG%	3-PT	3PT%	FT	FT%	REB	AST	TO	BL	ST	PTS
Mobile	27	3-6	.500	0-0	.000	1-2	.500	5	2	2	0	3	7
at WKU	28	4-8	.500	0-1	.000	0-1	.000	4	5	2	0	0	8
at Vanderbilt	18	2-7	.286	0-1	.000	3-4	.750	5	0	3	0	1	7
at Missouri State	32	5-10	.500	0-1	.000	2-3	.667	2	1	3	0	0	12
at Iowa State	27	3-9	.333	0-0	.000	0-0	.000	3	3	3	0	2	6
at Iowa	18	3-5	.600	0-2	.000	0-1	.000	0	2	1	0	1	6
NC Central	41	0-5	.000	0-1	.000	1-2	.500	4	4	2	0	0	1
Tuskegee	23	4-8	.500	1-1	1.000	0-0	.000	3	2	4	0	1	9
North Alabama	34	8-12	.667	0-0	.000	0-1	.000	6	0	1	0	2	16
at Dayton	24	1-3	.333	1-1	1.000	0-3	.000	6	2	1	0	0	6
Samford	26	4-9	.444	1-4	.250	5-7	.714	7	0	3	2	0	14
at Pepperdine	34	7-14	.500	0-3	.000	2-4	.500	11	2	3	0	3	16
at Texas	30	1-7	.143	1-3	.333	1-2	.500	5	0	2	0	1	4
at Texas Tech	27	1-7	.143	1-5	.200	0-0	.000	2	2	2	0	0	3
at MVSU	35	11-16	.688	4-6	.667	1-5	.200	4	1	5	0	3	27
at UAPB	33	3-10	.300	0-3	.000	1-2	.500	6	2	2	0	2	7
Jackson State	32	3-7	.429	0-2	.000	11-11	1.000	5	1	3	0	2	17
Alcorn State	30	4-12	.333	0-1	.000	0-1	.000	5	4	0	0	4	8
Alabama A&M	26	2-4	.500	0-1	.000	0-0	.000	4	0	0	0	0	4
at PVAMU	26	2-10	.200	1-2	.500	2-2	1.000	5	1	0	1	1	7
at Texas Southern	34	5-8	.625	0-3	.000	0-0	.000	10	1	2	3	0	10
B-CU	27	3-7	.429	0-1	.000	5-5	1.000	3	2	1	0	0	11
Florida A&M	27	1-5	.200	0-1	.000	1-2	.500	2	1	1	0	0	3
at Grambling St.	22	5-9	.555	0-1	.000	1-2	.500	3	1	0	0	2	11
at Southern	31	1-4	.250	0-0	.000	1-2	.500	3	1	0	0	2	3
UAPB	30	8-9	.889	1-1	1.000	2-3	.667	3	2	1	0	2	19
MVSU	32	9-12	.750	0-2	.000	0-2	.000	4	5	1	0	1	18
at Florida A&M	34	1-9	.111	0-0	.000	4-6	.667	7	4	1	0	1	6
at B-CU													
at Alabama A&M													
Southern													
Grambling St.													

STRAWBRIDGE'S CAREER STATISTICS

Opponent	GP-GS	MIN-AVG	FG-A	PCT	3PT-A	PCT	FT-A	PCT	OFF-DEF-TOT	AVG	PF	A	AST/G	TO	BLK	STL	PTS	AVG
2020-21	18-17	540-30.0	61-170	.359	11-47	.234	56-78	.718	32-98-130	7.2	44	24	1.3	35	6	14	189	10.5
2021-22	27-26	786-29.1	101-226	.447	11-47	.234	43-71	.606	36-86-122	4.5	47	49	1.8	47	1	36	256	9.5
TOTALS	45-43	1328-29.5	162-396	.409	22-94	.234	99-149	.664	68-184-252	5.6	91	73	1.6	82	7	50	445	9.9



MCCRAY NOTEBOOK

- ◆ Played at Cal State Fullerton before transferring to Alabama State.
- ◆ Did not play against WKU (11/9/21).
- ◆ Scored a career-high eight points off the bench against Vanderbilt (11/10/21) in just nine minutes, before breaking that mark with 20 points off the bench against Iowa (11/18/21) in just 17 minutes.

2021-22 GAME-BY-GAME

Opponent	MIN	FG	FG%	3-PT	3PT%	FT	FT%	REB	AST	TO	BL	ST	PTS
Mobile													
at WKU													
at Vanderbilt	9	4-5	.800	0-0	.000	0-0	.000	0	0	1	0	1	8
at Missouri State	7	1-2	.500	0-1	.000	0-0	.000	1	1	1	0	0	2
at Iowa State													
at Iowa	17	8-12	.667	4-5	.800	0-0	.000	2	0	0	0	0	20
NC Central	9	2-5	.400	0-1	.000	0-0	.000	2	0	1	0	0	4
Tuskegee	20	7-9	.778	0-0	.000	1-2	.500	2	1	1	0	2	15
North Alabama	13	3-8	.375	0-0	.000	1-2	.500	5	0	1	0	0	7
at Dayton	13	3-6	.500	1-1	1.000	0-0	.000	3	0	0	0	0	7
Samford													
at Pepperdine	5	2-3	.667	0-0	.000	0-0	.000	0	0	0	0	0	4
at Texas													
at Texas Tech													
at MVSU	5	1-4	.250	0-0	.000	0-0	.000	2	0	0	0	0	2
at UAPB													
Jackson St.													
Alcorn State													
Alabama A&M													
at PVAMU	3	0-1	.000	0-0	.000	0-0	.000	0	0	1	0	0	0
at Texas Southern	20	5-12	.417	1-3	.333	4-5	.800	6	1	0	0	0	15
B-CU	13	4-9	.444	0-0	.000	0-0	.000	2	2	1	0	0	8
Florida A&M	7	3-8											
at Grambling St.													
at Southern													
UAPB													
MVSU													
at Florida A&M													
at B-CU													
at Alabama A&M													
Southern													
Grambling St.													

MISCELLANEOUS

	21-22	ASU CAREER
Double-Figure Points	3	3
Double-Figure Rebounds	--	--
Double-Doubles	--	--
5+ Assists	--	--
Led team in Points	2	2
Led team in Rebounds	--	--
Led team in Blocks	--	--
Led team in Assists	--	--

MCCRAY'S CAREER STATISTICS

Opponent	GP-GS	MIN-AVG	FG-A	PCT	3PT-A	PCT	FT-A	PCT	OFF-DEF-TOT	AVG	PF	A	AST/G	TO	BLK	STL	PTS	AVG
2020-21 (CSUF)	1-0	9-9.0	2-4	.500	0-0	.000	0-0	.000	0-0-0	0.0	2	0	0.0	1	0	0	4	4.0
2021-22	13-0	143-11.0	43-84	.512	6-12	.500	6-10	.600	12-16-28	2.2	8	5	0.4	7	0	3	98	7.5
TOTALS (ALST)	13-0	143-11.0	43-84	.512	6-12	.500	6-10	.600	12-18-28	2.2	8	5	0.4	7	0	3	98	7.5
TOTALS	14-0	153-10.9	45-88	.511	6-12	.500	6-10	.600	12-16-28	2.0	10	5	0.4	8	0	3	102	7.3



**22 - DARRELL REED**  
F /// 6-8 /// 211 /// FRESHMAN /// HS  
HAMMOND, IN (HAMMOND HS)

CAREER HIGHS

Points: -  
Field Goals: -  
Field Goals Attempted: -  
3-Pt Field Goals: -  
3-Pt Field Goals Attempted: -  
Free Throws: -  
Free Throws Attempted: -  
Rebounds: -  
Assists: -  
Steals: -  
Blocks: -  
Turnovers: -  
Minutes Played: -

MISCELLANEOUS

	21-22	ASU CAREER
Double-Figure Points	-	-
Double-Figure Rebounds	-	-
Double-Doubles	-	-
5+ Assists	-	-
Led team in Points	-	-
Led team in Rebounds	-	-
Led team in Blocks	-	-
Led team in Assists	-	-

REED NOTEBOOK


- ♦ Has not played this season due to preseason injury.

2021-22 GAME-BY-GAME

Opponent	MIN	FG	FG%	3-PT	3PT%	FT	FT%	REB	AST	TO	BL	ST	PTS
Mobile													
at WKU													
at Vanderbilt													
at Missouri St.													
at Iowa State													
at Iowa													
NC Central													
Tuskegee													
North Alabama													
at Dayton													
Samford													
at Pepperdine													
at Texas													
at Texas Tech													
at MVSU													
at UAPB													
Jackson St.													
Alcorn State													
Alabama A&M													
at PVAMU													
at Texas Southern													
vs. B-CU													
Florida A&M													
at Grambling St.													
at Southern													
UAPB													
MVSU													
at Florida A&M													
at B-CU													
at Alabama A&M													
Southern													
Grambling St.													

REED'S CAREER STATISTICS

Opponent	GP-GS	MIN-AVG	FG-A	PCT	3PT-A	PCT	FT-A	PCT	OFF-DEF-TOT	AVG	PF	A	AST/G	TO	BLK	STL	PTS	AVG
2021-22																		
TOTALS																		



23 - ASHTON MCCLELLAND

G /// 6-0 /// 153 /// R-SOPHOMORE /// TR  
HOUSTON, TX (TEXAS SOUTHERN)

CAREER HIGHS

Points: 9, vs. LeTourneau (12/11/20)  
Field Goals: 3, vs. LeTourneau (12/11/20)  
Field Goals Attempted: 7, three times  
3-Pt Field Goals: 2, at Iowa (11/18/21)  
3-Pt Field Goals Attempted: 5, three times  
Free Throws: 2, vs. LeTourneau (12/11/20)  
Free Throws Attempted: 3, vs. LeTourneau (12/11/20)  
Rebounds: 3, at Iowa (11/18/21)  
Assists: 2, at Dayton (12/1/21)  
Steals: 2, vs. Concordia (12/7/19)  
Blocks: 0, 32 times  
Turnovers: 1, five times  
Minutes Played: 18, vs. LeTourneau (12/11/20)

MISCELLANEOUS

	21-22	ASU CAREER
Double-Figure Points	--	--
Double-Figure Rebounds	--	--
Double-Doubles	--	--
5+ Assists	--	--
Led team in Points	--	--
Led team in Rebounds	--	--
Led team in Blocks	--	--
Led team in Assists	1	1

MCCLELLAND NOTEBOOK

- ◆ Transfer from Texas Southern.
- ◆ Came off the bench in the second half against Iowa (11/18/21) and scored six points on a pair of three-pointers.

2021-22 GAME-BY-GAME

Opponent	MIN	FG	FG%	3-PT	3PT%	FT	FT%	REB	AST	TO	BL	ST	PTS
Mobile													
at WKU													
at Vanderbilt													
at Missouri St.													
at Iowa State													
at Iowa	17	2-7	.286	2-5	.400	0-0	.000	3	1	0	0	1	6
NC Central													
Tuskegee	5	1-1	1.000	1-1	1.000	0-0	.000	0	0	1	0	0	3
North Alabama													
at Dayton	11	1-5	.200	1-4	.250	0-0	.000	1	2	0	0	0	3
Samford													
at Pepperdine													
at Texas													
at Texas Tech	3	0-0	.000	0-0	.000	0-0	.000	1	1	0	0	0	0
at MVSU	10	1-2	.500	1-2	.500	0-0	.000	1	0	1	0	0	3
at UAPB	8	1-2	.500	0-1	.000	0-0	.000	0	1	1	0	0	2
Jackson State	2	0-0	.000	0-0	.000	0-0	.000	0	0	0	0	0	0
Alcorn State	2	0-0	.000	0-0	.000	0-0	.000	0	0	0	0	0	0
Alabama A&M	4	0-0	.000	0-0	.000	0-0	.000	1	0	0	0	0	0
at PVAMU													
at Texas Southern													
vs. B-CU													
Florida A&M													
at Grambling St.													
at Southern													
UAPB													
MVSU	2	1-1	1.000	0-0	.000	0-0	.000	0	0	0	0	1	2
at Florida A&M													
at B-CU													
at Alabama A&M													
Southern													
Grambling St.													

MCCLELLAND'S CAREER STATISTICS

Opponent	GP-GS	MIN-AVG	FG-A	PCT	3PT-A	PCT	FT-A	PCT	OFF-DEF-TOT	AVG	PF	A	AST/G	TO	BLK	STL	PTS	AVG
2019-20 (TSU)	12-0	30-2.5	4-17	.235	3-12	.250	1-2	.500	0-1-1	0.1	2	0	0.0	1	0	2	12	1.0
2020-21 (TSU)	10-0	43-4.3	5-15	.333	2-11	.182	2-3	.667	0-5-5	0.5	5	1	0.1	1	0	2	14	1.4
2021-22	10-0	65-6.5	7-18	.389	5-13	.385	0-0	.000	2-5-7	0.7	9	5	0.5	3	0	2	19	1.9
TOTALS (ALST)	10-0	65-6.5	7-18	.389	5-13	.385	0-0	.000	2-5-7	0.7	9	5	0.5	3	0	2	19	1.9
TOTALS	32-0	140-4.4	16-50	.320	10-36	.278	3-5	.600	2-10-12	0.4	16	6	0.2	5	0	6	45	1.4



24 - ISAAH RANGE

6 /// 6-3 /// 215 /// SOPHOMORE /// TR  
CEDAR HILL, TX (TARLETON STATE)

CAREER HIGHS

Points: 21, vs. Cameron (2/8/20)  
Field Goals: 10, vs. Cameron (2/8/20)  
Field Goals Attempted: 16, vs. Cameron (2/8/20)  
3-Pt Field Goals: 3, vs. Alabama A&M (1/15/22)  
3-Pt Field Goals Attempted: 6, at WKU (11/9/21)  
Free Throws: 6, vs. Western New Mexico (1/18/20)  
Free Throws Attempted: 9, vs. W. New Mexico (1/18/20)  
Rebounds: 11, vs. St. Edward's (3/6/20)  
Assists: 4, three times  
Steals: 7, at Texas Southern (1/24/22)  
Blocks: 3, at Southern (2/7/22)  
Turnovers: 7, at Texas Tech (12/28/21)  
Minutes Played: 41, at Florida A&M (2/19/22)

MISCELLANEOUS

	21-22	ASU CAREER
Double-Figure Points	11	11
Double-Figure Rebounds	1	1
Double-Doubles	1	1
5+ Assists	-	-
Led team in Points	2	2
Led team in Rebounds	2	2
Led team in Blocks	3	3
Led team in Assists	2	2

RANGE NOTEBOOK

- ◆ Transfer from Tarleton State.
- ◆ Scored 14 points off the bench against WKU (11/9/21) and grabbed four rebounds.
- ◆ Recorded his first double-double against Iowa State (11/16/21) with 15 points and 10 rebounds.
- ◆ Recorded a career-high seven steals at Texas Southern (1/24/22).

2021-22 GAME-BY-GAME

Opponent	MIN	FG	FG%	3-PT	3PT%	FT	FT%	REB	AST	TO	BL	ST	PTS
Mobile	24	4-10	.400	2-5	.400	0-0	.000	5	3	4	0	0	10
at WKU	30	6-13	.462	2-6	.333	0-0	.000	4	2	6	1	0	14
at Vanderbilt	19	4-7	.571	1-2	.500	0-0	.000	3	2	2	0	2	9
at Missouri State	31	2-9	.222	1-4	.250	0-0	.000	6	0	6	0	2	5
at Iowa State	29	7-13	.538	0-3	.000	1-4	.250	10	3	5	0	1	15
at Iowa	14	1-2	.500	1-2	.500	0-0	.000	1	1	1	1	0	3
NC Central	34	5-10	.500	1-4	.250	0-0	.000	2	1	2	0	0	11
Tuskegee	13	4-5	.800	0-1	.000	1-1	1.000	2	1	3	1	0	9
North Alabama	32	4-12	.333	0-2	.000	1-3	.333	4	2	1	1	1	9
at Dayton	2	1-5	.200	0-2	.000	2-2	1.000	2	2	2	0	0	4
Samford	30	3-7	.429	1-3	.333	2-2	1.000	9	2	1	1	1	9
at Pepperdine	31	4-11	.364	1-2	.500	0-1	.000	7	1	1	0	1	9
at Texas	19	2-3	.667	0-0	.000	0-0	.000	2	0	1	0	1	4
at Texas Tech	20	0-3	.000	0-2	.000	0-0	.000	5	1	7	0	1	0
at MVSU	38	7-11	.636	2-4	.500	0-0	.000	8	2	0	1	0	16
at UAPB	31	4-9	.444	1-3	.333	0-0	.000	4	2	2	1	2	9
Jackson State	23	4-8	.500	0-2	.000	2-3	.667	3	0	0	1	2	10
Alcorn State													
Alabama A&M	30	4-10	.400	3-5	.600	0-0	.000	4	1	1	1	0	11
at PVAMU	25	5-11	.455	2-5	.400	3-4	.750	6	1	2	0	0	15
at Texas Southern	34	6-11	.545	0-2	.000	1-2	.500	2	2	1	7	0	13
B-CU	27	2-7	.286	0-2	.000	0-0	.000	2	1	0	0	1	4
Florida A&M	26	3-9	.333	2-4	.500	0-2	.000	2	0	1	0	0	8
at Grambling St.	28	2-6	.333	0-2	.000	2-2	1.000	3	2	1	0	2	5
at Southern	30	8-15	.533	2-5	.400	1-2	.500	6	0	2	3	2	19
UAPB	26	4-5	.800	0-0	.000	0-2	.000	0	2	0	0	0	8
MVSU	31	4-10	.400	1-4	.250	5-7	.714	4	2	2	0	1	14
at Florida A&M	41	3-13	.231	1-4	.250	2-4	.500	3	1	2	0	5	9
at B-CU													
at Alabama A&M													
Southern													
Grambling St.													

RANGE'S CAREER STATISTICS

Opponent	GP-GS	MIN-AVG	FG-A	PCT	3PT-A	PCT	FT-A	PCT	OFF-DEF-TOT	AVG	PF	A	AST/G	TO	BLK	STL	PTS	AVG
2019-20 (TARL)	30-20	711-23.7	117-237	.494	19-74	.257	28-53	.528	29-84-113	3.8	33	28	0.9	46	5	26	281	9.4
2021-22	26-20	722-27.8	99-225	.440	22-75	.293	23-41	.561	22-82-104	4.0	51	36	1.4	54	13	31	243	9.3
TOTALS (ALST)	26-20	722-27.8	99-225	.440	22-75	.293	23-41	.561	22-82-104	4.0	51	36	1.4	54	13	31	243	9.3
TOTALS	56-40	1432-25.6	216-462	.468	41-149	.275	51-94	.543	51-166-217	2.9	84	64	1.1	100	18	57	524	9.4



STATISTICS (EXCLUDES EXHIBITION GAMES)



2021-22 Alabama St. Men's Basketball  
Season Box Score  
All games

Page 1/1  
as of Feb 20, 2022

Game Records

Record	Overall	Home	Away	Neutral
ALL GAMES	7-20	4-6	2-14	1-0
CONFERENCE	5-9	2-4	2-5	1-0
NON-CONFERENCE	2-11	2-2	0-9	0-0

Team Box Score

No.	Player				Total		3-Point		F-Throw		Rebounds											
		GP-GS	MIN	AVG	FG-FGA	FG%	3FG-3FGA	3FG%	FT-FTA	FT%	OFF	DEF	TOT	AVG	PF	DQ	A	TO	BLK	STL	PTS	AVG
0	YOUNG, Trace	16-14	418:28	26.2	67-165	.406	25-81	.309	30-38	.789	9	72	81	5.1	30	0	21	46	13	12	189	11.8
3	LIDDELL, Gerald	22-17	589:27	26.8	73-180	.406	15-41	.366	50-78	.641	27	77	104	4.7	72	5	36	41	18	23	211	9.6
20	STRAWBRIDGE, Kenny	27-26	786:16	29.1	101-226	.447	11-47	.234	43-71	.606	36	86	122	4.5	47	0	49	47	1	36	256	9.5
24	RANGE, Isaiah	26-20	721:42	27.8	99-225	.440	22-75	.293	23-41	.561	22	82	104	4.0	51	0	36	54	13	31	243	9.3
5	REYNA, Juan	23-10	488:00	21.2	61-145	.421	38-91	.418	36-39	.923	8	31	39	1.7	37	0	22	35	1	7	196	8.5
2	O'NEAL, Jordan	26-17	631:50	24.3	73-145	.503	0-3	.000	58-99	.586	50	79	129	5.0	82	4	25	46	31	19	204	7.8
14	MCCRAY, Christian	13-0	142:54	11.0	43-84	.512	6-12	.500	6-10	.600	12	16	28	2.2	8	0	5	7	0	3	98	7.5
4	CLARK, E.J.	25-15	473:27	18.9	48-125	.384	21-44	.477	59-73	.808	8	33	41	1.6	46	0	46	29	1	17	176	7.0
1	JACKSON, DJ	22-10	472:29	21.5	27-87	.310	8-28	.286	29-45	.644	14	40	54	2.5	36	1	54	39	0	28	91	4.1
15	STEWART, Kevion	13-0	114:47	8.8	12-49	.245	9-37	.243	10-12	.833	2	8	10	0.8	17	1	3	6	0	6	43	3.3
11	MITCHELL, Jayme	22-2	258:30	11.7	24-52	.462	5-22	.227	14-23	.609	5	27	32	1.5	27	0	12	17	5	10	67	3.0
10	BARBER, Michael	24-4	273:07	11.4	15-37	.405	0-3	.000	27-37	.730	24	39	63	2.6	29	0	8	16	9	14	57	2.4
23	MCCLELLAND, Ashton	10-0	65:19	6.5	7-18	.389	5-13	.385	0-0	.000	2	5	7	0.7	9	0	5	3	0	2	19	1.9
13	CLARK, Kareem	3-0	13:44	4.6	0-2	.000	0-0	.000	1-2	.500	0	2	2	0.7	0	0	2	1	0	0	1	0.3
Team											67	44	111					27				
Total		27	5450		650-1540	.422	165-497	.332	386-568	.680	286	641	927	34.3	491	11	324	414	92	208	1851	68.6
Opponents		27	5450		716-1631	.439	210-639	.329	390-536	.728	331	686	1017	37.7	477	14	397	392	109	201	2032	75.3

Score by Periods

Team	1st	2nd	OT	TOT
Alabama St.	804	1026	21	1851
Opponents	948	1066	18	2032

## STATISTICS (EXCLUDES EXHIBITION GAMES)



2021-22 Alabama St. Men's Basketball  
Overall Team Statistics  
All games

Page 1/1  
as of Feb 20, 2022

## Team Statistics

	ALST	OPP
<b>Scoring</b>	<b>1851</b>	<b>2032</b>
Points per game	68.6	75.3
Scoring margin	-6.7	-
<b>Field goals-att</b>	<b>650-1540</b>	<b>716-1631</b>
Field goal pct	.422	.439
<b>3 point fg-att</b>	<b>165-497</b>	<b>210-639</b>
3-point FG pct	.332	.329
3-pt FG made per game	6.1	7.8
<b>Free throws-att</b>	<b>386-568</b>	<b>390-536</b>
Free throw pct	.680	.728
F-Throws made per game	14.3	14.4
<b>Rebounds</b>	<b>927</b>	<b>1017</b>
Rebounds per game	34.3	37.7
Rebounding margin	-3.3	-
<b>Assists</b>	<b>324</b>	<b>397</b>
Assists per game	12.0	14.7
<b>Turnovers</b>	<b>414</b>	<b>392</b>
Turnovers per game	15.3	14.5
Turnover margin	-0.8	-
Assist/turnover ratio	0.8	1.0
<b>Steals</b>	<b>208</b>	<b>201</b>
Steals per game	7.7	7.4
<b>Blocks</b>	<b>92</b>	<b>109</b>
Blocks per game	3.4	4.0
<b>Winning streak</b>	<b>0</b>	<b>-</b>
Home win streak	0	-
<b>Attendance</b>	<b>8231</b>	<b>84428</b>
Home games-Avg/Game	10-823	16-5277
Neutral site-Avg/Game	-	1-1310

## Score by Periods

Team	1st	2nd	OT	TOT
Alabama St.	804	1026	21	1851
Opponents	948	1066	18	2032

2021-22 GAME-BY-GAME STATISTICS (EXCLUDES EXHIBITION GAMES)

Opponent	Date	Score	w/l	fgm/a	pct	3fg/a	pct	ftm/a	pct	off-def-tot	avg	ast	to	blk	stl	pts	avg
Alabama State at WKU	11.9.21	74-79	L	28-58 28-84	.483 .438	9-22 6-19	.409 .316	9-11 17-30	.818 .567	8-29-37 14-23-37	37.0 37.0	14 13	23 17	5 4	6 9	74 79	74.0 79.0
Alabama State at Vanderbilt	11.10.21	72-91	L	26-52 29-64	.500 .453	6-19 8-28	.316 .286	14-17 25-33	.824 .758	6-22-28 17-21-38	32.5 37.5	7 17	24 15	5 3	8 11	72 91	73.0 85.0
Alabama State at Missouri State	11.13.21	60-78	L	24-62 27-63	.387 .429	4-19 8-30	.211 .267	8-12 16-19	.667 .842	9-24-33 13-31-44	32.7 39.7	6 13	16 14	4 7	7 9	60 78	68.7 82.7
Alabama State at Iowa State	11.16.21	60-68	L	25-57 26-70	.439 .371	4-15 1-20	.267 .050	6-12 15-19	.500 .789	12-32-44 13-23-36	35.5 38.8	10 13	23 8	7 6	6 12	60 68	66.5 79.0
Alabama State at Iowa State	11.18.21	82-108	L	29-59 38-73	.492 .521	11-24 20-44	.458 .455	13-19 12-16	.684 .750	7-20-27 18-26-44	33.8 39.8	17 28	14 10	2 2	8 7	82 108	69.6 84.8
North Carolina Central at Alabama State	11.20.21	80-74	W	27-71 27-62	.380 .435	4-25 7-20	.160 .350	16-25 19-28	.640 .679	10-23-33 14-31-45	38.7 35.7	11 14	16 19	2 5	7 9	74 80	83.0 71.3
Tuskegee at Alabama State	11.22.21	91-65	W	24-57 31-58	.421 .534	6-26 7-17	.231 .412	11-21 22-38	.524 .579	9-21-30 11-29-40	37.4 36.3	9 19	21 14	3 4	10 12	65 91	80.4 74.1
North Alabama at Alabama State	11.28.21	69-81	L	28-63 25-60	.444 .417	14-28 1-8	.500 .125	11-14 18-26	.786 .692	10-20-30 15-23-38	37.4 36.0	16 5	13 18	5 5	2 6	81 69	82.7 71.0
Alabama State at Dayton	12.1.21	54-93	L	19-54 30-63	.352 .476	5-17 10-21	.294 .476	11-15 23-27	.733 .852	10-20-30 15-28-43	35.3 38.1	13 16	17 8	5 2	1 10	54 93	68.9 84.0
Samford at Alabama State	12.8.21	64-74	L	26-68 21-65	.382 .323	7-28 4-32	.250 .125	15-23 18-25	.652 .720	20-34-54 12-27-39	39.9 35.7	11 8	20 14	4 7	8 10	74 64	82.9 68.3
Alabama State at Pepperdine	12.11.21	62-79	L	24-65 29-55	.369 .527	4-16 10-24	.250 .417	10-17 11-15	.588 .733	12-21-33 8-33-41	35.4 40.0	9 21	12 18	0 8	9 5	62 79	67.7 82.5
Alabama State at Texas	12.22.21	48-68	L	18-49 24-57	.367 .421	5-15 7-24	.333 .292	7-11 13-14	.636 .929	7-21-28 13-24-37	34.7 39.7	6 13	20 12	3 7	9 10	48 68	65.9 81.2
Alabama State at Texas Tech	12.28.21	53-75	L	18-51 29-57	.353 .509	8-27 9-27	.296 .333	9-14 8-12	.643 .667	9-21-30 8-29-37	34.3 39.5	8 19	23 18	2 4	11 15	53 75	64.8 80.7
Alabama State at Mississippi Valley State	1.3.22	84-75	W	29-54 26-58	.537 .448	7-13 13-27	.538 .481	19-28 10-19	.679 .526	9-30-39 8-21-29	34.7 38.7	17 16	13 14	1 4	7 5	84 75	66.3 80.2
Alabama State at Mississippi Valley State	1.5.22	68-70	L	27-55 22-54	.491 .407	7-19 8-22	.368 .364	7-14 18-20	.500 .900	12-21-33 13-19-32	34.6 38.2	14 14	15 10	2 2	8 13	68 70	66.4 79.5
Jackson State at Alabama State	1.8.22	72-57	W	17-55 20-45	.309 .444	2-21 2-8	.095 .250	21-26 30-36	.808 .833	15-22-37 7-23-30	38.1 34.3	8 11	15 11	5 3	4 8	57 72	78.0 66.8
Alcorn State at Alabama State	1.10.22	60-70	L	23-44 19-56	.523 .339	9-15 6-16	.600 .375	15-18 16-24	.833 .667	4-31-35 12-20-32	37.9 34.1	15 14	20 13	5 2	8 8	70 60	77.5 66.4
Alabama AGM at Alabama State	1.15.22	59-55	W	21-62 20-54	.339 .370	3-17 7-19	.176 .368	10-13 12-15	.769 .800	13-16-29 18-29-47	37.4 34.9	12 9	8 18	5 5	5 5	55 59	76.2 65.9
Alabama State at Prairie View AGM	1.22.22	67-70	L	24-64 24-57	.375 .421	9-23 11-23	.391 .478	10-13 11-16	.769 .688	7-25-32 10-32-42	34.7 37.7	17 19	11 17	6 5	6 3	67 70	66.0 75.8
Alabama State at Texas Southern	1.24.22	66-73	L	25-62 28-64	.403 .438	5-22 4-24	.227 .167	11-17 13-23	.647 .565	5-26-31 15-33-48	34.5 38.2	12 16	8 15	2 4	11 5	66 73	66.0 75.7
Bethune-Cookman at Alabama State	1.29.22	79-73	W	26-51 29-60	.510 .483	6-13 6-15	.462 .400	15-19 15-20	.789 .750	9-23-32 11-17-28	37.9 34.2	12 15	16 10	1 3	5 6	73 79	75.6 66.7
Florida AGM at Alabama State	1.31.22	65-66	L	24-52 21-59	.462 .356	5-17 7-21	.294 .333	13-19 16-23	.684 .696	12-24-36 18-21-39	37.8 34.4	13 11	11 8	3 3	2 3	66 65	75.1 66.6
Alabama State at Grambling State	2.5.22	80-72	W	26-56 26-71	.464 .366	9-16 8-31	.563 .258	19-26 12-14	.731 .857	11-29-40 16-24-40	34.7 37.9	13 10	18 16	3 3	11 10	80 72	67.2 75.0
Alabama State at Southern	2.7.22	58-72	L	19-52 26-70	.365 .371	7-22 6-25	.318 .240	13-21 14-18	.619 .778	10-21-31 18-25-43	34.5 38.1	11 13	18 14	6 4	7 11	58 72	66.8 74.8
UAPB at Alabama State	2.12.22	70-75	L	27-60 24-48	.450 .500	5-19 6-14	.263 .429	16-22 16-30	.727 .533	16-29-45 5-21-26	38.4 34.2	7 15	13 12	4 1	4 7	75 70	74.8 66.9
Mississippi Valley State at Alabama State	2.14.22	71-85	L	30-55 27-62	.545 .435	14-25 4-23	.560 .174	11-16 13-18	.688 .722	8-24-32 13-19-32	38.2 34.1	21 17	13 9	3 1	5 8	85 71	75.2 67.1
Alabama State at Florida AGM	2.19.22	83-86	L	25-61 31-53	.410 .585	8-15 6-16	.533 .375	25-38 18-25	.658 .720	16-19-35 6-27-33	34.1 38.0	12 21	13 20	0 4	12 6	83 86	67.7 75.7
Total				619-1482	.418	158-480	.329	364-530	.687	275-612-887	34.1	305	400	88	196	1760	67.7
Opponenets				692-1574	.440	204-613	.333	379-515	.736	322-665-987	38.0	388	371	106	191	1967	75.7

2021-22 GAME-BY-GAME STATISTICS (EXCLUDES EXHIBITION GAME AGAINST MOBILE)

ALABAMA STATE GAME HIGHS

Points	91	vs. Tuskegee (11/22/2021)
Field Goals Made	31	vs. Tuskegee (11/22/2021)
Field Goal Attempts	65	at Pepperdine (12/11/2021)
		vs. Samford (12/8/2021)
Field Goal Percentage	.537 (29-54)	at Mississippi Valley State (11/3/2022)
3-Point Field Goals Made	11	at Iowa (11/18/2021)
3-Point Field Goals Attempted	32	vs. Samford (12/8/2021)
3-Point Field Goal Percentage	.563 (9-16)	at Grambling State (2/5/2022)
Free Throws Made	30	vs. Jackson State (1/8/2022)
Free Throw Attempts	38	at Florida A&M (2/19/2022)
		vs. Tuskegee (11/22/2021)
Free Throw Percentage	.833 (30-36)	vs. Jackson State (1/8/2022)
Rebounds	47	vs. Alabama A&M (1/15/2022)
Assists	19	vs. Tuskegee (11/22/2021)
Steals	12	at Fliorida A&M (2/19/2022)
		vs. Tuskegee (11/22/2021)
Blocks	7	vs. Samford (12/8/2021)
		at Iowa State (11/16/2021)
Turnovers	24	at Vanderbilt (11/10/2021)
Fouls	27	at WKU (11/9/2021)

OPPONENT GAME HIGHS

Points	108	Iowa (11/18/2021)
Field Goals Made	38	Iowa (11/18/2021)
Field Goal Attempts	73	Iowa (11/18/2021)
Field Goal Percentage	.585 (31-53)	Florida A&M (2/19/2022)
3-Point Field Goals Made	20	Iowa (11/18/2021)
3-Point Field Goals Attempted	44	Iowa (11/18/2021)
3-Point Field Goal Percentage	.600 (9-15)	Alcorn State (1/10/2022)
Free Throws Made	25	Vanderbilt (11/10/2021)
Free Throw Attempts	33	Vanderbilt (11/10/2021)
Free Throw Percentage	.852 (23-27)	Dayton (12/1/2021)
Rebounds	54	Samford (12/8/2021)
Assists	28	Iowa (11/18/2021)
Steals	15	Texas Tech (12/28/2021)
Blocks	8	Pepperdine (12/11/2021)
Turnovers	21	Tuskegee (11/22/2021)
Fouls	26	Florida A&M (2/19/2022)

ALABAMA STATE INDIVIDUAL GAME HIGHS

Points	29	Trace Young vs. Florida A&M (1/31/2022)
Field Goals Made	11	Kenny Strawbridge at MVSU (1/3/2022)
Field Goal Attempts	17	Gerald Liddell vs. North Carolina Central (11/20/2021)
Field Goal Percentage	1.000 (5-5)	Jayme Mitchell at UAPB (1/5/2022)
3-Point Field Goals Made	4	Juan Reyna at Florida A&M (2/19/2022)
		Juan Reyna at Grambling State (2/5/2022)
		Trace Young vs. Florida A&M (1/31/2022)
		E.J. Clark at UAPB (1/5/2022)
		Kenny Strawbridge at MVSU (1/3/2022)
		Trace Young at Texas Tech (12/28/2021)
		Juan Reyna vs. North Carolina Central (11/20/2021)
		Christian McCray at Iowa (11/18/2021)
3-Point Field Goals Attempted	11	Juan Reyna vs. Samford (12/8/2021)
3-Point Field Goal Percentage	1.000 (2-2)	E.J. Clark at Grambling State (2/4/2022)
	1.000 (2-2)	E.J. Clark vs. Bethune-Cookman (1/29/2022)
	1.000 (2-2)	E.J. Clark vs. Alabama A&M (1/5/2022)
	1.000 (2-2)	Gerald Liddell at WKU (11/9/2021)
Free Throws Made	11	Kenny Strawbridge vs. Jackson State (1/8/2022)
Free Throw Attempts	12	Jordan O'Neal vs. North Carolina Central (11/20/2021)
Free Throw Percentage	1.000 (11-11)	Kenny Strawbridge vs. Jackson State (1/8/2022)
	1.000 (8-8)	E.J. Clark vs. UAPB (2/12/2022)
	1.000 (8-8)	E.J. Clark vs. Jackson State (1/8/2022)
	1.000 (7-7)	Juan Reyna at Grambling State (2/5/2022)
	1.000 (6-6)	Juan Reyna at WKU (11/9/2021)
	1.000 (5-5)	E.J. Clark at Grambling State (2/5/2022)
	1.000 (4-4)	Juan Reyna, at Southern (2/7/2022)
	1.000 (4-4)	DJ Jackson at MVSU (1/3/2022)
	1.000 (4-4)	Juan Reyna vs. Samford (12/8/2021)
	1.000 (4-4)	Jayme Mitchell at Vanderbilt (11/10/2021)
	1.000 (3-3)	Juan Reyna vs. North Alabama (11/28/2021)
	1.000 (3-3)	Trace Young at Iowa (11/18/2021)
Rebounds	14	Jordan O'Neal vs. North Carolina Cental (11/20/2021)
Assists	7	E.J. Clark at MVSU (1/2/2022)
Steals	7	Isaiah Range at Texas Southern (1/24/2022)
Blocks	4	Jordan O'Neal vs. Alabama A&M (1/15/2022)
		Gerald Liddell vs. Samford (12/8/2021)
		Jordan O'Neal at Dayton (12/1/2021)
		Gerald Liddell vs. North Carolina Central (11/20/2021)
Turnovers	8	Trace Young at Texas (12/22/2021)
Fouls	5	11 players tied at

OPPONENT INDIVIDUAL GAME HIGHS

Points	31	Isiaih Mosley, Missouri State (11/13/2021)
Field Goals Made	12	M.J. Randolph, Florida A&M (2/19/2022)
		Isiaih Mosley, Missouri State (11/13/2021)
Field Goal Attempts	22	Devin Booker, Tuslkegee (11/22/2021)
		Randy Miller, Jr., North Carolina Central (11/20/2021)
		Isiaih Mosley, Missouri State (11/13/2021)
Field Goal Percentage	1.000 (5-5)	John Walker III, Texas Southern (1/24/2022)
3-Point Field Goals Made	8	Jeremiah Gambrell, PVAMU (1/22/2022)
3-Point Field Goals Attempted	13	Jeremiah Gambrell, PVAMU (1/22/2022)
3-Point Field Goal Percentage	1.000 (2-2)	David McCoy, Mississippi Valley St. (2/14/2022)
	1.000 (2-2)	Lenell Henry, Alcorn State (1/10/2022)
	1.000 (2-2)	Sardaar Calhoun, Texas Tech (12/28/2021)
	1.000 (2-2)	Joe Toussaint, Iowa (11/18/2021)
	1.000 (2-2)	Sherman Brashear, WKU (11/9/2021)
Free Throws Made	10	Marcus Garrett, B-CU (1/29/2022)
Free Throw Attempts	13	Marcus Garrett, B-CU (1/29/2022)
Free Throw Percentage	1.000 (8-8)	Chance Moore, Jackson State (1/8/2022)
	1.000 (8-8)	Malachi Smith, Dayton (12/1/2021)
	1.000 (7-7)	Shawn Williams, UAPB (1/5/2022)
	1.000 (4-4)	Terrance Lewis, Jackson State (1/8/2022)
	1.000 (4-4)	Timmy Allen, Texas (12/22/2021)
	1.000 (3-3)	Tyrone Lyons, Southern (2/7/2022)
	1.000 (3-3)	Isiaih Mosley, Missouri State (11/13/2021)
Rebounds	16	Brison Gresham, Texas Southern (1/24/2022)
Assists	11	Joe Toussaint, Iowa (11/18/2021)
Steals	6	Shawndarius Cowart, Grambling State (2/5/2022)
Blocks	5	Gaige Prim, Missouri State (11/13/2021)
Turnovers	7	two players tied
Fouls	5	14 players tied

## GAME RECAPS

## GAME 1 (EXHIBTION)

**Alabama State 72, Mobile 47**  
**November 4, 2021**

**MOBILE, Ala.** | Alabama State used a balanced scoring attack to pull away from Mobile 72-47 in an exhibition contest at the Dunn-Oliver Acadome on Thursday night.


The Hornets had four players in double figures led by Trace Young (Owensboro, Ky.) and Jordan O'Neal (Mobile, Ala.) with 12 points each in the win. Young finished with a team-high seven rebounds and four steals in his first game in a Hornets uniform, while O'Neal finished with six rebounds and a pair of blocked shots.

Meanwhile, Isaiah Range (Cedar Hill, Texas) and Michael Barber (Jackson, Miss.) each added 10 points for Alabama State, with Barber collecting seven rebounds. Range added five rebounds and three assists in the win.

Alabama State shot 55.2 (16-of-29) percent from the floor in the second half to pull away from the Rams who had drawn to within 12 at the break. They ended the night shooting 50.9 (28-of-55) percent from the floor and 25.0 (4-of-16) percent from beyond the arc, while hitting 75.0 (12-of-16) percent from the free throw line.

The Hornets won every statistical category apart from second chance points (14-13), outrebounding Mobile 45-30 and added a 19-2 advantage on fast break points. The largest lead of the night for Alabama State was 27 with 9:11 remaining in the game, while went on a 12-0 scoring run midway through the first half to widen the margin.

Mobile was led by Sage McKenna with 14 points on the night.



Official Basketball Box Score - Final

Mobile at Alabama St.

11/04/21 2021 OHSAA Academic Monitoring

2021 OHSAA Academic Monitoring

Game Date: 11/04/21

Game Duration: 1:59

Attendance: 37

Officials: Thomas Dean Frazier, Quentin Jackson, Tony Matthews

Records: 4-2

Record: 0-0

MO - Home		FG	FG %	3P	3P %	FT	FT %	Rebounds	Fouls	PF	AS	TS	TS %	Blocks	BLK	SA	SA %					
1	Tajae McInnis	P	27	46	6.6	15.2	4	4	8	2	1	16	2	0	0	0	20					
2	Tadarius Mares	P	26	24	23	40.0	0	0	2	2	0	0	0	0	0	0	14					
3	Travis Johnson	P	25	19	22	40.0	0	0	1	1	0	0	0	0	0	0	14					
4	Logan Fouts	P	23	15	6.7	0.0	0	12	2	4	6	1	2	2	0	0	20					
5	Dary Jefferson	SG	23	26	15	15.4	0	2	0	0	3	1	2	3	1	2	3					
6	Dakimius Jones	SG	14	21	22	10.0	12	2	2	0	0	0	0	0	0	0	15					
7	Joshua Williams	PF	24	14	26	0.0	0	3	3	1	4	3	0	0	0	0	2					
8	Trent Mays	PF	22	28	10	0.0	12	2	1	2	0	0	0	0	0	0	12					
9	LaMar Knight	PF	15	41	37	0.0	0	1	1	0	0	0	0	0	0	0	1					
10	Calvin Wright	OG	09	49	0.1	0.0	0	2	0	0	0	0	0	0	0	0	4					
Team												<div> <div>Shooting By Period</div> <div> <div>1st</div> <div>2nd</div> <div>3rd</div> <div>4th</div> </div> <div> <div>FG</div> <div>FG %</div> <div>3P</div> <div>3P %</div> <div>FT</div> <div>FT %</div> </div> </div>										
Totals											19	61	52	41.1	12	28	30	10.3	43	15	6	25

Alabama St. - 72

Record: 0-0

MO - Home		FG	FG %	3P	3P %	FT	FT %	Rebounds	Fouls	PF	AS	TS	TS %	Blocks	BLK	SA	SA %						
0	Travis Young	P	27	23	9	14.4	1	2	1	6	7	2	1	2	6	4	3	1					
1	Jordan Ornel	P	25	00	0.0	44.0	0	4	3	3	6	1	2	2	0	0	0						
2	Adrian Lottel	P	23	39	3	0.1	24.2	2	2	2	2	4	4	0	0	2	2						
3	E.J. Clark	SG	19	13	6	0.0	13.1	0	2	0	3	1	1	4	2	0	0						
4	Kenny Stroudberg	SG	17	21	3	0.0	12.2	5	1	0	0	2	2	3	0	0	6						
5	Joan Rivers	PF	18	12	2	0.0	11.1	0	0	0	0	0	0	0	0	0	12						
6	Isaac Strange	PF	24	28	4	0.0	15	0	4	5	1	0	0	0	0	0	22						
7	D.J. Jackson	PF	14	58	2	0.0	10	0	0	0	0	0	0	0	0	0	16						
8	Michael Barber	PF	16	24	4	0.0	22.5	7	0	0	0	1	0	1	0	0	11						
9	James Mitchell	OG	03	06	0	0.0	0	0	0	0	0	0	0	0	0	0	2						
Team												<div> <div>Shooting By Period</div> <div> <div>1st</div> <div>2nd</div> <div>3rd</div> <div>4th</div> </div> <div> <div>FG</div> <div>FG %</div> <div>3P</div> <div>3P %</div> <div>FT</div> <div>FT %</div> </div> </div>											
Totals											28	65	46	11.6	10	35	45	13	70	12	14	6	25

Technical Fouls: NONE

UMOB <th>1st</th> <th>2nd</th> <th>3rd</th> <th>4th</th> <th>OT</th> <th>UMOB <th>1st</th> <th>2nd</th> <th>3rd</th> <th>4th</th> <th>OT</th> </th>		1st	2nd	3rd	4th	OT	UMOB <th>1st</th> <th>2nd</th> <th>3rd</th> <th>4th</th> <th>OT</th>	1st	2nd	3rd	4th	OT
Biggest Lead	2	11	20	20	27	27	27	27	27	27	27	27
Best Scoring Run	8	11	6	10	12	11	10	10	12	12	12	10
Points in Paint	20	20	20	20	20	20	20	20	20	20	20	20
Fast Breaks	2	19	19	19	19	19	19	19	19	19	19	19
Timeouts	0	0	0	0	0	0	0	0	0	0	0	0
Time with Lead	00:00	39:17	39:17	39:17	39:17	39:17	39:17	39:17	39:17	39:17	39:17	39:17

Technical Fouls: NONE

## GAME 2

**WKU 79, Alabama State 74**  
**November 9, 2021**


**BOWLING GREEN, Ky.** | Trace Young (Owensboro, Ky.) narrowly missed a double-double at E.A. Diddle Arena on Tuesday night, but it wasn't enough to overcome a late Western Kentucky run as the Hilltoppers were able to escape with a 79-74 victory.

Young finished with a game-high 23 points on 56.3 (9-of-16) percent shooting from the floor and grabbed nine rebounds in his debut for Alabama State, pacing three players in double figures for the Hornets. Juan Reyna (San Antonio, Texas) added 16 points in his collegiate debut, while Isaiah Range (Cedar Hill, Texas) added 14 points off the bench for the Hornets.

Alabama State (0-1) jumped ahead early and after WKU (1-0) tied the game at 5-all with 16:23 to play in the first half, they led until late in the second half. The Hilltoppers were able to take their first lead of the game with 4:02 remaining on one of their 17 free throws (out of 30 attempts) gave them a 64-63 lead. They were able to push the lead to seven (70-63) with 90 seconds to play before Alabama State trimmed it to four a pair of times.

The Hornets trimmed the lead to 75-72 with 21 seconds remaining on a pair of free throws by Reyna, one of nine (out of 11 attempts) by the Hornets. After WKU was able to extend the lead to 77-72, Alabama State answered with another two free throws by Reyna to get the deficit to 77-74 with nine seconds remaining before the Hilltoppers were able to put it away at the line.

Alabama State finished the night shooting 48.3 (28-of-58) percent from the floor and 40.9 (9-of-22) percent from beyond the arc, while WKU connected on 43.8 (28-of-64) percent from the floor and 31.6 (6-of-19) percent from beyond the arc.



Official Basketball Schedule - Final
Alabama St. at Western Ky.
11/05/24 EA, Delta Area, Bowling Green
2024-25 Season - Finalized

Game Date: 11/20/24
Game Location: COT
Attendance: 121

Report to: WKU

Official: Mike Mullen, James Hogg, Gary Trent

Alabama St. - 74

Report to: 61

NO. Name	pts	FG	3P	FT	Rebounds	Fouls	TP	AST	STL	BLK	Shooting by Period
0 Tracey Young	38	10/23	5/18	3/2	0	9	9	3	23	1	15.1   11.0   0.4
2 Jamarion Clark	19	8/20	3/4	9/9	2	2	4	5	3	0	17.0   15.1   46.4%
3 Grant Lobell	21	25/34	2/5	2/2	9/0	1	7	8	0	0	37.5   6.12   41.7%
4 E.J. Clark	06	03/03	0/0	0/0	0	0	0	0	0	0	FTS: 1.52   0.00%
10 Mickey Brantley	08	4/8	1/1	1/1	2	2	4	3	0	0	2 <sup>nd</sup> FGM: 13/27 - 48.1%
40 Isiah Remy	30	10/13	6/13	2/6	0/0	4	4	3	0	0	FTS: 1.52   40.00%
10 Keanan Brantley	08	0/1	0/1	0/1	1	1	1	1	0	0	FTS: 8.0   38.0%
5 Jason Remy	22	4/8	2/6	5/6	0/1	1	2	2	16	0	GM FGM: 26/48 - 68.8%
14 CJ Jackson	11	0/2	0/0	0/0	0	1	1	2	0	0	FTS: 5.22   43.3%
11 Jaymes Mobley	01	0/1	0/0	0/0	0	0	0	0	0	0	FTS: 1.11   81.0%
Team					3	2	5	0	0	0	Exact Best Rebound: 1 - 0
Totals		28/58	9/22	6/11	6	20	37	27	72	14	23   15   5   4   2

Technical Fouls: NONE

Western Ky. - 79

Report to: 18

NO. Name	pts	FG	3P	FT	Rebounds	Fouls	TP	AST	STL	BLK	Shooting by Period
11 Jaylen Ruff	22	8/10	2/3	2/2	2	1	4	12	0	0	17.0   24.0   20.0%
3 Jamar Hamilton	36	15/25	7/12	3/6	4/6	1	1	4	3	2	37.5   3.10   30.0%
4 Josh Anderson	04	0/4	0/1	0/1	0	0	0	0	0	0	2 <sup>nd</sup> FGM: 13/27 - 48.1%
14 Luke McMillan	08	2/6	0/1	1/2	0	1	1	2	0	0	FTS: 15.02   39.4%
20 Dayton McPherson	21	5/11	1/4	1/1	4	5	0	0	19	6	FTS: 14.50   70%
5 Noah Henderson	06	0/4	0/0	0/0	0	1	1	0	0	0	GM FGM: 26/44 - 59.1%
13 Sherman Brantley	08	0/2	0/2	0/0	0	2	1	6	0	0	FTS: 6.10   31.6%
23 Jamarion Shupe	02	0/0	0/0	0/0	4	2	4	0	0	0	FTS: 17.30   56.7%
Team					3	3	6	0	0	0	Exact Best Rebound: 1 - 0
Totals		28/54	9/22	6/11	14	23	37	12	7	2	23   15   4   4   2

Technical Fouls: Number 2 - 0/0

Biggest Lead

Best Scoring Half

Best Scoring Quarter

Lead Changes

Time Used

Time with Lead

ASU

WKU

Points from Turnovers

Points from 2nd Chance

Fast Breaks

Bench

ASU

WKU

Points by Period

Points by Period

Points by Period

Points by Period

ASU

WKU

Points by Period

Points by Period

Points by Period

Points by Period

ASU

WKU

Points by Period

Points by Period

Points by Period

Points by Period

ASU

WKU

Points by Period

Points by Period

Points by Period

Points by Period

ASU

WKU

Points by Period

Points by Period

Points by Period

Points by Period

ASU

WKU

Points by Period

Points by Period

Points by Period

Points by Period

ASU

WKU

Points by Period

Points by Period

Points by Period

Points by Period

ASU

WKU

Points by Period

Points by Period

Points by Period

Points by Period

ASU

WKU

Points by Period

Points by Period

Points by Period

Points by Period

ASU

WKU

Points by Period

Points by Period

Points by Period

Points by Period

ASU

WKU

Points by Period

Points by Period

Points by Period

Points by Period

ASU

WKU

Points by Period

Points by Period

Points by Period

Points by Period

ASU

WKU

Points by Period

Points by Period

Points by Period

Points by Period

ASU

WKU

Points by Period

Points by Period

Points by Period

Points by Period

ASU

WKU

Points by Period

Points by Period

Points by Period

Points by Period

ASU

WKU

Points by Period

Points by Period

Points by Period

Points by Period

ASU

WKU

Points by Period

Points by Period

Points by Period

Points by Period

ASU

WKU

Points by Period

Points by Period

Points by Period

Points by Period

ASU

WKU

Points by Period

Points by Period

Points by Period

Points by Period

ASU

WKU

Points by Period

Points by Period

Points by Period

Points by Period

ASU

WKU

Points by Period

Points by Period

Points by Period

Points by Period

ASU

WKU

Points by Period

Points by Period

Points by Period

Points by Period

ASU

WKU

Points by Period

Points by Period

Points by Period

Points by Period

ASU

WKU

Points by Period

Points by Period

Points by Period

Points by Period

ASU

WKU

Points by Period

Points by Period

Points by Period

Points by Period

ASU

WKU

Points by Period

Points by Period

Points by Period

Points by Period

ASU

WKU

Points by Period

Points by Period

Points by Period

Points by Period

ASU

WKU

Points by Period

Points by Period

Points by Period

Points by Period

ASU

WKU

Points by Period

Points by Period

Points by Period

Points by Period

ASU

WKU

Points by Period

Points by Period

Points by Period

Points by Period

ASU

WKU

Points by Period

Points by Period

Points by Period

Points by Period

ASU

WKU

Points by Period

Points by Period

Points by Period

Points by Period

ASU

WKU

Points by Period

Points by Period

Points by Period

Points by Period

ASU

WKU

Points by Period

Points by Period

Points by Period

Points by Period

ASU

WKU

Points by Period

Points by Period

Points by Period

Points by Period

ASU

WKU

Points by Period

Points by Period

Points by Period

Points by Period

ASU

WKU

Points by Period

Points by Period

Points by Period

Points by Period

ASU

WKU

Points by Period

Points by Period

Points by Period

Points by Period

ASU

WKU

Points by Period

Points by Period

Points by Period

Points by Period

ASU

WKU

Points by Period

Points by Period

Points by Period

Points by Period

ASU

WKU

Points by Period

Points by Period

Points by Period

Points by Period

ASU

WKU

Points by Period

Points by Period

Points by Period

Points by Period

ASU

WKU

Points by Period

Points by Period

Points by Period

Points by Period

ASU

WKU

Points by Period

Points by Period

Points by Period

Points by Period

ASU

WKU

Points by Period

Points by Period

Points by Period

Points by Period

ASU

WKU

Points by Period

Points by Period

Points by Period

Points by Period

ASU

WKU

Points by Period

Points by Period

Points by Period

Points by Period

ASU

WKU

Points by Period

Points by Period

Points by Period

Points by Period

ASU

WKU

Points by Period

Points by Period

Points by Period

Points by Period

ASU

WKU

Points by Period

Points by Period

Points by Period

Points by Period

ASU

WKU

Points by Period

Points by Period

Points by Period

Points by Period

ASU

WKU

Points by Period

Points by Period

Points by Period

Points by Period

ASU

WKU

Points by Period

Points by Period

Points by Period

Points by Period

ASU

WKU

Points by Period

Points by Period

Points by Period

Points by Period

ASU

WKU

Points by Period

Points by Period

Points by Period

Points by Period

ASU

WKU

Points by Period

Points by Period

Points by Period

Points by Period

ASU

WKU

Points by Period

Points by Period

Points by Period

Points by Period

ASU

WKU

Points by Period

Points by Period

Points by Period

Points by Period

ASU

WKU

Points by Period

Points by Period

Points by Period

Points by Period

ASU

WKU

Points by Period

Points by Period

Points by Period

Points by Period

ASU

WKU

Points by Period

Points by Period

Points by Period

Points by Period

ASU

WKU

Points by Period

Points by Period

Points by Period

Points by Period

ASU

WKU

Points by Period

Points by Period

Points by Period

Points by Period

AS

## GAME 3

**Vanderbilt 91, Alabama State 72**  
**November 10, 2021**

**NASHVILLE, Tenn.** | Despite shooting 50 percent from the floor Wednesday night, Alabama State couldn't withstand a pair of runs by Vanderbilt falling to the Commodores 91-72 on Wednesday night.

Alabama State (0-2), playing their second road game in as many days, outshot the Commodores from the floor despite taking eight less shots on the night. The Hornets hit 50 (26-of-52) percent from the floor and 31.6 (6-of-19) percent from beyond the arc.

They also connected on 82.4 (14-of-17) percent from the free throw line, but it was the turnovers and a big first half run that put room between the two teams. Alabama State was forced into 24 turnovers and gave up a 10-0 run early in the first, scored all by Myles Stute to extend the Commodores lead to 22-12 with 10:31 remaining in the first half.

The Hornets battled back but Vanderbilt (1-0) pushed the lead to 15 at the break and Alabama State was unable to recover.

Trace Young (Owensboro, Ky.) led Alabama State with 11 points, while Jordan O'Neal (Mobile, Ala.) and Juan Reyna (San Antonio, Texas) added 10 in the loss. Isaiah Range (Cedar Hill, Texas) added nine off the bench, while Jayme Mitchell (Jackson, Miss.) and Christian McCray (Las Vegas, Nev.) added eight each.

Jordan Wright led Vanderbilt with 16 points, while Jamaine Mann recorded a double-double with 15 points and 10 rebounds. Scotty Pippen, Jr. added 15 and Stute 13 in the win. Vanderbilt finished the night shooting 45.3 (29-of-64) percent from the floor and 28.6 (8-of-28) percent from beyond the arc.

Official Basketball Scorebook - Final  
Alabama St. vs Vanderbilt  
11/20/2015 Memorial Gymnasium, Nashville  
10:01 AM - North Basketball

Game Time: 20:00 PM  
Game Duration: 2:00 Minutes  
Game Status: Final

Officials: Dave Davis, K.R. Barlow, Chris Lewis

Alabama St.: 72

Record: 0-2

NO.	NAME	Min	FG	3P	FT	Rebounds	Assists	TPS	ASTs	Blocks	a/r
						(off / tot)					
1	Tyrese Young	34:52	2-4	5-6	1-1	10 / 37	3	1	1	3	0
2	Dakota Johnson	24:22	9-9	0-0	1-1	4 / 5	4	1	10	0	1
3	Marvell Lewis	17:47	0-1	0-0	0-0	1 / 1	0	0	0	0	0
1	Justin Chiles	14:58	0-2	0-1	0-0	1 / 0	1	0	3	0	1
2	Kennya Brown	17:47	0-1	0-0	0-0	1 / 1	0	0	0	0	0
5	Justin Rayna	20:00	4-7	2-4	0-0	3 / 3	1	0	1	3	0
40	Isaiah Ramey	14:07	1-2	0-0	0-0	3 / 3	0	0	9	2	0
10	Shawntel Blalock	06:52	0-0	0-0	0-0	2 / 2	0	0	0	0	0
4	E.J. Clark	10:14	0-0	0-0	0-0	0 / 0	1	0	0	1	0
10	Devin Stewart	10:14	0-0	0-0	0-0	0 / 0	0	0	0	0	0
21	Christian McCray	18:42	0-5	0-0	0-0	1 / 0	0	0	8	0	0
10	Jasmine Mitchell	18:42	0-1	0-1	4-4	4 / 4	0	0	3	1	0
10	Team	00:00	0-0	0-0	0-0	0 / 0	0	0	0	0	0
<b>Totals</b>		<b>20:00</b>	<b>23</b>	<b>19</b>	<b>14</b>	<b>77</b>	<b>22</b>	<b>24</b>	<b>34</b>	<b>7</b>	<b>3</b>

Shooting By Period	
1st FGD	33.00 - 40.0%
3PT%	41.00 - 48.0%
FT%	71.00 - 87.5%
2nd FGD	30.00 - 36.3%
3PT%	29.00 - 22.2%
FT%	75.00 - 77.8%
3rd FGD	50.00 - 50.0%
3PT%	50.00 - 31.8%
FT%	84.71 - 82.4%
Overall Best Performance: 2.0	

Vanderbilt: 51

Record: 1-0

NO.	NAME	Min	FG	3P	FT	Rebounds	Assists	TPS	ASTs	Blocks	a/r
						(off / tot)					
10	Myles Sells	19:59	5-7	0-0	1-2	3 / 2	0	13	0	0	1
20	Myles Sells	19:59	5-7	0-0	1-2	3 / 2	0	13	0	0	1
1	Tyrese Young	15:53	2-4	0-0	0-0	1 / 4	1	0	1	1	0
2	Scotty Pippin Jr.	0:38	0-1	0-0	0-0	2 / 2	0	1	0	0	1
4	Justin Wright	23:56	1-1	0-0	3-5	2 / 4	2	4	16	3	0
5	Shane Decker	13:41	0-1	0-0	0-0	1 / 1	0	0	0	0	0
12	Trayon Morgan	15:43	0-0	0-0	0-0	3 / 4	0	1	0	3	0
15	Trenton Frank	25:52	2-6	0-1	1-2	3 / 5	1	1	5	0	0
12	Trayon Morgan	15:43	0-0	0-0	0-0	3 / 4	0	1	0	3	0
1	Playton Daniels	11:25	3-6	2-4	0-0	2 / 2	1	0	8	2	0
1	Diego Gonzalez	07:17	0-1	0-0	0-0	0 / 0	0	0	0	0	0
20	Drew Walker	06:52	0-1	0-0	0-0	1 / 1	0	0	0	0	0
20	Graham Cantor	04:21	0-1	0-0	0-0	0 / 0	0	0	0	0	0
10	Team	00:00	0-1	0-0	0-0	0 / 0	0	0	0	0	0
<b>Totals</b>		<b>20:00</b>	<b>24</b>	<b>10</b>	<b>23</b>	<b>33</b>	<b>17</b>	<b>37</b>	<b>34</b>	<b>9</b>	<b>3</b>

Shooting By Period	
1st FGD	50.00 - 40.0%
3PT%	41.00 - 28.6%
FT%	41.00 - 66.7%



GAME RECAPS

GAME 4  
Missouri State 78, Alabama State 60  
November 13, 2021

SPRINGFIELD, Mo. | Gerald Liddell (Cibola, Texas) led four players in double figures for Alabama State as the Hornets dropped their third consecutive road game to open the season, falling to Missouri State 78-60 at JQH Arena on Saturday night.

Liddell finished the night 14 points on 6-of-13 shooting from the floor and picked up three steals, while Kenny Strawbridge (Rockford, Ill.) finished with 12 points on 5-of-10 shooting from the floor with a pair of blocked shots. Jordan O'Neal (Mobile, Ala.) chipped in with 11 points and a pair of blocked shots.

Juan Reyna (San Antonio, Texas) scored in double figures for the third consecutive game, adding 10 points with a pair of three-pointers for the Hornets who finished the night shooting 38.7 (24-of-62) percent from the floor. They also shot 21.1 (4-of-19) percent from beyond the arc and 66.7 (8-fo-12) percent from the free throw line.

Meanwhile, Isiah Mosley led Missouri State (1-1) with 31 points on 12-of-22 shooting from the floor, while Gaige Prim finished with a double-double scoring 11 points and grabbing 14 rebounds.

Missouri State shot 42.9 (27-of-63) percent from the floor and 26.7 (8-of-30) percent from beyond the arc, while also shooting 84.2 (16-of-19) percent from the free throw line.

Official Basketball Box Score - Final  
Alabama St. at Missouri St.  
11/13/21 JQH Arena, Springfield  
2021-22 Hornets Seasonal

Game Time: 1:00 PM  
Game Duration: 1:00  
Attendance: 1,000

Official Game Ball: Adidas, Flyer, Spike, Spike

Alabama St. - 60

Record: 0-3

NO. Name	Min	FG	3P	FT	Rebounds	Fouls	TP	AS	ST	Blocks	pts
0 Trace Young	22:28	0-4	1-2	0-0	3	3	1	1	2	0	2
2 Jordan O'Neal	22:28	5-9	0-0	1-2	1	3	4	1	1	1	12
5 Juan Reyna	31:51	4-9	2-5	0-0	5	2	2	1	1	1	10
20 Kenny Strawbridge	31:55	5-10	0-1	2-3	2	2	3	4	12	1	13
24 Isaiah Range	31:21	2-9	1-4	0-0	0	6	3	3	14	1	6
3 Gerald Liddell	30:13	6-15	0-2	2-3	1	2	3	4	3	14	11
10 Michael Barber	16:35	0-0	0-0	2-2	0	0	1	1	2	0	0
11 Jayme Mitchell	10:27	0-2	0-1	0-0	0	1	1	2	0	0	0
14 Christian McCray	06:32	1-2	0-1	0-1	0	1	0	0	2	1	1
15 Kenyon Stewart	05:03	1-4	1-2	0-0	1	1	0	0	2	0	0
Total		2	7	0	0	1	0	1	0	0	1
Total	34:42	4-15	0-2	2-3	24	33	22	12	45	8	15

Missouri St. - 76

Record: 1-1

NO. Name	Min	FG	3P	FT	Rebounds	Fouls	TP	AS	ST	Blocks	pts
5 Donovan Clay	7:30	3-10	0-2	0-0	4	4	1	1	0	0	3
14 Gaige Prim	31:45	4-6	0-0	3-5	4	15	14	2	8	1	1
0 Demarcus Sharp	33:58	1-4	0-2	2-2	1	2	0	3	4	1	1
1 Isaiah Mosley	32:14	5-12	4-15	2-3	1	4	5	2	4	1	1
4 Ja'Monte Black	23:05	1-2	0-1	2-3	3	3	2	3	1	1	2
33 Dawson Capper	08:15	1-2	0-0	2-2	1	2	3	2	3	0	0
14 Kenyon Stewart	21:27	0-4	0-3	2-2	1	3	1	1	1	1	0
25 Lylayne Patterson	12:21	1-3	0-2	0-0	0	0	0	2	0	0	0
2 Joseph Henry	12:10	0-0	0-0	2-2	2	2	2	0	2	2	0
Total		2	7	0	0	1	0	1	0	0	1
Total	27:43	8-30	15-19	13-14	44	12	22	75	13	14	9

Shooting By Period

1st FGM 16.0% 51.6%

2nd FGM 16.0% 51.6%

3rd FGM 16.0% 51.6%

4th FGM 16.0% 51.6%

5th FGM 16.0% 51.6%

6th FGM 16.0% 51.6%

7th FGM 16.0% 51.6%

8th FGM 16.0% 51.6%

9th FGM 16.0% 51.6%

10th FGM 16.0% 51.6%

11th FGM 16.0% 51.6%

12th FGM 16.0% 51.6%

13th FGM 16.0% 51.6%

14th FGM 16.0% 51.6%

15th FGM 16.0% 51.6%

16th FGM 16.0% 51.6%

17th FGM 16.0% 51.6%

18th FGM 16.0% 51.6%

19th FGM 16.0% 51.6%

20th FGM 16.0% 51.6%

21st FGM 16.0% 51.6%

22nd FGM 16.0% 51.6%

23rd FGM 16.0% 51.6%

24th FGM 16.0% 51.6%

25th FGM 16.0% 51.6%

26th FGM 16.0% 51.6%

27th FGM 16.0% 51.6%

28th FGM 16.0% 51.6%

29th FGM 16.0% 51.6%

30th FGM 16.0% 51.6%

31st FGM 16.0% 51.6%

32nd FGM 16.0% 51.6%

33rd FGM 16.0% 51.6%

34th FGM 16.0% 51.6%

35th FGM 16.0% 51.6%

36th FGM 16.0% 51.6%

37th FGM 16.0% 51.6%

38th FGM 16.0% 51.6%

39th FGM 16.0% 51.6%

40th FGM 16.0% 51.6%

41st FGM 16.0% 51.6%

42nd FGM 16.0% 51.6%

43rd FGM 16.0% 51.6%

44th FGM 16.0% 51.6%

45th FGM 16.0% 51.6%

46th FGM 16.0% 51.6%

47th FGM 16.0% 51.6%

48th FGM 16.0% 51.6%

49th FGM 16.0% 51.6%

50th FGM 16.0% 51.6%

51st FGM 16.0% 51.6%

52nd FGM 16.0% 51.6%

53rd FGM 16.0% 51.6%

54th FGM 16.0% 51.6%

55th FGM 16.0% 51.6%

56th FGM 16.0% 51.6%

57th FGM 16.0% 51.6%

58th FGM 16.0% 51.6%

59th FGM 16.0% 51.6%

60th FGM 16.0% 51.6%

61st FGM 16.0% 51.6%

62nd FGM 16.0% 51.6%

63rd FGM 16.0% 51.6%

64th FGM 16.0% 51.6%

65th FGM 16.0% 51.6%

66th FGM 16.0% 51.6%

67th FGM 16.0% 51.6%

68th FGM 16.0% 51.6%

69th FGM 16.0% 51.6%

70th FGM 16.0% 51.6%



















NATIONAL RANKINGS									
Associated Press			Ferris Mowers Coaches Poll			College Insiders Mid-Major Poll			
Team	Record	Pts	Team	Record	Pts	Team	Record	Pts	
1 Gonzaga (56)	21-1	1,496	1 Gonzaga	21-2	798	1 Gonzaga (31)	21-2	775	
2 Auburn (4)	23-2	1,413	2 Auburn	23-2	734	2 Murray State	24-2	739	
3 Arizona	22-2	1,370	3 Kentucky	21-4	731	3 South Dakota State	23-4	682	
4 Kentucky	21-4	1,350	4 Arizona	22-2	725	4 Toledo	20-5	636	
5 Purdue	22-4	1,163	5 Duke	21-4	631	5 Loyola Chicago	19-5	614	
6 Kansas	20-4	1,151	6 Kansas	20-4	603	6 Chattanooga	22-5	603	
7 Baylor	21-4	1,148	7 Purdue	22-4	596	7 Saint Mary's	20-6	577	
8 Providence	21-2	1,093	8 Baylor	21-4	583	8 Vermont	20-4	543	
9 Duke	21-4	1,073	9 Providence	21-2	577	9 Ohio	21-4	509	
10 Villanova	19-6	911	10 Villanova	19-6	475	10 Jona	20-5	499	
11 Texas Tech	19-6	858	11 Texas Tech	19-6	451	11 San Francisco	21-6	485	
12 Illinois	18-6	778	12 Illinois	18-6	441	12 Belmont	22-5	447	
13 UCLA	17-5	711	13 Tennessee	18-6	360	13 New Mexico State	20-4	402	
14 Houston	20-4	700	14 UCLA	17-5	358	14 BYU	19-8	380	
15 Wisconsin	19-5	631	15 Houston	20-4	351	15 Cleveland State	18-6	285	
16 Tennessee	18-6	595	16 Wisconsin	19-5	328	16 Wagner	17-3	272	
17 Southern California	21-4	554	17 Southern California	21-4	288	17 Montana State	20-5	241	
18 Ohio State	15-6	503	18 Ohio St.	15-6	278	18 Oakland	18-8	227	
19 Michigan State	18-6	485	19 Michigan St	18-6	244	19 Missouri State	19-8	223	
20 Texas	18-7	410	20 Texas	18-7	170	20 Towson	19-7	122	
21 Murray State	24-2	290	21 Murray St.	24-2	105	21 Drake	17-9	116	
22 Wyoming	21-3	190	22 Wyoming	21-3	94	22 Morehead State	19-8	114	
23 Arkansas	19-6	158	23 Marquette	16-9	87	23 UNCW	17-7	79	
24 UConn	17-7	112	24 Connecticut	17-7	68	24 Santa Clara	17-9	64	
25 Alabama	16-9	80	24 Arkansas	19-6	68	25 Longwood	18-6	63	
RECEIVING VOTES: Marquette 77, Xavier 51, Colorado State 29, Saint Mary's 22, LSU 18, Iowa 17, Notre Dame 17, SMU 14, Rutgers 10, Virginia 4, Miami (FL) 3, Boise State 3, Toledo 3, South Dakota State 3, Belmont 2, San Francisco 2, Vermont 1, Wake Forest 1.			RECEIVING VOTES: Alabama 55, Saint Mary's 45, Colorado St. 33, Xavier 20, Notre Dame 18, Wake Forest 16, Miami-Florida 14, Louisiana State 8, Southern Methodist 7, Loyola-Chicago 7, Seton Hall 6, Rutgers 6, Boise St. 6, Davidson 4, San Francisco 3, North Carolina 2, Iowa State 2, Iowa 2, Texas Christian 1, Missouri St. 1.			RECEIVING VOTES: Liberty 56, Seattle 36, Weber State 31, Grand Canyon 30, Northern Iowa 27, Bradley 25, Yale 23, Norfolk State 22, Princeton 20, Hofstra 14, Jacksonville State 14, Texas State 13, Akron 13, Navy 10, Winthrop 9, Buffalo 8, Utah Valley 8, Furman 7, Monmouth 6, Boston University 4, Long Beach State 4, Oral Roberts 4, Kent State 4, Troy 3, UC Irvine 3, North Dakota State 2, South Alabama 2, Jacksonville 1, Siena 1.			

THE WEEK AHEAD

Monday	Tuesday	Wednesday	Thursday	Friday	Saturday	Sunday
at B-CU 9 pm (ET) ESPNU	OFF DAY	Practice 5 am - 7 am	Practice 5 am - 7 am	TRAVEL DAY	at AAMU 4 pm	Practice TBA
POST GAME	by request only	by request only	by request only	by request only	POST GAME	by request only
21	22	23	24	25	26	27

POSTGAME INTERVIEWS

Head coach Mo Williams and selected student-athletes will be available to the media via Zoom following all home games, and selected road games upon request. Any requests for additional coaches or student-athletes not selected may be made to Travis Jarome (tjarome@alasu.edu) any point during or immediately after the game.

GAME NOTES

Game notes for all games are available on the men's basketball page on the official athletics website at [BamaStatesports.com](http://BamaStatesports.com).

CREDENTIALS

Credentials for covering Alabama State's 2021-22 men's basketball can be obtained by following the credential requests guidelines on [BamaStateSports.com](http://BamaStateSports.com). If you have any questions, you can email Director of Athletic Strategic Communications, Travis Jarome at [tjarome@alasu.edu](mailto:tjarome@alasu.edu).

DISTRIBUTION LIST

To be added to the Alabama State Athletics media distribution list, email your media outlet and email addresses to Director of Athletic Strategic Communications, Travis Jarome at [tjarome@alasu.edu](mailto:tjarome@alasu.edu). All outlets on the distribution list will receive PDFs of the box score and play by play, as well as notes and quotes following each game.



## RADIO / TELEVISION ROSTER



0 • TRACE YOUNG  
F • 6-8 • 83 • Jr. - JC  
Owensboro, Kentucky



1 • DJ JACKSON  
G • 6-1 • 165 • Fr. - 1L  
San Bernardino, California



2 • JORDAN O'NEAL  
F • 6-7 • 197 • So. - 1L  
Mobile, Alabama



3 • GERALD LIDDELL  
F • 6-8 • 203 • Jr. - TR  
Cibola, Texas



4 • E.J. CLARK  
G • 5-11 • 165 • Jr. - 1L  
Dallas, Texas



5 • JUAN REYNA  
G • 6-2 • 182 • Fr. - HS  
San Antonio, Texas



10 • MICHAEL BARBER  
F • 6-8 • 212 • So. - JC  
Jackson, Mississippi



11 • JAYME MITCHELL  
G • 6-5 • 187 • Fr. - HS  
Jackson, Mississippi



12 • MALIK SMILEY  
G • 6-4 • 165 • R-Fr. - 1L  
Birmingham, Alabama



13 • KAREEM CLARK  
G • 6-3 • 191 • Jr. - JC  
Sacramento, California



15 • KEVON STEWART  
G • 6-3 • 183 • Sr. - 2L  
Memphis, Tennessee




20 • KENNY STRAWBRIDGE  
G • 6-6 • 202 • R-So. - 1L  
Rockford, Illinois



21 • CHRISTIAN MCCRAY  
G • 6-6 • 171 • Jr. - TR  
Las Vegas, Nevada



22 • DARRELL REED  
F • 6-8 • 211 • Fr. - HS  
Hammond, Indiana



23 • ASHTON MCCLELLAND  
G • 6-0 • 153 • R-So. - TR  
Houston, Texas



40 • ISAAH RANGE  
G • 6-3 • 215 • So. - TR  
Cedar Hill, Texas



MO WILLIAMS  
Head Coach  
Second Season



TREY JOHNSON  
Associate Head Coach  
Second Season



TYRONE LEVETT  
Assistant Coach  
Fourth Season



KEITH WILLIAMS  
Assistant Coach  
Second Season