



# ALABAMA STATE BASKETBALL

## 2001, 2004, 2009, 2011 SWAC CHAMPIONS | 7 NCAA POSTSEASONS



### GAME 14

NR/NR **ALABAMA STATE** (2-11, 1-0 SWAC) vs. NR/NR **UAPB** (2-12, 0-1 SWAC)

January 5, 2022 /// 7:30 pm /// Watch: UAPB Sports Network

Pine Bluff, Ark. /// H.O. Clemmons Arena (4,100) /// Social Media: @BamaStateMBB | @BamaStateSports /// #SWARMAS1

## MEDIA INFORMATION

TV: UAPB Sports Network

MBB Social Media: @BamaStateMBB | #STATEofMind

Athletics Social Media: @BamaStateSports | #STATEofMind

All-Time Series: Alabama State leads 31-19

Montgomery: 16-7

Pine Bluff: 14-10

Neutral Site: 1-2

Williams' Era: 1-1

Last Time vs. UAPB: def. UAPB, 73-67 (2/6/21)

All-time games vs. SWAC: 746

All-time vs. SWAC: 407-338 (.546)

## 2021-22 SCHEDULE & RESULTS

DATE	ASU	OPP	OPPONENT	TV	TIME
N4	-	-	MOBILE^		W, 72-47
N9	-	-	at WKU	ESPN3	L, 74-79
N10	-	-	at Vanderbilt	SECN+	L, 72-91
N13	-	-	at Missouri State	ESPN3	L, 60-78
N16	-	-	at Iowa State	ESPN3	L, 60-68
N18	-	RV/RV	at Iowa	B10N	L, 82-108
N20	-	-	NC CENTRAL		W, 80-74
N22	-	-	TUSKEGEE^		W, 91-65
N28	-	-	NORTH ALABAMA		L, 69-81
D1	-	-	at Dayton	ESPN+	L, 54-93
D8	-	-	SAMFORD		L, 64-74
D11	-	-	at Pepperdine	WCC	L, 62-79
D15	-	4/3	at UCLA	Pac12	ppd-COVID
D21	-	-	at Memphis	ESPN+	ppd-COVID
D22	-	17/16	at Texas	ESPN+	L, 48-68
D28	-	25/25	at Texas Tech	ESPN+	L, 53-75
J3	-	-	at MVSU*		W, 84-75
J5	-	-	at UAPB*		5:30 pm
J8	-	-	JACKSON STATE*		4:30 pm
J10	-	-	ALCORN STATE*		8 pm
J15	-	-	ALABAMA A&M*		4:30 pm
J22	-	-	at PVAMU*		5:30 pm
J24	-	-	at Texas Southern*		7:30 pm
J29	-	-	vs. Bethune-Cookman*		7 pm
J31	-	-	FLORIDA A&M*		8 pm
F5	-	-	at Grambling State*		2:30 pm
F7	-	-	at Southern*		7:30 pm
F12	-	-	UAPB*		4:30 pm
F14	-	-	MVSU*		8 pm
F19	-	-	at Florida A&M*		4 pm (ET)
F21	-	-	at Bethune-Cookman*	ESPNU	8 pm
F26	-	-	at Alabama A&M*		TBA
M3	-	-	SOUTHERN*		8 pm
M5	-	-	GRAMBLING STATE*		4:30 pm

\* - SWAC Game

^ - Exhibition Game

## STORY LINES

- Alabama State ended a 15-game road losing streak, and a six-game losing streak, with their win over Mississippi Valley State on Monday night. The Hornets used four players in double figures with career-highs from **Kenny Strawbridge** and **E.J. Clark**, who combined for 41 points in the win.
- Alabama State had just eight players available for the game at Mississippi Valley State.
- Alabama State head coach **Mo Williams** missed the last three games and will miss tonight's game due to the birth of his son with wife Antonia, and associate head coach **Trey Johnson** has taken over the helm going 1-2.
- Alabama State leads the all-time series with UAPB 31-19, including winning 14 of the 24 games played here in Pine Bluff. The Hornets look get back on the winning track after dropping their last game in H.O. Clemmons Arena (January 9, 2021).
- Alabama State freshman **Juan Reyna** leads the team with seven double figure games this season, and has connected on all 17 of his free throw attempts to open the 2021-22 season.
- The Hornets were picked to finish eighth in the preseason poll on a vote from the league's head coaches and sports information directors with 125 total votes. They were just behind Alcorn State (128) in seventh and Florida A&M (138) in sixth. The top five included Texas Southern (237), Prairie View A&M (204), Jackson State (202), Grambling State (168), and Southern (167).
- Alabama State has a strong Jackson connection with coaches **Mo Williams** and **Trey Johnson**. But it doesn't stop there as Director of Operations **Dana Johnson** is a Tiger alum, and two players have ties - **Michael Barber** and **Jayme Mitchell**. It is the second season for Williams and Johnson leading the Alabama State program.
- Alabama State last made the NCAA Tournament in 2011, losing to UTSA in the opening round. They also made the tournament in 2001, 2004 and 2009.

## PROJECTED STARTERS

#	NAME	POS	HT	WT	YR-EXP	HOMETOWN	PPG	RPG	APG
1	DJ Jackson	G	6-2	165	Fr.-1L	San Bernardino, Calif.	3.8	1.9	1.9
2	Jordan O'Neal	F	6-7	197	So.-1L	Mobile, Ala.	8.2	5.0	0.5
4	E.J. Clark	G	5-11	165	Jr.-1L	Dallas, Texas	4.0	0.6	1.2
20	Kenny Strawbridge	G	6-6	202	R-So.-1L	Rockford, Ill.	9.5	4.5	1.7
24	Isaiah Range	G	6-3	215	So.-TR	Cedar Hill, Texas	8.3	4.8	1.5

## OFF THE BENCH

#	NAME	POS	HT	WT	YR-EXP	HOMETOWN	PPG	RPG	APG
1	Trace Young	F	6-8	183	Jr.-TR	Owensboro, Ky.	9.6	4.1	1.1
3	Gerald Liddell	F	6-8	203	Jr.-TR	Cibola, Texas	11.7	4.8	1.8
5	Juan Reyna	G	6-2	182	Fr.-HS	San Antonio, Texas	7.8	2.0	1.0
10	Michael Barber	F	6-8	212	So.-TR	Jackson, Miss.	2.2	3.8	0.3
11	Jayme Mitchell	G	6-5	187	Fr.-HS	Jackson, Miss.	2.8	1.7	0.4
12	Malik Smiley	G	6-4	180	R-Fr.-RS	Birmingham, Ala.	—	—	—
13	Kareem Clark	G	6-3	185	Jr.-TR	Sacramento, Calif.	0.0	0.0	0.0
14	Christian McCray	G	6-6	171	Jr.-TR	Las Vegas, Nev.	6.8	1.9	0.1
15	Kevion Stewart	G	6-3	183	R-Sr.-2L	Memphis, Tenn.	3.0	0.8	0.3
22	Darrell Reed	F	6-8	211	Fr.-HS	Hammond, Ind.	—	—	—
23	Ashton McClelland	G	6-0	153	R-So.-TR	Houston, Texas	3.0	1.5	1.0

## ALABAMA STATE ATHLETIC STRATEGIC COMMUNICATIONS

Director (Contact): Travis Jarome

Phone (office): (334) 229.2601

Phone (cell): (334) 294.1475

Email: [tjarome@alasu.edu](mailto:tjarome@alasu.edu)

Personal Twitter: @Travis\_Jarome

Athletics Twitter: @BamaStateSports

Assistant Director: Jordan Benson

Phone (office): (334) 229.2635

Phone (cell): (356) 698-3311

Email: [jbenson@alasu.edu](mailto:jbenson@alasu.edu)

PRONUNCIATIONS

Gerald Liddell	Gerald LUH-Deil
Malik Smiley	MUH-leak Smiley
Kareem Clark	KUH-rheem Clark
Kevion Stewart	KEE-vee-yon Stewart

PARTICIPATION (INCLUDES EXHIBITIONS)

PLAYER	GP	GS
Michael Barber	13	1
E.J. Clark	13	3
Kareem Clark	2	0
DJ Jackson	11	5
Gerald Liddell	14	11
Ashton McClelland	5	0
Christian McCray	9	0
Jayme Mitchell	12	2
Jordan O'Neal	14	11
Isaiah Range	15	8
Darrell Reed	-	-
Juan Reyna	14	10
Malik Smiley	-	-
Kevion Stewart	9	0
Kenny Strawbridge	15	15
Trace Young	9	8

ALABAMA STATE IN THE POLLS

WEEK	W/L	AP	COACHES
Preseason	0-0	NR	NR
Week 1	0-3	NR	NR
Week 2	1-6	NR	NR
Week 3	1-7	NR	NR
Week 4	1-9	NR	NR
Week 5	1-10	NR	NR

QUICK HITS ...

- Alabama State head coach **Mo Williams** played his collegiate basketball at the University of Alabama. He was named The Sporting News Freshman of the Year, and led the Crimson Tide to their only number one ranking in school history.
- Assistant coach **Trey Johnson** played at a pair of Southwestern Athletic Conference (SWAC) schools during his playing career, finishing 10th in the nation in scoring during his junior season at 23.5 points per game and was named First Team All-SWAC. After declaring for the 2006 NBA Draft, Johnson returned to school and was named the Preseason SWAC Player of the Year and Preseason All-American. During his senior season, he set a single season record for points in a single game, points per game average (27.1), free throws made, and free throws attempted. He finished his career as a member of the 1,000-point club with 1,698 career points - placing in the top 10 in school history in just 2 seasons at JSU. Johnson also led Jackson State to 21 wins and the SWAC Tournament, earning Tournament MVP honors and was named the SWAC Player of the Year.
- Both Williams and Johnson played with two of the greats from the National Basketball Association (NBA) during their professional careers. Both played with LeBron James, while Johnson had the opportunity to play with Kobe Bryant during his time with the Los Angeles Lakers.
- Alabama State completed a five game road swing to open the season with all five games shown nationally. The first four were shown on the ESPN platform on either ESPN3, ESPN+, or the SEC Network, while the Iowa game was on the Big Ten Network.

ALABAMA STATE RETURNS FIVE WITH SIGNIFICANT PLAYING TIME ...

- The Hornets return six players who saw significant playing time in 2020-21 including second-leading scorer **Kenny Strawbridge** (Rockford, Ill.) who averaged 10.5 points and 7.2 rebounds per game, earning Second Team Preseason All-SWAC.
- They also return **Kevion Stewart** (Memphis, Tenn.) who averaged 8.2 points per game, while **Jordan O'Neal** (Mobile, Ala.) returns after averaging 5.8 points, 4.8 rebounds and a team-high 23 blocked shots. Meanwhile, **E.J. Clark** (Dallas, Texas) averaged 5.8 points per game and **DJ Jackson** (San Bernardino, Calif.) at 4.4 points per game.

SEVERAL NEWCOMERS DOT THE HORNETS ROSTER THIS YEAR...

- Several newcomers highlight this year's roster including a handful of transfers starting with **Trace Young** (Owensboro, Ky.) who sat out last season. The junior averaged 9.8 points per game two seasons ago at John A. Logan College after averaging 6.8 points at Wyoming as a freshman. He is joined by **Michael Barber** (Jackson, Miss.) who averaged 12.5 points and 7.1 rebounds per game at SW Mississippi after playing a year at Howard.
- Christian McCray** (Las Vegas, Nev.) will add a scoring punch after he transferred over last season from Cal State Fullerton, and is joined by **Gerald Liddell** (Cibolo, Texas) who transferred in from Texas averaging 4.4 points per game. The Hornets added two more transfers in **Ashton McClelland** (Houston, Texas) from Texas Southern and **Isaiah Range** (Cedar Hill, Texas) from

2021-22 ALABAMA STATE BASKETBALL ROSTER

#	NAME	POS	HT	WT	YR-EXP	HOMETOWN/PREVIOUS SCHOOL
0	Trace Young^	F	6-8	183	Jr.-TR	Owensboro, Ky./John A. Logan/Wyoming
1	DJ Jackson	G	6-2	165	Fr.-1L	San Bernardino, Calif./Etiwanda HS
2	Jordan O'Neal	F	6-7	197	So.-1L	Mobile, Ala./Coahoma CC
3	Gerald Liddell	F	6-8	203	Jr.-TR	Cibolo, Texas/Texas
4	E.J. Clark	G	5-11	165	Jr.-1L	Dallas, Texas/Boosier Parish CC
5	Juan Reyna	G	6-2	182	Fr.-hs	San Antonio, Texas/Duncanville HS
10	Michael Barber	F	6-8	212	So.-TR	Jackson, Miss./SW Mississippi CC/Howard
11	Jayme Mitchell	G	6-5	187	Fr.-HS	Jackson, Miss./Forest Hill HS
12	Malik Smiley	G	6-4	180	R-Fr.-RS	Birmingham, Ala./IMG Academy
13	Kareem Clark	G	6-3	185	Jr.-TR	Sacramento, Calif./South Mountain CC
15	Kevion Stewart	G	6-3	183	R-Sr.-2L	Memphis, Tenn./SIU-Edwardsville
14	Christian McCray	G	6-6	171	Jr.-TR	Las Vegas, Nev./Csl State Fullerton
20	Kenny Strawbridge	G	6-6	202	R-So.-1L	Rockford, Ill./Western Nebraska/UMKC
22	Darrell Reed	F	6-8	211	Fr.-HS	Hammond, Ind./Hammond HS
23	Ashton McClelland	G	6-0	153	R-So.-TR	Houston, Texas/Texas Southern
24	Isaiah Range^	G	6-3	215	So.-TR	Cedar Hill, Texas/Tarleton State

^ - sat out 2020-21

COACHING & SUPPORT STAFF

**Head Coach:** Mo Williams (Union Institute & Universities, 2016), Second Season Overall, Second Season at Alabama State  
**Assistant Coach:** Trey Johnson (Jackson State, 2007), Second Season  
**Assistant Coach:** Tyrone Levett, (Alabama State, 2017), Fourth Season  
**Assistant Coach:** Keith Williams, (UAPB, 2007), Second Season  
**Graduate Assistant Coach:** Chris Hines, Second Season  
**Assistant Coach:** Gerald Walker, First Season  
**Director of Operations:** Dana Johnson, First Season

Tarleton State where he averaged 9.4 points per game as a freshman.

- ◆ A trio of freshmen join the team this season in **Juan Reyna** (San Antonio, Texas), **Darrell Reed** (Hammond, Ind.), and **Jayme Mitchell** (Jackson, Miss.).

RARE FEAT - PAIR OF DOUBLE-DOUBLES IN SAME GAME ...

- ◆ Alabama State had a rare feat happen on Saturday in their home opener against North Carolina Central when a pair of players recorded a double-double in the same game. A pair of starters, **Gerald Liddell** and **Jordan O'Neal** recorded career nights in the win with Liddell finishing with 22 points and 11 rebounds, while O'Neal went for 19 points and 14 rebounds.

PROFESSIONAL EXPERIENCE ON THE BENCH FOR THE HORNETS ...

- ◆ Alabama State has several years of experience on the bench this season on the coaching staff with head coach **Mo Williams**, assistant coach **Trey Johnson**, and assistant coach **Tyrone Levett** all logging minutes in the professional ranks.
- ◆ Williams was drafted by Utah in 2003, and he would play his rookie season with the Jazz before spending the next four seasons with the Milwaukee Bucks. Williams played three seasons with the Cleveland Cavaliers (2008-11) where he teamed up with LeBron James and helped the Cavs post a league-best 66 wins in 2008-09. Williams was selected to the NBA All-Star Game in his first season with Cleveland.
- ◆ After stints with the Los Angeles Clippers (2011-12), Portland Trail Blazers (2013-14), Minnesota Timberwolves (2014-15) and Charlotte Hornets (2015), Williams returned to Cleveland for the 2015-16 campaign. In his final season in the NBA, Williams and the Cavaliers defeated the Golden State Warriors in seven games to win the 2016 NBA Finals.
- ◆ Johnson began his professional career in 2007 and went on to play over 10 years in numerous countries all over the world. He spent parts of three NBA seasons with the Cleveland Cavaliers, Toronto Raptors, Los Angeles Lakers, and New Orleans Hornets. Johnson was a member of the 2011 Lakers' playoff team as well. On his quest to become an NBA player, Trey also spent time in the NBA Development League, now known as the G-League, garnering NBA D-League All-Star honors twice (2008-09 and 2010-11). He earned Second Team D-League honors in 2008-09, and First Team honors in 2010-11 after leading the league in scoring at 25.5 points per game - while also scoring a league-high 48 points in a single game.
- ◆ Johnson also starred internationally where he competed as a member of the Qatar National Team in the Asian Cup, hosted by Japan in 2012. He helped the country earn a bronze medal in the tournament, while also competing in the 2015 Asia Championship and the GCC Championship (Saudi Arabia).
- ◆ Following his career with Alabama State, Levett worked out for the Miami Heat and Detroit Pistons before getting his career started in Ireland with the Gleneagle Lakers. After short stints with the Kentucky Reach (WBL) and Southern Crescent Lightning (WBA), Levett played two years in Austria before playing for the Vermont Frost Heaves (ABA).
- ◆ He also played for AD Vagos (Portugal), Jamtland Basket (Sweden), Niigata Albirex BB (Japan) and LF Basket Norrbotten (Sweden) before landing in Canada. While in Canada, he become one of the league's all-time top scorers playing for the Longdon Lightning (2011), Halifax Rainmen (2011-13) and Saint John Mill Rates (2013-until retirement).
- ◆ Levett was a three-time all-star during his career and led Vermont to the ABA championship, while also being named All-WBA while playing for the Southern Crescent Lightning.

SPEAKING OF PROFESSIONAL BASKETBALL ...

- ◆ Former Hornets **Tobi Ewuosho** and **Fausto Pichardo** each inked professional deals during the COVID-19 pandemic.
- ◆ Ewuosho signed his first professional contract to play overseas in Albania after a stellar senior season, while Pichardo inked a deal to play in Latin America.

MCCRAY SETTLES INTO ROLE OFF THE BENCH FOR HORNETS ...

- ◆ **Christian McCray** seems to have settled into a role off the bench for Alabama State through the first five games of the season.
- ◆ The junior transfer from Cal State Fullerton came off the bench against Iowa on the road in the last game to score 20 points in just over 16 minutes of action. Couple that with a eight-point performance against Vanderbilt and McCray is averaging 1.1 points per minute played.
- ◆ He is also the second-leading scorer on the team through the first five games of the season at 10.0 points per game.

HOME SWEET HOME ...

- ◆ Alabama State played a rare November home game that is not listed as an exhibition when they take the floor against North Carolina Central. That is not the only home game however this calendar year. The Hornets have already had an exhibition game this season against Mobile at home, and they will play Tuskegee (11/22), North Alabama (11/28) and Samford (12/8).

JACKSON CONNECTION ...

- ◆ Alabama State has a strong Jackson connection with coaches **Mo Williams** and **Trey Johnson**. But it doesn't stop there as Director of Operations **Dana Johnson** is a Tiger alum, and two players have ties - **Michael Barber** and **Jayme Mitchell**.



MO WILLIAMS

HEAD COACH  
FIRST SEASON

THE WILLIAMS FILE

**PERSONAL**  
**Birthdate:** December 19, 1982  
**Birthplace:** Jackson, Miss.  
**Wife:** Antonia [Rowe]  
**Children:** Kydarrius, Maurice, Michael, Mason, Maxwell and Asa

**EDUCATION**  
**College:** Union Institute and Universities (Fla.), 2016

**COACHING EXPERIENCE**  
**2018-20** Cal State-Northridge (assistant coach)  
**2020-pres.** Alabama State (head coach)

THE WILLIAMS WORKSHEET			
YEAR	SCHOOL	OVERALL	CONF.
2018-19	CSU-Northridge^	13-21	7-9
2019-20	CSU-Northridge^	15-17	10-6
2020-21	Alabama State	4-14	4-14
2021-22	Alabama State	2-11	1-0
<b>TOTAL</b>	<b>Fourth season</b>	<b>33-56</b>	<b>21-29</b>
<b>ALABAMA ST.</b>	<b>Second season</b>	<b>6-25</b>	<b>5-14</b>

^ - served in role as an assistant coach on staff

WILLIAMS vs. OPPONENTS (HEAD COACH)

OPPONENT	CAREER
Alabama A&M .....	1-1
Alcorn State .....	0-2
Dayton .....	0-1
Grambling State .....	0-2
Iowa .....	0-1
Iowa State .....	0-1
Jackson State .....	0-2
Mississippi Valley State .....	2-1
Missouri State .....	0-1
Mobile .....	1-0
North Alabama .....	0-1
North Carolina Central .....	1-0
Pepperdine .....	0-1
Prairie View A&M .....	0-2
Samford .....	0-1
Southern .....	1-1
Texas .....	0-1
Texas Southern .....	0-2
Texas Tech .....	0-1
Tuskegee .....	1-0
UAPB .....	1-1
Vanderbilt .....	0-1
Western Kentucky .....	0-1
<b>CAREER W-L TOTAL .....</b>	<b>7-24</b>

MISCELLANEOUS STATISTICS

Current Streak.....	W1
Current Home Streak.....	12
Current Road/Neutral Streak.....	W1
Last Win .....	MVSU, 84-75 (1/3/22)
Last Home Win .....	Tuskegee, 91-65 (11/22/21)
Last Away Win .....	MVSU, 84-75 (1/3/22)
Last Loss .....	Texas Tech, 75-53 (12/28/21)
Last Home Loss.....	Samford, 74-64 (12/8/21)
Last Away Loss.....	Texas Tech, 75-53 (12/28/21)

2021-22 RECORD BY STARTING LINEUP

Reyna, Strawbridge, Liddell, Range, O'Neal .....	2-1
Clark, Strawbridge, Young, Liddell, O'Neal .....	1-1
Clark, Jackson, Strawbridge, Range, O'Neal .....	1-0
Jackson, Strawbridge, Young, Liddell, O'Neal .....	0-1
Barber, Strawbridge, Liddell, Range, O'Neal .....	0-1
Reyna, Strawbridge, Liddell, O'Neal, Young .....	0-1
Jackson, Reyna, Young, Strawbridge, Liddell.....	0-1
Jackson, Reyna, Mitchell, Strawbridge, Liddell.....	0-2
Reyna, Strawbridge, Young, Range, O'Neal.....	0-3

RECORD WHEN ...

	2021-22		WILLIAMS
	ALL	SWAC	ERA
Leading or tied at halftime	3-1	1-0	5-1
Trailing at halftime	1-10	0-0	3-23
Shoot 40 percent or higher	4-6	1-0	7-11
Shoot lower than 40 percent	0-5	0-0	1-13
Shoot higher FG pct	4-3	1-0	7-6
Shoot lower FG pct	0-8	0-0	1-14
Opp. shoot lower than 40 pct	2-1	0-0	4-7
Opp shoot 40 pct or higher	2-10	1-0	4-17
Score fewer than 60 points	0-5	0-0	0-10
Score 60-plus points	0-3	0-0	2-8
Score 70-plus points	1-2	0-0	3-3
Score 80-plus points	2-1	1-0	2-3
Score 90-plus points	1-0	0-0	1-0
Opp score fewer than 60 pts	1-0	0-0	3-2
Opp score fewer than 70 pts	1-3	0-0	3-9
Opp score fewer than 80 pts	2-4	1-0	2-4
Opp score 80-plus points	0-4	0-0	0-9
More rebounds than opponent	4-2	1-0	8-8
Equal/fewer reb than opponent	0-9	0-0	0-16
40-plus rebounds	2-0	0-0	3-5
Fewer turnovers than opp	2-2	1-0	5-4
Equal/more turnovers	2-9	0-0	3-21
Games decided by five or less	1-1	0-0	2-3
More pts in paint	3-1	1-0	5-3
Fewer/Equal pts in paint	1-10	0-0	2-22
More points off TO	2-2	0-0	4-8
Fewer/Equal points off TO	2-9	1-0	4-17
More bench points	3-6	1-0	5-13
Fewer/Equal bench points	1-5	0-0	3-12
Playing on television	0-9	0-0	0-10

RANGE RECORDS FIRST DOUBLE-DOUBLE ...

- ◆ **Isaiah Range** recorded the first double-double of the season for the Hornets in the loss to Iowa State (11/16/21) on the road.
- ◆ He scored 15 points on 7-of-13 shooting from the floor, and grabbed 10 rebounds (eight of which were defensive rebounds) to lead Alabama State in both categories.

STRAWBRIDGE PLAYS BIG (LITERALLY) ON THE ROAD ...

- ◆ **Kenny Strawbridge** was forced into playing as a big on Saturday against Pepperdine (12/11/2021) and responded with his first double-double of the season.
- ◆ He finished game with 16 points (on 7-of-14 shooting from the floor) and grabbed 11 rebounds in the loss to the Wave.
- ◆ For the week, he averaged 15 points and nine rebounds per game (Samford and Pepperdine).

REYNA IMPRESSIVE THROUGH FIRST THREE GAMES TO START CAREER ...

- ◆ **Juan Reyna** continues to impress for Alabama State, becoming the first player this year to score in double figures in the first three games.
- ◆ He scored a career-high 16 against WKU (11/9/21), then added 10 against Vanderbilt (11/10/21) and another 10 against Missouri State (11/13/21) all on the road.

COLLEGE COACHES WITH AN NBA TITLE ...

- ◆ Opening the 2021-22 season there are only six head coaches who have won an NBA title and are leading their own college program this season.
- ◆ That list includes Juwan Howard (Michigan), **Mo Williams** (Alabama State), Lindsey Hunter (Mississippi Valley State), Darrell Walker (Little Rock), Mark Madsen (Utah Valley), and Speedy Claxton (Hofstra).

COLLEGE COACHES WITH AN NBA (AND ABA EXPERIENCE) ...

- ◆ There are several college coaches leading their own college program this season who have either NBA or ABA experience as a player.
- ◆ The list includes Steve Alford, Nevada , Speedy Claxton (Hofstra), Hubert Davis (North Carolina), Johnny Dawkins (Central Florida), Juan Dixon (Coppin State), Bryce Drew (Grand Canyon), Kim English (George Mason), Patrick Ewing (Georgetown), Penny Hardaway (Memphis), Steve Henson (Texas-San Antonio), Fred Hoiberg (Nebraska), Juwan Howard (Michigan), Lindsey Hunter (Mississippi Valley State), Bobby Hurley (Arizona State), Mark Madsen (Utah Valley State), Cuonzo Martin (Missouri), Aaron McKie (Temple), Fran O'Hanlon (Lafayette - ABA), Lorenzo Romar (Pepperdine), Jerry Stackhouse (Vanderbilt), Damon Stoudamire (Pacific), Reggie Theus (Bethune-Cookman), Darrell Walker (Little Rock), **Mo Williams** (Alabama State), and Mike Woodson (Indiana).

STRAWBRIDGE EARNS PRESEASON HONOR ...

- ◆ Alabama State redshirt sophomore **Kenny Strawbridge** (Rockford, Ill.) was named to the Second Team Preseason All-Conference team, announced by the Southwestern Athletic Conference (SWAC).
- ◆ Strawbridge was second on the team in scoring last season at 10.5 points per game, scoring 189 total points in 18 games during the shortened season where the Hornets played conference-only games. He shot 35.9 (61-of-170) percent from the floor and 23.4 (11-of-47) percent from beyond the arc.
- ◆ The redshirt sophomore led the team from the free throw line, shooting 71.8 (56-of-78) percent from the free throw line. He was also second on the team in rebounding at 7.2 rebounds per game, grabbing 130 total including 32 offensive rebounds. Strawbridge also dished out 24 assists, recorded 14 steals and six blocked shots.
- ◆ He joins John Walker III (Texas Southern), Justin Hopkins (Texas Southern), MJ Randolph (Florida A&M), and Jayden Saddler (Southern) on the second team. The first team is made up of Preseason Player of the Year Jawaun Daniels (Prairie View A&M), Preseason Defensive Player of the Year Jayveous McKinnis (Jackson State), Cameron Christian (Grambling State), Garrett Hicks (Alabama A&M), and Jalen Johnson (Alabama A&M).

HORNETS PICKED EIGHTH IN THE PRESEASON SWAC POLL ...

- ◆ The Hornets were picked to finish eighth in the preseason poll on a vote from the league's head coaches and sports information directors with 125 total votes. They were just behind Alcorn State (128) in seventh and Florida A&M (138) in sixth.
- ◆ The top five included Texas Southern (237), Prairie View A&M (204), Jackson State (202), Grambling State (168), and Southern (167).

HEAD-TO-HEAD COACHES WITH PRO EXPERIENCE ...

- ◆ Alabama State and **Mo Williams** will face three coaches with NBA experience this season including Penny Hardaway (Memphis), Jerry Stackhouse (Vanderbilt), and Reggie Theus (Bethune-Cookman).

WHERE ALABAMA STATE RANKS NATIONALLY (as of 1/2/22)

STATISTIC	NATIONAL RANK	CONFERENCE RANK	VALUE	NATIONAL LEADER	VALUE	SWAC LEADER
3-Pt Field Goal Attempts	221	2	251	EKU	465	UAPB
Assist Turnover Ratio	348	11	0.57	N'western	2.20	FAMU
Assists Per Game	322	5	10.5	Cornell	21.5	Southern
Blocked Shots Per Game	85	2	4.2	Auburn	8.2	Jackson St.
Defensive Rebounds Per Game	252	2	24.62	Indiana	31.67	TX Southern
Fewest Fouls	336	11	256	N. Hampshire	116	AAMU
Fewest Turnovers	348	12	237	N. Hampshire	71	AAMU
Field Goal Percentage	276	2	41.9	Colorado St.	53.0	Southern
Field Goal Percentage Defense	265	4	44.2	LSU	34.5	TX Southern
Free Throw Attempts	75	1	245	SCSU	320	Alabama St.
Free Throws Made	106	1	164	Portland	240	Alabama St.
Free Throw Percentage	271	8	86.9	Portland	81.4	FAMU
Offensive Rebounds Per Game	192	5	10.15	TCU	15.91	TX Southern
Personal Fouls Per Game	329	10	19.7	WKU	12.2	Grambling St.
Rebound Margin	311	4	-4.0	Kentucky	16.8	TX Southern
Scoring Defense	335	9	79.5	Texas	51.3	Jackson St.
Scoring Margin	334	6	-12.6	Baylor	26.9	Southern
Scoring Offense	278	2	66.8	Arizona	89.5	Southern
Steals Per Game	101	6	7.8	LSU	12.5	Southern
Three Pt FG Defense	138	4	32.0	VCU	23.8	TX Southern
Three-Point Field Goals Oer Game	302	5	5.8	EKU	12.8	UAPB
Three-Point Field Goal Percentage	299	4	29.9	SDSU	44.0	Southern
Total 3-point FGM	266	3	75	EKU	167	UAPB
Total Assists	276	2	136	Utah St.	276	Southern
Total Blocks	66	1	54	Auburn	106	Alabama St.
Total Rebounds	150	1	452	SCSU	621	Alabama St.
Total Steals	243	2	34.7	Kentucky	44.83	TX Southern
Turnover Margin	327	11	-3.6	Abilene	10.4	Southern
Turnovers Forced	109	6	14.62	Abilene	23.82	Southern
Turnovers Per Game	350	12	18.2	N. Hampshire	7.9	FAMU
Won-Lost Percentage	336	7	15.4	4 teams tied	100.0	Southern

BY THE NUMBERS

HORNETS LEAD SWAC IN FOUR CATEGORIES ...

- ◆ Alabama State leads the Southwestern Athletic Conference in three different categories this season including free throw attempts, free throws made, total blocks, and total rebounds.

REYNA PERFECT FROM THE LINE TO START THE YEAR ...

- ◆ Alabama State freshman **Juan Reyna** remains perfect from the to start his collegiate career through nine games in the regular season.
- ◆ The freshman has connected on the first 17 of his free throw attempts to lead the team at 100 percent on the season.

E.J. CLARK HITS DOUBLE FIGURES AGAINST SAMFORD ...

- ◆ Junior guard **E.J. Clark** did not attempt a shot during the 2021-22 season until the Hornets faced Iowa State.
- ◆ Since that point, Clark has managed to come off the bench to help the Hornets scoring punch, scoring in double figures against Samford (12/8/21) with 10 points.

ALABAMA STATE IN NON-CONFERENCE PLAY ...

- ◆ Alabama State ended non-conference play with back-to-back games against nationally-ranked teams in the state of Texas and in the Big 12.
- ◆ The Hornets faced two teams at the time were ranked and had another postponed (UCLA) due to COVID. They also faced an Iowa State team who is now ranked in the top 10, a team receiving votes (Iowa) and Memphis that was postponed.

ROSTER NEWS

MISSED LAST GAME / WILL MISS TODAY'S GAME ...

- ◆ Alabama State was without **Jayme Mitchell** (Jackson, Miss.) against Texas Tech after the freshman had started the last two games (Pepperine and Texas), and **Malik Smiley** (Birmingham, Ala.) who has not played this season.
- ◆ Freshman **Darrell Reed** (Hammond, Ind.) has dressed the last two games (Texas and Texas Tech) after sitting out the beginning of the season rehabbing a preseason injury.
- ◆ The Hornets dressed 15 players against No. 25/25 Texas Tech (12/28/2021) and played 10 in the loss on the road to the Red Raiders.

CONFERENCE INFORMATION

SWAC STANDINGS

	CONF	PCT	OVER	PCT
Southern	1-0	1.000	7-7	.500
Grambling State	1-0	1.000	3-10	.300
Bethune-Cookman	1-0	1.000	3-9	.250
Alabama A&M	1-0	1.000	2-9	.182
Alabama State	1-0	1.000	2-11	.154
Jackson State	0-0	.000	2-9	.182
Alcorn State	0-0	.000	1-11	.083
Texas Southern	0-1	.000	2-8	.200
Florida A&M	0-1	.000	2-10	.167
UAPB	0-1	.000	2-12	.143
Prairie View A&M	0-1	.000	0-10	.000
Mississippi Valley State	0-1	.000	0-11	.000

SWAC SCHEDULE

SATURDAY, JANUARY 1

Jarvis Christian at Prairie View A&M ppd. - COVID

MONDAY, JANUARY 3

Alabama State def. Mississippi Valley State, 84-75  
Bethune-Cookman def. Florida A&M, 66-59  
Grambling State def. Prairie View A&M, COVID-FORFEIT  
Alabama A&M def. UAPB, 70-50  
Southern def. Texas Southern, 63-50

WEDNESDAY, JANUARY 5

Bethune-Cookman at FIU 12 pm  
Alabama A&M at Mississippi Valley State 7:30 pm  
Alabama State at UAPB 7:30 pm  
Prairie View A&M at Southern 7:30 pm  
Texas Southern at Grambling State 7:30 pm  
Alcorn State at Jackson State 7:30 pm

SATURDAY, JANUARY 8

Grambling State at Bethune-Cookman 3 pm  
Southern at Florida A&M 3 pm  
Alcorn State at Alabama A&M 4 pm  
Jackson State at Alabama State 4:30 pm  
Mississippi Valley State at Prairie View A&M 5:30 pm  
UAPB at Texas Southern 7:30 pm

WEDNESDAY, JANUARY 10

Southern at Bethune-Cookman 6:30 pm  
Grambling State at Florida A&M 6:30 pm  
Texas Southern at Mississippi Valley State 7:30 pm  
UAPB at Prairie View A&M 7:30 pm  
Jackson State at Alabama A&M 7:30 pm  
Alcorn State at Alabama State 8 pm

SATURDAY, JANUARY 15

Florida A&M at UAPB TBA  
Texas Southern at Alcorn State TBA  
Bethune-Cookman at Mississippi Valley State 4 pm  
Alabama A&M at Alabama State 4:30 pm  
Prairie View A&M at Jackson State 5:30 pm  
Southern at Grambling State 5:30 pm

MONDAY, JANUARY 17

Prairie View A&M at Alcorn State TBA  
Florida A&M at Mississippi Valley State TBA  
Bethune-Cookman at UAPB 7:30 pm  
Texas Southern at Jackson State 7:30 pm



STARTING LINEUPS AROUND THE COUNTRY

STARTING LINE UP COMBINATIONS

UTEP.....	10 (12 games))
Eastern Illinois.....	9 (13 games)
Stony Brook.....	9 (11 games)
Alabama State .....	9 (12 games)
Illinois.....	8 (11 games)
Jacksonville .....	8 (11 games)
Southern Miss.....	7 (11 games)
UT Arlington .....	7 (10 games)

ESPN BPI (as of 12/30/21) ...

STRENGTH OF SCHEDULE RANKING

1	Prairie View AGM	0-10
2	Alcorn State	1-11
3	Texas Southern	2-7
4	Alabama State	1-11
5	Jackson State	2-9
6	Villanova	8-4
7	North Florida	4-9
8	Northwestern State	3-11
9	Alabama	10-3
10	UAPB	2-11
11	Marquette	8-5
12	Ohio State	8-2
13	Bellarmine	6-8
14	Arizona State	5-7
15	Central Michigan	2-10
16	Farleigh Dickinson	0-10
17	Missouri	6-7
18	Oakland	7-4
19	Rutgers	5-5
20	Michigan State	11-2
21	Grambling State	3-10
22	Mississippi Valley State	0-10
23	UT-Arlington	4-7
24	Incarnate Word	2-11
25	Central Arkansas	2-10
26	Long Beach State	3-7
27	McNeese State	3-9
28	Coppin State	1-14
29	Tennessee	9-3
30	Penn	3-10
31	Tarleton State	5-8
32	Wisconsin	10-2
33	North Carolina	9-3
34	Radford	4-8
35	Syracuse	7-5

STRAWBRIDGE EARNS SWAC HONOR (DECEMBER 15) ...

- ◆ The Southwestern Athletic Conference (SWAC) announced the men's basketball weekly honors with **Kenny Strawbridge?** (Rockford, Ill.) earning Impact Player of the Week honors.
- ◆ Strawbridge averaged double figures over a pair of games for the Hornets. He scored 14 points on 4-of-9 shooting from the floor in a 74-64 loss to Samford, while also grabbing seven rebounds. He followed that up with 16 points on 7-of-14 shooting from the floor, while grabbing 11 rebounds to record his first double-double of the season. For the week, Strawbridge averaged 15.0 points and 9.0 rebounds per game.
- ◆ Meanwhile, Caleb Hunter of Mississippi Valley State was named the Player of the Week after averaging 18.5 points, 3.5 assists and 3.0 rebounds per game in a pair of non-conference games.

LIDDELL EARNS SWAC HONOR (DECEMBER 29) ...

- ◆ Alabama State junior forward **Gerald Liddell** (Cibola, Texas) was named the Southwestern Athletic Conference (SWAC) Impact Player of the Week after his performance against No. 16/17 Texas.
- ◆ Liddell, in his first year at Alabama State after transferring from the Longhorns' program, led the Hornets in the game with a team-high 16 points. He also added a pair of rebounds, one blocked shot and one steal against his former team.
- ◆ The junior currently leads the team in scoring at 11.7 points per game as the Hornets head into conference play. He is shooting 45.0 (50-of-111) percent from the floor and 42.3 (11-of-26) percent from beyond the arc. He has scored in double figures in six games this season and is also averaging 4.8 rebounds per game.
- ◆ The award is the second for the Hornets' program in three weeks after **Kenny Strawbridge** (Rockford, Ill.) earned the award on December 15.

PAIR OF GAMES POSTPONED DUE TO COVID ...

- ◆ Alabama State had a pair of games on the road against nationally recognized teams postponed in mid-December due to COVID-19 protocols inside their opponents' program.
- ◆ The Hornets had their game against No. 4/5 UCLA postponed 70 minutes prior to game time on the road in Los Angeles, while their game against Memphis on the road was canceled two days prior to its start.

HORNETS TO FACE BETHUNE-COOKMAN IN MOBILE ...

- ◆ Alabama State and Bethune-Cookman will meet on the hardwood at the inaugural Bridge Builders Classic at the Mitchell Center in Mobile (Ala.) on January 29.
- ◆ The event will feature three high school games beginning at 10 am, followed by a pair of collegiate games including Jackson State and Grambling at 5 pm. The Hornets and Bethune-Cookman will close the night out with tip set for 7 pm.
- ◆ The Bridge Builders Classic was created to enhance exposure for Historically Black Colleges and Universities (HBCUs) and to highlight the roles that HBCUs play in educating aspiring professionals and developing future leaders. The Bridge Builders Classic will serve as the "ultimate HBCU basketball experience" in the city of Mobile.

WILLIAMS OUT OF ACTION LAST TWO GAMES ...

- ◆ Head coach **Mo Williams** missed the last two games against Texas and Texas Tech on the road awaiting the birth of his seventh son.
- ◆ In his absence, associate head coach **Trey Johnson** has served in the lead role.

OPENING CONFERENCE PLAY ...

- ◆ Alabama State opens conference play on the road for the first time under Williams after opening last season at home against Jackson State on ESPN.
- ◆ The Hornets split the season series with Mississippi Valley State last season, with both teams winning on their opponents' home floor.

ON THE ROAD AGAINST MISSISSIPPI VALLEY STATE SINCE 1994 ...

- ◆ Alabama State leads the series on the road against Mississippi Valley State since the 1994 season, winning 16 of the 30 contests against the Delta Devils.
- ◆ The last loss for Alabama State on the road against Mississippi Valley State came on January 9, 2017 when they dropped a 73-70 decision.
- ◆ The Hornets have won four consecutive games in Itta Bena.

AGAINST THE DELTA DEVILS SINCE 1994 ...

- ◆ Alabama State leads the series against Mississippi Valley State 34-25 since 1994, and own the longest winning streak in the series at nine consecutive games (2013-16).

All-Time Against UAPB																		
1 - DJ JACKSON																		
DATE	GP-GS	MIN-AVG	FG-A	PCT	3PT-A	PCT	FT-A	PCT	OFF-DEF-TOT	AVG	PF	A	AST/G	TO	BLK	STL	PTS	AVG
Jan. 9, 2021	1-0	18:18.0	0-1	.000	0-0	.000	1-2	.500	1-1-2	2.0	4	4	4.0	2	0	0	1	1.0
Feb. 6, 2021	1-1	29:29.0	3-7	.429	3-5	.600	1-2	.500	1-2-3	3.0	4	2	2.0	2	0	0	10	10.0
TOTALS	2-1	47:23.5	3-8	.375	3-5	.600	2-4	.500	2-3-5	2.5	8	6	3.0	4	0	0	11	5.5
2 - JORDAN O'NEAL																		
DATE	GP-GS	MIN-AVG	FG-A	PCT	3PT-A	PCT	FT-A	PCT	OFF-DEF-TOT	AVG	PF	A	AST/G	TO	BLK	STL	PTS	AVG
Jan. 9, 2021	1-1	7:7.0	2-2	1.000	0-0	.000	0-0	.000	0-0-0	0.0	0	1	1.0	2	0	0	4	4.0
Feb. 6, 2021	1-0	29:29.0	1-3	.333	0-0	.000	5-8	.625	1-2-3	3.0	3	2	2.0	3	2	1	7	7.0
TOTALS	2-1	36:18.0	3-5	.600	0-0	.000	5-8	.625	1-2-3	1.5	3	3	1.5	5	2	1	11	5.5
4 - E.J. CLARK																		
DATE	GP-GS	MIN-AVG	FG-A	PCT	3PT-A	PCT	FT-A	PCT	OFF-DEF-TOT	AVG	PF	A	AST/G	TO	BLK	STL	PTS	AVG
Jan. 8, 2021	1-0	24:24.0	2-2	1.000	1-1	1.000	2-2	1.000	0-2-2	2.0	2	3	3.0	2	0	2	7	7.0
Feb. 6, 2021	1-0	17:17.0	2-6	.333	2-3	.667	0-0	.000	1-1-2	2.0	2	1	1.0	0	0	2	6	6.0
TOTALS	2-0	41:20.5	4-8	.500	3-4	.750	2-2	1.000	1-3-4	2.0	4	4	2.0	2	0	4	13	6.5
15 - KEVION STEWART																		
DATE	GP-GS	MIN-AVG	FG-A	PCT	3PT-A	PCT	FT-A	PCT	OFF-DEF-TOT	AVG	PF	A	AST/G	TO	BLK	STL	PTS	AVG
Jan. 13, 2020	1-09	5:5.0	0-2	.000	0-1	.000	0-0	.000	0-1-1	1.0	0	0	0.0	0	0	1	0	0.0
Feb. 10, 2020	1-0	5:5.0	1-2	.500	0-1	.000	0-1	.000	0-0-0	0.0	0	0	0.0	0	0	0	2	2.0
Jan. 8, 2021	1-1	10:10.0	0-1	.000	0-0	.000	2-2	1.000	0-0-0	0.0	3	1	1.0	1	0	1	2	2.0
Feb. 6, 2021	1-1	21:21.0	3-10	.300	3-8	.375	2-2	1.000	1-1-2	2.0	4	1	1.0	1	0	0	11	11.0
TOTALS	4-2	41:10.3	4-15	.267	3-10	.300	4-5	.800	1-2-3	0.8	7	2	0.5	2	0	2	15	3.8
20 - KENNY STRAWBRIDGE																		
DATE	GP-GS	MIN-AVG	FG-A	PCT	3PT-A	PCT	FT-A	PCT	OFF-DEF-TOT	AVG	PF	A	AST/G	TO	BLK	STL	PTS	AVG
Jan. 9, 2021	1-1	36:36.0	7-13	.538	2-3	.667	2-3	.667	3-7-10	10.0	2	1	1.0	3	0	1	18	18.0
Feb. 6, 2021	1-1	17:17.0	1-7	.143	0-2	.000	2-2	1.000	3-2-5	5.0	4	2	2.0	2	0	0	4	4.0
TOTALS	2-2	53:26.5	8-20	.400	2-5	.400	4-5	.800	6-9-15	7.5	6	3	1.5	5	0	1	22	11.0


Series Against UAPB			
DATE	LOCATION (if known)	W/L	SCORE
1/8/98	Montgomery, Ala.	W	76-67
2/26/98	Pine Bluff, Ark.	L	55-78
1/2/99	Pine Bluff, Ark.	W	79-74
1/30/99	Montgomery, Ala.	W	69-55
1/5/00	Montgomery, Ala.	W	64-59
1/31/00	Pine Bluff, Ark.	W	62-52
1/6/01	Pine Bluff, Ark.	W	69-63
2/3/01	Montgomery, Ala.	W	76-52
1/7/02	Montgomery, Ala.	W	96-73
2/4/02	Pine Bluff, Miss.	L	68-70
1/11/03	Pine Bluff, Ark.	W	43-33
2/8/03	Montgomery, Ala.	W	57-53
1/12/04	Montgomery, Ala.	L	54-61
2/9/04	Pine Bluff, Ark.	W	67-52
1/9/06	Montgomery, Ala.	L	49-52
2/6/06	Pine Bluff, Ark.	W	60-46
1/6/07	Pine Bluff, Ark.	W	46-43
2/3/07	Montgomery, Ala.	W	60-56
1/14/08	Montgomery, Ala.	W	69-40
2/11/08	Pine Bluff, Ark.	W	69-51
1/10/09	Pine Bluff, Ark.	W	71-66
2/7/09	Montgomery, Ala.	W	65-59
3/13/09	Birmingham, Ala.	W	70-58
1/11/10	Montgomery, Ala.	W	75-73
2/8/10	Pine Bluff, Ark.	L	42-47
3/12/10	Shreveport, La.	L	44-46
1/8/11	Pine Bluff, Ark.	W	68-62
2/5/11	Montgomery, Ala.	W	60-48
1/9/12	Montgomery, Ala.	W	62-56
2/6/12	Pine Bluff, Ark.	L	61-62
3/8/12	Garland, Texas	L	56-60
1/6/13	Pine Bluff, Ark.	L	58-73
2/2/13	Montgomery, Ala.	L	77-81
1/13/14	Montgomery, Ala.	W	77-64
2/10/14	Pine Bluff, Ark.	L	71-76
1/10/15	Pine Bluff, Ark.	W	74-71
2/7/15	Montgomery, Ala.	W	73-55
1/11/16	Montgomery, Ala.	L	55-59
2/8/16	Pine Bluff, Ark.	L	70-75
1/7/17	Pine Bluff, Ark.	L	63-71
2/4/17	Montgomery, Ala.	W	77-65
1/8/18	Montgomery, Ala.	L	68-94
2/5/18	Pine Bluff, Ark.	W	65-59
1/12/19	Pine Bluff, Ark.	L	71-82
2/9/19	Montgomery, Ala.	L	69-75
1/13/20	Montgomery, Ala.	L	55-61
2/10/20	Pine Bluff, Ark.	W	57-49
1/9/21	Pine Bluff, Ark.	L	82-91
2/6/21	Montgomery, Ala.	W	73-67

ALL-TIME ALABAMA STATE HEAD COACHES			
<b>CJ DUNN</b> Seasons: 22 (1934-55, 1958-63) Alabama State Record: 257-193 (.571)		<b>FLOYD LAISURE</b> Seasons: 3 (1974-77) Alabama State Record: 52-32 (.619)	
Year	Record	Year	Record
1934-35	12-7	1974-75	16-13
1935-36	—	1975-76	19-8
1936-37	16-4	1976-77	17-11
1937-38	17-9		
1938-39	—	<b>JAMES OLIVER</b> Seasons: 17 (1978-95) Alabama State Record: 291-181 (.604)	
1939-40	16-13	Year	Record
1940-41	6-9	1978-79	23-2
1941-42	4-13	1979-80	32-3
1942-43	5-16	1980-81	19-9
1943-44	10-2	1981-82	22-6
1944-45	—	1982-83	22-6
1945-46	8-12	1983-84	22-6
1946-47	8-2	1984-85	14-17
1947-48	14-9	1985-86	11-17
1948-49	18-11	1986-87	14-14
1949-50	7-5	1987-88	8-20
1950-51	17-8	1988-89	13-16
1951-52	13-12	1989-90	15-13
1952-53	17-9	1990-91	18-11
1953-54	15-4	1991-92	14-14
1954-55	13-8	1992-93	14-13
1958-59	9-10	1993-94	19-10
1959-60	—	1994-95	11-15
1960-61	12-10		
1961-62	10-12	<b>JOHN L. WILLIAMS</b> Seasons: 1 (1995-96) Alabama State Record: 9-18 (.333)	
1962-63	10-8	Year	Record
		1995-96	9-18
<b>IKA MOORHEAD</b> Seasons: 3 (1955-58) Alabama State Record: 70-20 (.778)		<b>ROB SPIVERY</b> Seasons: 9 (1996-2006) Alabama State Record: 129-136 (.487)	
Year	Record	Year	Record
1955-56	23-7	1996-97	8-21
1956-57	22-4	1997-98	11-17
1957-58	25-9	1998-99	11-16
		1999-2000	13-15
<b>LUCIAS MITCHELL</b> Seasons: 4 (1963-67) Alabama State Record: 72-28 (.720)		2000-01	22-9
Year	Record	2001-02	19-13
1963-64	16-10	2002-03	14-15
1964-65	19-7	2003-04	16-15
1965-66	18-6	2004-05	15-15
1966-67	19-5	2005-06	12-18
<b>BEN JOBE</b> Seasons: 1 (1967-68) Alabama State Record: 18-7 (.720)		<b>LEWIS JACKSON</b> Seasons: 15 (1995-2020) Alabama State Record: 207-262 (.441)	
Year	Record	Year	Record
1967-68	18-7	2006-07	10-20
<b>WILLIE PARKER</b> Seasons: 1 (1968-69) Alabama State Record: 19-9 (.679)		2007-08	20-11
Year	Record	2008-09	22-10
1968-69	19-9	2009-10	16-15
<b>BERNARD BOOZER</b> Seasons: 5 (1969-74) Alabama State Record: 101-36 (.737)		2010-11	17-18
Year	Record	2011-12	12-19
1969-70	17-10	2012-13	10-22
1970-71	24-5	2013-14	19-13
1971-72	22-3	2014-15	19-10
1972-73	19-9	2015-16	14-17
1973-74	19-9	2016-17	8-23
		2017-18	8-23
		2018-19	12-19
		2019-20	8-24
		<b>MO WILLIAMS</b> Seasons: 1 (2020-21) Alabama State Record: 4-14* (.222)	
		Year	Record
		2020-21	4-14

vs RANKED TEAMS		
DATE	OPP/L	SCORE
12/8/82	(3) Georgetown	L, 76-99
12/15/82	(13) Arkansas	L, 65-108
12/20/88	(17) NC State	L, 81-109
12/2/91	(11) Arkansas	L, 80-96
12/23/96	(16) Minnesota	L, 34-114
12/31/97	(23) Arkansas	L, 48-103
12/17/98	(19) Arkansas	L, 43-73
12/30/00	(20) Alabama	L, 56-82
12/30/01	(7) Iowa	L, 64-73
11/22/02	(4) Alabama	L, 56-82
11/19/04	(3) Georgia Tech	L, 37-74
12/7/04	(18) Alabama	L, 54-72
11/20/05	(15) Alabama	L, 68-105
11/28/05	(14) Florida	L, 60-87
12/9/06	(4) Alabama	L, 58-92
11/13/11	(21) Cincinnati	L, 40-65
11/11/12	(10) Florida	L, 35-84
11/27/17	(11) Cincinnati	L, 51-83
11/21/18	(20) Iowa	L, 78-105
11/5/19	(8) Gonzaga	L, 64-95
11/20/19	(20) Tennessee	L, 62-78
11/25/19	(20) VCU	L, 41-76
12/29/19	(6) Oregon	L, 59-98
12/22/21	(16) Texas	L, 48-68
vs SWAC		
Games: 744		
Opponents: 9 (Alabama AGM, Alcorn State, Grambling State, Jackson State, Mississippi Valley State, Prairie View AGM, Southern, Texas Southern, UAPB)		
Record: 406-338 (.546)		
20-WIN SEASONS		
1955-56	23-7 (.767)	Ika Moorehead
1956-57	22-4 (.846)	Ika Moorehead
1957-58	25-9 (.735)	Ika Moorehead
1970-71	24-5 (.828)	Bernard Boozer
1971-72	22-3 (.880)	Bernard Boozer
1978-79	23-2 (.920)	James Oliver
1979-80	32-2 (.941)	James Oliver
1981-82	22-6 (.786)	James Oliver
1982-83	22-6 (.786)	James Oliver
1983-84	22-6 (.786)	James Oliver
2000-01	22-6 (.786)	James Oliver
2007-08	20-11 (.645)	Lewis Jackson
2008-09	22-10 (.688)	Lewis Jackson
100-PT WINS [LAST 20]		
1990-91	at Grambling St.	W, 102-81
1990-91	vs. MVSU	W, 104-98
1991-92	Clark-Atlanta	L, 103-107
1991-92	Tennessee State	W, 105-81
1991-92	Prairie View AGM	W, 108-63
1991-92	AUM	W, 118-81
1991-92	at Prairie View	W, 100-81
1991-92	Grambling St.	W, 101-94
1991-92	Tuskegee	W, 116-93
1992-93	Alabama AGM	L, 102-126
1992-93	Troy	W, 121-116
1992-93	Clark-Atlanta	W, 107-68
1993-94	at Troy	W, 115-98
1993-94	Southern	W, 111-107
1993-94	Grambling St.	W, 121-76
1994-95	at MVSU	W, 100-83
1995-96	Selma	W, 106-81
3/8/08	Jackson State	W, 103-83
11/14/14	AUM	W, 105-64
12/30/15	Fort Valley State	W, 105-99
100-PT LOSSES [LAST 6]		
2005-06	at Alabama	L, 68-105
11/17/17	at Oregon	L, 56-114
11/21/17	vs. Savannah St.	L, 97-101
11/21/18	at Iowa	L, 78-105
12/14/19	at Boise State	L, 57-100
11/18/21	at Iowa	L, 82-108

2021-22 DOUBLE-FIGURE GAMES					
<b>POINTS</b>			<b>REBOUNDS</b>		
Juan Reyna	7	Michael Barber	L	2	
Gerald Liddell	7	Isaiah Range		1	
Jordan O'Neal	6	Jordan O'Neal		1	
Trace Young	5	Gerald Liddell		1	
Isaiah Range	5	Kenny Strawbridge		1	
Kenny Strawbridge	5				
Christian McCray	2				
Kevin Stewart	2				
E.J. Clark	2				
Michael Barber	1				
DJ Jackson	1				
<b>DOUBLE-DOUBLES</b>			<b>ASSISTS</b>		
Isaiah Range	1	E.J. Clark		1	
Jordan O'Neal	1				
Gerald Liddell	1				
Kenny Strawbridge	1				
<b>2021-22 SPECIALTY STATISTICS</b>					
[POT - Points off turnovers; PP - Points in the paint; 2nd - Second chance points; FAST - Fast break points; BP - Points off the bench]					
[Alabama State-Opponents]					
Opponent	PP	POT	2nd	FAST	BP
Mobile	20-14	30-26	13-14	19-2	29-19
at WKU	26-38	15-25	7-16	9-16	31-10
at Vanderbilt	34-42	15-26	7-22	17-12	39-41
at Missouri State	26-34	14-15	9-14	12-14	21-10
at Iowa State	36-40	14-20	11-6	3-12	16-14
at Iowa	24-30	12-18	12-23	8-22	63-51
North Carolina Central	28-38	14-22	7-14	11-13	13-34
Tuskegee	36-32	25-12	14-8	22-19	50-21
North Alabama	14-18	22-42	12-13	11-14	34-12
at Dayton	18-36	9-26	11-24	8-28	28-35
Samford	32-36	25-12	14-17	15-14	28-21
at Pepperdine	32-32	16-14	6-12	4-8	15-24
at Texas	12-32	8-15	2-8	3-0	15-26
at Texas Tech	8-36	18-22	12-11	9-14	10-26
at Mississippi Valley St.	36-26	14-17	12-11	22-13	8-22
at UAPB					
Jackson State					
Alcorn State					
Alabama AGM					
at Prairie View AGM					
at Texas Southern					
vs. Bethune-Cookman					
Florida AGM					
at Grambling State					
at Southern					
UAPB					
Mississippi Valley State					
at Florida AGM					
at Bethune-Cookman					
at Alabama AGM					
Southern					
Grambling State					





O - TRACE YOUNG

F /// 6-8 /// 179 /// JUNIOR /// JC  
OWENSBORO, KY (JOHN A LOGAN COLLEGE / WYOMING)

CAREER HIGHS

Points: 23, at WKU (11/9/21)  
Field Goals: 9, at WKU (11/9/21)  
Field Goals Attempted: 13, at WKU (11/9/21)  
3-Pt Field Goals: 4, two times  
3-Pt Field Goals Attempted: 9, two times  
Free Throws: 5, at Vanderbilt (11/10/21)  
Free Throws Attempted: 6, two times  
Rebounds: 9, at WKU (11/9/21)  
Assists: 3, San Jose State (1/23/19)  
Steals: 4, vs. Mobile (11/4/21)  
Blocks: 3, vs. Mobile (11/4/21)  
Turnovers: 8, at Texas (12/22/21)  
Minutes Played: 39, at WKU (11/9/21)

MISCELLANEOUS

	21-22	ASU CAREER
Double-Figure Points	6	5
Double-Figure Rebounds	-	-
Double-Doubles	-	-
5+ Assists	-	-
Led team in Points	3	3
Led team in Rebounds	3	3
Led team in Blocks	2	2
Led team in Assists	-	-

YOUNG NOTEBOOK

- ◆ Averaged 9.8 points and five rebounds per game at John A. Logan College as a sophomore. He also averaged 1.8 assists per game at his power forward position.
- ◆ Finished the season shooting 48.8 percent from the floor and 32.4 percent from beyond the arc.
- ◆ Rated as a 3-star by ESPN, 247Sports and Rivals, originally signed with Wyoming out of Mt. Zion Prep in Baltimore.
- ◆ Sat out last season during COVID-19 shortened season.
- ◆ Scored a career-high 23 points and grabbed nine rebounds against WKU (11/9/21).
- ◆ Missed conference opener against Mississippi Valley State (1/3/21) and will miss UAPB (1/5/21) game.

2021-22 GAME-BY-GAME

Opponent	MIN	FG	FG%	3-PT	3PT%	FT	FT%	REB	AST	TO	BL	ST	PTS
Mobile	27	5-9	.556	1-4	.250	1-2	.500	7	0	6	3	4	12
at WKU	39	9-16	.563	3-8	.375	2-2	1.000	9	1	5	1	1	23
at Vanderbilt	27	2-4	.500	2-4	.500	5-6	.833	1	1	3	1	1	11
at Missouri State	22	0-4	.000	0-4	.000	1-2	.500	3	2	0	2	0	1
at Iowa State	27	4-12	.333	1-4	.250	0-0	.000	6	1	1	1	1	9
at Iowa	13	3-5	.600	1-2	.500	3-3	1.000	0	2	0	0	0	10
NC Central													
Tuskegee													
North Alabama													
at Dayton													
Samford	14	1-6	.167	0-1	.000	0-0	.000	2	1	2	0	1	2
at Pepperdine													
at Texas	24	3-7	.429	1-5	.200	0-0	.000	6	1	8	1	2	7
at Texas Tech	30	5-11	.455	4-9	.444	0-0	.000	6	0	4	1	0	14
at MVSU													
at UAPB													
Jackson St.													
Alcorn State													
Alabama A&M													
at PVAMU													
at Texas Southern													
vs. B-CU													
Florida A&M													
at Grambling St.													
at Southern													
UAPB													
MVSU													
at Florida A&M													
at B-CU													
at Alabama A&M													
Southern													
Grambling St.													

YOUNG'S CAREER STATISTICS

Opponent	GP-GS	MIN-AVG	FG-A	PCT	3PT-A	PCT	FT-A	PCT	OFF-DEF-TOT	AVG	PF	A	AST/G	TO	BLK	STL	PTS	AVG
2018-19 (WYO)	20-13	476-23.8	50-127	.394	27-73	.370	8-17	.471	8-59-67	3.4	35	16	0.8	43	9	15	135	6.8
2021-22	8-7	196-24.5	27-65	.415	12-37	.324	11-13	.846	2-31-33	4.1	16	9	1.1	23	7	6	77	9.6
TOTALS	28-20	672-24.0	77-192	.401	39-110	.355	19-30	.633	10-90-100	3.6	51	25	0.9	66	16	21	212	7.6



1 - DJ JACKSON

G /// 6-1 /// 165 /// FRESHMAN /// 1L  
SAN BERNARDINO, CA (ETIWANDA HS)

CAREER HIGHS

**Points:** 13, vs. Texas Southern (2/27/21)  
**Field Goals:** 5, vs. Texas Southern (2/27/21)  
**Field Goals Attempted:** 14, vs. Texas Southern (2/27/21)  
**3-Pt Field Goals:** 3, vs. UAPB (2/6/21)  
**3-Pt Field Goals Attempted:** 7, vs. Texas Southern (2/27/21)  
**Free Throws:** 5, at Jackson State (3/6/21)  
**Free Throws Attempted:** 6, at Jackson State (3/6/21)  
**Rebounds:** 9, vs. Tuskegee (11/22/2021)  
**Assists:** 5, vs. Tuskegee (11/22/2021)  
**Steals:** 3, three times  
**Blocks:** 1, vs. Prairie View A&M (3/1/21)  
**Turnovers:** 7, vs. North Carolina Central (11/20/21)  
**Minutes Played:** 37, vs. Texas Southern (2/27/21)

MISCELLANEOUS

	21-22	ASU CAREER
Double-Figure Points	1	3
Double-Figure Rebounds	-	-
Double-Doubles	-	-
5+ Assists	-	-
Led team in Points	-	-
Led team in Rebounds	1	1
Led team in Blocks	-	-
Led team in Assists	3	3

JACKSON NOTEBOOK

- ◆ Played in 17 games, starting 11 as a true freshman during 2021
- ◆ Grabbed 74 total rebounds (4.4 per game), dished out 28 total assists and recorded 12 steals.
- ◆ Earned start on the road against Vanderbilt (11/10/2021) this season.
- ◆ Missed two games for Alabama State on the road against Missouri State (11/13) and Iowa State (11/16).
- ◆ Set career highs in rebounds (nine) and assists (five) against Tuskegee (11/22/21).
- ◆ Missed game against North Alabama (11/28/21) and Dayton (12/1/21).
- ◆ Returned to his home state of California, starting against Pepperdine (12/11/21) and recorded four assists and a pair of steals, playing a season-high 27 minutes.

2021-22 GAME-BY-GAME

Opponent	MIN	FG	FG%	3-PT	3PT%	FT	FT%	REB	AST	TO	BL	ST	PTS
Mobile	15	2-3	.667	0-1	.000	0-0	.000	2	3	2	0	1	4
at WKU	11	0-2	.000	0-0	.000	0-0	.000	1	3	1	0	0	0
at Vanderbilt	15	0-2	.000	0-1	.000	0-0	.000	1	0	3	0	1	0
at Missouri State													
at Iowa State													
at Iowa	20	0-3	.000	0-1	.000	1-2	.500	1	1	0	0	1	1
NC Central	22	2-2	1.000	1-1	1.000	1-2	.500	5	3	7	0	3	6
Tuskegee	22	1-3	.333	0-1	.000	3-4	.750	9	5	1	0	2	5
North Alabama													
at Dayton													
Samford	6	1-2	.500	0-1	.000	2-2	1.000	0	0	1	0	0	4
at Pepperdine	27	1-7	.143	0-2	.000	3-5	.600	1	4	3	0	2	5
at Texas	25	0-4	.000	0-2	.000	0-1	.000	4	2	0	0	2	0
at Texas Tech	25	2-5	.400	1-2	.500	3-4	.750	3	1	1	0	3	8
at MVSU	34	3-5	.600	0-0	.000	4-4	1.000	1	3	4	0	3	10
at UAPB													
Jackson St.													
Alcorn State													
Alabama A&M													
at PVAMU													
at Texas Southern													
vs. B-CU													
Florida A&M													
at Grambling St.													
at Southern													
UAPB													
MVSU													
at Florida A&M													
at B-CU													
at Alabama A&M													
Southern													
Grambling St.													

JACKSON'S CAREER STATISTICS

Opponent	GP-GS	MIN-AVG	FG-A	PCT	3PT-A	PCT	FT-A	PCT	OFF-DEF-TOT	AVG	PF	A	AST/G	TO	BLK	STL	PTS	AVG
2020-21	17-11	386-22.7	23-68	.338	10-31	.323	18-30	.600	10-40-50	2.9	47	28	1.6	32	2	12	74	4.4
2021-22	9-5	188-20.9	9-32	.281	2-10	.200	14-20	.700	3-14-17	1.9	19	17	1.9	20	0	15	34	3.8
TOTALS	26-16	574-22.1	32-100	.320	12-41	.293	32-50	.640	13-54-67	2.6	66	45	1.7	52	2	27	108	4.2



2 - JORDAN O'NEAL

F /// 6-7 /// 197 /// SOPHOMORE /// 1L  
MOBILE, AL (COAHOMA CC)

CAREER HIGHS

Points: 19, vs. North Carolina Central (11/20/21)  
Field Goals: 6, vs. North Carolina Central (11/20/21)  
Field Goals Attempted: 10, vs. NC Central (11/20/21)  
3-Pt Field Goals: 0, 27 times  
3-Pt Field Goals Attempted: 1, three times  
Free Throws: 7, vs. North Carolina Central (11/20/21)  
Free Throws Attempted: 12, vs. NC Central (11/20/21)  
Rebounds: 14, vs. North Carolina Central (11/20/21)  
Assists: 2, two times  
Steals: 4, at Texas Tech (12/28/21)  
Blocks: 4, two times  
Turnovers: 4, two times  
Minutes Played: 36, Alabama A&M (2/13/21)

MISCELLANEOUS

	21-22	ASU CAREER
Double-Figure Points	6	8
Double-Figure Rebounds	1	2
Double-Doubles	1	1
5+ Assists	--	--
Led team in Points	--	--
Led team in Rebounds	4	4
Led team in Blocks	4	7
Led team in Assists	--	--

O'NEAL NOTEBOOK

- Led the team with 23 blocked shots last season in just 13 games due to injury.
- Scored in double figures in three consecutive games against Vanderbilt (11/10), Missouri State (11/13), and Iowa State (11/16) - all on the road. Scored a career 11 points against Missouri State, and then set a new career-high with 12 against Iowa State the next game.
- Scored career-high 19 points against North Carolina Central (11/20/21) and grabbed a career-high 14 rebounds.

2021-22 GAME-BY-GAME

Opponent	MIN	FG	FG%	3-PT	3PT%	FT	FT%	REB	AST	TO	BL	ST	PTS
Mobile	25	4-4	1.000	0-0	.000	4-4	1.000	6	2	0	2	0	12
at WKU	29	3-4	.750	0-0	.000	0-0	.000	4	0	2	2	1	6
at Vanderbilt	24	5-6	.833	0-0	.000	0-1	.000	5	0	3	0	1	10
at Missouri State	22	5-9	.556	0-0	.000	1-2	.500	4	0	1	2	1	11
at Iowa State	31	5-7	.714	0-0	.000	2-2	1.000	6	1	2	3	1	12
at Iowa	6	0-0	.000	0-0	.000	0-0	.000	0	1	2	0	0	0
NC Central	31	6-10	.600	0-0	.000	7-12	.583	14	0	2	1	0	19
Tuskegee	17	3-4	.750	0-0	.000	1-5	.200	6	2	0	0	2	7
North Alabama	26	3-6	.500	0-0	.000	3-5	.600	8	0	4	0	1	9
at Dayton	28	5-10	.500	0-0	.000	0-0	.000	2	1	0	4	0	10
Samford	14	1-4	.250	0-0	.000	2-2	1.000	3	0	1	1	0	4
at Pepperdine													
at Texas	17	1-3	.333	0-0	.000	0-0	.000	3	0	3	1	0	2
at Texas Tech	27	1-5	.200	0-1	.000	4-6	.667	6	1	1	1	4	6
at MVSU	21	3-7	.429	0-0	.000	3-4	.750	5	2	2	0	1	9
at UAPB													
Jackson St.													
Alcorn State													
Alabama A&M													
at PVAMU													
at Texas Southern													
vs. B-CU													
Florida A&M													
at Grambling St.													
at Southern													
UAPB													
MVSU													
at Florida A&M													
at B-CU													
at Alabama A&M													
Southern													
Grambling St.													

O'NEAL'S CAREER STATISTICS

Opponent	GP-GS	MIN-AVG	FG-A	PCT	3PT-A	PCT	FT-A	PCT	OFF-DEF-TOT	AVG	PF	A	AST/G	TO	BLK	STL	PTS	AVG
2020-21	13-10	326-25.1	24-57	.421	0-2	.000	28-49	.571	25-37-62	4.8	35	9	0.7	24	23	7	76	5.8
2021-22	12-10	283-23.6	38-71	.535	0-1	.000	22-34	.647	22-38-60	5.0	42	6	0.5	23	15	10	98	8.2
TOTALS	25-20	609-24.4	62-128	.392	0-3	.000	50-83	.602	47-75-122	4.9	77	15	0.6	47	38	17	174	7.0



3 - GERALD LIDDELL

F /// 6-8 /// 203 /// JUNIOR /// TR  
CIBOLO, TX (TEXAS)

CAREER HIGHS

**Points:** 22, vs. North Carolina Central (11/20/21)  
**Field Goals:** 7, vs. North Carolina Central (11/20/21)  
**Field Goals Attempted:** 17, vs. NC Central (11/20/21)  
**3-Pt Field Goals:** 2, two times  
**3-Pt Field Goals Attempted:** 4, at Texas Tech (12/28/21)  
**Free Throws:** 7, two times  
**Free Throws Attempted:** 8, three times  
**Rebounds:** 11, vs. North Carolina Central (11/20/21)  
**Assists:** 4, three times  
**Steals:** 4, vs. North Carolina Central (11/20/21)  
**Blocks:** 4, two times  
**Turnovers:** 5, vs. Central Michigan (12/14/19)  
**Minutes Played:** 39, vs. North Carolina Central (11/20/21)

MISCELLANEOUS

	21-22	ASU CAREER
Double-Figure Points	7	7
Double-Figure Rebounds	1	1
Double-Doubles	1	1
5+ Assists	–	–
Led team in Points	4	4
Led team in Rebounds	–	–
Led team in Blocks	5	5
Led team in Assists	4	4

LIDDELL NOTEBOOK

- ◆ Transfer from Texas.
- ◆ As a junior, played in seven games, while as a sophomore in 2019-20, played in 15 games (10 starts).
- ◆ Ranked as the No. 41 overall prospect in the nation by 247Sports and No. 47 by ESPN.
- ◆ Grabbed eight rebounds in season opener against WKU (11/9/21).
- ◆ Scored a then season-high 12 points against Missouri State (11/13/21) on the road, before breaking that mark with a then career-high 19 on the road against Iowa (11/18/21).
- ◆ Recorded a double-double with a career-high 22 points and 11 rebounds agianst North Carolina Central (11/20/21).
- ◆ Had a streak of five games with at least one blocked shot before it was snapped on the road at Pepperdine (12/11/21).
- ◆ Named SWAC Impact Player of the Week after Texas contest for his 16-point performance.
- ◆ Missed conference opener against Mississippi Valley State (1/3/21) and will miss UAPB (1/5/21) game.

2021-22 GAME-BY-GAME

Opponent	MIN	FG	FG%	3-PT	3PT%	FT	FT%	REB	AST	TO	BL	ST	PTS
Mobile	22	3-8	.375	0-1	.000	2-4	.500	4	0	2	1	2	8
at WKU	24	2-5	.400	2-2	1.000	0-0	.000	8	3	3	0	0	6
at Vanderbilt	20	2-7	.286	1-3	.333	0-0	.000	2	0	2	1	0	5
at Missouri State	30	6-13	.462	0-2	.000	2-3	.667	2	1	3	0	0	12
at Iowa State	21	2-2	1.000	1-1	1.000	0-0	.000	4	1	2	0	1	5
at Iowa	29	6-11	.545	2-3	.667	5-6	.833	3	4	1	0	1	19
NC Central	39	7-17	.412	1-3	.333	7-8	.875	11	4	0	4	4	22
Tuskegee	19	1-5	.200	0-1	.000	4-8	.500	3	2	1	2	0	6
North Alabama	33	4-9	.444	0-1	.000	7-8	.875	6	3	3	2	1	15
at Dayton	27	2-8	.250	1-3	.333	0-0	.000	4	2	4	1	0	5
Samford	23	2-4	.500	0-1	.000	0-2	.000	5	1	1	4	1	4
at Pepperdine	28	6-12	.500	1-1	1.000	1-3	.333	4	1	2	0	2	14
at Texas	27	5-12	.417	1-2	.500	5-7	.714	2	0	2	1	1	16
at Texas Tech	35	6-11	.545	1-4	.250	2-4	.500	5	1	4	0	3	15
at MVSU													
at UAPB													
Jackson St.													
Alcorn State													
Alabama A&M													
at PVAMU													
at Texas Southern													
vs. B-CU													
Florida A&M													
at Grambling St.													
at Southern													
UAPB													
MVSU													
at Florida A&M													
at B-CU													
at Alabama A&M													
Southern													
Grambling St.													

LIDDELL'S CAREER STATISTICS

Opponent	GP-GS	MIN-AVG	FG-A	PCT	3PT-A	PCT	FT-A	PCT	OFF-DEF-TOT	AVG	PF	A	AST/G	TO	BLK	STL	PTS	AVG
2019-20	15-10	274-18.2	25-62	.403	4-12	.333	12-25	.480	13-37-50	3.3	42	15	1.0	23	11	8	66	4.4
2020-21	7-0	81-11.5	6-14	.429	2-7	.286	1-6	.167	4-8-12	1.7	11	3	0.4	7	1	1	15	2.1
2021-22	12-9	335-27.9	50-111	.450	11-26	.423	29-41	.707	13-44-57	4.8	40	21	1.8	25	13	17	140	11.7
TOTALS	34-19	690-20.3	81-187	.433	17-45	.378	42-72	.583	30-89-119	3.5	93	39	1.1	55	25	26	221	6.5



4 - E.J. CLARK

G /// 5-11 /// 165 /// JUNIOR /// 1L  
DALLAS, TX (BOSSIER PARRISH CC)

CAREER HIGHS

Points: 14, at MVSU (1/3/21)  
Field Goals: 4, two times  
Field Goals Attempted: 9, two times  
3-Pt Field Goals: 2, vs. UAPB (2/6/21)  
3-Pt Field Goals Attempted: 5, at Texas Southern (1/30/21)  
Free Throws: 8, at MVSU (1/3/21)  
Free Throws Attempted: 11, at MVSU (1/3/21)  
Rebounds: 3, three times  
Assists: 7, at MVSU (1/3/21)  
Steals: 3, vs. Samford (12/8/21)  
Blocks: 0, 25 times  
Turnovers: 3, two times  
Minutes Played: 31, at MVSU (1/3/21)

MISCELLANEOUS

	21-22	ASU CAREER
Double-Figure Points	2	3
Double-Figure Rebounds	-	-
Double-Doubles	-	-
5+ Assists	1	1
Led team in Points	-	-
Led team in Rebounds	-	-
Led team in Blocks	-	-
Led team in Assists	2	2

CLARK NOTEBOOK

- ◆ Graduated from Alabama State in December 2021.
- ◆ Played in 12 games and started in one game last season.
- ◆ Scored 69 total points during the shortened season, recorded 18 assists and 10 steals.
- ◆ Came off the bench to score seven points against Iowa State (11/16/21).

2021-22 GAME-BY-GAME

Opponent	MIN	FG	FG%	3-PT	3PT%	FT	FT%	REB	AST	TO	BL	ST	PTS
Mobile	19	1-3	.333	0-1	.000	2-2	1.000	3	2	1	0	1	4
at WKU	6	0-0	.000	0-0	.000	0-0	.000	0	0	1	0	0	0
at Vanderbilt	10	0-0	.000	0-0	.000	0-0	.000	0	0	1	0	0	0
at Missouri State													
at Iowa State	17	2-4	.500	1-3	.333	2-4	.500	1	1	2	0	0	7
at Iowa	7	0-1	.000	0-0	.000	0-0	.000	1	0	1	0	0	0
NC Central													
Tuskegee	6	1-2	.500	0-1	.000	1-2	.500	3	2	1	0	0	3
North Alabama	7	0-2	.000	0-1	.000	3-4	.750	1	0	0	0	0	3
at Dayton	7	2-3	.667	0-0	.000	0-0	.000	0	1	1	0	0	4
Samford	24	4-9	.444	0-2	.000	2-2	1.000	1	3	2	0	3	10
at Pepperdine	12	0-1	.000	0-0	.000	0-0	.000	0	0	1	0	0	0
at Texas	7	1-3	.000	0-0	.000	0-0	.000	0	1	0	0	1	2
at Texas Tech	6	2-4	.500	0-0	.000	0-0	.000	0	0	1	0	0	4
at MVSU	31	3-7	.429	0-1	.000	8-11	.727	3	7	0	0	0	14
at UAPB													
Jackson St.													
Alcorn State													
Alabama A&M													
at PVAMU													
at Texas Southern													
vs. B-CU													
Florida A&M													
at Grambling St.													
at Southern													
UAPB													
MVSU													
at Florida A&M													
at B-CU													
at Alabama A&M													
Southern													
Grambling St.													

CLARK'S CAREER STATISTICS

Opponent	GP-GS	MIN-AVG	FG-A	PCT	3PT-A	PCT	FT-A	PCT	OFF-DEF-TOT	AVG	PF	A	AST/G	TO	BLK	STL	PTS	AVG
2020-21	12-1	245-20.4	21-64	.328	6-24	.250	21-25	.840	7-18-25	2.1	22	18	1.5	14	0	10	69	5.8
2021-22	11-2	138-12.5	14-34	.412	1-7	.143	15-21	.714	0-7-7	0.6	15	13	1.2	10	0	4	44	4.0
TOTALS	23-3	383-16.7	35-98	.357	7-31	.226	36-46	.783	7-25-32	1.4	37	31	1.3	24	0	14	113	4.9





5 - JUAN REYNA

G /// 6-2 /// 182 /// FRESHMAN /// HS  
SAN ANTONIO, TX (DUNCANVILLE HS)

CAREER HIGHS

Points: 16, at WKU (11/9/21)  
Field Goals: 4, five times  
Field Goals Attempted: 12, vs. Samford (12/8/21)  
3-Pt Field Goals: 4, vs. North Carolina Central (11/20/21)  
3-Pt Field Goals Attempted: 11, vs. Samford (12/8/21)  
Free Throws: 6, at WKU (11/9/21)  
Free Throws Attempted: 6, at WKU (11/9/21)  
Rebounds: 5 at Missouri State (11/13/21)  
Assists: 3, at Iowa (11/18/21)  
Steals: 1, three times  
Blocks: 0, 14 times  
Turnovers: 3, three times  
Minutes Played: 32, at Missouri State (11/13/21)

MISCELLANEOUS

	21-22	ASU CAREER
Double-Figure Points	6	6
Double-Figure Rebounds	-	-
Double-Doubles	-	-
5+ Assists	-	-
Led team in Points	-	-
Led team in Rebounds	-	-
Led team in Blocks	-	-
Led team in Assists	-	-

REYNA NOTEBOOK

- ◆ Helped his team win a pair of state championships, leading his team to a 37-6 record overall.
- ◆ Scored 16 points in 23 minutes in season opener against WKU (11/9/21).
- ◆ Scored in double figures in the first three games this season against Vanderbilt (11/10/21), Missouri State (11/13/21), and Iowa State (11/16/21).
- ◆ Has connected on 17 consecutive free throws to open the season through Pepperdine (12/11/21).
- ◆ Missed conference opener against Mississippi Valley State (1/3/21) and will miss UAPB (1/5/21) game.

2021-22 GAME-BY-GAME

Opponent	MIN	FG	FG%	3-PT	3PT%	FT	FT%	REB	AST	TO	BL	ST	PTS
Mobile	19	2-7	.286	1-4	.250	0-0	.000	1	2	0	0	1	5
at WKU	23	4-8	.500	2-5	.400	6-6	1.000	1	0	3	0	0	16
at Vanderbilt	20	4-7	.571	2-4	.500	0-0	.000	3	1	3	0	0	10
at Missouri State	32	4-9	.444	2-3	.667	0-0	.000	5	1	1	0	1	10
at Iowa State	25	1-5	.200	0-2	.000	0-0	.000	4	0	4	0	0	2
at Iowa	14	0-1	.000	0-1	.000	0-0	.000	3	3	3	0	0	0
NC Central	31	4-10	.400	4-8	.500	2-2	1.000	1	2	1	0	1	14
Tuskegee	18	3-6	.500	2-5	.400	2-2	1.000	0	1	0	0	1	10
North Alabama	31	2-7	.286	1-3	.333	3-3	1.000	1	0	3	0	0	8
at Dayton	17	1-5	.200	0-3	.000	0-0	.000	1	1	3	0	0	2
Samford	27	3-12	.250	2-11	.182	4-4	1.000	2	0	0	0	1	12
at Pepperdine	24	2-9	.222	1-5	.200	2-2	1.000	1	1	1	0	0	7
at Texas	29	4-9	.444	2-3	.667	0-0	.000	2	2	1	0	0	10
at Texas Tech	22	1-5	.200	1-4	.250	0-0	.000	0	1	3	0	0	3
at MVSU													
at UAPB													
Jackson St.													
Alcorn State													
Alabama A&M													
at PVAMU													
at Texas Southern													
vs. B-CU													
Florida A&M													
at Grambling St.													
at Southern													
UAPB													
MVSU													
at Florida A&M													
at B-CU													
at Alabama A&M													
Southern													
Grambling St.													

REYNA'S CAREER STATISTICS

Opponent	GP-GS	MIN-AVG	FG-A	PCT	3PT-A	PCT	FT-A	PCT	OFF-DEF-TOT	AVG	PF	A	AST/G	TO	BLK	STL	PTS	AVG
2021-22	12-9	297-24.8	30-87	.345	17-52	.327	17-17	1.000	2-22-24	2.0	25	12	1.0	26	0	3	94	7.8
TOTALS	12-9	297-24.8	30-87	.345	17-52	.327	17-17	1.000	2-22-24	2.0	25	12	1.0	26	0	3	94	7.8



10 - MICHAEL BARBER

F /// 6-8 /// 212 /// SOPHOMORE /// JC  
JACKSON, MS (SW MISSISSIPPI CC / HOWARD)

CAREER HIGHS

Points: 10, vs. Mobile (11/4/21)  
Field Goals: 4, vs. Mobile (11/4/21)  
Field Goals Attempted: 7, Norfolk State (1/11/20)  
3-Pt Field Goals: 1, at Georgia Washington (11/9/19)  
3-Pt Field Goals Attempted: 1, three times  
Free Throws: 5, two times  
Free Throws Attempted: 8, vs. Tuskegee (11/22/21)  
Rebounds: 11, at MVSU (1/3/21)  
Assists: 2, at MVSU (1/3/21)  
Steals: 3, at WKU (11/9/21)  
Blocks: 3, two times  
Turnovers: 3, at Iowa State (11/16/21)  
Minutes Played: 24, at Iowa (11/18/21)

MISCELLANEOUS

	21-22	ASU CAREER
Double-Figure Points	1	1
Double-Figure Rebounds	2	2
Double-Doubles	-	-
5+ Assists	-	-
Led team in Points	-	-
Led team in Rebounds	3	3
Led team in Blocks	3	3
Led team in Assists	-	-

BARBER NOTEBOOK

- ◆ Completed in 24 contests off the bench (2019-20) at Howard.
- ◆ Recorded three assists against WKU (11/9/21).
- ◆ Recorded a career-high 10 rebounds against Iowa (11/18/21) on the road.
- ◆ Started first game of the season against Dayton (12/1/21) on the road, recording seven rebounds.

2021-22 GAME-BY-GAME

Opponent	MIN	FG	FG%	3-PT	3PT%	FT	FT%	REB	AST	TO	BL	ST	PTS
Mobile	16	4-5	.800	0-0	.000	2-2	1.000	7	1	0	0	1	10
at WKU	9	0-1	.000	0-0	.000	1-2	.500	1	0	0	1	3	1
at Vanderbilt	10	0-0	.000	0-0	.000	2-2	1.000	2	0	1	2	0	2
at Missouri State	7	0-0	.000	0-0	.000	2-2	1.000	0	0	1	0	0	2
at Iowa State	15	0-0	.000	0-0	.000	0-0	.000	3	0	3	3	0	0
at Iowa	24	2-5	.400	0-0	.000	3-5	.600	10	1	0	0	2	7
NC Central	13	1-1	1.000	0-0	.000	1-2	.500	5	0	2	0	0	3
Tuskegee	21	1-4	.250	0-0	.000	5-8	.625	5	0	0	0	2	7
North Alabama	11	1-2	.000	0-0	.000	0-0	.000	3	0	2	1	1	2
at Dayton	26	1-3	.333	0-1	.000	2-2	1.000	7	1	2	0	1	4
Samford	5	0-0	.000	0-0	.000	0-0	.000	1	0	0	0	0	0
at Pepperdine	12	0-2	.000	0-0	.000	2-2	1.000	2	0	0	0	0	2
at Texas													
at Texas Tech	0+	0-0	.000	0-0	.000	0-0	.000	0	0	0	0	0	0
at MVSU	22	0-2	.000	0-0	.000	3-4	.750	11	2	0	0	0	3
at UAPB													
Jackson St.													
Alcorn State													
Alabama A&M													
at PVAMU													
at Texas Southern													
vs. B-CU													
Florida A&M													
at Grambling St.													
at Southern													
UAPB													
MVSU													
at Florida A&M													
at B-CU													
at Alabama A&M													
Southern													
Grambling St.													

BARBER'S CAREER STATISTICS

Opponent	GP-GS	MIN-AVG	FG-A	PCT	3PT-A	PCT	FT-A	PCT	OFF-DEF-TOT	AVG	PF	A	AST/G	TO	BLK	STL	PTS	AVG
2019-20 (HOW)	24-0	144-6.0	19-38	.500	1-2	.500	3-5	.600	11-30-41	1.7	21	3	0.1	9	9	7	42	1.8
2021-22	12-1	153-12.8	5-16	.313	0-1	.000	16-21	.762	17-28-45	3.8	14	4	0.3	11	8	7	26	2.2
TOTALS	36-1	297-8.3	24-54	.444	1-3	.333	19-26	.731	28-58-86	2.4	35	7	0.2	20	17	14	68	1.9



11 - JAYME MITCHELL

G /// 6-5 /// 187 /// FRESHMAN /// HS  
JACKSON, MS (FOREST HILL HS)

CAREER HIGHS

Points: 8, at Vanderbilt (11/10/21)  
Field Goals: 2, four times  
Field Goals Attempted: 6, at Pepperdine (12/11/21)  
3-Pt Field Goals: 1, two times  
3-Pt Field Goals Attempted: 3, two times  
Free Throws: 4, at Vanderbilt (11/10/21)  
Free Throws Attempted: 4, two times  
Rebounds: 5, two times  
Assists: 3, at Vanderbilt (11/10/21)  
Steals: 1, seven times  
Blocks: 1, four times  
Turnovers: 3, at Iowa (11/18/21)  
Minutes Played: 22, at Pepperdine (12/11/21)

MISCELLANEOUS

	21-22	ASU CAREER
Double-Figure Points	-	-
Double-Figure Rebounds	-	-
Double-Doubles	-	-
5+ Assists	-	-
Led team in Points	-	-
Led team in Rebounds	-	-
Led team in Blocks	-	-
Led team in Assists	-	-

MITCHELL NOTEBOOK

- ◆ Saw action against WKU (11/9/21) off the bench.
- ◆ Played double-digit minutes in back-to-back games against Vanderbilt (11/10/21) and Missouri State (11/13/21).
- ◆ Scored a career-high eight points against Vanderbil (11/10/21) off the bench.
- ◆ Started first career game at Pepperdine (12/11/21), scoring five points.
- ◆ Missed conference opener against Mississippi Valley State (1/3/21).

2021-22 GAME-BY-GAME

Opponent	MIN	FG	FG%	3-PT	3PT%	FT	FT%	REB	AST	TO	BL	ST	PTS
Mobile	3	0-0	.000	0-0	.000	0-0	.000	0	0	1	0	1	0
at WKU	1	0-1	.000	0-0	.000	0-0	.000	0	0	0	1	0	0
at Vanderbilt	19	2-3	.667	0-1	.000	4-4	1.000	5	3	2	1	1	8
at Missouri State	11	0-2	.000	0-1	.000	0-0	.000	1	0	1	0	0	0
at Iowa State	3	0-1	.000	0-0	.000	0-0	.000	0	0	0	0	0	0
at Iowa	12	2-5	.400	0-2	.000	1-2	.500	1	0	3	0	1	5
NC Central													
Tuskegee	10	2-2	1.000	1-1	1.000	1-2	.500	2	1	1	0	1	6
North Alabama	6	0-0	.000	0-0	.000	0-0	.000	1	0	1	1	0	0
at Dayton	7	1-1	1.000	0-0	.000	0-0	.000	0	0	1	0	0	2
Samford	16	2-5	.400	0-3	.000	1-4	.250	5	1	1	1	1	5
at Pepperdine	22	2-6	.333	1-3	.333	0-0	.000	3	0	1	0	1	5
at Texas	17	1-1	1.000	0-0	.000	1-1	1.000	1	0	1	0	1	2
at Texas Tech													
at MVSU													
at UAPB													
Jackson St.													
Alcorn State													
Alabama A&M													
at PVAMU													
at Texas Southern													
vs. B-CU													
Florida A&M													
at Grambling St.													
at Southern													
UAPB													
MVSU													
at Florida A&M													
at B-CU													
at Alabama A&M													
Southern													
Grambling St.													

MITCHELL'S CAREER STATISTICS

Opponent	GP-GS	MIN-AVG	FG-A	PCT	3PT-A	PCT	FT-A	PCT	OFF-DEF-TOT	AVG	PF	A	AST/G	TO	BLK	STL	PTS	AVG
2021-22	10-2	117-11.7	10-25	.400	1-10	.100	7-11	.636	2-15-17	1.7	11	4	0.4	11	3	5	28	2.8
TOTALS	10-2	117-11.7	10-25	.400	1-10	.100	7-11	.636	2-15-17	1.7	11	4	0.4	11	3	5	28	2.8



12 - MALIK SMILEY

G /// 6-3 /// 165 /// R-FRESHMAN /// 1L  
BIRMINGHAM, AL (IMG ACADEMY)

CAREER HIGHS

Points: 0, two times  
Field Goals: 0, two times  
Field Goals Attempted: 0, two times  
3-Pt Field Goals: 0, two times  
3-Pt Field Goals Attempted: 0, two times  
Free Throws: 0, two times  
Free Throws Attempted: 0, two times  
Rebounds: 0, two times  
Assists: 0, two times  
Steals: 0, two times  
Blocks: 0, two times  
Turnovers: 0, two times  
Minutes Played: 2, at Prairie View A&M (2/1/21)

MISCELLANEOUS

	21-22	ASU CAREER
Double-Figure Points	--	--
Double-Figure Rebounds	--	--
Double-Doubles	--	--
5+ Assists	--	--
Led team in Points	--	--
Led team in Rebounds	--	--
Led team in Blocks	--	--
Led team in Assists	--	--

SMILEY NOTEBOOK

- ◆ Saw action in a pair of games during 2020-21 season.
- ◆ Missed conference opener against Mississippi Valley State (1/3/21) and will miss UAPB (1/5/21) game.

2021-22 GAME-BY-GAME

Opponent	MIN	FG	FG%	3-PT	3PT%	FT	FT%	REB	AST	TO	BL	ST	PTS
Mobile													
at WKU													
at Vanderbilt													
at Missouri St.													
at Iowa State													
at Iowa													
NC Central													
Tuskegee													
North Alabama													
at Dayton													
Samford													
at Pepperdine													
at Texas													
at Texas Tech													
at MVSU													
at UAPB													
Jackson St.													
Alcorn State													
Alabama A&M													
at PVAMU													
at Texas Southern													
vs. B-CU													
Florida A&M													
at Grambling St.													
at Southern													
UAPB													
MVSU													
at Florida A&M													
at B-CU													
at Alabama A&M													
Southern													
Grambling St.													

SMILEY'S CAREER STATISTICS

Opponent	GP-GS	MIN-AVG	FG-A	PCT	3PT-A	PCT	FT-A	PCT	OFF-DEF-TOT	AVG	PF	A	AST/G	TO	BLK	STL	PTS	AVG
2020-21	2-0	2-1.0	0-0	.000	0-0	.000	0-0	.000	0-0-0	0.0	0	0	0.0	0	0	0	0	0.0
TOTALS	2-0	2-1.0	0-0	.000	0-0	.000	0-0	.000	0-0-0	0.0	0	0	0.0	0	0	0	0	0.0



13 - KAREEM CLARK

G /// 6-2 /// 191 /// JUNIOR /// JC  
SACRAMENTO, CA (SOUTH MOUNTAIN CC)

CAREER HIGHS

Points: 1, vs. Tuskegee (11/22/21)  
Field Goals: 0, two times  
Field Goals Attempted: 2, at Dyaton (12/1/21)  
3-Pt Field Goals: 0, two times  
3-Pt Field Goals Attempted: 0, two times  
Free Throws: 1, vs. Tuskegee (11/22/21)  
Free Throws Attempted: 2, vs. Tuskegee (11/22/21)  
Rebounds: 2, vs. Tuskegee (11/22/21)  
Assists: 2, vs. Tuskegee (11/22/21)  
Steals: 0, two times  
Blocks: 0, two times  
Turnovers: 1, at Dayton (12/1/21)  
Minutes Played: 6, at Dayton (12/1/21)

MISCELLANEOUS

	21-22	ASU CAREER
Double-Figure Points	-	-
Double-Figure Rebounds	-	-
Double-Doubles	-	-
5+ Assists	-	-
Led team in Points	-	-
Led team in Rebounds	-	-
Led team in Blocks	-	-
Led team in Assists	-	-

CLARK NOTEBOOK

- ◆ Saw first action against Tuskegee in exhibition game, before playing against Dayton (12/1/21) on the road.
- ◆ Played six minutes against Dayton (12/1/21).
- ◆ Missed conference opener against Mississippi Valley State (1/3/21) and will miss UAPB (1/5/21) game.

2021-22 GAME-BY-GAME

Opponent	MIN	FG	FG%	3-PT	3PT%	FT	FT%	REB	AST	TO	BL	ST	PTS
Mobile													
at WKU													
at Vanderbilt													
at Missouri St.													
at Iowa State													
at Iowa													
NC Central													
Tuskegee	5	0-0	.000	0-0	.000	1-2	.500	2	2	0	0	0	1
North Alabama													
at Dayton	6	0-2	.000	0-0	.000	0-0	.000	0	0	1	0	0	0
Samford													
at Pepperdine													
at Texas													
at Texas Tech													
at MVSU													
at UAPB													
Jackson St.													
Alcorn State													
Alabama A&M													
at PVAMU													
at Texas Southern													
vs. B-CU													
Florida A&M													
at Grambling St.													
at Southern													
UAPB													
MVSU													
at Florida A&M													
at B-CU													
at Alabama A&M													
Southern													
Grambling St.													

CLARK'S CAREER STATISTICS

Opponent	GP-GS	MIN-AVG	FG-A	PCT	3PT-A	PCT	FT-A	PCT	OFF-DEF-TOT	AVG	PF	A	AST/G	TO	BLK	STL	PTS	AVG
2021-22	1-0	6-6.0	0-2	.000	0-0	.000	0-0	.000	0-0-0	0.0	0	0	0.0	1	0	0	0	0.0
TOTALS	1-0	6-6.0	0-2	.000	0-0	.000	0-0	.000	0-0-0	0.0	0	0	0.0	1	0	0	0	0.0





15 - KEVION STEWART

G /// 6-3 /// 193 /// SENIOR /// 2L  
MEMPHIS, TN (SIUE / CHATTANOOGA STATE)

CAREER HIGHS

**Points:** 21, at Grambling State (3/4/21)  
**Field Goals:** 7, at Texas Southern (1/30/21)  
**Field Goals Attempted:** 13, at Grambling State (3/4/21)  
**3-Pt Field Goals:** 5, at MVSU (1/12/21)  
**3-Pt Field Goals Attempted:** 8, at Grambling State (3/4/21)  
**Free Throws:** 7, two times  
**Free Throws Attempted:** 9, at Jackson State (3/6/21)  
**Rebounds:** 5, vs. Alabama A&M (2/13/21)  
**Assists:** 2, at Southern (2/22/21)  
**Steals:** 4, at Grambling State (3/4/21)  
**Blocks:** 2, at Boise State (12/14/19)  
**Turnovers:** 4, vs. Alcorn State (1/23/21)  
**Minutes Played:** 34, at Jackson State (3/6/21)

MISCELLANEOUS

	21-22	ASU CAREER
Double-Figure Points	2	11
Double-Figure Rebounds	-	-
Double-Doubles	-	-
5+ Assists	-	-
Led team in Points	1	3
Led team in Rebounds	-	-
Led team in Blocks	-	-
Led team in Assists	-	-

STEWART NOTEBOOK

- ◆ Played in 18 games and started in 11 games.
- ◆ Scored a total of 147 points in the shortened season.
- ◆ Father, Dwight Stewart, played and won national title at Arkansas.
- ◆ Did not play in season opener against WKU (11/9/21).
- ◆ Missed conference opener against Mississippi Valley State (1/3/21) and will miss UAPB (1/5/21) game.

2021-22 GAME-BY-GAME

Opponent	MIN	FG	FG%	3-PT	3PT%	FT	FT%	REB	AST	TO	BL	ST	PTS
Mobile													
at WKU													
at Vanderbilt	10	1-4	.250	0-3	.000	0-0	.000	0	0	0	0	0	2
at Missouri State	6	1-4	.250	1-3	.333	0-0	.000	1	0	0	0	0	3
at Iowa State	6	1-4	.250	1-2	.500	1-2	.500	1	0	0	0	0	4
at Iowa	9	2-2	1.000	1-1	1.000	0-0	.000	0	1	1	0	1	5
NC Central	4	0-2	.000	0-2	.000	0-0	.000	0	0	0	0	1	0
Tuskegee	16	3-9	.333	2-5	.400	2-2	1.000	2	0	1	0	1	10
North Alabama	7	0-2	.000	0-1	.000	0-0	.000	1	0	1	0	0	0
at Dayton	8	1-3	.333	1-2	.500	7-8	.875	2	1	0	0	0	10
Samford	9	0-7	.000	0-6	.000	0-0	.000	1	0	1	0	0	0
at Pepperdine													
at Texas													
at Texas Tech													
at MVSU													
at UAPB													
Jackson St.													
Alcorn State													
Alabama A&M													
at PVAMU													
at Texas Southern													
vs. B-CU													
Florida A&M													
at Grambling St.													
at Southern													
UAPB													
MVSU													
at Florida A&M													
at B-CU													
at Alabama A&M													
Southern													
Grambling St.													

STEWART'S CAREER STATISTICS

Opponent	GP-GS	MIN-AVG	FG-A	PCT	3PT-A	PCT	FT-A	PCT	OFF-DEF-TOT	AVG	PF	A	AST/G	TO	BLK	STL	PTS	AVG
2019-20	26-10	323-12.4	29-106	.274	15-70	.214	16-26	.615	8-23-31	1.2	37	8	0.3	16	4	14	89	3.4
2020-21	18-11	368-20.4	39-114	.342	30-77	.390	39-52	.750	10-36-46	2.6	47	11	0.6	28	2	15	147	8.2
2021-22	8-0	63-7.9	6-28	.214	4-20	.200	8-10	.800	2-4-6	0.8	9	2	0.3	3	0	2	24	3.0
TOTALS	52-21	754-14.5	74-248	.298	49-167	.293	63-88	.716	20-63-83	1.6	92	21	0.4	46	6	31	260	5.0



20 - KENNY STRAWBRIDGE

G /// 6-6 /// 202 /// R-SOPHOMORE /// 1L  
ROCKFORD, IL (WESTERN NEBRASKA / UMKC)

CAREER HIGHS

Points: 27, at MVSU (1/3/21)  
Field Goals: 11, at MVSU (1/3/21)  
Field Goals Attempted: 16, at MVSU (1/3/21)  
3-Pt Field Goals: 4, at MVSU (1/3/21)  
3-Pt Field Goals Attempted: 6, at MVSU (1/3/21)  
Free Throws: 10, vs. Southern (1/25/21)  
Free Throws Attempted: 13, vs. Southern (1/25/21)  
Rebounds: 14, vs. Southern (1/25/21)  
Assists: 5, at WKU (11/9/21)  
Steals: 4, at Southern (2/22/21)  
Blocks: 2, vs. Alabama A&M (2/13/21)  
Turnovers: 6, vs. Alcorn State (1/23/21)  
Minutes Played: 41, vs. North Carolina Central (11/20/21)

MISCELLANEOUS

	21-22	ASU CAREER
Double-Figure Points	5	15
Double-Figure Rebounds	1	6
Double-Doubles	1	5
5+ Assists	–	–
Led team in Points	4	4
Led team in Rebounds	1	1
Led team in Blocks	–	–
Led team in Assists	4	4

STRAWBRIDGE NOTEBOOK

- ◆ Second-leading scorer on last year's team, and earned a spot on ESPN Top 10 for his buzzer-beater against Southern.
- ◆ Named Second Team Preseason All-SWAC ahead of the 2021-22 season.
- ◆ Dished out five assists against WKU (11/9/21).
- ◆ Recorded a double-double against Pepperdine (12/11/21) on the road with 16 points and 11 rebounds.
- ◆ Named SWAC Impact Player of the Week (December 15).

2021-22 GAME-BY-GAME

Opponent	MIN	FG	FG%	3-PT	3PT%	FT	FT%	REB	AST	TO	BL	ST	PTS
Mobile	27	3-6	.500	0-0	.000	1-2	.500	5	2	2	0	3	7
at WKU	28	4-8	.500	0-1	.000	0-1	.000	4	5	2	0	0	8
at Vanderbilt	18	2-7	.286	0-1	.000	3-4	.750	5	0	3	0	1	7
at Missouri State	32	5-10	.500	0-1	.000	2-3	.667	2	1	3	0	0	12
at Iowa State	27	3-9	.333	0-0	.000	0-0	.000	3	3	3	0	2	6
at Iowa	18	3-5	.600	0-2	.000	0-1	.000	0	2	1	0	1	6
NC Central	41	0-5	.000	0-1	.000	1-2	.500	4	4	2	0	0	1
Tuskegee	23	4-8	.500	1-1	1.000	0-0	.000	3	2	4	0	1	9
North Alabama	34	8-12	.667	0-0	.000	0-1	.000	6	0	1	0	2	16
at Dayton	24	1-3	.333	1-1	1.000	0-3	.000	6	2	1	0	0	6
Samford	26	4-9	.444	1-4	.250	5-7	.714	7	0	3	2	0	14
at Pepperdine	34	7-14	.500	0-3	.000	2-4	.500	11	2	3	0	3	16
at Texas	30	1-7	.143	1-3	.333	1-2	.500	5	0	2	0	1	4
at Texas Tech	27	1-7	.143	1-5	.200	0-0	.000	2	2	2	0	0	3
at MVSU	35	11-16	.688	4-6	.667	1-5	.200	4	1	5	0	3	27
at UAPB													
Jackson St.													
Alcorn State													
Alabama A&M													
at PVAMU													
at Texas Southern													
vs. B-CU													
Florida A&M													
at Grambling St.													
at Southern													
UAPB													
MVSU													
at Florida A&M													
at B-CU													
at Alabama A&M													
Southern													
Grambling St.													

STRAWBRIDGE'S CAREER STATISTICS

Opponent	GP-GS	MIN-AVG	FG-A	PCT	3PT-A	PCT	FT-A	PCT	OFF-DEF-TOT	AVG	PF	A	AST/G	TO	BLK	STL	PTS	AVG
2020-21	18-17	540-30.0	61-170	.359	11-47	.234	56-78	.718	32-98-130	7.2	44	24	1.3	35	6	14	189	10.5
2021-22	13-13	377-29.0	50-112	.446	8-28	.286	15-33	.455	19-40-59	4.5	25	22	1.7	31	0	15	123	9.5
TOTALS	31-30	917-29.6	111-282	.394	19-75	.253	71-111	.640	51-138-189	6.1	69	46	1.5	66	6	29	312	10.1



21 - CHRISTIAN MCCRAY

G /// 6-6 /// 171 /// JUNIOR /// TR  
LAS VEGAS, NV (CAL STATE FULLERTON)

CAREER HIGHS

Points: 20, at Iowa (11/18/21)  
Field Goals: 8, at Iowa (11/18/21)  
Field Goals Attempted: 12, Iowa (11/18/21)  
3-Pt Field Goals: 4, at Iowa (11/18/21)  
3-Pt Field Goals Attempted: 5, at Iowa (11/18/21)  
Free Throws: 1, two times  
Free Throws Attempted: 2, two times  
Rebounds: 5, vs. Tuskegee (11/22/21)  
Assists: 1, two times  
Steals: 1, vs. Tuskegee (11/22/21)  
Blocks: 0, 10 times  
Turnovers: 1, six times  
Minutes Played: 17, at Iowa (11/18/21)

MISCELLANEOUS

	21-22	ASU CAREER
Double-Figure Points	2	2
Double-Figure Rebounds	-	-
Double-Doubles	-	-
5+ Assists	-	-
Led team in Points	2	2
Led team in Rebounds	-	-
Led team in Blocks	-	-
Led team in Assists	-	-

MCCRAY NOTEBOOK

- ◆ Played at Cal State Fullerton before transferring to Alabama State.
- ◆ Did not play against WKU (11/9/21).
- ◆ Scored a career-high eight points off the bench against Vanderbilt (11/10/21) in just nine minutes, before breaking that mark with 20 points off the bench against Iowa (11/18/21) in just 17 minutes.

2021-22 GAME-BY-GAME

Opponent	MIN	FG	FG%	3-PT	3PT%	FT	FT%	REB	AST	TO	BL	ST	PTS
Mobile													
at WKU													
at Vanderbilt	9	4-5	.800	0-0	.000	0-0	.000	0	0	1	0	1	8
at Missouri State	7	1-2	.500	0-1	.000	0-0	.000	1	1	1	0	0	2
at Iowa State													
at Iowa	17	8-12	.667	4-5	.800	0-0	.000	2	0	0	0	0	20
NC Central	9	2-5	.400	0-1	.000	0-0	.000	2	0	1	0	0	4
Tuskegee	20	7-9	.778	0-0	.000	1-2	.500	2	1	1	0	2	15
North Alabama	13	3-8	.375	0-0	.000	1-2	.500	5	0	1	0	0	7
at Dayton	13	3-6	.500	1-1	1.000	0-0	.000	3	0	0	0	0	7
Samford													
at Pepperdine	5	2-3	.667	0-0	.000	0-0	.000	0	0	0	0	0	4
at Texas													
at Texas Tech													
at MVSU	5	1-4	.250	0-0	.000	0-0	.000	2	0	0	0	0	2
at UAPB													
Jackson St.													
Alcorn State													
Alabama A&M													
at PVAMU													
at Texas Southern													
vs. B-CU													
Florida A&M													
at Grambling St.													
at Southern													
UAPB													
MVSU													
at Florida A&M													
at B-CU													
at Alabama A&M													
Southern													
Grambling St.													

MCCRAY'S CAREER STATISTICS

Opponent	GP-GS	MIN-AVG	FG-A	PCT	3PT-A	PCT	FT-A	PCT	OFF-DEF-TOT	AVG	PF	A	AST/G	TO	BLK	STL	PTS	AVG
2020-21 (CSUF)	1-0	9-9.0	2-4	.500	0-0	.000	0-0	.000	0-0-0	0.0	2	0	0.0	1	0	0	4	4.0
2021-22	8-0	80-10.0	24-45	.533	5-8	.625	1-2	.500	6-9-15	1.9	4	1	0.1	4	0	1	54	6.8
TOTALS	9-0	89-9.9	26-49	.530	5-8	.625	1-2	.500	6-9-15	1.7	6	1	0.1	5	0	1	58	6.4



22 - DARRELL REED

F /// 6-8 /// 211 /// FRESHMAN /// HS  
HAMMOND, IN (HAMMOND HS)

CAREER HIGHS

Points: -  
Field Goals: -  
Field Goals Attempted: -  
3-Pt Field Goals: -  
3-Pt Field Goals Attempted: -  
Free Throws: -  
Free Throws Attempted: -  
Rebounds: -  
Assists: -  
Steals: -  
Blocks: -  
Turnovers: -  
Minutes Played: -

MISCELLANEOUS

	21-22	ASU CAREER
Double-Figure Points	-	-
Double-Figure Rebounds	-	-
Double-Doubles	-	-
5+ Assists	-	-
Led team in Points	-	-
Led team in Rebounds	-	-
Led team in Blocks	-	-
Led team in Assists	-	-

REED NOTEBOOK


- ◆ Has not played this season due to injury.
- ◆ Missed conference opener against Mississippi Valley State (1/3/21) and will miss UAPB (1/5/21) game.

2021-22 GAME-BY-GAME

Opponent	MIN	FG	FG%	3-PT	3PT%	FT	FT%	REB	AST	TO	BL	ST	PTS
Mobile													
at WKU													
at Vanderbilt													
at Missouri St.													
at Iowa State													
at Iowa													
NC Central													
Tuskegee													
North Alabama													
at Dayton													
Samford													
at Pepperdine													
at Texas													
at Texas Tech													
at MVSU													
at UAPB													
Jackson St.													
Alcorn State													
Alabama A&M													
at PVAMU													
at Texas Southern													
vs. B-CU													
Florida A&M													
at Grambling St.													
at Southern													
UAPB													
MVSU													
at Florida A&M													
at B-CU													
at Alabama A&M													
Southern													
Grambling St.													

REED'S CAREER STATISTICS

Opponent	GP-GS	MIN-AVG	FG-A	PCT	3PT-A	PCT	FT-A	PCT	OFF-DEF-TOT	AVG	PF	A	AST/G	TO	BLK	STL	PTS	AVG
2021-22																		
TOTALS																		



23 - ASHTON MCCLELLAND

G /// 6-0 /// 153 /// R-SOPHOMORE /// TR  
HOUSTON, TX (TEXAS SOUTHERN)

CAREER HIGHS

Points: 9, vs. LeTourneau (12/11/20)  
Field Goals: 3, vs. LeTourneau (12/11/20)  
Field Goals Attempted: 7, two times  
3-Pt Field Goals: 2, at Iowa (11/18/21)  
3-Pt Field Goals Attempted: 5, two times  
Free Throws: 2, vs. LeTourneau (12/11/20)  
Free Throws Attempted: 3, vs. LeTourneau (12/11/20)  
Rebounds: 3, at Iowa (11/18/21)  
Assists: 2, at Dayton (12/1/21)  
Steals: 1, vs. MVSU (2/23/21)  
Blocks: 0, 27 times  
Turnovers: 1, four times  
Minutes Played: 18, vs. LeTourneau (12/11/20)

MISCELLANEOUS

	21-22	ASU CAREER
Double-Figure Points	--	--
Double-Figure Rebounds	--	--
Double-Doubles	--	--
5+ Assists	--	--
Led team in Points	--	--
Led team in Rebounds	--	--
Led team in Blocks	--	--
Led team in Assists	1	1

MCCLELLAND NOTEBOOK

- ◆ Transfer from Texas Southern.
- ◆ Came off the bench in the second half against Iowa (11/18/21) and scored six points on a pair of three-pointers.

2021-22 GAME-BY-GAME

Opponent	MIN	FG	FG%	3-PT	3PT%	FT	FT%	REB	AST	TO	BL	ST	PTS
Mobile													
at WKU													
at Vanderbilt													
at Missouri St.													
at Iowa State													
at Iowa	17	2-7	.286	2-5	.400	0-0	.000	3	1	0	0	1	6
NC Central													
Tuskegee	5	1-1	1.000	1-1	1.000	0-0	.000	0	0	1	0	0	3
North Alabama													
at Dayton	11	1-5	.200	1-4	.250	0-0	.000	1	2	0	0	0	3
Samford													
at Pepperdine													
at Texas													
at Texas Tech	3	0-0	.000	0-0	.000	0-0	.000	1	1	0	0	0	0
at MVSU	10	1-2	.500	1-2	.500	0-0	.000	1	0	1	0	0	3
at UAPB													
Jackson St.													
Alcorn State													
Alabama A&M													
at PVAMU													
at Texas Southern													
vs. B-CU													
Florida A&M													
at Grambling St.													
at Southern													
UAPB													
MVSU													
at Florida A&M													
at B-CU													
at Alabama A&M													
Southern													
Grambling St.													

MCCLELLAND'S CAREER STATISTICS

Opponent	GP-GS	MIN-AVG	FG-A	PCT	3PT-A	PCT	FT-A	PCT	OFF-DEF-TOT	AVG	PF	A	AST/G	TO	BLK	STL	PTS	AVG
2019-20 (TSU)	12-0	30-2.5	4-17	.235	3-12	.250	1-2	.500	0-1-1	0.1	2	0	0.0	1	0	2	12	1.0
2020-21 (TSU)	10-0	43-4.3	5-15	.333	2-11	.182	2-3	.667	0-5-5	0.5	5	1	0.1	1	0	2	14	1.4
2021-22	4-0	41-10.3	4-14	.286	4-11	.364	0-0	.000	2-4-6	1.3	6	4	1.0	1	0	1	12	3.0
TOTALS	26-0	114-4.4	13-46	.282	9-34	.265	3-5	.600	2-10-13	0.5	13	5	0.2	3	0	5	38	1.5





24 - ISAIAH RANGE

G /// 6-3 /// 215 /// SOPHOMORE /// TR  
CEDAR HILL, TX (TARLETON STATE)

CAREER HIGHS

Points: 21, vs. Cameron (2/8/20)  
Field Goals: 10, vs. Cameron (2/8/20)  
Field Goals Attempted: 16, vs. Cameron (2/8/20)  
3-Pt Field Goals: 2, four times  
3-Pt Field Goals Attempted: 6, at WKU (11/9/21)  
Free Throws: 6, vs. Western New Mexico (1/18/20)  
Free Throws Attempted: 6, vs. W. New Mexico (1/18/20)  
Rebounds: 11, vs. St. Edward's (3/6/20)  
Assists: 4, vs. Western New Mexico (1/18/20)  
Steals: 4, at St. Edward's (1/30/20)  
Blocks: 2, vs. Texas A&M-Kingsville (1/2/20)  
Turnovers: 7, at Texas Tech (12/28/21)  
Minutes Played: 38, at MVSU (1/3/21)

MISCELLANEOUS

	21-22	ASU CAREER
Double-Figure Points	5	5
Double-Figure Rebounds	1	1
Double-Doubles	1	1
5+ Assists	-	-
Led team in Points	-	-
Led team in Rebounds	1	1
Led team in Blocks	-	-
Led team in Assists	2	2

RANGE NOTEBOOK

- ◆ Transfer from Tarleton State.
- ◆ Scored 14 points off the bench against WKU (11/9/21) and grabbed four rebounds.
- ◆ Recorded his first double-double against Iowa State (11/16/21) with 15 points and 10 rebounds.

2021-22 GAME-BY-GAME

Opponent	MIN	FG	FG%	3-PT	3PT%	FT	FT%	REB	AST	TO	BL	ST	PTS
Mobile	24	4-10	.400	2-5	.400	0-0	.000	5	3	4	0	0	10
at WKU	30	6-13	.462	2-6	.333	0-0	.000	4	2	6	1	0	14
at Vanderbilt	19	4-7	.571	1-2	.500	0-0	.000	3	2	2	0	2	9
at Missouri State	31	2-9	.222	1-4	.250	0-0	.000	6	0	6	0	2	5
at Iowa State	29	7-13	.538	0-3	.000	1-4	.250	10	3	5	0	1	15
at Iowa	14	1-2	.500	1-2	.500	0-0	.000	1	1	1	1	0	3
NC Central	34	5-10	.500	1-4	.250	0-0	.000	2	1	2	0	0	11
Tuskegee	13	4-5	.800	0-1	.000	1-1	1.000	2	1	3	1	0	9
North Alabama	32	4-12	.333	0-2	.000	1-3	.333	4	2	1	1	1	9
at Dayton	2	1-5	.200	0-2	.000	2-2	1.000	2	2	2	0	0	4
Samford	30	3-7	.429	1-3	.333	2-2	1.000	9	2	1	1	1	9
at Pepperdine	31	4-11	.364	1-2	.500	0-1	.000	7	1	1	0	1	9
at Texas	19	2-3	.667	0-0	.000	0-0	.000	2	0	1	0	1	4
at Texas Tech	20	0-3	.000	0-2	.000	0-0	.000	5	1	7	0	1	0
at MVSU	38	7-11	.636	2-4	.500	0-0	.000	8	2	0	1	0	16
at UAPB													
Jackson St.													
Alcorn State													
Alabama A&M													
at PVAMU													
at Texas Southern													
vs. B-CU													
Florida A&M													
at Grambling St.													
at Southern													
UAPB													
MVSU													
at Florida A&M													
at B-CU													
at Alabama A&M													
Southern													
Grambling St.													

RANGE'S CAREER STATISTICS

Opponent	GP-GS	MIN-AVG	FG-A	PCT	3PT-A	PCT	FT-A	PCT	OFF-DEF-TOT	AVG	PF	A	AST/G	TO	BLK	STL	PTS	AVG
2019-20 (TARL)	30-20	711-23.7	117-237	.494	19-74	.257	28-53	.528	29-84-113	3.8	33	28	0.9	46	5	26	281	9.4
2021-22	13-7	351-27.0	46-106	.434	10-36	.278	6-12	.500	13-50-63	4.8	24	19	1.5	35	5	10	108	8.3
TOTALS	43-27	1062-24.7	163-343	.475	29-110	.264	34-65	.523	42-134-176	4.1	57	47	1.1	81	10	36	389	9.0

STATISTICS (EXCLUDES EXHIBITION GAMES)

2021-22 OVERALL STATISTICS

##	Player	Minutes		Total		3-pointers		Free Throws		Rebounds		PF	A	TO	Stl	Blk	Pts	Avg
		GP-GS	Tot-Avg	FG-A	FG%	3FG-A	3PT%	FT-FTA	FT%	Off-Def-Tot	Avg							
3	Liddell, Gerald	12-9	335-27.9	50-11	.450	11-26	.423	29-41	.707	13-44-57	4.8	40	21	25	17	13	140	11.7
0	Young, Trace	8-7	196-24.5	27-65	.415	12-37	.324	11-13	.846	2-31-33	4.1	16	9	23	6	7	77	9.6
20	Strawbridge, Kenny	13-13	377-29.0	50-112	.446	8-28	.286	15-33	.455	19-40-59	4.5	25	22	31	15	0	123	9.5
24	Range, Isaiah	13-7	351-27.0	46-106	.434	10-36	.278	6-12	.500	13-50-63	4.8	24	19	35	10	5	108	8.3
2	O'Neal, Jordan	12-10	283-23.6	38-71	.535	0-1	.000	22-34	.647	22-38-60	5.0	42	6	23	10	15	98	8.2
5	Reyna, Juan	12-9	297-24.8	30-87	.345	17-52	.327	17-17	1.000	2-22-24	2.0	25	12	26	3	0	94	7.8
14	McCray, Christian	8-0	80-10.0	24-45	.533	5-8	.625	1-2	.500	6-9-15	1.9	4	1	4	1	0	54	6.8
4	Clark, E.J.	11-2	138-12.5	14-34	.412	1-7	.143	15-21	.714	0-7-7	0.6	15	13	10	4	0	44	4.0
1	Jackson, DJ	9-5	188-20.9	9-32	.281	2-10	.200	14-20	.700	3-14-17	1.9	19	17	20	15	0	34	3.8
15	Stewart, Kevion	8-0	63-7.9	6-28	.214	4-20	.200	8-10	.800	2-4-6	0.8	9	2	3	2	0	24	3.0
23	McClelland, Ashton	4-0	41-10.3	4-14	.286	4-11	.364	0-0	.000	2-4-6	1.5	6	4	1	1	0	12	3.0
11	Mitchell, Jayme	10-2	117-11.7	10-25	.400	1-10	.100	7-11	.636	2-15-17	1.7	11	4	11	3	5	28	2.8
10	Baarber, Michael	12-1	153-12.8	5-16	.313	0-1	.000	16-21	.762	17-28-45	3.8	14	4	11	7	8	26	2.2
13	Clark, Kareem	1-0	6-6.0	0-2	.000	0-0	.000	0-0	.000	0-0-0	0.0	0	0	1	0	0	0	0.0
Total		13	2625	313-748	.418	75-247	.304	161-235	.862	130-321-451	34.7	250	134	236	96	53	862	66.3
Opponents			2625	367-826	.444	117-345	.339	192-266	.722	167-336-503	38.7	215	207	183	110	58	1043	80.2

2021-22 CONFERENCE STATISTICS

##	Player	Minutes		Total		3-pointers		Free Throws		Rebounds		PF	A	TO	Stl	Blk	Pts	Avg
		GP-GS	Tot-Avg	FG-A	FG%	3FG-A	3PT%	FT-FTA	FT%	Off-Def-Tot	Avg							
20	Strawbridge, Kenny	1-1	35-35.0	11-16	.688	4-6	.667	1-5	.200	1-3-4	4.0	2	1	5	3	0	27	27.0
30	Range, Isaiah	1-1	39-39.0	7-11	.636	2-4	.500	0-0	.000	1-7-8	8.0	1	2	0	0	1	16	16.0
4	Clark, E.J.	1-1	31-31.0	3-7	.429	0-1	.000	8-11	.727	0-3-3	3.0	3	7	0	0	0	14	14.0
1	Jackson, DJ	1-1	35-35.0	3-5	.600	0-0	.000	4-4	1.000	0-1-1	1.0	3	3	4	3	0	10	10.0
2	O'Neal, Jordan	1-1	21-21.0	3-7	.429	0-0	.000	3-4	.750	1-4-5	5.0	4	2	2	1	0	9	9.0
10	Barber, Michael	1-0	23-23.0	0-2	.000	0-0	.000	3-4	.750	3-8-11	11.0	0	2	0	0	0	3	3.0
23	McClelland, Ashton	1-0	11-11.0	1-2	.500	1-2	.500	0-0	.000	0-1-1	1.0	1	0	1	0	0	3	3.0
14	McCray, Christian	1-0	5-5.0	1-4	.250	0-0	.000	0-0	.000	0-2-2	2.0	2	0	0	0	0	2	2.0
Total		1	200	29-54	.537	7-13	.538	19-28	.679	9-30-39	39.0	16	17	13	7	1	84	84.0
Opponents			200	26-58	.448	13-27	.481	10-19	.526	8-21-29	29.0	19	16	14	5	4	75	75.0

TEAM STATISTICS

	ASU	OPP
--	-----	-----

SCORING		
Total Points	862	1043
Points Per Game	66.3	80.2
Scoring Margin	-13.9	-

SHOOTING		
FG: Made-Attempted	313-748	367-826
FG: Percentage	.418	.444
FG: Per Game	24.1	28.2
3PT: Made-Attempted	75-247	117-345
3PT: Percentage	.304	.339
3PT: Per Game	5.8	9.0
FT: Made-Attempted	161-235	192-266
FT: Percentage	.685	.722
FT: Per Game	12.4	14.8

REBOUNDING		
Total	451	503
Per Game	34.7	38.7
Margin	-4.0	-

ASSISTS		
Total	134	207
Per Game	10.3	15.9

TURNOVERS		
Total	236	183
Per Game	18.2	14.1
Margin	-4.1	-
Assist/Turnover Ratio	0.6	1.1
Points Off Turnovers	14.5	19.2

STEALS		
--------	--	--

Total	96	110
Per Game	7.4	8.5

BLOCKS		
--------	--	--

Total	51	58
Per Game	3.9	4.5

ATTENDANCE		
------------	--	--

Total	1557	73315
Per Game	3-519	10-7,332

2021-22 GAME-BY-GAME STATISTICS (EXCLUDES EXHIBITION GAMES)

Opponent	Date	Score	w/l	fgm/a	pct	3fg/a	pct	ftm/a	pct	off-def-tot	avg	ast	to	blk	stl	pts	avg
Alabama State	11.9.21	74-79	L	28-58	.483	9-22	.409	9-11	.818	8-29-37	37.0	14	23	5	6	74	74.0
at WKU				28-64	.438	6-19	.316	17-30	.567	14-23-37	37.0	13	17	4	9	79	79.0
Alabama State	11.10.21	72-91	L	26-52	.500	6-19	.316	14-17	.824	6-22-28	32.5	7	24	5	8	72	73.0
at Vanderbilt				29-64	.453	8-28	.286	25-33	.758	17-21-38	37.5	17	15	3	11	91	85.0
Alabama State	11.13.21	60-78	L	24-62	.387	4-19	.211	8-12	.667	9-24-33	32.7	6	16	4	7	60	68.7
at Missouri State				27-63	.429	8-30	.267	16-19	.842	13-31-44	39.7	13	14	7	9	78	82.7
Alabama State	11.16.21	60-68	L	25-57	.439	4-15	.267	6-12	.500	12-32-44	35.5	10	23	7	6	60	66.5
at Iowa State				26-70	.371	1-20	.050	15-19	.789	13-23-36	38.8	13	8	6	12	68	79.0
Alabama State	11.18.21	82-108	L	29-59	.492	11-24	.458	13-19	.684	7-20-27	33.8	17	14	2	8	82	69.6
at Iowa State				38-73	.521	20-44	.455	12-16	.750	18-26-44	39.8	28	10	2	7	108	84.8
North Carolina Central	11.20.21	80-74	W	27-71	.380	4-25	.160	16-25	.640	10-23-33	38.7	11	16	2	7	74	83.0
at Alabama State				27-62	.435	7-20	.350	19-28	.679	14-31-45	35.7	14	19	5	9	80	71.3
Tuskegee	11.22.21	91-65	W	24-57	.421	6-26	.231	11-21	.524	9-21-30	37.4	9	21	3	10	65	80.4
at Alabama State				31-58	.534	7-17	.412	22-38	.579	11-29-40	36.3	19	14	4	12	91	74.1
North Alabama	11.28.21	69-81	L	28-63	.444	14-28	.500	11-14	.786	10-20-30	37.4	16	13	5	2	81	82.7
at Alabama State				25-60	.417	1-8	.125	18-26	.692	15-23-38	36.0	5	18	5	6	69	71.0
Alabama State	12.1.21	54-93	L	19-54	.352	5-17	.294	11-15	.733	10-20-30	35.3	13	17	5	1	54	68.9
at Dayton				30-63	.476	10-21	.476	23-27	.852	15-28-43	38.1	16	8	2	10	93	84.0
Samford	12.8.21	64-74	L	26-68	.382	7-28	.250	15-23	.652	20-34-54	39.9	11	20	4	8	74	82.9
at Alabama State				21-65	.323	4-32	.125	18-25	.720	12-27-39	35.7	8	14	7	10	64	68.3
Alabama State	12.11.21	62-79	L	24-65	.369	4-16	.250	10-17	.588	12-21-33	35.4	9	12	0	9	62	67.7
at Pepperdine				29-55	.527	10-24	.417	11-15	.733	8-33-41	40.0	21	18	8	5	79	82.5
Alabama State	12.22.21	48-68	L	18-49	.367	5-15	.333	7-11	.636	7-21-28	34.7	6	20	3	9	48	65.9
at Texas				24-57	.421	7-24	.292	13-14	.929	13-24-37	39.7	13	12	7	10	68	81.2
Alabama State	12.28.21	53-75	L	18-51	.353	8-27	.296	9-14	.643	9-21-30	34.3	8	23	2	11	53	64.8
at Texas Tech				29-57	.509	9-27	.333	8-12	.667	8-29-37	39.5	19	18	4	15	75	80.7
Alabama State	1.3.22	84-75	W	29-54	.537	7-13	.538	19-28	.679	9-30-39	34.7	17	13	1	7	84	66.3
at Mississippi Valley State				26-58	.448	13-27	.481	10-19	.526	8-21-29	38.7	16	14	4	5	75	80.2
Total				313-748	.418	75-247	.304	161-235	.685	130-321-451	34.7	134	236	51	96	862	66.3
Opponents				367-826	.444	117-345	.339	192-266	.722	167-336-503	38.7	207	183	58	110	1043	80.2

2021-22 GAME-BY-GAME STATISTICS (EXCLUDES EXHIBITION GAME AGAINST MOBILE)

ALABAMA STATE GAME HIGHS

Points	91	vs. Tuskegee (11/22/2021)
Field Goals Made	31	vs. Tuskegee (11/22/2021)
Field Goal Attempts	65	at Pepperdine (12/11/2021)
		vs. Samford (12/8/2021)
Field Goal Percentage	.537 (29-54)	at Mississippi Valley State (11/3/2022)
3-Point Field Goals Made	11	at Iowa (11/18/2021)
3-Point Field Goals Attempted	32	vs. Samford (12/8/2021)
3-Point Field Goal Percentage	.538 (7-13)	at Mississippi Valley State (11/3/2022)
Free Throws Made	22	vs. Tuskegee (11/22/2021)
Free Throw Attempts	38	vs. Tuskegee (11/22/2021)
Free Throw Percentage	.824 (14-17)	at WKU (11/9/2021)
Rebounds	45	vs. North Carolina Central (11/20/2021)
Assists	19	vs. Tuskegee (11/22/2021)
Steals	12	vs. Tuskegee (11/22/2021)
Blocks	7	vs. Samford (12/8/2021)
		at Iowa State (11/16/2021)
Turnovers	24	at Vanderbilt (11/10/2021)
Fouls	27	at WKU (11/9/2021)

OPPONENT GAME HIGHS

Points	108	Iowa (11/18/2021)
Field Goals Made	38	Iowa (11/18/2021)
Field Goal Attempts	73	Iowa (11/18/2021)
Field Goal Percentage	.527 (29-55)	Pepperdine (12/11/2021)
3-Point Field Goals Made	20	Iowa (11/18/2021)
3-Point Field Goals Attempted	44	Iowa (11/18/2021)
3-Point Field Goal Percentage	.500 (14-28)	North Alabama (11/28/2021)
Free Throws Made	25	Vanderbilt (11/10/2021)
Free Throw Attempts	33	Vanderbilt (11/10/2021)
Free Throw Percentage	.852 (23-27)	Dayton (12/1/2021)
Rebounds	54	Samford (12/8/2021)
Assists	28	Iowa (11/18/2021)
Steals	15	Texas Tech (12/28/2021)
Blocks	8	Pepperdine (12/11/2021)
Turnovers	21	Tuskegee (11/22/2021)
Fouls	24	Tuskegee (11/22/2021)

ALABAMA STATE INDIVIDUAL GAME HIGHS

Points	27	Kenny Strawnbridge at MVSU (11/3/2022)
Field Goals Made	11	Kenny Strawbridge at MVSU (11/3/2022)
Field Goal Attempts	17	Gerald Liddell vs. North Carolina Central (11/20/2021)
Field Goal Percentage	.833 (5-6)	Jordan O'Neal at Vanderbilt (11/10/2021)
3-Point Field Goals Made	4	Kenny Strawbridge at MVSU (11/3/2022)
		Trace Young at Texas Tech (12/28/2021)
		Juan Reyna vs. North Carolina Central (11/20/2021)
		Christian McCray at Iowa (11/18/2021)
3-Point Field Goals Attempted	11	Juan Reyna vs. Samford (12/8/2021)
3-Point Field Goal Percentage	1.000 (2-2)	Gerald Liddell at WKU (11/9/2021)
Free Throws Made	8	E.J. Clark at MVSU (11/3/2022)
Free Throw Attempts	12	Jordan O'Neal vs. North Carolina Central (11/20/2021)
Free Throw Percentage	1.000 (6-6)	Juan Reyna at WKU (11/9/2021)
	1.000 (4-4)	DJ Jackson at MVSU (11/3/2022)
	1.000 (4-4)	Juan Reyna vs. Samford (12/8/2021)
	1.000 (4-4)	Jayme Mitchell at Vanderbilt (11/10/2021)
	1.000 (3-3)	Juan Reyna vs. North Alabama (11/28/2021)
	1.000 (3-3)	Trace Young at Iowa (11/18/2021)
Rebounds	14	Jordan O'Neal vs. North Carolina Cental (11/20/2021)
Assists	7	E.J. Clark at MVSU (11/2/2022)
Steals	4	Gerald Liddell at Texas Tech (12/28/2021)
		Gerald Liddell vs. North Carolina Central (11/20/2021)
Blocks	4	Gerald Liddell vs. Samford (12/8/2021)
		Jordan O'Neal at Dayton (12/1/2021)
		Gerald Liddell vs. North Carolina Central (11/20/2021)
Turnovers	8	Trace Young at Texas (12/22/2021)
Fouls	5	Gerald Liddell vs. Samford (12/8/2021)
		Jordan O'Neal at Dayton (12/1/2021)
		Jordan O'Neal vs. North Carolina Central (11/20/2021)
		Gerald Liddell at Iowa State (11/6/2021)
		DJ Jackson at Vanderbilt (11/10/2021)
		Jordan O'Neal at WKU (11/9/2021)
		Gerald Liddell at WKU (11/9/2021)

OPPONENT INDIVIDUAL GAME HIGHS

Points	31	Isiah Mosley, Missouri State (11/13/2021)
Field Goals Made	12	Isiah Mosley, Missouri State (11/13/2021)
Field Goal Attempts	22	Devin Booker, Tuslkegee (11/22/2021)
		Randy Miller, Jr., North Carolina Central (11/20/2021)
		Isiah Mosley, Missouri State (11/13/2021)
Field Goal Percentage	.714 (5-7)	Jaylen Butz, WKU (11/9/2021)
3-Point Field Goals Made	6	Caleb Hunter, MVSU (11/3/2022)
3-Point Field Goals Attempted	12	Devin Booker, Tuskegee (11/22/2021)
		Payton Sandfort, Iowa (11/18/2021)
3-Point Field Goal Percentage	1.000 (2-2)	Sardaar Calhoun, Texas Tech (12/28/2021)
	1.000 (2-2)	Joe Toussaint, Iowa (11/18/2021)
	1.000 (2-2)	Sherman Brashear, WKU (11/9/2021)
Free Throws Made	9	Tyrese Hunter, Iowa State (11/16/2021)
Free Throw Attempts	11	Jermaine Marshall, Samford (12/8/2021)
Free Throw Percentage	1.000 (8-8)	Malachi Smith, Dayton (12/1/2021)
	1.000 (4-4)	Timmy Allen, Texas (12/22/2021)
	1.000 (3-3)	Isiah Mosley, Missouri State (11/13/2021)
Rebounds	14	Gaige Prim, Missouri State (11/13/2021)
Assists	11	Joe Toussaint, Iowa (11/18/2021)
Steals	5	Malachi Smith, Dayton (12/1/2021)
Blocks	5	Gaige Prim, Missouri State (11/13/2021)
Turnovers	5	David McCoy, MVSU (11/3/2022)
		Dayvion McKnight, North Carolina Central (11/20/2021)
		Jairus Hamilton, WKU (11/9/2021)
		Dayvion McKnight, WKU (11/9/2021)
Fouls	5	Jermaine Marshall, Samford (12/8/2021)
		Isaac Chatman, North Alabama (11/28/2021)
		Dontavius King, North Carolina Central (11/20/2021)







GAME RECAPS

GAME 7  
Alabama State 80, NCCU 74 (ot)  
November 20, 2021

MONTGOMERY, Ala. | Alabama State used a pair of double-doubles by Gerald Liddell (Cibolo, Texas) and Jordan O'Neal (Mobile, Ala.) to push past North Carolina Central 80-74 in overtime at the Dunn-Oliver Acadome on Saturday night.

Liddell paced Alabama State (1-5) with 22 points and 11 rebounds in 38 minutes of action, including hitting a lay-up to tie the game with just 6.6 seconds left in overtime and sealing the win at the line in the extra frame. Meanwhile, O'Neal finished with 19 points and 14 rebounds (including six offensive boards) while playing just 32 minutes after fouling out in regulation.

The two finished just eight rebounds shy of the entire North Carolina Central team.

Juan Reyna (San Antonio, Texas) finished with 14 points including a big three in overtime to put the Hornets up, while Isaiah Range (Cedar Hill, Texas) finished with 11. Alabama State led late in the second half before North Carolina Central stormed back from a seven-point deficit at 66-59 with just under four minutes to play to take a two-point led with under 30 seconds left in regulation. After a timeout, Liddell drove the length of the floor and hit a lay-up to tie the game, before DJ Jackson (San Bernardino, Calif.) had a chance to win it at the buzzer after a steal but missed an off-balance three-pointer.

The Hornets finished the night shooting 43.5 (27-of-62) percent from the floor and 35.0 (7-of-20) from beyond the arc. They also finished the night shooting 67.9 (19-of-28) percent from the free throw line.

Randy Miller, Jr. led North Carolina Central with 23 points.

Official Basketball Box Score - Final

N.C. Central at Alabama St.

11/20/21 Dunn-Oliver Acadome, Montgomery

2021-22 Men's Basketball

Game Time: 7:00 PM

Game Duration: 2:34

Attendance: 1,020

Officials: Fred Lutz

N.C. Central - 74

Record: 0-4

NO. Name	Min	FG		3P		FT		Rebounds	Fouls	TP	AS	TO	Blocks	±	
		M	A	M	A	M	A								
2 Kira Murray	19:50	1-4	0-2	0-1	1	2	3	2	2	2	0	2	0	1	0
3 Cameron Baker	C	18:50	1-5	0-0	1-2	1	3	4	1	3	1	1	0	1	0
3 Alex Caldwell	G	17:02	0-5	0-2	1-1	0	0	0	3	1	1	2	1	0	0
11 Marquis Maffly	F	03:02	0-11	0-6	0-0	4	4	1	0	7	1	0	2	0	1
14 Randy Miller Jr.	G	07:42	0-2	0-2	1-1	4	5	1	0	2	0	0	0	2	0
19 Darius King	F	19:02	1-6	0-0	1-3	3	3	5	3	9	1	5	0	0	0
21 Eric Boone	F	02:30	1-0	0-0	1-1	1	4	1	1	0	0	0	0	0	0
24 Domanius King	F	07:18	1-2	1-1	0-0	0	0	0	0	0	0	0	0	0	0
26 Nicolas Pennell	F	08:14	0-0	0-0	2-2	1	4	3	1	1	1	0	2	0	0
30 Samuel Kato	SO	03:07	0-0	0-0	0-0	1	1	1	2	0	0	0	0	0	0
5 Justin Wright	F	14:38	0-5	0-1	2-2	2	2	2	2	8	1	0	0	0	1
Team			0	0	0	0	0	0	0	0	1	1	0	0	0
Totals		27-71	4-25	10-23	33	22	21	24	11	16	7	2	5	6	

Technical Fouls:NONE

Shooting By Period

1st	10-20	50.0%
2nd	10-20	50.0%
3rd	10-20	50.0%
4th	10-20	50.0%
OT	10-20	50.0%

Dead Ball Rebounds: 11

Alabama St. - 80

Record: 1-4

NO. Name	Min	FG		3P		FT		Rebounds	Fouls	TP	AS	TO	Blocks	±	
		M	A	M	A	M	A								
1 Jordan O'Neal	01:20	0-0	0-0	7-12	5	8	1	1	5	1	0	2	0	1	4
3 Gerald Liddell	38:48	7-17	1-3	7-8	1	10	11	3	8	22	4	4	0	0	32
5 Juan Reyna	03:10	1-0	0-0	2-2	0	1	1	1	1	1	1	1	0	0	14
20 Kenny Strawbridge	04:00	0-5	0-1	1-2	1	3	4	2	1	1	1	0	0	0	11
24 Isaiah Range	04:31	0-10	0-4	0-0	0	2	1	1	0	0	0	0	0	0	0
19 Kevin Stewart	04:16	0-2	0-0	0-0	0	1	0	0	0	0	0	0	0	0	0
11 DJ Jackson	21:44	0-2	1-1	1-2	1	4	5	1	3	6	3	7	0	0	0
10 Michael Barber	12:46	1-1	0-0	1-2	3	2	5	1	3	0	2	0	0	0	0
14 Christian McCray	09:30	0-5	0-1	0-0	1	1	2	1	0	0	1	0	0	0	0
Team			0	0	0	0	0	0	0	0	0	0	0	0	0
Totals		27-62	7-20	19-28	14	31	45	21	22	80	14	19	9	5	0

Technical Fouls:NONE

Shooting By Period

1st	10-20	50.0%
2nd	10-20	50.0%
3rd	10-20	50.0%
4th	10-20	50.0%
OT	10-20	50.0%

Dead Ball Rebounds: 6

NCCU

ASU

Biggest lead

7 (1:22.33)

ASU

Best Scoring Run

10 (2:11.10)

ASU

Points from Turnovers

22

34

Period by Period Scoring

1st

2nd

3rd

4th

OT

ASU

34

6

74

ASU

34

6

74

ASU

34

6

74

ASU

34

6

74

ASU

34

6

74

ASU

34

6

74

ASU

34

6

74

ASU

34

6

74

ASU

34

6

74

ASU

34

6

74

ASU

34

6

74

ASU

34

6

74

ASU

34

6

74

ASU

34

6

74

ASU

34

6

74

ASU

34

6

74

ASU

34

6

74

ASU

34

6

74

ASU

34

6

74

ASU

34

6

74

ASU

34

6

74

ASU

34

6

74

ASU

34

6

74

ASU

34

6

74

ASU

34

6

74

ASU

34

6

74

ASU

34

6

74

ASU

34

6

74

ASU

34

6

74

ASU

34

6

74

ASU

34

6

74

ASU

34

6

74

ASU

34

6

74

ASU

34

6

74

ASU

34

6

74

ASU

34

6

74

ASU

34

6

74

ASU

34

6

74

ASU

34

6

74

ASU

34

6

74

ASU

34

6

74

ASU

34

6

74

ASU

34

6

74

ASU

34

6

74

ASU

34

6

74

ASU

34

6

74

ASU

34

6

74

ASU

34

6

74

ASU

34

6

74

ASU

34

6

74

ASU

34

6

74

ASU

34

6

74

ASU

34

6

74

ASU

34

6

74

ASU

34

6

74

ASU

34

6

74

ASU

34

6

74

ASU

34

6

74

ASU

34

6

74

ASU

34

6

74

ASU

34

6

74

ASU

34

6

74

ASU

34

6

74

ASU

34

6

74

ASU

34

6

74

ASU

34

6

74

ASU

34

6

74

ASU

34

6

74

ASU

34

6

74

ASU

34

6

74

ASU

34

6

74

ASU

34

6

74

ASU

34

6

74

ASU

34

6

74

ASU

34

6

74

ASU

34

6

74

ASU

34

6

74

ASU

34

6

74

ASU

34

6

74

ASU

34

6

74

ASU

34

6

74

ASU

34

6

74

ASU

34

6

74

ASU

34

6

74

ASU

34

6

74

ASU

34

6

74

ASU</

GAME 8 (EXHIBITION)  
Alabama State 91, Tuskegee 65  
November 22, 2021

MONTGOMERY, Ala. | Alabama State trailed by one at the break but used a big run at the beginning of the second half to pull away from Tuskegee for a 91-65 victory at the Dunn-Oliver Acadome on Monday night.

Alabama State (2-5) shot 42.9 (12-of-28) percent from the second half but found themselves trailing to the Golden Tigers after a pair of free throws with just 23 seconds left before half. Alabama State was unable to convert a pair of free throws with under a second to play and went into the locker room down 37-36.

The second half was a different story as the Hornets came out on a 19-2 run that started with a pair of three-pointers from freshman Juan Reyna (San Antonio, Texas) to go up 42-37 with 19 minutes to play in the game. After a Tuskegee basket cut the lead to 44-39, the Hornets scored 11 consecutive points to push the lead to 55-39 with 15:54 to play. The lead continued to grow throughout the second half growing to as many as 30 with just 1:35 to play in the game.

Christian McCray (Las Vegas, Nev.) led Alabama State with 15 points, pacing three players in double figures. He finished the night shooting 7-of-9 from the floor, while Kevin Stewart (Memphis, Tenn.) and Reyna each finished with 10. Meanwhile, DJ Jackson (San Bernardino, Calif.) finished with five points, nine rebounds, and five assists on the night for the Hornets who finished shooting 53.4 (31-of-58) percent from the floor.

They also finished the night shooting 42.2 (7-of-17) percent from beyond the arc and 57.9 (22-of-38) percent from the free throw line. They also outrebounded the Golden Tigers 40-30, while turning the ball over just 14 times.

Official Basketball Box Score - Final  
Tuskegee at Alabama St.  
11/20/21 Dunn-Oliver Acadome, Montgomery  
2021-22 Men's Basketball

Game Time: 7:00 PM  
Game Duration: 1:53  
Attendance: 1,480  
Officials: Fred Lutz

Tuskegee - 65

Record: 0-4

NO. Name	Min.	FG	3P	FT	Rebounds	Fouls	TP	AS	TO	Blocks	±				
		M	A	M	OR	OT				BS	A				
4 Mason Green	11:47	0-2	0-0	0-0	0	1	1	3	0	0	0	0	0	12	
11 Haniel Carter	01:22	1-1	0-0	2-2	2	3	3	1	4	0	2	1	0	8	
2 Devin Booker	03:35	10-20	3-12	3-4	1	2	3	1	3	24	4	4	1	2	0
10 Delwanne Minton	02:33	0-1	0-0	1-1	2	4	0	1	1	2	1	0	1	0	0
24 Steve Duley	05:20	1-9	1-7	0-0	1	4	5	2	3	1	0	1	0	0	30
11 Marquis Jones	08:13	0-0	0-0	0-0	3	3	8	3	4	3	0	1	0	1	19
24 Steve Duley	10:30	0-7	0-0	0-0	2	2	2	1	0	0	4	1	0	0	4
10 Delwanne Minton	08:10	2-3	1-2	2-2	0	2	2	3	7	2	0	2	0	0	11
11 Marquis Jones	12:10	0-0	0-0	0-0	1	1	0	2	1	1	0	0	0	0	3
5 Rasheed Harrison	16:44	0-2	0-0	0-0	3	3	3	4	3	4	0	1	0	0	8
Team		34-65	6-20	11-21	9	21	30	34	22	40	13	3	4	4	0

Shooting By Period

1st	10-20	50.0%
2nd	4-13	30.8%
3rd	5-13	38.5%
4th	10-27	37.0%
OT	2-11	18.2%
FT	6-8	75.0%
GM	34-65	51.5%
3P	6-20	30.0%
FT	11-21	52.4%

Dead Ball Rebounds: 7

Alabama St. - 91

Record: 1-4

NO. Name	Min.	FG	3P	FT	Rebounds	Fouls	TP	AS	TO	Blocks	±				
		M	A	M	OR	OT				BS	A				
2 Jordan O'Neal	16:37	3-4	0-0	1-5	3	6	3	7	2	0	2	1	0	0	8
3 Gerald Liddell	18:46	1-5	0-1	4-8	2	1	3	4	6	2	1	0	2	1	10
5 Juan Reyna	08:33	3-6	2-2	0-0	0	1	2	0	1	0	0	0	0	0	10
20 Kenny Strawbridge	05:20	4-8	1-1	0-0	0	0	0	1	0	0	4	1	0	0	18
24 Isaiah Range	03:48	4-5	0-1	1-1	0	2	3	1	1	1	0	0	0	0	13
11 DJ Jackson	21:37	1-0	0-1	3-4	3	6	9	3	6	1	2	0	1	0	6
10 Michael Barber	21:25	1-4	0-0	5-8	1	2	5	2	4	7	0	2	0	1	19
11 Jaymes Mitchell	10:10	0-2	1-1	1-2	0	2	2	1	6	1	1	0	0	0	3
14 Christian McCray	20:15	7-9	0-0	1-2	0	2	2	2	15	1	1	2	0	0	14
19 Kevin Stewart	16:13	3-9	2-6	2-2	0	2	1	1	10	0	1	1	0	0	7
4 E.J. Clark	05:58	1-2	0-1	1-2	0	3	1	2	0	0	0	0	0	0	6
29 Ashton McClelland	05:11	1-1	0-0	0-0	0	0	0	0	1	0	0	0	0	0	7
13 Kareem Clark	05:16	0-0	0-0	1-2	0	2	0	1	1	2	0	0	0	0	7
Team		51-91	7-17	22-38	11	29	40	22	24						

Technical Fouls:NONE

Shooting By Period

1st	10-20	50.0%
2nd	10-20	50.0%
3rd	11-20	55.0%
4th	10-20	50.0%
OT	10-20	50.0%
GM	34-65	51.5%
3P	7-17	41.2%
FT	22-38	57.9%

Dead Ball Rebounds: 10

	TU	ASU
Biggest Lead	4 (1st 12:38)	30 (1st 12:38)
Best Shooting	10-20 (50.0%)	11-20 (55.0%)
Lead Changes	11	11
Times Tied	7	7
Time Lead	09:59	20:43

	Points from	TU	ASU
Turnovers	12	25	25
Second Chance	8	14	14
Fast Breaks	10	22	10
Rebounds	11	20	20

Technical Fouls:NONE

Period by Period Scoring

	TU	ASU
1st	37	28
2nd	11	10
3rd	16	16
4th	11	17



GAME RECAPS

GAME 13  
16/17 Texas 68, Alabama State 48  
December 22, 2021

AUSTIN, Texas | Alabama State went ahead early on the road against No. 16/17 Texas at the Frank C. Erwin Center, before the Longhorns were able to pull away in the second half for a 68-48 victory on Wednesday afternoon.

Gerald Liddell (Cibolo, Texas) led Alabama State (1-10) with 16 points on 5-of-12 shooting from the floor, in a game that was picked up on Sunday following the postponement of games for both Texas and the Hornets. Alabama State also played without head coach Mo Williams who was out for the game awaiting the birth of his child.

Juan Reyna (San Antonio, Texas) added 10 points in the loss, connecting on four of his nine shot opportunities for Alabama State who finished the day shooting 36.7 (18-of-49) percent from the floor and 33.3 (5-of-15) percent from beyond the arc. They also shot 63.6 (7-of-11) percent from the free throw line.

Meanwhile, Dylan Disu led Texas with 14 points off the bench, pacing four players in double figures including Marcus Carr with 13. Andrew Jones added 12 and Timmy Allen 10 for the Longhorns who finished the game shooting 42.1 (24-of-57) percent from the floor and just 29.2 (7-of-24) percent from beyond the arc. They also shot 92.9 (13-of-14) percent from the free throw line.

The Hornets got on the board first on a Liddell jumper just 20 seconds into the game in a homecoming of sorts for the junior who started his career at Texas. They continued to build on the lead, taking an early 8-2 and building that lead to 18-9 with 10:36 to play in the half. The Hornets held the lead behind seven straight points from Trace Young (Owensboro, Ky.) over a span of four minutes.

Official Basketball Box Score - Final												Game Time: 1:00 PM														
Alabama St. at Texas												Game Duration: 1:30														
12/22/21 Frank C. Erwin Center, Austin, TX												Attendance: 1,120														
Officiate: Kipp Kinsinger, Josh Williams, Brent Smith																										
Alabama St. - 48																										
Report: 2-10																										
NO. Name	Min	FG	3P	FT	Rebounds	Fouls	TP	AS	TO	ST	Blocks	PTS	±													
1	21	5	12	5	7	1	1	2	4	16	0	2	1	2												
2	Darrell Liddell	27	5	12	5	7	1	1	2	4	16	0	2	1	2											
3	DJ Jackson	27	5	12	5	7	1	1	2	4	16	0	2	1	2											
4	Juan Reyna	20	4	9	3	0	0	2	1	0	10	2	1	0	0											
5	Jayme Mitchell	17	5	11	0	1	0	1	2	2	0	1	0	0	0											
6	Kenny Strawbridge	17	1	3	1	0	1	0	1	0	1	0	0	0	0											
7	Trace Young	25	3	7	1	5	0	0	6	4	3	7	1	8	2											
8	Isaiah Range	19	2	3	0	0	1	1	2	1	0	1	0	0	0											
9	Michael Barber	17	1	3	1	0	1	0	1	0	1	0	0	0	0											
10	Michael Barber	17	1	3	1	0	1	0	1	0	1	0	0	0	0											
11	Michael Barber	17	1	3	1	0	1	0	1	0	1	0	0	0	0											
12	Michael Barber	17	1	3	1	0	1	0	1	0	1	0	0	0	0											
13	Michael Barber	17	1	3	1	0	1	0	1	0	1	0	0	0	0											
14	Michael Barber	17	1	3	1	0	1	0	1	0	1	0	0	0	0											
15	Michael Barber	17	1	3	1	0	1	0	1	0	1	0	0	0	0											
16	Michael Barber	17	1	3	1	0	1	0	1	0	1	0	0	0	0											
17	Michael Barber	17	1	3	1	0	1	0	1	0	1	0	0	0	0											
18	Michael Barber	17	1	3	1	0	1	0	1	0	1	0	0	0	0											
19	Michael Barber	17	1	3	1	0	1	0	1	0	1	0	0	0	0											
20	Michael Barber	17	1	3	1	0	1	0	1	0	1	0	0	0	0											
21	Michael Barber	17	1	3	1	0	1	0	1	0	1	0	0	0	0											
22	Michael Barber	17	1	3	1	0	1	0	1	0	1	0	0	0	0											
23	Michael Barber	17	1	3	1	0	1	0	1	0	1	0	0	0	0											
24	Michael Barber	17	1	3	1	0	1	0	1	0	1	0	0	0	0											
25	Michael Barber	17	1	3	1	0	1	0	1	0	1	0	0	0	0											
26	Michael Barber	17	1	3	1	0	1	0	1	0	1	0	0	0	0											
27	Michael Barber	17	1	3	1	0	1	0	1	0	1	0	0	0	0											
28	Michael Barber	17	1	3	1	0	1	0	1	0	1	0	0	0	0											
29	Michael Barber	17	1	3	1	0	1	0	1	0	1	0	0	0	0											
30	Michael Barber	17	1	3	1	0	1	0	1	0	1	0	0	0	0											
31	Michael Barber	17	1	3	1	0	1	0	1	0	1	0	0	0	0											
32	Michael Barber	17	1	3	1	0	1	0	1	0	1	0	0	0	0											
33	Michael Barber	17	1	3	1	0	1	0	1	0	1	0	0	0	0											
34	Michael Barber	17	1	3	1	0	1	0	1	0	1	0	0	0	0											
35	Michael Barber	17	1	3	1	0	1	0	1	0	1	0	0	0	0											
36	Michael Barber	17	1	3	1	0	1	0	1	0	1	0	0	0	0											
37	Michael Barber	17	1	3	1	0	1	0	1	0	1	0	0	0	0											
38	Michael Barber	17	1	3	1	0	1	0	1	0	1	0	0	0	0											
39	Michael Barber	17	1	3	1	0	1	0	1	0	1	0	0	0	0											
40	Michael Barber	17	1	3	1	0	1	0	1	0	1	0	0	0	0											
41	Michael Barber	17	1	3	1	0	1	0	1	0	1	0	0	0	0											
42	Michael Barber	17	1	3	1	0	1	0	1	0	1	0	0	0	0											
43	Michael Barber	17	1	3	1	0	1	0	1	0	1	0	0	0	0											
44	Michael Barber	17	1	3	1	0	1	0	1	0	1	0	0	0	0											
45	Michael Barber	17	1	3	1	0	1	0	1	0	1	0	0	0	0											
46	Michael Barber	17	1	3	1	0	1	0	1	0	1	0	0	0	0											
47	Michael Barber	17	1	3	1	0	1	0	1	0	1	0	0	0	0											
48	Michael Barber	17	1	3	1	0	1	0	1	0	1	0	0	0	0											
49	Michael Barber	17	1	3	1	0	1	0	1	0	1	0	0	0	0											
50	Michael Barber	17	1	3	1	0	1	0	1	0	1	0	0	0	0											
51	Michael Barber	17	1	3	1	0	1	0	1	0	1	0	0	0	0											
52	Michael Barber	17	1	3	1	0	1	0	1	0	1	0	0	0	0											
53	Michael Barber	17	1	3	1	0	1	0	1	0	1	0	0	0	0											
54	Michael Barber	17	1	3	1	0	1	0	1	0	1	0	0	0	0											
55	Michael Barber	17	1	3	1	0	1	0	1	0	1	0	0	0	0											
56	Michael Barber	17	1	3	1	0	1	0	1	0	1	0	0	0	0											
57	Michael Barber	17	1	3	1	0	1	0	1	0	1	0	0	0	0											
58	Michael Barber	17	1	3	1	0	1	0	1	0	1	0	0	0	0											
59	Michael Barber	17	1	3	1	0	1	0	1	0	1	0	0	0	0											
60	Michael Barber	17	1	3	1	0	1	0	1	0	1	0	0	0	0											
61	Michael Barber	17	1	3	1	0	1	0	1	0	1	0	0	0	0											
62	Michael Barber	17	1	3	1	0	1	0	1	0	1	0	0	0	0											
63	Michael Barber	17	1	3	1	0	1	0	1	0	1	0	0	0	0											
64	Michael Barber	17	1	3	1	0	1	0	1	0	1	0	0	0	0											
65	Michael Barber	17	1	3	1	0	1	0	1	0	1	0	0	0	0											
66	Michael Barber	17	1	3	1	0	1	0	1	0	1	0	0	0	0											
67	Michael Barber	17	1	3	1	0	1	0	1	0	1	0	0	0	0											
68	Michael Barber	17	1	3	1	0	1	0	1	0	1	0	0	0	0											
69	Michael Barber	17	1	3	1	0	1	0	1	0	1	0	0	0	0											
70	Michael Barber	17	1	3	1	0	1	0	1	0	1	0	0	0	0											
71	Michael Barber	17	1	3	1	0	1	0	1	0	1	0	0	0	0											
72	Michael Barber	17	1	3	1	0	1	0	1	0	1	0	0	0	0											
73	Michael Barber	17	1	3	1	0	1	0	1	0	1	0	0	0	0											
74	Michael Barber	17	1	3	1	0	1	0	1	0	1	0	0	0	0											
75	Michael Barber	17	1	3	1	0	1	0	1	0	1	0	0	0	0											
76	Michael Barber	17	1	3	1	0	1	0	1	0	1	0	0	0	0											
77	Michael Barber	17	1	3	1	0	1	0	1	0	1	0	0	0	0											
78	Michael Barber	17	1	3	1	0	1	0	1	0	1	0	0	0	0											
79	Michael Barber	17	1	3	1	0	1	0	1	0	1	0	0	0	0											
80	Michael Barber	17	1	3	1	0	1	0	1	0	1	0	0	0	0											
81	Michael Barber	17	1	3	1	0	1	0	1	0	1	0	0	0	0											
82	Michael Barber	17	1	3	1	0	1	0	1	0	1	0	0	0	0											
83	Michael Barber	17	1	3	1	0	1	0	1	0	1	0	0	0	0											
84	Michael Barber	17	1	3	1	0	1	0	1	0	1	0	0	0	0											
85	Michael Barber	17	1	3	1	0	1	0	1	0	1	0	0	0	0											
86	Michael Barber	17	1	3	1	0	1	0	1	0	1	0	0	0	0											
87	Michael Barber	17	1	3	1	0	1	0	1	0	1	0	0	0	0											
88	Michael Barber	17	1	3	1	0	1	0	1	0	1	0	0	0	0											
89	Michael Barber	17	1	3	1	0	1	0	1	0	1	0	0	0	0											
90	Michael Barber	17	1	3	1	0	1	0	1	0	1	0	0	0	0											
91	Michael Barber	17	1	3	1	0	1	0	1	0	1	0	0	0	0											
92	Michael Barber	17	1	3	1	0	1	0	1	0	1	0	0	0	0											
93	Michael Barber	17	1	3	1	0	1	0	1	0	1	0	0	0	0											
94	Michael Barber	17	1	3	1	0	1	0	1	0	1	0	0	0	0											
95	Michael Barber	17	1	3	1	0	1	0	1	0	1	0	0	0	0											
96	Michael Barber	17	1	3	1	0	1	0	1	0	1	0	0	0	0											
97	Michael Barber	17	1	3	1	0	1	0	1	0	1	0	0	0	0											
98	Michael Barber	17	1	3	1	0	1	0	1	0	1	0	0	0	0											
99	Michael Barber	17	1	3	1	0	1	0	1	0	1	0	0	0	0											
100	Michael Barber	17	1	3	1	0	1	0	1	0	1	0	0	0	0											
Totals												19:49	15	7	11	7	21	28	17	13	6	0	2	3	7	23
												Technical Fouls: NONE														
Texas - 58																										
Report: 2-2																										
NO. Name	Min	FG	3P	FT	Rebounds	Fouls	TP	AS	TO	ST	Blocks	PTS	±													
0	Trinity Allen	9	0	0	0	1	4	4	3	7	1	0	2	2	2	0	1	0								
1	Isaiah Frazier	16	2	4	1	1	1	2	0	1	3	0	1	0	0	1	0	0								
2	Andrew Jones	30	10	14	3	4	0	1	4	1	2	2	2	0	0	0	13	3								
3	Isaiah Frazier	30	10	14	3	4	0	1	4	1	2	2	2	0	0	0	13	3								
4	Michael Barber	30	10	14	3	4	0	1	4	1	2	2	2	0	0	0	13	3								
5	Devlin Adams	10	0	0	0	0	1	1	2	1	0	0	3	1	0	0	0	0								
6	Isaiah Frazier	10	0	0	0	0	1	1	2	1	0	0	3	1	0	0	0	0								
7	Country Ramsey	33	9	12	5	2	0	0	0	0	0	0	0	0	0	0	0	0								
8	Isaiah Frazier	20	2	4	0	1	1	2	0	0	1	3	0	1	0	0	0	0								
9	Christina Bishop	17	0	0	0	0	3	7	2	0	0	0	0	0	0	0	0	0								
10	Michael Barber	17	0	0	0	0	3	7	2	0	0	0	0	0	0	0	0	0								
11	Michael Barber	17	0	0	0	0	3	7	2	0	0	0	0	0	0	0	0	0								
12	Michael Barber	17																								

NATIONAL RANKINGS

Associated Press

Team	Record	Pts
1 Baylor (61)	13-0	1,525
2 Duke	11-1	1,447
3 Purdue	12-1	1,376
4 Gonzaga	11-2	1,314
5 UCLA	8-1	1,287
6 Kansas	11-1	1,237
7 Southern California	12-0	1,015
8 Arizona	11-1	1,013
9 Auburn	12-1	976
10 Michigan State	12-2	934
11 Iowa State	12-1	896
12 Houston	12-2	849
13 Ohio State	9-2	819
14 Texas	11-2	640
15 Alabama	10-3	589
16 Providence	13-1	560
16 Kentucky	11-2	560
18 Tennessee	9-3	519
19 Villanova	9-4	437
20 Colorado State	10-0	386
21 LSU	12-1	371
22 Xavier	11-2	270
23 Wisconsin	10-2	221
24 Seton Hall	9-3	174
25 Texas Tech	10-2	142

RECEIVING VOTES: Illinois 74, Oklahoma 71, Loyola Chicago 40, Connecticut 39, Georgia 22, West Virginia 6, Iowa 5, Minnesota 3, Davidson 3, San Francisco 3, Creighton 2

Ferris Mowers Coaches Poll

Team	Record	Pts
1 Baylor	13-0	800
2 Duke	11-1	760
3 Purdue	12-1	713
4 Gonzaga	11-2	693
5 UCLA	8-1	657
6 Kansas	11-1	654
7 Arizona	11-1	559
8 Southern California	12-0	517
9 Auburn	12-1	512
10 Michigan St	12-2	507
11 Iowa State	12-1	450
12 Ohio St.	9-2	412
13 Kentucky	11-2	344
14 Houston	12-2	328
15 Villanova	9-4	286
16 Texas	11-2	285
17 Providence	13-1	284
18 Tennessee	9-3	253
19 Colorado St.	10-0	229
20 Alabama	10-3	223
21 Louisiana State	12-1	208
22 Seton Hall	9-3	160
23 Wisconsin	10-2	156
24 Xavier	11-2	136
25 Texas Tech	10-2	110

RECEIVING VOTES: Illinois 37; Connecticut 30; Oklahoma 29; Loyola-Chicago 16; Arkansas 15; Minnesota 14; San Francisco 6; Brigham Young 5; Saint Mary's 4; Florida 4; West Virginia 2; Florida State 1; Davidson 1.

College Insiders Mid-Major Poll

Team	Record	Pts
1 Gonzaga	11-2	775
2 San Francisco	13-1	737
3 Loyola Chicago	9-2	701
4 Jona	11-2	661
5 BYU	12-3	656
6 Belmont	10-3	613
7 Saint Mary's	12-3	604
8 Ohio	10-2	529
9 Murray State	11-2	510
10 New Mexico State	12-2	461
11 Monmouth	10-3	425
12 South Dakota State	12-4	423
13 Chattanooga	11-3	365
14 Grand Canyon	11-2	360
15 Oakland	9-4	350
16 Drake	10-5	281
17 James Madison	9-2	246
18 Akron	8-3	205
19 Toledo	9-4	166
20 Abilene Christian	11-2	103
21 Missouri State	10-5	98
22 Boston University	10-4	86
23 Southern Utah	9-5	82
24 Utah Valley	10-4	75
25 Santa Clara	10-5	72

RECEIVING VOTES: Vermont 69, Weber State 48, Liberty 47, Towson 40, UC Irvine 28, Wagner 25, Hofstra 24, Princeton 24, Buffalo 22, Furman 14, Cleveland State 13, Stephen F. Austin 13, California Baptist 12, Texas A&M Corpus Christi 12, VMI 12, Morehead State 10, Navy 9, Wofford 9, Loyola Marymount 7, FGCU 6, Georgia State 6, Miami Ohio 6, Montana State 6, Samford 6, Arkansas State 5, UC San Diego 5, Youngstown State 5, Louisiana 3, Norfolk State 2, Delaware 1, Northern Iowa 1, South Alabama 1.

THE WEEK AHEAD

Monday	Tuesday	Wednesday	Thursday	Friday	Saturday	Sunday
at MVSU 4 pm	Travel Day Practice TBA	at UAPB 7:30 pm	OFF	Practice 10 am - 12 pm	vs. Jackson St. 4:30 pm	Practice TBA
POST GAME	by request only	POST GAME	NO INTERVIEWS	by request only	POST GAME	by request only
3	4	5	6	7	8	9

POSTGAME INTERVIEWS

Head coach Mo Williams and selected student-athletes will be available to the media via Zoom following all home games, and selected road games upon request. Any requests for additional coaches or student-athletes not selected may be made to Travis Jarome (tjarome@alasu.edu) any point during or immediately after the game.

GAME NOTES

Game notes for all games are available on the men's basketball page on the official athletics website at [BamaStatesports.com](http://BamaStatesports.com).

CREDENTIALS

Credentials for covering Alabama State's 2021-22 men's basketball can be obtained by following the credential requests guidelines on [BamaStateSports.com](http://BamaStateSports.com). If you have any questions, you can email Director of Athletic Strategic Communications, Travis Jarome at [tjarome@alasu.edu](mailto:tjarome@alasu.edu).

DISTRIBUTION LIST

To be added to the Alabama State Athletics media distribution list, email your media outlet and email addresses to Director of Athletic Strategic Communications, Travis Jarome at [tjarome@alasu.edu](mailto:tjarome@alasu.edu). All outlets on the distribution list will receive PDFs of the box score and play by play, as well as notes and quotes following each game.



## RADIO / TELEVISION ROSTER



0 • TRACE YOUNG  
F • 6-8 • 83 • Jr. - JC  
Owensboro, Kentucky



1 • DJ JACKSON  
G • 6-1 • 165 • Fr. - 1L  
San Bernardino, California



2 • JORDAN O'NEAL  
F • 6-7 • 197 • So. - 1L  
Mobile, Alabama



3 • GERALD LIDDELL  
F • 6-8 • 203 • Jr. - TR  
Cibola, Texas



4 • E.J. CLARK  
G • 5-11 • 165 • Jr. - 1L  
Dallas, Texas



5 • JUAN REYNA  
G • 6-2 • 182 • Fr. - HS  
San Antonio, Texas



10 • MICHAEL BARBER  
F • 6-8 • 212 • So. - JC  
Jackson, Mississippi



11 • JAYME MITCHELL  
G • 6-5 • 187 • Fr. - HS  
Jackson, Mississippi



12 • MALIK SMILEY  
G • 6-4 • 165 • R-Fr. - 1L  
Birmingham, Alabama



13 • KAREEM CLARK  
G • 6-3 • 191 • Jr. - JC  
Sacramento, California



15 • KEVON STEWART  
G • 6-3 • 183 • Sr. - 2L  
Memphis, Tennessee




20 • KENNY STRAWBRIDGE  
G • 6-6 • 202 • R-So. - 1L  
Rockford, Illinois



21 • CHRISTIAN MCCRAY  
G • 6-6 • 171 • Jr. - TR  
Las Vegas, Nevada



22 • DARRELL REED  
F • 6-8 • 211 • Fr. - HS  
Hammond, Indiana



23 • ASHTON MCCLELLAND  
G • 6-0 • 153 • R-So. - TR  
Houston, Texas



40 • ISAAH RANGE  
G • 6-3 • 215 • So. - TR  
Cedar Hill, Texas



MO WILLIAMS  
Head Coach  
Second Season



TREY JOHNSON  
Associate Head Coach  
Second Season



TYRONE LEVETT  
Assistant Coach  
Fourth Season



KEITH WILLIAMS  
Assistant Coach  
Second Season