



ALABAMA STATE BASKETBALL

2001, 2004, 2009, 2011 SWAC CHAMPIONS | 7 NCAA POSTSEASONS



GAME 19 NR/NR **ALABAMA STATE** (4-14, 3-3 SWAC) vs. NR/NR **TEXAS SOUTHERN** (6-10, 4-3 SWAC)

January 24, 2022 /// 7:30 pm /// Watch: AT&T SportsNet

Houston, Texas /// H&PE Arena (8,100) /// Social Media: @BamaStateMBB | @BamaStateSports /// #SWARMAS1

MEDIA INFORMATION

TV: AT&T SportsNet

Talent: Larry Hale (pxp)

Radio: KTSU 90.9 FM (Houston / online)

Talent: Larry Hale (pxp)

MBB Social Media: @BamaStateMBB | #STATEofMind

Athletics Social Media: @BamaStateSports | #STATEofMind

All-Time Series: Texas Southern leads 48-35

Montgomery: Alabama State leads 24-15

Houston: Texas Southern leads 31-8

Neutral Site: Alabama State leads 3-2

Mo Williams' era: 0-2

Last meeting: lost 86-76 (2/27/21) - Montgomery, Ala.

2021-22 SCHEDULE & RESULTS

DATE	ASU	OPP	OPPONENT	TV	TIME
N4	-	-	MOBILE^		W, 72-47
N9	-	-	at WKU	ESPN3	L, 74-79
N10	-	-	at Vanderbilt	SECN+	L, 72-91
N13	-	-	at Missouri State	ESPN3	L, 60-78
N16	-	-	at Iowa State	ESPN3	L, 60-68
N18	-	RV/RV	at Iowa	B10N	L, 82-108
N20	-	-	NC CENTRAL		W, 80-74
N22	-	-	TUSKEGEE^		W, 91-65
N28	-	-	NORTH ALABAMA		L, 69-81
D1	-	-	at Dayton	ESPN+	L, 54-93
D8	-	-	SAMFORD		L, 64-74
D11	-	-	at Pepperdine	WCC	L, 62-79
D15	-	4/3	at UCLA	Pac12	ppd-COVID
D21	-	-	at Memphis	ESPN+	ppd-COVID
D22	-	17/16	at Texas	ESPN+	L, 48-68
D28	-	25/25	at Texas Tech	ESPN+	L, 53-75
J3	-	-	at MVSU*		W, 84-75
J5	-	-	at UAPB*		L, 68-70
J8	-	-	JACKSON STATE*		W, 72-57
J10	-	-	ALCORN STATE*		L, 60-70
J15	-	-	ALABAMA A&M*		W, 59-55
J22	-	-	at PVAMU*		L, 67-70
J24	-	-	at Texas Southern*		7:30 pm
J29	-	-	vs. Bethune-Cookman*		7 pm
J31	-	-	FLORIDA A&M*		8 pm
F5	-	-	at Grambling State*		2:30 pm
F7	-	-	at Southern*		7:30 pm
F12	-	-	UAPB*		4:30 pm
F14	-	-	MVSU*		8 pm
F19	-	-	at Florida A&M*		4 pm (ET)
F21	-	-	at Bethune-Cookman*	ESPNU	8 pm
F26	-	-	at Alabama A&M*		TBA
M3	-	-	SOUTHERN*		8 pm
M5	-	-	GRAMBLING STATE*		4:30 pm

* - SWAC Game

^ - Exhibition Game

STORY LINES

- Alabama State lost their second Southwestern Athletic Conference (SWAC) game on the by less than three points, falling to Prairie View A&M 70-67. They dropped a game earlier this season by two on the road at UAPB.
- Alabama State finds itself two games back in the conference standings, and are behind by one game in the win column behind Texas Southern.
- The Hornets have started 12 different lineups this season, and have had their full squad for just one conference game to this point. They are second in the nation in the number of starting lineups used this season.
- Kenny Strawbridge** (Rockford, Ill.) was named the SWAC Player of the Week after his 27-point performance against Mississippi Valley State on Monday night. The award is the third for Alabama State as junior forward **Gerald Liddell** (Cibola, Texas), who missed the game at Mississippi Valley State, was named the SWAC Impact Player of the Week after scoring 16 points on the road against then-No. 16/17 Texas. Strawbridge (Rockford, Ill.) also won the award the week of December 15.
- Alabama State freshman **Juan Reyna** connected on his first 17 free throws to start the season and his collegiate career before missing his first two attempts in conference play.
- The Hornets were picked to finish eighth in the preseason poll on a vote from the league's head coaches and sports information directors with 125 total votes. They were just behind Alcorn State (128) in seventh and Florida A&M (138) in sixth. The top five included Texas Southern (237), Prairie View A&M (204), Jackson State (202), Grambling State (168), and Southern (167).
- Alabama State ended a 15-game road losing streak, and a six-game losing streak, with their win over Mississippi Valley State on Monday night. The Hornets used four players in double figures with career-highs from **Kenny Strawbridge** and **E.J. Clark**, who combined for 41 points in the win.

PROJECTED STARTERS

#	NAME	POS	HT	WT	YR-EXP	HOMETOWN	PPG	RPG	APG
0	Trace Young	F	6-8	183	Jr.-TR	Owensboro, Ky.	10.5	4.1	1.3
1	DJ Jackson	G	6-2	165	Fr.-1L	San Bernardino, Calif.	4.8	2.4	2.1
4	E.J. Clark	G	5-11	165	Jr.-1L	Dallas, Texas	6.1	1.1	1.8
20	Kenny Strawbridge	G	6-6	202	R-So.-1L	Rockford, Ill.	9.2	4.7	1.7
24	Isaiah Range	G	6-3	215	So.-TR	Cedar Hill, Texas	9.0	4.7	1.4

OFF THE BENCH

#	NAME	POS	HT	WT	YR-EXP	HOMETOWN	PPG	RPG	APG
2	Jordan O'Neal	F	6-7	197	So.-1L	Mobile, Ala.	8.2	5.4	0.7
3	Gerald Liddell	F	6-8	203	Jr.-TR	Cibola, Texas	11.3	4.9	1.7
5	Juan Reyna	G	6-2	182	Fr.-HS	San Antonio, Texas	7.3	1.7	1.0
10	Michael Barber	F	6-8	212	So.-TR	Jackson, Miss.	2.0	3.0	0.2
11	Jayme Mitchell	G	6-5	187	Fr.-HS	Jackson, Miss.	3.2	1.7	0.5
12	Malik Smiley	G	6-4	180	R-Fr.-RS	Birmingham, Ala.	—	—	—
13	Kareem Clark	G	6-3	185	Jr.-TR	Sacramento, Calif.	0.0	0.0	0.0
14	Christian McCray	G	6-6	171	Jr.-TR	Las Vegas, Nev.	6.0	1.7	0.1
15	Kevion Stewart	G	6-3	183	R-Sr.-2L	Memphis, Tenn.	3.0	0.8	0.3
22	Darrell Reed	F	6-8	211	Fr.-HS	Hammond, Ind.	—	—	—
23	Ashton McClelland	G	6-0	153	R-So.-TR	Houston, Texas	1.8	0.9	0.6

ALABAMA STATE ATHLETIC STRATEGIC COMMUNICATIONS

Director (Contact): Travis Jarome

Phone (office): (334) 229.2601

Phone (cell): (334) 294.1475

Email: tjarome@alasu.edu

Personal Twitter: @Travis_Jarome

Athletics Twitter: @BamaStateSports

Assistant Director: Jordan Benson

Phone (office): (334) 229.2635

Phone (cell): (356) 698-3311

Email: jbenson@alasu.edu

PRONUNCIATIONS

Gerald Lidell	Gerald LUH-Deil
Malik Smiley	MUH-leak Smiley
Kareem Clark	KUH-rheem Clark
Kevion Stewart	KEE-vee-yon Stewart

PARTICIPATION (INCLUDES EXHIBITIONS)

PLAYER	GP	GS
Michael Barber	18	1
E.J. Clark	18	7
Kareem Clark	2	0
DJ Jackson	15	10
Gerald Liddell	17	13
Ashton McClelland	9	0
Christian McCray	10	0
Jayme Mitchell	17	2
Jordan O'Neal	19	13
Isaiah Range	19	12
Darrell Reed	-	-
Juan Reyna	18	10
Malik Smiley	-	-
Kevion Stewart	9	0
Kenny Strawbridge	20	20
Trace Young	11	9

ALABAMA STATE IN THE POLLS

WEEK	W/L	AP	COACHES
Preseason	0-0	NR	NR
Week 1	0-3	NR	NR
Week 2	1-6	NR	NR
Week 3	1-7	NR	NR
Week 4	1-9	NR	NR
Week 5	1-10	NR	NR
Week 6	2-12	NR	NR
Week 7	4-13	NR	NR

QUICK HITS ...

- Alabama State head coach **Mo Williams** played his collegiate basketball at the University of Alabama. He was named The Sporting News Freshman of the Year, and led the Crimson Tide to their only number one ranking in school history.
- Assistant coach **Trey Johnson** played at a pair of Southwestern Athletic Conference (SWAC) schools during his playing career, finishing 10th in the nation in scoring during his junior season at 23.5 points per game and was named First Team All-SWAC. After declaring for the 2006 NBA Draft, Johnson returned to school and was named the Preseason SWAC Player of the Year and Preseason All-American. During his senior season, he set a single season record for points in a single game, points per game average (27.1), free throws made, and free throws attempted. He finished his career as a member of the 1,000-point club with 1,698 career points - placing in the top 10 in school history in just 2 seasons at JSU. Johnson also led Jackson State to 21 wins and the SWAC Tournament, earning Tournament MVP honors and was named the SWAC Player of the Year.
- Both Williams and Johnson played with two of the greats from the National Basketball Association (NBA) during their professional careers. Both played with LeBron James, while Johnson had the opportunity to play with Kobe Bryant during his time with the Los Angeles Lakers.
- Alabama State completed a five game road swing to open the season with all five games shown nationally. The first four were shown on the ESPN platform on either ESPN3, ESPN+, or the SEC Network, while the Iowa game was on the Big Ten Network.

ALABAMA STATE RETURNS FIVE WITH SIGNIFICANT PLAYING TIME ...

- The Hornets return six players who saw significant playing time in 2020-21 including second-leading scorer **Kenny Strawbridge** (Rockford, Ill.) who averaged 10.5 points and 7.2 rebounds per game, earning Second Team Preseason All-SWAC.
- They also return **Kevion Stewart** (Memphis, Tenn.) who averaged 8.2 points per game, while **Jordan O'Neal** (Mobile, Ala.) returns after averaging 5.8 points, 4.8 rebounds and a team-high 23 blocked shots. Meanwhile, **E.J. Clark** (Dallas, Texas) averaged 5.8 points per game and **DJ Jackson** (San Bernardino, Calif.) at 4.4 points per game.

SEVERAL NEWCOMERS DOT THE HORNETS ROSTER THIS YEAR...

- Several newcomers highlight this year's roster including a handful of transfers starting with **Trace Young** (Owensboro, Ky.) who sat out last season. The junior averaged 9.8 points per game two seasons ago at John A. Logan College after averaging 6.8 points at Wyoming as a freshman. He is joined by **Michael Barber** (Jackson, Miss.) who averaged 12.5 points and 7.1 rebounds per game at SW Mississippi after playing a year at Howard.
- Christian McCray** (Las Vegas, Nev.) will add a scoring punch after he transferred over last season from Cal State Fullerton, and is joined by **Gerald Liddell** (Cibolo, Texas) who transferred in from Texas averaging 4.4 points per game. The Hornets added two more transfers in **Ashton McClelland** (Houston, Texas) from Texas Southern and **Isaiah Range** (Cedar Hill, Texas) from

2021-22 ALABAMA STATE BASKETBALL ROSTER

#	NAME	POS	HT	WT	YR-EXP	HOMETOWN/PREVIOUS SCHOOL
0	Trace Young^	F	6-8	183	Jr.-TR	Owensboro, Ky./John A. Logan/Wyoming
1	DJ Jackson	G	6-2	165	Fr.-1L	San Bernardino, Calif./Etiwanda HS
2	Jordan O'Neal	F	6-7	197	So.-1L	Mobile, Ala./Coahoma CC
3	Gerald Liddell	F	6-8	203	Jr.-TR	Cibolo, Texas/Texas
4	E.J. Clark	G	5-11	165	Jr.-1L	Dallas, Texas/Boosier Parish CC
5	Juan Reyna	G	6-2	182	Fr.-hs	San Antonio, Texas/Duncanville HS
10	Michael Barber	F	6-8	212	So.-TR	Jackson, Miss./SW Mississippi CC/Howard
11	Jayme Mitchell	G	6-5	187	Fr.-HS	Jackson, Miss./Forest Hill HS
12	Malik Smiley	G	6-4	180	R-Fr.-RS	Birmingham, Ala./IMG Academy
13	Kareem Clark	G	6-3	185	Jr.-TR	Sacramento, Calif./South Mountain CC
15	Kevion Stewart	G	6-3	183	R-Sr.-2L	Memphis, Tenn./SIU-Edwardsville
14	Christian McCray	G	6-6	171	Jr.-TR	Las Vegas, Nev./Csl State Fullerton
20	Kenny Strawbridge	G	6-6	202	R-So.-1L	Rockford, Ill./Western Nebraska/UMKC
22	Darrell Reed	F	6-8	211	Fr.-HS	Hammond, Ind./Hammond HS
23	Ashton McClelland	G	6-0	153	R-So.-TR	Houston, Texas/Texas Southern
24	Isaiah Range^	G	6-3	215	So.-TR	Cedar Hill, Texas/Tarleton State

^ - sat out 2020-21

COACHING & SUPPORT STAFF

Head Coach: Mo Williams (Union Institute & Universities, 2016), Second Season Overall, Second Season at Alabama State
Assistant Coach: Trey Johnson (Jackson State, 2007), Second Season
Assistant Coach: Tyrone Levett, (Alabama State, 2017), Fourth Season
Assistant Coach: Keith Williams, (UAPB, 2007), Second Season
Graduate Assistant Coach: Chris Hines, Second Season
Assistant Coach: Gerald Walker, First Season
Director of Operations: Dana Johnson, First Season

Tarleton State where he averaged 9.4 points per game as a freshman.

- ◆ A trio of freshmen join the team this season in **Juan Reyna** (San Antonio, Texas), **Darrell Reed** (Hammond, Ind.), and **Jayme Mitchell** (Jackson, Miss.).

RARE FEAT - PAIR OF DOUBLE-DOUBLES IN SAME GAME ...

- ◆ Alabama State had a rare feat happen on Saturday in their home opener against North Carolina Central when a pair of players recorded a double-double in the same game. A pair of starters, **Gerald Liddell** and **Jordan O'Neal** recorded career nights in the win with Liddell finishing with 22 points and 11 rebounds, while O'Neal went for 19 points and 14 rebounds.

PROFESSIONAL EXPERIENCE ON THE BENCH FOR THE HORNETS ...

- ◆ Alabama State has several years of experience on the bench this season on the coaching staff with head coach **Mo Williams**, assistant coach **Trey Johnson**, and assistant coach **Tyrone Levett** all logging minutes in the professional ranks.
- ◆ Williams was drafted by Utah in 2003, and he would play his rookie season with the Jazz before spending the next four seasons with the Milwaukee Bucks. Williams played three seasons with the Cleveland Cavaliers (2008-11) where he teamed up with LeBron James and helped the Cavs post a league-best 66 wins in 2008-09. Williams was selected to the NBA All-Star Game in his first season with Cleveland.
- ◆ After stints with the Los Angeles Clippers (2011-12), Portland Trail Blazers (2013-14), Minnesota Timberwolves (2014-15) and Charlotte Hornets (2015), Williams returned to Cleveland for the 2015-16 campaign. In his final season in the NBA, Williams and the Cavaliers defeated the Golden State Warriors in seven games to win the 2016 NBA Finals.
- ◆ Johnson began his professional career in 2007 and went on to play over 10 years in numerous countries all over the world. He spent parts of three NBA seasons with the Cleveland Cavaliers, Toronto Raptors, Los Angeles Lakers, and New Orleans Hornets. Johnson was a member of the 2011 Lakers' playoff team as well. On his quest to become an NBA player, Trey also spent time in the NBA Development League, now known as the G-League, garnering NBA D-League All-Star honors twice (2008-09 and 2010-11). He earned Second Team D-League honors in 2008-09, and First Team honors in 2010-11 after leading the league in scoring at 25.5 points per game - while also scoring a league-high 48 points in a single game.
- ◆ Johnson also starred internationally where he competed as a member of the Qatar National Team in the Asian Cup, hosted by Japan in 2012. He helped the country earn a bronze medal in the tournament, while also competing in the 2015 Asia Championship and the GCC Championship (Saudi Arabia).
- ◆ Following his career with Alabama State, Levett worked out for the Miami Heat and Detroit Pistons before getting his career started in Ireland with the Gleneagle Lakers. After short stints with the Kentucky Reach (WBL) and Southern Crescent Lightning (WBA), Levett played two years in Austria before playing for the Vermont Frost Heaves (ABA).
- ◆ He also played for AD Vagos (Portugal), Jamtland Basket (Sweden), Niigata Albirex BB (Japan) and LF Basket Norrbotten (Sweden) before landing in Canada. While in Canada, he become one of the league's all-time top scorers playing for the Longdon Lightning (2011), Halifax Rainmen (2011-13) and Saint John Mill Rates (2013-until retirement).
- ◆ Levett was a three-time all-star during his career and led Vermont to the ABA championship, while also being named All-WBA while playing for the Southern Crescent Lightning.

SPEAKING OF PROFESSIONAL BASKETBALL ...

- ◆ Former Hornets **Tobi Ewuosho** and **Fausto Pichardo** each inked professional deals during the COVID-19 pandemic.
- ◆ Ewuosho signed his first professional contract to play overseas in Albania after a stellar senior season, while Pichardo inked a deal to play in Latin America.

MCCRAY SETTLES INTO ROLE OFF THE BENCH FOR HORNETS ...

- ◆ **Christian McCray** seems to have settled into a role off the bench for Alabama State through the first five games of the season.
- ◆ The junior transfer from Cal State Fullerton came off the bench against Iowa on the road in the last game to score 20 points in just over 16 minutes of action. Couple that with a eight-point performance against Vanderbilt and McCray is averaging 1.1 points per minute played.
- ◆ He is also the second-leading scorer on the team through the first five games of the season at 10.0 points per game.

HOME SWEET HOME ...

- ◆ Alabama State played a rare November home game that is not listed as an exhibition when they take the floor against North Carolina Central. That is not the only home game however this calendar year. The Hornets have already had an exhibition game this season against Mobile at home, and they will play Tuskegee (11/22), North Alabama (11/28) and Samford (12/8).

JACKSON CONNECTION ...

- ◆ Alabama State has a strong Jackson connection with coaches **Mo Williams** and **Trey Johnson**. But it doesn't stop there as Director of Operations **Dana Johnson** is a Tiger alum, and two players have ties - **Michael Barber** and **Jayme Mitchell**.



MO WILLIAMS

HEAD COACH
FIRST SEASON

THE WILLIAMS FILE

PERSONAL

Birthdate: December 19, 1982
Birthplace: Jackson, Miss.
Wife: Antonia [Rowe]
Children: Kydarrius, Maurice, Michael, Mason, Maxwell and Asa

EDUCATION

College: Union Institute and Universities (Fla.), 2016

COACHING EXPERIENCE

2018-20 Cal State-Northridge (assistant coach)
2020-pres. Alabama State (head coach)

THE WILLIAMS WORKSHEET

YEAR	SCHOOL	OVERALL	CONF.
2018-19	CSU-Northridge^	13-21	7-9
2019-20	CSU-Northridge^	15-17	10-6
2020-21	Alabama State	4-14	4-14
2021-22	Alabama State	4-14	3-3
TOTAL	Fourth season	46-65	24-31
ALABAMA ST.	Second season	8-28	7-17

^ - served in role as an assistant coach on staff

WILLIAMS vs. OPPONENTS (HEAD COACH)

OPPONENT	CAREER
Alabama A&M	2-1
Alcorn State	0-3
Dayton	0-1
Grambling State	0-2
Iowa	0-1
Iowa State	0-1
Jackson State	1-2
Mississippi Valley State	2-1
Missouri State	0-1
Mobile	1-0
North Alabama	0-1
North Carolina Central	1-0
Pepperdine	0-1
Prairie View A&M	0-3
Samford	0-1
Southern	1-1
Texas	0-1
Texas Southern	0-2
Texas Tech	0-1
Tuskegee	1-0
UAPB	1-2
Vanderbilt	0-1
Western Kentucky	0-1
CAREER W-L TOTAL	10-29

MISCELLANEOUS STATISTICS

Current Streak.....	L1
Current Home Streak.....	W1
Current Road/Neutral Streak.....	L2
Last Win	Alabama A&M, 59-55 (1/15/22)
Last Home Win	Alabama A&M, 59-55 (1/15/22)
Last Away Win	MVSU, 84-75 (1/3/22)
Last Loss	PVAMU, 70-67 (1/22/22)
Last Home Loss.....	Alcorn State, 70-60 (1/10/22)
Last Away Loss.....	PVAMU, 70-67 (1/22/22)

2021-22 RECORD BY STARTING LINEUP

Clark, Jackson, Strawbridge, Range, Liddell.....	1-0
Reyna, Strawbridge, Liddell, Range, O'Neal	2-1
Clark, Jackson, Strawbridge, Range, O'Neal	2-1
Clark, Strawbridge, Young, Liddell, O'Neal	1-1
Clark, Strawbridge, Jackson, Young, Range.....	0-1
Clark, Strawbridge, Jackson, Liddell, O'Neal.....	0-1
Jackson, Strawbridge, Young, Liddell, O'Neal	0-1
Barber, Strawbridge, Liddell, Range, O'Neal	0-1
Reyna, Strawbridge, Liddell, O'Neal, Young	0-1
Jackson, Reyna, Young, Strawbridge, Liddell.....	0-1
Jackson, Reyna, Mitchell, Strawbridge, Liddell.....	0-2
Reyna, Strawbridge, Young, Range, O'Neal.....	0-3

RECORD WHEN ...

	2021-22		WILLIAMS
	ALL	SWAC	ERA
Leading or tied at halftime	5-3	3-2	7-3
Trailing at halftime	1-11	0-1	3-24
Shoot 40 percent or higher	5-7	2-1	8-12
Shoot lower than 40 percent	1-7	1-2	2-15
Shoot higher FG pct	6-4	3-1	9-7
Shoot lower FG pct	0-10	0-2	1-16
Opp. shoot lower than 40 pct	4-1	2-0	6-7
Opp shoot 40 pct or higher	2-13	1-3	4-20
Score fewer than 60 points	1-6	1-1	1-11
Score 60-plus points	0-5	0-2	2-10
Score 70-plus points	2-2	1-0	4-3
Score 80-plus points	2-1	1-0	2-3
Score 90-plus points	1-0	0-0	1-0
Opp score fewer than 60 pts	3-0	2-0	5-2
Opp score fewer than 70 pts	1-4	0-1	3-10
Opp score fewer than 80 pts	2-6	1-2	2-6
Opp score 80-plus points	0-4	0-0	0-9
More rebounds than opponent	5-4	2-2	9-10
Equal/fewer reb than opponent	1-10	1-1	1-17
40-plus rebounds	3-0	1-0	4-5
Fewer turnovers than opp	3-3	2-1	6-5
Equal/more turnovers	3-11	1-2	4-23
Games decided by five or less	2-3	1-2	3-5
More pts in paint	3-3	1-2	5-5
Fewer/Equal pts in paint	3-11	2-1	4-23
More points off TO	3-4	1-2	5-10
Fewer/Equal points off TO	3-10	2-1	5-18
More bench points	4-8	2-2	6-15
Fewer/Equal bench points	2-6	1-1	4-13
Playing on television	0-9	0-0	0-10

RANGE RECORDS FIRST DOUBLE-DOUBLE ...

- ♦ **Isaiah Range** recorded the first double-double of the season for the Hornets in the loss to Iowa State (11/16/21) on the road.
- ♦ He scored 15 points on 7-of-13 shooting from the floor, and grabbed 10 rebounds (eight of which were defensive rebounds) to lead Alabama State in both categories.

STRAWBRIDGE PLAYS BIG (LITERALLY) ON THE ROAD ...

- ♦ **Kenny Strawbridge** was forced into playing as a big on Saturday against Pepperdine (12/11/2021) and responded with his first double-double of the season.
- ♦ He finished game with 16 points (on 7-of-14 shooting from the floor) and grabbed 11 rebounds in the loss to the Wave.
- ♦ For the week, he averaged 15 points and nine rebounds per game (Samford and Pepperdine).

REYNA IMPRESSIVE THROUGH FIRST THREE GAMES TO START CAREER ...

- ♦ **Juan Reyna** continues to impress for Alabama State, becoming the first player this year to score in double figures in the first three games.
- ♦ He scored a career-high 16 against WKU (11/9/21), then added 10 against Vanderbilt (11/10/21) and another 10 against Missouri State (11/13/21) all on the road.

COLLEGE COACHES WITH AN NBA TITLE ...

- ♦ Opening the 2021-22 season there are only six head coaches who have won an NBA title and are leading their own college program this season.
- ♦ That list includes Juwan Howard (Michigan), **Mo Williams** (Alabama State), Lindsey Hunter (Mississippi Valley State), Darrell Walker (Little Rock), Mark Madsen (Utah Valley), and Speedy Claxton (Hofstra).

COLLEGE COACHES WITH AN NBA (AND ABA EXPERIENCE) ...

- ♦ There are several college coaches leading their own college program this season who have either NBA or ABA experience as a player.
- ♦ The list includes Steve Alford, Nevada , Speedy Claxton (Hofstra), Hubert Davis (North Carolina), Johnny Dawkins (Central Florida), Juan Dixon (Coppin State), Bryce Drew (Grand Canyon), Kim English (George Mason), Patrick Ewing (Georgetown), Penny Hardaway (Memphis), Steve Henson (Texas-San Antonio), Fred Hoiberg (Nebraska), Juwan Howard (Michigan), Lindsey Hunter (Mississippi Valley State), Bobby Hurley (Arizona State), Mark Madsen (Utah Valley State), Cuonzo Martin (Missouri), Aaron McKie (Temple), Fran O'Hanlon (Lafayette - ABA), Lorenzo Romar (Pepperdine), Jerry Stackhouse (Vanderbilt), Damon Stoudamire (Pacific), Reggie Theus (Bethune-Cookman), Darrell Walker (Little Rock), **Mo Williams** (Alabama State), and Mike Woodson (Indiana).

STRAWBRIDGE EARNS PRESEASON HONOR ...

- ♦ Alabama State redshirt sophomore **Kenny Strawbridge** (Rockford, Ill.) was named to the Second Team Preseason All-Conference team, announced by the Southwestern Athletic Conference (SWAC).
- ♦ Strawbridge was second on the team in scoring last season at 10.5 points per game, scoring 189 total points in 18 games during the shortened season where the Hornets played conference-only games. He shot 35.9 (61-of-170) percent from the floor and 23.4 (11-of-47) percent from beyond the arc.
- ♦ The redshirt sophomore led the team from the free throw line, shooting 71.8 (56-of-78) percent from the free throw line. He was also second on the team in rebounding at 7.2 rebounds per game, grabbing 130 total including 32 offensive rebounds. Strawbridge also dished out 24 assists, recorded 14 steals and six blocked shots.
- ♦ He joins John Walker III (Texas Southern), Justin Hopkins (Texas Southern), MJ Randolph (Florida A&M), and Jayden Saddler (Southern) on the second team. The first team is made up of Preseason Player of the Year Jawaun Daniels (Prairie View A&M), Preseason Defensive Player of the Year Jayveous McKinnis (Jackson State), Cameron Christian (Grambling State), Garrett Hicks (Alabama A&M), and Jalen Johnson (Alabama A&M).

HORNETS PICKED EIGHTH IN THE PRESEASON SWAC POLL ...

- ♦ The Hornets were picked to finish eighth in the preseason poll on a vote from the league's head coaches and sports information directors with 125 total votes. They were just behind Alcorn State (128) in seventh and Florida A&M (138) in sixth.
- ♦ The top five included Texas Southern (237), Prairie View A&M (204), Jackson State (202), Grambling State (168), and Southern (167).

HEAD-TO-HEAD COACHES WITH PRO EXPERIENCE ...

- ♦ Alabama State and **Mo Williams** will face three coaches with NBA experience this season including Penny Hardaway (Memphis), Jerry Stackhouse (Vanderbilt), and Reggie Theus (Bethune-Cookman).

WHERE ALABAMA STATE RANKS NATIONALLY						
STATISTIC	NATIONAL	CONFERENCE	VALUE	NATIONAL	VALUE	SWAC
	RANK	RANK		LEADER		LEADER
3-Pt Field Goal Attempts	243	3	326	EKU	664	UAPB
Assist Turnover Ratio	346	11	0.65	N'western	2.02	Southern
Assists Per Game	303	4	11.2	Arizona	21.9	Southern
Blocked Shots Per Game	122	3	3.7	Auburn	8.4	TX Southern
Defensive Rebounds Per Game	249	2	24.61	Gonzaga	31.75	TX Southern
Fewest Fouls	324	10	335	N. Hampshire	157	AAMU
Fewest Turnovers	348	12	307	N. Hampshire	101	AAMU
Field Goal Percentage	262	4	42.3	Gonzaga	63.9	Southern
Field Goal Percentage Defense	206	3	43.2	LSU	35.3	AAMU
Free Throw Attempts	29	1	362	Iona	439	Alabama St.
Free Throws Made	53	1	248	Arkansas	311	Alabama St.
Free Throw Percentage	243	9	68.5	Montana	81.7	PVAMU
Offensive Rebounds Per Game	153	3	10.56	TCU	15.13	TX Southern
Personal Fouls Per Game	299	7	18.6	WKU	12.8	AAMU
Rebound Margin	276	4	-1.8	Kentucky	13.7	TX Southern
Scoring Defense	313	9	75.6	Texas	55.2	Jackson St.
Scoring Margin	321	5	-8.2	Gonzaga	24.5	Southern
Scoring Offense	278	3	67.3	Gonzaga	90.9	Southern
Steals Per Game	98	3	7.8	LSU	11.9	Southern
Three Pt FG Defense	147	3	32.5	Grand Canyon	25.3	Southern
Three-Point Field Goals Per Game	303	4	5.8	Oral Roberts	12.7	UAPB
Three-Point Field Goal Percentage	259	4	31.9	SDSU	44.5	Southern
Total 3-point FGM	259	4	104	Furman	239	Southern
Total Assists	242	3	201	Furman	355	Southern
Total Blocks	91	1	67	Auburn	152	Alabama St.
Total Rebounds	112	1	633	SCSU	765	Alabama St.
Total Rebounds Per Game	220	3	35.17	Arizona	43.33	TX Southern
Total Steals	62	2	137	LSU	214	Southern
Turnover Margin	319	11	-2.8	Abilene	9.5	Southern
Turnovers Forced	106	4	14.28	Abilene	22.18	Southern
Turnovers Per Game	245	11	17.1	Wisconsin	8.4	B-CU

BY THE NUMBERS

HORNETS LEAD SWAC IN FOUR CATEGORIES ...

- ◆ Alabama State leads the Southwestern Athletic Conference in three different categories this season including free throw attempts, free throws made, total blocks, and total rebounds.
- ◆ Alabama State will make their third trip to the state of Texas this weekend when they travel to face Prairie View A&M and Texas Southern in a pair of conference games after having faced Texas and Texas Tech.
- ◆ The Hornets have several ties to the state of Texas including three transfers on the roster this year - **Gerald Liddell** (Cibolo, Texas / Texas), **Isaiah Range** (Cedar Hill, Texas / Tarleton State) and **Ashton McClelland** (Houston, Texas / Texas Southern).
- ◆ They also have a pair of players with Texas ties including **E.J. Clark** (Dallas, Texas / McKinney HS) and **Juan Reyna** (San Antonio, Texas / Duncanville HS).
- ◆ **Trey Johnson** and **Keith Williams**, both coaches on staff, have Dallas ties.

REYNA PERFECT FROM THE LINE TO START THE YEAR ...

- ◆ Alabama State freshman **Juan Reyna** remains perfect from the to start his collegiate career through nine games in the regular season.
- ◆ The freshman connected on the first 17 of his free throw attempts before his streak was snapped with a pair of misses in a conference contest at home in first game back in 2022.

ROSTER NEWS

UPDATE ...

- ◆ Alabama State freshman **Darrell Reed** (Hammond, La.) has not played this season due to a preseason injury, although he has dressed in a pair of games (both in the state of Texas). Meanwhile, **Malik Smiley** (Birmingham, Ala.) has not appeared in a game this season, and **Kareem Clark** (Sacramento, Calif.) has appeared in one regular season game.
- ◆ The Hornets dressed just eight players against Mississippi Valley State and UAPB to open conference play in January, splitting those two games.
- ◆ The Hornets had a full squad for the first time this season against Alabama A&M.

CONFERENCE INFORMATION

SWAC STANDINGS

	CONF	PCT	OVER	PCT
Southern	5-1	.833	10-8	.556
Florida A&M	4-2	.667	6-11	.353
Grambling State	4-2	.667	6-12	.333
Alcorn State	4-2	.667	5-13	.278
Texas Southern	4-3	.571	6-10	.375
Bethune-Cookman	3-3	.500	5-13	.278
Alabama A&M	3-3	.500	4-12	.250
Alabama State	3-3	.500	4-14	.222
Prairie View A&M	3-4	.429	3-12	.200
Jackson State	2-4	.333	4-13	.235
UAPB	2-5	.286	4-16	.200
Mississippi Valley State	1-6	.143	1-16	.059

SWAC SCHEDULE

SATURDAY, JANUARY 22
Florida A&M def. Alcorn State, 70-68
Grambling State def. Mississippi Valley State, 68-64
Bethune-Cookman def. Jackson State, 55-50
Prairie View A&M def. Alabama State, 70-67
Southern def. UAPB, 99-51
Texas Southern def. Alabama A&M, 78-44

MONDAY, JANUARY 24
Jackson State at Florida A&M, 6:30 pm
Alcorn State at Bethune-Cookman, 6:30 pm
UAPB at Grambling State, 7:30 pm
Mississippi Valley State at Southern, 7:30 pm
Alabama A&M at Prairie View A&M, 7:30 pm
Alabama State at Texas Southern, 7:30 pm

SATURDAY, JANUARY 29
Southern at Alcorn State, TBA
Florida A&M at Alabama A&M, 2 pm
UAPB at Mississippi Valley State, 4 pm
Grambling State vs. Jackson State (Mobile, Ala.), 5 pm
Texas Southern at Prairie View A&M, 5:30 pm
Bethune-Cookman vs. Alabama State (Mobile, Ala.), 7 pm

MONDAY, JANUARY 31
Grambling State at Alcorn State, TBA
Bethune-Cookman at Alabama A&M, 7 pm
Southern at Jackson State, 7 pm
Florida A&M at Alabama State, 8 pm

SATURDAY, FEBRUARY 5
Alabama State at Grambling State, 2:30 pm
Texas Southern at Florida A&M, 3 pm
Prairie View A&M at Bethune-Cookman, 3 pm
Jackson State at Mississippi Valley State, 4 pm
Alabama A&M at Southern, 5 pm
Alcorn State at UAPB, 5:30 pm

MONDAY, FEBRUARY 7
Alabama State at Southern, 7:30 pm
Prairie View A&M at Florida A&M, 7:30 pm
Jackson State at UAPB, 7:30 pm
Alcorn State at Mississippi Valley State, 7:30 pm
Texas Southern at Bethune-Cookman, 7:30 pm
Alabama A&M at Grambling State, 8 pm

SATURDAY, FEBRUARY 12
Bethune-Cookman at Alcorn State, 3 pm
Grambling State at Texas Southern, 3:30 pm
Mississippi Valley State at Alabama A&M, 4 pm
UAPB at Alabama State, 4:30 pm
Southern at Prairie View A&M, 5:30 pm

STARTING LINEUPS AROUND THE COUNTRY

STARTING LINE UP COMBINATIONS

Memphis	13 (16 games)
UTEP	12 (17 games)
Alabama State	12 (17 games)
Stony Brook.....	12 (16 games)
Eastern Illinois.....	11 (16 games)
UT Arlington	11 (17 games)
Southern Miss.....	10 (16 games)
Jacksonville	9 (15 games)
Illinois.....	8 (11 games)
Jacksonville	8 (11 games)
Omaha.....	7 (19 games)

ESPN BPI (as of 12/30/21) ...

STRENGTH OF SCHEDULE RANKING

1	Prairie View AGM	0-10
2	Alcorn State	1-11
3	Texas Southern	2-7
4	Alabama State	1-11
5	Jackson State	2-9
6	Villanova	8-4
7	North Florida	4-9
8	Northwestern State	3-11
9	Alabama	10-3
10	UAPB	2-11
11	Marquette	8-5
12	Ohio State	8-2
13	Bellarmine	6-8
14	Arizona State	5-7
15	Central Michigan	2-10
16	Farleigh Dickinson	0-10
17	Missouri	6-7
18	Oakland	7-4
19	Rutgers	5-5
20	Michigan State	11-2
21	Grambling State	3-10
22	Mississippi Valley State	0-10
23	UT-Arlington	4-7
24	Incarnate Word	2-11
25	Central Arkansas	2-10
26	Long Beach State	3-7
27	McNeese State	3-9
28	Coppin State	1-14
29	Tennessee	9-3
30	Penn	3-10
31	Tarleton State	5-8
32	Wisconsin	10-2
33	North Carolina	9-3
34	Radford	4-8
35	Syracuse	7-5

ALABAMA STATE IN NON-CONFERENCE PLAY ...

- ◆ Alabama State ended non-conference play with back-to-back games against nationally-ranked teams in the state of Texas and in the Big 12.
- ◆ The Hornets faced two teams at the time were ranked and had another postponed (UCLA) due to COVID. They also faced an Iowa State team who is now ranked in the top 10, a team receiving votes (Iowa) and Memphis that was postponed.

STRAWBRIDGE EARNS SWAC HONOR (DECEMBER 15) ...

- ◆ The Southwestern Athletic Conference (SWAC) announced the men's basketball weekly honors with **Kenny Strawbridge?** (Rockford, Ill.) earning Impact Player of the Week honors.
- ◆ Strawbridge averaged double figures over a pair of games for the Hornets. He scored 14 points on 4-of-9 shooting from the floor in a 74-64 loss to Samford, while also grabbing seven rebounds. He followed that up with 16 points on 7-of-14 shooting from the floor, while grabbing 11 rebounds to record his first double-double of the season. For the week, Strawbridge averaged 15.0 points and 9.0 rebounds per game.
- ◆ Meanwhile, Caleb Hunter of Mississippi Valley State was named the Player of the Week after averaging 18.5 points, 3.5 assists and 3.0 rebounds per game in a pair of non-conference games.

LIDDELL EARNS SWAC HONOR (DECEMBER 29) ...

- ◆ Alabama State junior forward **Gerald Liddell** (Cibola, Texas) was named the Southwestern Athletic Conference (SWAC) Impact Player of the Week after his performance against No. 16/17 Texas.
- ◆ Liddell, in his first year at Alabama State after transferring from the Longhorns' program, led the Hornets in the game with a team-high 16 points. He also added a pair of rebounds, one blocked shot and one steal against his former team.
- ◆ The junior currently leads the team in scoring at 11.7 points per game as the Hornets head into conference play. He is shooting 45.0 (50-of-111) percent from the floor and 42.3 (11-of-26) percent from beyond the arc. He has scored in double figures in six games this season and is also averaging 4.8 rebounds per game.
- ◆ The award is the second for the Hornets' program in three weeks after **Kenny Strawbridge** (Rockford, Ill.) earned the award on December 15.

STRAWBRIDGE NAMED PLAYER OF THE WEEK (JANUARY) ...

- ◆ Alabama State redshirt sophomore **Kenny Strawbridge** (Rockford, Ill.) was named the Southwestern Athletic Conference (SWAC) Player of the Week.
- ◆ Strawbridge earned the honor following a 27-point performance on the road against Mississippi Valley State for a shorthanded Alabama State team. He set a new career high by connecting on 68.8 (11-of-16) percent of his shots from the floor in helping end a 15-game road losing streak for the Hornets. He also finished the game shooting 66.7 (4-of-6) percent from beyond the arc, while grabbing four rebounds and recording three steals.
- ◆ For the week, the redshirt sophomore averaged 15.0 points and 3.0 rebounds (which including a non-conference game on the road at No. 25 Texas Tech), while shooting 52.2 (12-of-23) percent from the floor.

PAIR OF GAMES POSTPONED DUE TO COVID ...

- ◆ Alabama State had a pair of games on the road against nationally recognized teams postponed in mid-December due to COVID-19 protocols inside their opponents' program.
- ◆ The Hornets had their game against No. 4/5 UCLA postponed 70 minutes prior to game time on the road in Los Angeles, while their game against Memphis on the road was canceled two days prior to its start.

HORNETS TO FACE BETHUNE-COOKMAN IN MOBILE ...

- ◆ Alabama State and Bethune-Cookman will meet on the hardwood at the inaugural Bridge Builders Classic at the Mitchell Center in Mobile (Ala.) on January 29.
- ◆ The event will feature three high school games beginning at 10 am, followed by a pair of collegiate games including Jackson State and Grambling at 5 pm. The Hornets and Bethune-Cookman will close the night out with tip set for 7 pm.
- ◆ The Bridge Builders Classic was created to enhance exposure for Historically Black Colleges and Universities (HBCUs) and to highlight the roles that HBCUs play in educating aspiring professionals and developing future leaders. The Bridge Builders Classic will serve as the "ultimate HBCU basketball experience" in the city of Mobile.

WILLIAMS OUT OF ACTION FOR FOUR GAMES ...


- ◆ Head coach **Mo Williams** missed four games this season beginning with the trip to Texas in December due to the birth of his son. He missed games at Texas Tech, Mississippi Valley State and UAPB before returning against Jackson State.
- ◆ In his absence, associate head coach **Trey Johnson** has served in the lead role.
- ◆ Since his return, Alabama State has won two of three games (all at home), with wins coming against Jackson State and in-state rival Alabama A&M.

ALL-TIME AGAINST ALABAMA A&M																		
1 - DJ JACKSON																		
DATE	GP-GS	MIN-AVG	FG-A	PCT	3PT-A	PCT	FT-A	PCT	OFF-DEF-TOT	AVG	PF	A	AST/G	TO	BLK	STL	PTS	AVG
Jan. 30, 2021	1-1	17-17.0	1-2	.500	1-1	1.000	2-2	1.000	1-2-3	3.0	4	1	1.0	1	0	3	5	5.0
Feb. 27, 2021	1-1	37-37.0	5-14	.357	2-7	.286	1-3	.333	0-3-3	3.0	3	4	4.0	3	0	2	13	13.0
TOTALS	2-2	54-27.0	6-16	.375	3-8	.375	3-5	.600	1-5-6	3.0	7	5	2.5	4	0	5	18	9.0
2 - JORDAN O'NEAL																		
DATE	GP-GS	MIN-AVG	FG-A	PCT	3PT-A	PCT	FT-A	PCT	OFF-DEF-TOT	AVG	PF	A	AST/G	TO	BLK	STL	PTS	AVG
Jan. 30, 2021	1-1	27-27.0	4-9	.444	0-1	.000	0-2	.000	1-3-4	4.0	3	0	0.0	0	2	0	8	8.0
TOTALS	1-1	27-27.0	4-9	.444	0-1	.000	0-2	.000	1-3-4	4.0	3	0	0.0	0	2	0	8	8.0
4 - E.J. CLARK																		
DATE	GP-GS	MIN-AVG	FG-A	PCT	3PT-A	PCT	FT-A	PCT	OFF-DEF-TOT	AVG	PF	A	AST/G	TO	BLK	STL	PTS	AVG
Jan. 30, 2021	1-0	17-17.0	2-8	.250	1-5	.200	5-5	1.000	1-2-3	3.0	1	2	2.0	0	0	0	10	10.0
TOTALS	1-0	17-17.0	2-8	.250	1-5	.200	5-5	1.000	1-2-3	3.0	1	2	2.0	0	0	0	10	10.0
15 - KEVION STEWART																		
DATE	GP-GS	MIN-AVG	FG-A	PCT	3PT-A	PCT	FT-A	PCT	OFF-DEF-TOT	AVG	PF	A	AST/G	TO	BLK	STL	PTS	AVG
Jan. 30, 2021	1-0	22-22.0	7-13	.538	4-8	.500	3-4	.750	0-3-3	3.0	4	1	1.0	2	0	2	21	21.0
Feb. 27, 2021	1-0	16-16.0	0-2	.000	0-2	.000	0-0	.000	0-2-2	2.0	3	0	0.0	2	0	1	0	0.0
TOTALS	2-0	38-19.0	7-15	.467	4-10	.400	3-4	.750	0-5-5	2.5	7	1	0.5	4	0	3	21	10.5
20 - KENNY STRAWBRIDGE																		
DATE	GP-GS	MIN-AVG	FG-A	PCT	3PT-A	PCT	FT-A	PCT	OFF-DEF-TOT	AVG	PF	A	AST/G	TO	BLK	STL	PTS	AVG
Jan. 30, 2021	1-1	22-22.0	0-5	.000	0-1	.000	0-0	.000	1-4-5	5.0	2	3	3.0	0	0	0	0	0.0
Feb. 27, 2021	1-1	35-35.0	6-12	.500	2-4	.500	5-6	.833	1-4-5	5.0	4	2	2.0	1	1	0	19	19.0
TOTALS	2-2	57-28.5	6-17	.353	2-5	.400	5-6	.833	2-8-10	5.0	6	5	2.5	1	1	0	19	9.5
SERIES AGAINST TX SOUTHERN (Since '91)																		
DATE	LOCATION (if known)										W/L	SCORE						
1/5/91	Houston, Texas										L	66-72						
2/2/91	Montgomery, Ala.										W	93-89						
1/6/92	Montgomery, Ala.										W	88-76						
2/3/92	Houston, Texas										L	66-82						
1/9/93	Houston, Texas										L	89-91						
2/6/93	Montgomery, Ala.										W	83-69						
1/10/94	Montgomery, Ala.										W	79-73						
2/7/94	Houston, Texas										L	66-76						
2/4/95	Montgomery, Ala.										L	74-78						
3/4/95	Houston, Texas										L	90-112						
1/8/96	Montgomery, Ala.										W	83-81						
2/5/96	Houston, Texas										L	73-75						
1/4/97	Houston, Texas										L	41-65						
2/1/97	Montgomery, Ala.										L	72-77						
1/12/98	Montgomery, Ala.										L	82-89						
2/9/98	Houston, Texas										L	65-75						
1/25/99	Houston, Texas										L	73-79						
2/22/99	Montgomery, Ala.										W	75-64						
1/22/00	Montgomery, Ala.										L	51-71						
2/19/00	Houston, Texas										W	79-73						
1/29/01	Houston, Texas										W	75-57						
2/26/01	Montgomery, Ala.										W	71-52						
1/26/02	Montgomery, Ala.										L	71-76						
2/23/02	Houston, Texas										L	49-64						
2/3/03	Houston, Texas										L	52-58						
3/3/03	Montgomery, Ala.										W	68-64						
1/31/04	Montgomery, Ala.										W	69-51						
2/28/04	Houston, Texas										L	59-62						
1/31/05	Houston, Texas										W	66-58						
2/28/05	Montgomery, Ala.										L	54-56						
1/28/06	Montgomery, Ala.										W	72-66						
2/25/06	Houston, Texas										L	62-69						
1/29/07	Houston, Texas										W	78-61						
2/26/07	Montgomery, Ala.										W	72-67						
2/2/08	Montgomery, Ala.										W	81-68						
3/1/08	Houston, Texas										W	72-67						
3/12/08	Birmingham, Ala.										W	67-49						
2/2/09	Houston, Texas										W	72-56						
3/2/09	Montgomery, Ala.										W	90-73						
1/30/10	Montgomery, Ala.										W	62-61						
2/27/10	Houston, Texas										W	69-61						
1/31/11	Houston, Texas										L	59-73						
2/28/11	Montgomery, Ala.										W	60-48						
3/11/11	Garland, Texas										W	73-66						
1/30/12	Montgomery, Ala.										W	66-59						
2/25/12	Houston, Texas										L	59-67						
1/28/13	Houston, Texas										L	65-97						
2/25/13	Montgomery, Ala.										L	50-70						
2/3/14	Montgomery, Ala.										W	79-73						
3/1/14	Houston, Texas										L	66-86						
1/31/15	Houston, Texas										L	65-80						
2/28/15	Montgomery, Ala.										L	49-58						
1/30/16	Montgomery, Ala.										L	72-75						
2/29/16	Houston, Texas										L	86-96						
1/28/17	Houston, Texas										L	68-70						
2/25/17	Montgomery, Ala.										L	73-86						
3/7/17	Houston, Texas										L	72-87						
1/29/18	Montgomery, Ala.										L	82-97						
2/26/18	Houston, Texas										L	77-95						
3/6/18	Houston, Texas										L	76-90						
2/2/19	Houston, Texas										L	59-83						
3/2/19	Montgomery, Ala.										L	68-78						
3/15/19	Birmingham, Ala.										L	66-80						
2/3/20	Montgomery, Ala.										W	79-55						
3/2/20	Houston, Texas										L	73-78						
1/30/21	Houston, Texas										L	73-80						
2/27/21	Montgomery, Ala.										L	76-86						

ALL-TIME ALABAMA STATE HEAD COACHES			
CJ DUNN Seasons: 22 (1934-55, 1958-63) Alabama State Record: 257-193 (.571)		FLOYD LAISURE Seasons: 3 (1974-77) Alabama State Record: 52-32 (.619)	
Year	Record	Year	Record
1934-35	12-7	1974-75	16-13
1935-36	—	1975-76	19-8
1936-37	16-4	1976-77	17-11
1937-38	17-9		
1938-39	—	JAMES OLIVER Seasons: 17 (1978-95) Alabama State Record: 291-181 (.604)	
1939-40	16-13	Year	Record
1940-41	6-9	1978-79	23-2
1941-42	4-13	1979-80	32-3
1942-43	5-16	1980-81	19-9
1943-44	10-2	1981-82	22-6
1944-45	—	1982-83	22-6
1945-46	8-12	1983-84	22-6
1946-47	8-2	1984-85	14-17
1947-48	14-9	1985-86	11-17
1948-49	18-11	1986-87	14-14
1949-50	7-5	1987-88	8-20
1950-51	17-8	1988-89	13-16
1951-52	13-12	1989-90	15-13
1952-53	17-9	1990-91	18-11
1953-54	15-4	1991-92	14-14
1954-55	13-8	1992-93	14-13
1958-59	9-10	1993-94	19-10
1959-60	—	1994-95	11-15
1960-61	12-10		
1961-62	10-12	JOHN L. WILLIAMS Seasons: 1 (1995-96) Alabama State Record: 9-18 (.333)	
1962-63	10-8	Year	Record
		1995-96	9-18
IKA MOORHEAD Seasons: 3 (1955-58) Alabama State Record: 70-20 (.778)		ROB SPIVERY Seasons: 9 (1996-2006) Alabama State Record: 129-136 (.487)	
Year	Record	Year	Record
1955-56	23-7	1996-97	8-21
1956-57	22-4	1997-98	11-17
1957-58	25-9	1998-99	11-16
		1999-2000	13-15
LUCIAS MITCHELL Seasons: 4 (1963-67) Alabama State Record: 72-28 (.720)		2000-01	22-9
Year	Record	2001-02	19-13
1963-64	16-10	2002-03	14-15
1964-65	19-7	2003-04	16-15
1965-66	18-6	2004-05	15-15
1966-67	19-5	2005-06	12-18
BEN JOBE Seasons: 1 (1967-68) Alabama State Record: 18-7 (.720)		LEWIS JACKSON Seasons: 15 (1995-2020) Alabama State Record: 207-262 (.441)	
Year	Record	Year	Record
1967-68	18-7	2006-07	10-20
WILLIE PARKER Seasons: 1 (1968-69) Alabama State Record: 19-9 (.679)		2007-08	20-11
Year	Record	2008-09	22-10
1968-69	19-9	2009-10	16-15
BERNARD BOOZER Seasons: 5 (1969-74) Alabama State Record: 101-36 (.737)		2010-11	17-18
Year	Record	2011-12	12-19
1969-70	17-10	2012-13	10-22
1970-71	24-5	2013-14	19-13
1971-72	22-3	2014-15	19-10
1972-73	19-9	2015-16	14-17
1973-74	19-9	2016-17	8-23
		2017-18	8-23
		2018-19	12-19
		2019-20	8-24
MO WILLIAMS Seasons: 1 (2020-21) Alabama State Record: 4-14* (.222)		Year	Record
		2020-21	4-14

vs RANKED TEAMS		
DATE	OPP/L	SCORE
12/8/82	(3) Georgetown	L, 76-99
12/15/82	(13) Arkansas	L, 65-108
12/20/88	(17) NC State	L, 81-109
12/2/91	(11) Arkansas	L, 80-96
12/23/96	(16) Minnesota	L, 34-114
12/31/97	(23) Arkansas	L, 48-103
12/17/98	(19) Arkansas	L, 43-73
12/30/00	(20) Alabama	L, 56-82
12/30/01	(7) Iowa	L, 64-73
11/22/02	(4) Alabama	L, 56-82
11/19/04	(3) Georgia Tech	L, 37-74
12/7/04	(18) Alabama	L, 54-72
11/20/05	(15) Alabama	L, 68-105
11/28/05	(14) Florida	L, 60-87
12/9/06	(4) Alabama	L, 58-92
11/13/11	(21) Cincinnati	L, 40-65
11/11/12	(10) Florida	L, 35-84
11/27/17	(11) Cincinnati	L, 51-83
11/21/18	(20) Iowa	L, 78-105
11/5/19	(8) Gonzaga	L, 64-95
11/20/19	(20) Tennessee	L, 62-78
11/25/19	(20) VCU	L, 41-76
12/29/19	(6) Oregon	L, 59-98
12/22/21	(16) Texas	L, 48-68
vs SWAC		
Games: 747		
Opponents: 9 (Alabama AGM, Alcorn State, Grambling State, Jackson State, Mississippi Valley State, Prairie View AGM, Southern, Texas Southern, UAPB)		
Record: 408-339 (.546)		
20-WIN SEASONS		
1955-56	23-7 (.767)	Ika Moorehead
1956-57	22-4 (.846)	Ika Moorehead
1957-58	25-9 (.735)	Ika Moorehead
1970-71	24-5 (.828)	Bernard Boozer
1971-72	22-3 (.880)	Bernard Boozer
1978-79	23-2 (.920)	James Oliver
1979-80	32-2 (.941)	James Oliver
1981-82	22-6 (.786)	James Oliver
1982-83	22-6 (.786)	James Oliver
1983-84	22-6 (.786)	James Oliver
2000-01	22-6 (.786)	James Oliver
2007-08	20-11 (.645)	Lewis Jackson
2008-09	22-10 (.688)	Lewis Jackson
100-PT WINS [LAST 20]		
1990-91	at Grambling St.	W, 102-81
1990-91	vs. MVSU	W, 104-98
1991-92	Clark-Atlanta	L, 103-107
1991-92	Tennessee State	W, 105-81
1991-92	Prairie View AGM	W, 108-63
1991-92	AUM	W, 118-81
1991-92	at Prairie View	W, 100-81
1991-92	Grambling St.	W, 101-94
1991-92	Tuskegee	W, 116-93
1992-93	Alabama AGM	L, 102-126
1992-93	Troy	W, 121-116
1992-93	Clark-Atlanta	W, 107-68
1993-94	at Troy	W, 115-98
1993-94	Southern	W, 111-107
1993-94	Grambling St.	W, 121-76
1994-95	at MVSU	W, 100-83
1995-96	Selma	W, 106-81
3/8/08	Jackson State	W, 103-83
11/14/14	AUM	W, 105-64
12/30/15	Fort Valley State	W, 105-99
100-PT LOSSES [LAST 6]		
2005-06	at Alabama	L, 68-105
11/17/17	at Oregon	L, 56-114
11/21/17	vs. Savannah St.	L, 97-101
11/21/18	at Iowa	L, 78-105
12/14/19	at Boise State	L, 57-100
11/18/21	at Iowa	L, 82-108

2021-22 DOUBLE-FIGURE GAMES					
POINTS			REBOUNDS		
Juan Reyna	9	Michael Barber	2		
Jordan O'Neal	9	Jordan O'Neal	2		
Gerald Liddell	8	Isaiah Range	1		
Isaiah Range	8	Gerald Liddell	1		
Trace Young	7	Kenny Strawbridge	1		
Kenny Strawbridge	6				
E.J. Clark	6				
DJ Jackson	3				
Christian McCray	2				
Kevion Stewart	2				
Michael Barber	1				
Jayne Mitchell	1				
DOUBLE-DOUBLES			ASSISTS		
Jordan O'Neal	2				
Isaiah Range	1				
Gerald Liddell	1				
Kenny Strawbridge	1				
2021-22 SPECIALTY STATISTICS					
[POT - Points off turnovers; PP - Points in the paint; 2nd - Second chance points; FAST - Fast break points; BP - Points off the bench]					
[Alabama State-Opponents]					
Opponent	PP	POT	2nd	FAST	BP
Mobile	20-14	30-26	13-14	19-2	29-19
at WKU	26-38	15-25	7-16	9-16	31-10
at Vanderbilt	34-42	15-26	7-22	17-12	39-41
at Missouri State	26-34	14-15	9-14	12-14	21-10
at Iowa State	36-40	14-20	11-6	3-12	16-14
at Iowa	24-30	12-18	12-23	8-22	63-51
North Carolina Central	28-38	14-22	7-14	11-13	13-34
Tuskegee	36-32	25-12	14-8	22-19	50-21
North Alabama	14-18	22-42	12-13	11-14	34-12
at Dayton	18-36	9-26	11-24	8-28	28-35
Samford	32-36	25-12	14-17	15-14	28-21
at Pepperdine	32-32	16-14	6-12	4-8	15-24
at Texas	12-32	8-15	2-8	3-0	15-26
at Texas Tech	8-36	18-22	12-11	9-14	10-26
at Mississippi Valley St.	36-26	14-17	12-11	22-13	8-22
at UAPB	32-24	15-22	12-13	6-10	17-8
Jackson State	28-28	21-8	12-18	11-0	18-23
Alcorn State	24-16	19-13	15-2	14-8	14-31
Alabama AGM	20-26	4-11	14-8	3-7	18-13
at Prairie View AGM	24-24	18-9	5-15	6-7	22-11
at Texas Southern					
vs. Bethune-Cookman					
Florida AGM					
at Grambling State					
at Southern					
UAPB					
Mississippi Valley State					
at Florida AGM					
at Bethune-Cookman					
at Alabama AGM					
Southern					
Grambling State					



O - TRACE YOUNG

F /// 6-8 /// 179 /// JUNIOR /// JC
OWENSBORO, KY (JOHN A LOGAN COLLEGE / WYOMING)

CAREER HIGHS

Points: 23, at WKU (11/9/21)
Field Goals: 9, at WKU (11/9/21)
Field Goals Attempted: 13, at WKU (11/9/21)
3-Pt Field Goals: 4, two times
3-Pt Field Goals Attempted: 9, two times
Free Throws: 5, at Vanderbilt (11/10/21)
Free Throws Attempted: 6, two times
Rebounds: 9, at WKU (11/9/21)
Assists: 3, San Jose State (1/23/19)
Steals: 4, vs. Mobile (11/4/21)
Blocks: 3, vs. Mobile (11/4/21)
Turnovers: 8, at Texas (12/22/21)
Minutes Played: 39, at WKU (11/9/21)

MISCELLANEOUS

	21-22	ASU CAREER
Double-Figure Points	8	8
Double-Figure Rebounds	-	-
Double-Doubles	-	-
5+ Assists	-	-
Led team in Points	4	4
Led team in Rebounds	4	4
Led team in Blocks	3	3
Led team in Assists	-	-

YOUNG NOTEBOOK

- ◆ Averaged 9.8 points and five rebounds per game at John A. Logan College as a sophomore. He also averaged 1.8 assists per game at his power forward position.
- ◆ Finished the season shooting 48.8 percent from the floor and 32.4 percent from beyond the arc.
- ◆ Rated as a 3-star by ESPN, 247Sports and Rivals, originally signed with Wyoming out of Mt. Zion Prep in Baltimore.
- ◆ Sat out last season during COVID-19 shortened season.
- ◆ Scored a career-high 23 points and grabbed nine rebounds against WKU (11/9/21).
- ◆ Missed conference opener against Mississippi Valley State (1/3/21), and three games after that before returning to action against Alabama A&M (1/15/22).

2021-22 GAME-BY-GAME

Opponent	MIN	FG	FG%	3-PT	3PT%	FT	FT%	REB	AST	TO	BL	ST	PTS
Mobile	27	5-9	.556	1-4	.250	1-2	.500	7	0	6	3	4	12
at WKU	39	9-16	.563	3-8	.375	2-2	1.000	9	1	5	1	1	23
at Vanderbilt	27	2-4	.500	2-4	.500	5-6	.833	1	1	3	1	1	11
at Missouri State	22	0-4	.000	0-4	.000	1-2	.500	3	2	0	2	0	1
at Iowa State	27	4-12	.333	1-4	.250	0-0	.000	6	1	1	1	1	9
at Iowa	13	3-5	.600	1-2	.500	3-3	1.000	0	2	0	0	0	10
NC Central													
Tuskegee													
North Alabama													
at Dayton													
Samford	14	1-6	.167	0-1	.000	0-0	.000	2	1	2	0	1	2
at Pepperdine													
at Texas	24	3-7	.429	1-5	.200	0-0	.000	6	1	8	1	2	7
at Texas Tech	30	5-11	.455	4-9	.444	0-0	.000	6	0	4	1	0	14
at MVSU													
at UAPB													
Jackson St.													
Alcorn State													
Alabama A&M	16	6-13	.462	1-6	.167	2-2	1.000	2	1	3	0	0	15
at PVAMU	29	6-12	.500	1-3	.333	0-0	.000	6	3	2	2	2	13
at Texas Southern													
vs. B-CU													
Florida A&M													
at Grambling St.													
at Southern													
UAPB													
MVSU													
at Florida A&M													
at B-CU													
at Alabama A&M													
Southern													
Grambling St.													

YOUNG'S CAREER STATISTICS

Opponent	GP-GS	MIN-AVG	FG-A	PCT	3PT-A	PCT	FT-A	PCT	OFF-DEF-TOT	AVG	PF	A	AST/G	TO	BLK	STL	PTS	AVG
2018-19 (WYO)	20-13	476-23.8	50-127	.394	27-73	.370	8-17	.471	8-59-67	3.4	35	16	0.8	43	9	15	135	6.8
2021-22	10-8	242-24.2	39-90	.433	14-46	.304	13-15	.867	5-36-41	4.1	19	13	1.3	28	9	8	105	10.5
TOTALS	30-21	717-23.9	89-217	.410	41-119	.345	21-32	.656	13-95-108	3.6	54	29	0.9	71	18	23	240	8.0



1 - DJ JACKSON

G /// 6-1 /// 165 /// FRESHMAN /// 1L
SAN BERNARDINO, CA (ETIWANDA HS)

CAREER HIGHS

Points: 13, two times
Field Goals: 5, three times
Field Goals Attempted: 14, vs. Texas Southern (2/27/21)
3-Pt Field Goals: 3, vs. UAPB (2/6/21)
3-Pt Field Goals Attempted: 7, vs. Texas Southern (2/27/21)
Free Throws: 5, at Jackson State (3/6/21)
Free Throws Attempted: 6, at Jackson State (3/6/21)
Rebounds: 9, vs. Tuskegee (11/22/2021)
Assists: 5, vs. Tuskegee (11/22/2021)
Steals: 3, three times
Blocks: 1, vs. Prairie View A&M (3/1/21)
Turnovers: 7, vs. North Carolina Central (11/20/21)
Minutes Played: 37, vs. Texas Southern (2/27/21)

MISCELLANEOUS

	21-22	ASU CAREER
Double-Figure Points	3	5
Double-Figure Rebounds	-	-
Double-Doubles	-	-
5+ Assists	1	1
Led team in Points	-	-
Led team in Rebounds	1	1
Led team in Blocks	-	-
Led team in Assists	4	4

JACKSON NOTEBOOK

- ◆ Played in 17 games, starting 11 as a true freshman during 2021
- ◆ Grabbed 74 total rebounds (4.4 per game), dished out 28 total assists and recorded 12 steals.
- ◆ Earned start on the road against Vanderbilt (11/10/2021) this season.
- ◆ Missed two games for Alabama State on the road against Missouri State (11/13) and Iowa State (11/16).
- ◆ Set career highs in rebounds (nine) and assists (five) against Tuskegee (11/22/21).
- ◆ Missed game against North Alabama (11/28/21) and Dayton (12/1/21).
- ◆ Returned to his home state of California, starting against Pepperdine (12/11/21) and recorded four assists and a pair of steals, playing a season-high 27 minutes.

2021-22 GAME-BY-GAME

Opponent	MIN	FG	FG%	3-PT	3PT%	FT	FT%	REB	AST	TO	BL	ST	PTS
Mobile	15	2-3	.667	0-1	.000	0-0	.000	2	3	2	0	1	4
at WKU	11	0-2	.000	0-0	.000	0-0	.000	1	3	1	0	0	0
at Vanderbilt	15	0-2	.000	0-1	.000	0-0	.000	1	0	3	0	1	0
at Missouri State													
at Iowa State													
at Iowa	20	0-3	.000	0-1	.000	1-2	.500	1	1	0	0	1	1
NC Central	22	2-2	1.000	1-1	1.000	1-2	.500	5	3	7	0	3	6
Tuskegee	22	1-3	.333	0-1	.000	3-4	.750	9	5	1	0	2	5
North Alabama													
at Dayton													
Samford	6	1-2	.500	0-1	.000	2-2	1.000	0	0	1	0	0	4
at Pepperdine	27	1-7	.143	0-2	.000	3-5	.600	1	4	3	0	2	5
at Texas	25	0-4	.000	0-2	.000	0-1	.000	4	2	0	0	2	0
at Texas Tech	25	2-5	.400	1-2	.500	3-4	.750	3	1	1	0	3	8
at MVSU	34	3-5	.600	0-0	.000	4-4	1.000	1	3	4	0	3	10
at UAPB	35	5-11	.455	1-4	.250	0-0	.000	2	2	2	1	0	11
Jackson State	34	5-7	.714	1-1	1.000	2-5	.400	5	3	1	0	1	13
Alcorn State	34	1-9	.111	1-2	.500	2-2	1.000	3	5	4	0	1	5
Alabama A&M	18	1-3	.333	0-2	.000	2-2	1.000	5	1	3	0	0	4
at PVAMU	18	0-3	.000	0-1	.000	0-0	.000	1	2	0	0	2	0
at Texas Southern													
vs. B-CU													
Florida A&M													
at Grambling St.													
at Southern													
UAPB													
MVSU													
at Florida A&M													
at B-CU													
at Alabama A&M													
Southern													
Grambling St.													

JACKSON'S CAREER STATISTICS

Opponent	GP-GS	MIN-AVG	FG-A	PCT	3PT-A	PCT	FT-A	PCT	OFF-DEF-TOT	AVG	PF	A	AST/G	TO	BLK	STL	PTS	AVG
2020-21	17-11	386-22.7	23-68	.338	10-31	.323	18-30	.600	10-40-50	2.9	47	28	1.6	32	2	12	74	4.4
2021-22	15-10	350-23.3	22-68	.324	5-21	.238	23-33	.697	11-31-42	2.8	28	35	2.3	31	0	22	72	4.8
TOTALS	32-21	736-23.0	45-136	.331	15-52	.288	41-63	.651	21-71-92	2.9	75	63	1.9	63	2	34	146	4.6



2 - JORDAN O'NEAL

F /// 6-7 /// 197 /// SOPHOMORE /// 1L
MOBILE, AL (COAHOMA CC)

CAREER HIGHS

Points: 19, vs. North Carolina Central (11/20/21)
Field Goals: 6, vs. North Carolina Central (11/20/21)
Field Goals Attempted: 10, vs. NC Central (11/20/21)
3-Pt Field Goals: 0, 31 times
3-Pt Field Goals Attempted: 1, three times
Free Throws: 7, vs. North Carolina Central (11/20/21)
Free Throws Attempted: 12, vs. NC Central (11/20/21)
Rebounds: 14, vs. North Carolina Central (11/20/21)
Assists: 2, five times
Steals: 4, at Texas Tech (12/28/21)
Blocks: 4, three times
Turnovers: 4, two times
Minutes Played: 36, Alabama A&M (2/13/21)

MISCELLANEOUS

	21-22	ASU CAREER
Double-Figure Points	9	11
Double-Figure Rebounds	2	3
Double-Doubles	2	2
5+ Assists	--	--
Led team in Points	--	--
Led team in Rebounds	7	7
Led team in Blocks	6	9
Led team in Assists	--	--

O'NEAL NOTEBOOK

- ◆ Led the team with 23 blocked shots last season in just 13 games due to injury.
- ◆ Scored in double figures in three consecutive games against Vanderbilt (11/10), Missouri State (11/13), and Iowa State (11/16) - all on the road. Scored a career 11 points against Missouri State, and then set a new career-high with 12 against Iowa State the next game.
- ◆ Scored career-high 19 points against North Carolina Central (11/20/21) and grabbed a career-high 14 rebounds.
- ◆ Recorded a double against UAPB (1/5) with 12 points and 10 rebounds on the road.

2021-22 GAME-BY-GAME

Opponent	MIN	FG	FG%	3-PT	3PT%	FT	FT%	REB	AST	TO	BL	ST	PTS
Mobile	25	4-4	1.000	0-0	.000	4-4	1.000	6	2	0	2	0	12
at WKU	29	3-4	.750	0-0	.000	0-0	.000	4	0	2	2	1	6
at Vanderbilt	24	5-6	.833	0-0	.000	0-1	.000	5	0	3	0	1	10
at Missouri State	22	5-9	.556	0-0	.000	1-2	.500	4	0	1	2	1	11
at Iowa State	31	5-7	.714	0-0	.000	2-2	1.000	6	1	2	3	1	12
at Iowa	6	0-0	.000	0-0	.000	0-0	.000	0	1	2	0	0	0
NC Central	31	6-10	.600	0-0	.000	7-12	.583	14	0	2	1	0	19
Tuskegee	17	3-4	.750	0-0	.000	1-5	.200	6	2	0	0	2	7
North Alabama	26	3-6	.500	0-0	.000	3-5	.600	8	0	4	0	1	9
at Dayton	28	5-10	.500	0-0	.000	0-0	.000	2	1	0	4	0	10
Samford	14	1-4	.250	0-0	.000	2-2	1.000	3	0	1	1	0	4
at Pepperdine													
at Texas	17	1-3	.333	0-0	.000	0-0	.000	3	0	3	1	0	2
at Texas Tech	27	1-5	.200	0-1	.000	4-6	.667	6	1	1	1	4	6
at MVSU	21	3-7	.429	0-0	.000	3-4	.750	5	2	2	0	1	9
at UAPB	35	3-6	.500	0-1	.000	6-10	.600	10	2	5	0	0	12
Jackson State	29	3-7	.429	0-0	.000	0-0	.000	4	2	2	1	0	6
Alcorn State	32	2-5	.400	0-0	.000	6-7	.857	4	1	3	0	1	10
Alabama A&M	27	1-4	.250	0-0	.000	1-2	.500	7	0	1	4	2	3
at PVAMU	24	4-5	.800	0-0	.000	3-5	.600	6	2	1	1	0	11
at Texas Southern													
vs. B-CU													
Florida A&M													
at Grambling St.													
at Southern													
UAPB													
MVSU													
at Florida A&M													
at B-CU													
at Alabama A&M													
Southern													
Grambling St.													

O'NEAL'S CAREER STATISTICS

Opponent	GP-GS	MIN-AVG	FG-A	PCT	3PT-A	PCT	FT-A	PCT	OFF-DEF-TOT	AVG	PF	A	AST/G	TO	BLK	STL	PTS	AVG
2020-21	13-10	326-25.1	24-57	.421	0-2	.000	28-49	.571	25-37-62	4.8	35	9	0.7	24	23	7	76	5.8
2021-22	18-14	448-24.9	54-102	.529	0-2	.000	39-63	.619	35-62-97	5.4	57	15	0.8	35	22	15	147	8.2
TOTALS	31-24	772-24.9	78-159	.491	0-4	.000	67-112	.598	60-99-159	5.1	92	24	0.8	59	45	22	223	7.2



3 - GERALD LIDDELL

F /// 6-8 /// 203 /// JUNIOR /// TR
CIBOLO, TX (TEXAS)

CAREER HIGHS

Points: 22, vs. North Carolina Central (11/20/21)
Field Goals: 7, vs. North Carolina Central (11/20/21)
Field Goals Attempted: 17, vs. NC Central (11/20/21)
3-Pt Field Goals: 2, two times
3-Pt Field Goals Attempted: 4, at Texas Tech (12/28/21)
Free Throws: 7, two times
Free Throws Attempted: 8, three times
Rebounds: 11, vs. North Carolina Central (11/20/21)
Assists: 4, three times
Steals: 4, vs. North Carolina Central (11/20/21)
Blocks: 4, two times
Turnovers: 5, vs. Central Michigan (12/14/19)
Minutes Played: 39, vs. North Carolina Central (11/20/21)

MISCELLANEOUS

	21-22	ASU CAREER
Double-Figure Points	8	8
Double-Figure Rebounds	1	1
Double-Doubles	1	1
5+ Assists	-	-
Led team in Points	5	5
Led team in Rebounds	2	2
Led team in Blocks	6	6
Led team in Assists	4	4

LIDDELL NOTEBOOK

- ◆ Transfer from Texas.
- ◆ As a junior, played in seven games, while as a sophomore in 2019-20, played in 15 games (10 starts).
- ◆ Ranked as the No. 41 overall prospect in the nation by 247Sports and No. 47 by ESPN.
- ◆ Grabbed eight rebounds in season opener against WKU (11/9/21).
- ◆ Scored a then season-high 12 points against Missouri State (11/13/21) on the road, before breaking that mark with a then career-high 19 on the road against Iowa (11/18/21).
- ◆ Recorded a double-double with a career-high 22 points and 11 rebounds agianst North Carolina Central (11/20/21).
- ◆ Had a streak of five games with at least one blocked shot before it was snapped on the road at Pepperdine (12/11/21).
- ◆ Named SWAC Impact Player of the Week after Texas contest for his 16-point performance.
- ◆ Missed conference opener against Mississippi Valley State (1/3/21) and UAPB (1/5/21) game.

2021-22 GAME-BY-GAME

Opponent	MIN	FG	FG%	3-PT	3PT%	FT	FT%	REB	AST	TO	BL	ST	PTS
Mobile	22	3-8	.375	0-1	.000	2-4	.500	4	0	2	1	2	8
at WKU	24	2-5	.400	2-2	1.000	0-0	.000	8	3	3	0	0	6
at Vanderbilt	20	2-7	.286	1-3	.333	0-0	.000	2	0	2	1	0	5
at Missouri State	30	6-13	.462	0-2	.000	2-3	.667	2	1	3	0	0	12
at Iowa State	21	2-2	1.000	1-1	1.000	0-0	.000	4	1	2	0	1	5
at Iowa	29	6-11	.545	2-3	.667	5-6	.833	3	4	1	0	1	19
NC Central	39	7-17	.412	1-3	.333	7-8	.875	11	4	0	4	4	22
Tuskegee	19	1-5	.200	0-1	.000	4-8	.500	3	2	1	2	0	6
North Alabama	33	4-9	.444	0-1	.000	7-8	.875	6	3	3	2	1	15
at Dayton	27	2-8	.250	1-3	.333	0-0	.000	4	2	4	1	0	5
Samford	23	2-4	.500	0-1	.000	0-2	.000	5	1	1	4	1	4
at Pepperdine	28	6-12	.500	1-1	1.000	1-3	.333	4	1	2	0	2	14
at Texas	27	5-12	.417	1-2	.500	5-7	.714	2	0	2	1	1	16
at Texas Tech	35	6-11	.545	1-4	.250	2-4	.500	5	1	4	0	3	15
at MVSU													
at UAPB													
Jackson State	22	2-4	.500	1-2	.500	3-5	.600	1	1	1	0	0	8
Alcorn State	31	5-12	.417	0-2	.000	3-6	.500	8	2	0	1	1	13
Alabama A&M	28	4-13	.307	1-1	1.000	0-0	.000	7	1	2	0	0	9
at PVAMU													
at Texas Southern													
vs. B-CU													
Florida A&M													
at Grambling St.													
at Southern													
UAPB													
MVSU													
at Florida A&M													
at B-CU													
at Alabama A&M													
Southern													
Grambling St.													

LIDDELL'S CAREER STATISTICS

Opponent	GP-GS	MIN-AVG	FG-A	PCT	3PT-A	PCT	FT-A	PCT	OFF-DEF-TOT	AVG	PF	A	AST/G	TO	BLK	STL	PTS	AVG
2018-19	13-0	84-6.5	7-18	.389	2-7	.286	0-0	.000	9-7-16	1.2	18	2	0.2	5	3	0	16	1.2
2019-20	15-10	274-18.2	25-62	.403	4-12	.333	12-25	.480	13-37-50	3.3	42	15	1.0	23	11	8	66	4.4
2020-21	7-0	81-11.5	6-14	.429	2-7	.286	1-6	.167	4-8-12	1.7	11	3	0.4	7	1	1	15	2.1
2021-22	16-12	441-27.6	62-145	.428	13-32	.406	39-60	.650	19-57-76	4.8	49	27	1.7	29	16	18	176	11.0
TOTALS	51-22	880-17.2	100-239	.418	21-58	.362	52-91	.571	45-109-154	3.0	120	47	0.9	64	31	27	273	5.4



CLARK NOTEBOOK

- ◆ Graduated from Alabama State in December 2021.
- ◆ Played in 12 games and started in one game last season.
- ◆ Scored 69 total points during the shortened season, recorded 18 assists and 10 steals.
- ◆ Came off the bench to score seven points against Iowa State (11/16/21).
- ◆ Has scored in double figures in three of five games since being inserted into the starting lineup (beginning with Mississippi Valley State).

2021-22 GAME-BY-GAME

4 - E.J. CLARK

G /// 5-11 /// 165 /// JUNIOR /// 1L
DALLAS, TX (BOSSIER PARRISH CC)

CAREER HIGHS

Points: 14, at MVSU (1/3/21)
Field Goals: 4, three times
Field Goals Attempted: 13, at PVAMU (1/22/22)
3-Pt Field Goals: 4, at UAPB (1/5/21)
3-Pt Field Goals Attempted: 6, at UAPB (1/5/21)
Free Throws: 8, two times
Free Throws Attempted: 11, at MVSU (1/3/21)
Rebounds: 3, three times
Assists: 7, at MVSU (1/3/21)
Steals: 3, two times
Blocks: 0, 30 times
Turnovers: 3, two times
Minutes Played: 32, at PVAMU (1/22/22)

MISCELLANEOUS

	21-22	ASU CAREER
Double-Figure Points	6	7
Double-Figure Rebounds	-	-
Double-Doubles	-	-
5+ Assists	1	1
Led team in Points	1	1
Led team in Rebounds	-	-
Led team in Blocks	-	-
Led team in Assists	6	6

Opponent	MIN	FG	FG%	3-PT	3PT%	FT	FT%	REB	AST	TO	BL	ST	PTS
Mobile	19	1-3	.333	0-1	.000	2-2	1.000	3	2	1	0	1	4
at WKU	6	0-0	.000	0-0	.000	0-0	.000	0	0	1	0	0	0
at Vanderbilt	10	0-0	.000	0-0	.000	0-0	.000	0	0	1	0	0	0
at Missouri State													
at Iowa State	17	2-4	.500	1-3	.333	2-4	.500	1	1	2	0	0	7
at Iowa	7	0-1	.000	0-0	.000	0-0	.000	1	0	1	0	0	0
NC Central													
Tuskegee	6	1-2	.500	0-1	.000	1-2	.500	3	2	1	0	0	3
North Alabama	7	0-2	.000	0-1	.000	3-4	.750	1	0	0	0	0	3
at Dayton	7	2-3	.667	0-0	.000	0-0	.000	0	1	1	0	0	4
Samford	24	4-9	.444	0-2	.000	2-2	1.000	1	3	2	0	3	10
at Pepperdine	12	0-1	.000	0-0	.000	0-0	.000	0	0	1	0	0	0
at Texas	7	1-3	.000	0-0	.000	0-0	.000	0	1	0	0	1	2
at Texas Tech	6	2-4	.500	0-0	.000	0-0	.000	0	0	1	0	0	4
at MVSU	31	3-7	.429	0-1	.000	8-11	.727	3	7	0	0	0	14
at UAPB	27	4-8	.500	4-6	.667	0-0	.000	0	4	2	3	0	12
Jackson State	27	0-5	.000	0-0	.000	8-8	1.000	3	4	2	1	2	8
Alcorn State	25	2-8	.250	1-4	.250	5-6	.833	0	0	2	0	1	10
Alabama A&M	24	2-4	.500	2-2	1.000	7-9	.777	5	4	0	0	3	4
at PVAMU	32	4-13	.308	2-4	.500	0-0	.000	2	4	1	0	0	10
at Texas Southern													
vs. B-CU													
Florida A&M													
at Grambling St.													
at Southern													
UAPB													
MVSU													
at Florida A&M													
at B-CU													
at Alabama A&M													
Southern													
Grambling St.													

CLARK'S CAREER STATISTICS

Opponent	GP-GS	MIN-AVG	FG-A	PCT	3PT-A	PCT	FT-A	PCT	OFF-DEF-TOT	AVG	PF	A	AST/G	TO	BLK	STL	PTS	AVG
2020-21	12-1	245-20.4	21-64	.328	6-24	.250	21-25	.840	7-18-25	2.1	22	18	1.5	14	0	10	69	5.8
2021-22	17-7	283-16.6	27-74	.365	10-24	.417	36-46	.783	1-19-20	1.2	30	31	1.8	18	1	13	100	5.9
TOTALS	29-8	527-18.2	48-138	.348	16-48	.333	57-71	.803	8-37-45	1.6	52	49	1.7	32	1	23	169	5.8



5 - JUAN REYNA

G /// 6-2 /// 182 /// FRESHMAN /// HS
SAN ANTONIO, TX (DUNCANVILLE HS)

CAREER HIGHS

Points: 16, at WKU (11/9/21)
Field Goals: 4, five times
Field Goals Attempted: 12, vs. Samford (12/8/21)
3-Pt Field Goals: 4, vs. North Carolina Central (11/20/21)
3-Pt Field Goals Attempted: 11, vs. Samford (12/8/21)
Free Throws: 6, at WKU (11/9/21)
Free Throws Attempted: 6, at WKU (11/9/21)
Rebounds: 5 at Missouri State (11/13/21)
Assists: 3, at Iowa (11/18/21)
Steals: 1, three times
Blocks: 1, at PVAMU (1/22/22)
Turnovers: 3, three times
Minutes Played: 32, at Missouri State (11/13/21)

MISCELLANEOUS

	21-22	ASU CAREER
Double-Figure Points	8	8
Double-Figure Rebounds	-	-
Double-Doubles	-	-
5+ Assists	-	-
Led team in Points	-	-
Led team in Rebounds	-	-
Led team in Blocks	-	-
Led team in Assists	-	-

REYNA NOTEBOOK

- ◆ Helped his team win a pair of state championships, leading his team to a 37-6 record overall.
- ◆ Scored 16 points in 23 minutes in season opener against WKU (11/9/21).
- ◆ Scored in double figures in the first three games this season against Vanderbilt (11/10/21), Missouri State (11/13/21), and Iowa State (11/16/21).
- ◆ Has connected on 17 consecutive free throws to open the season through Pepperdine (12/11/21).
- ◆ Missed conference opener against Mississippi Valley State (1/3/21) and UAPB (1/5/21) game.

2021-22 GAME-BY-GAME

Opponent	MIN	FG	FG%	3-PT	3PT%	FT	FT%	REB	AST	TO	BL	ST	PTS
Mobile	19	2-7	.286	1-4	.250	0-0	.000	1	2	0	0	1	5
at WKU	23	4-8	.500	2-5	.400	6-6	1.000	1	0	3	0	0	16
at Vanderbilt	20	4-7	.571	2-4	.500	0-0	.000	3	1	3	0	0	10
at Missouri State	32	4-9	.444	2-3	.667	0-0	.000	5	1	1	0	1	10
at Iowa State	25	1-5	.200	0-2	.000	0-0	.000	4	0	4	0	0	2
at Iowa	14	0-1	.000	0-1	.000	0-0	.000	3	3	3	0	0	0
NC Central	31	4-10	.400	4-8	.500	2-2	1.000	1	2	1	0	1	14
Tuskegee	18	3-6	.500	2-5	.400	2-2	1.000	0	1	0	0	1	10
North Alabama	31	2-7	.286	1-3	.333	3-3	1.000	1	0	3	0	0	8
at Dayton	17	1-5	.200	0-3	.000	0-0	.000	1	1	3	0	0	2
Samford	27	3-12	.250	2-11	.182	4-4	1.000	2	0	0	0	1	12
at Pepperdine	24	2-9	.222	1-5	.200	2-2	1.000	1	1	1	0	0	7
at Texas	29	4-9	.444	2-3	.667	0-0	.000	2	2	1	0	0	10
at Texas Tech	22	1-5	.200	1-4	.250	0-0	.000	0	1	3	0	0	3
at MVSU													
at UAPB													
Jackson State	3	0-0	.000	0-0	.000	0-0	.000	0	0	0	0	0	0
Alcorn State	17	4-7	.571	3-5	.600	0-2	.000	1	2	1	0	0	11
Alabama A&M	12	0-2	.000	0-1	.000	0-0	.000	1	0	1	0	0	0
at PVAMU	23	3-8	.375	3-7	.429	2-2	1.000	1	2	0	1	0	11
at Texas Southern													
vs. B-CU													
Florida A&M													
at Grambling St.													
at Southern													
UAPB													
MVSU													
at Florida A&M													
at B-CU													
at Alabama A&M													
Southern													
Grambling St.													

REYNA'S CAREER STATISTICS

Opponent	GP-GS	MIN-AVG	FG-A	PCT	3PT-A	PCT	FT-A	PCT	OFF-DEF-TOT	AVG	PF	A	AST/G	TO	BLK	STL	PTS	AVG
2021-22	17-10	367-21.6	40-110	.364	25-70	.357	21-23	.913	2-25-27	1.6	30	17	1.0	28	1	4	126	7.4
TOTALS	17-10	367-21.6	40-110	.364	25-70	.357	21-23	.913	2-25-27	1.6	30	17	1.0	28	1	4	126	7.4



10 - MICHAEL BARBER

F /// 6-8 /// 212 /// SOPHOMORE /// JC
JACKSON, MS (SW MISSISSIPPI CC / HOWARD)

CAREER HIGHS

Points: 10, vs. Mobile (11/4/21)
Field Goals: 4, vs. Mobile (11/4/21)
Field Goals Attempted: 7, Norfolk State (1/11/20)
3-Pt Field Goals: 1, at Georgia Washington (11/9/19)
3-Pt Field Goals Attempted: 1, three times
Free Throws: 5, two times
Free Throws Attempted: 8, vs. Tuskegee (11/22/21)
Rebounds: 11, at MVSU (1/3/21)
Assists: 2, at MVSU (1/3/21)
Steals: 3, at WKU (11/9/21)
Blocks: 3, two times
Turnovers: 3, at Iowa State (11/16/21)
Minutes Played: 24, at Iowa (11/18/21)

MISCELLANEOUS

	21-22	ASU CAREER
Double-Figure Points	1	1
Double-Figure Rebounds	2	2
Double-Doubles	-	-
5+ Assists	-	-
Led team in Points	-	-
Led team in Rebounds	3	3
Led team in Blocks	3	3
Led team in Assists	-	-

BARBER NOTEBOOK

- ◆ Competed in 24 contests off the bench (2019-20) at Howard.
- ◆ Recorded three assists against WKU (11/9/21).
- ◆ Recorded a career-high 10 rebounds against Iowa (11/18/21) on the road.
- ◆ Started first game of the season against Dayton (12/1/21) on the road, recording seven rebounds.

2021-22 GAME-BY-GAME

Opponent	MIN	FG	FG%	3-PT	3PT%	FT	FT%	REB	AST	TO	BL	ST	PTS
Mobile	16	4-5	.800	0-0	.000	2-2	1.000	7	1	0	0	1	10
at WKU	9	0-1	.000	0-0	.000	1-2	.500	1	0	0	1	3	1
at Vanderbilt	10	0-0	.000	0-0	.000	2-2	1.000	2	0	1	2	0	2
at Missouri State	7	0-0	.000	0-0	.000	2-2	1.000	0	0	1	0	0	2
at Iowa State	15	0-0	.000	0-0	.000	0-0	.000	3	0	3	3	0	0
at Iowa	24	2-5	.400	0-0	.000	3-5	.600	10	1	0	0	2	7
NC Central	13	1-1	1.000	0-0	.000	1-2	.500	5	0	2	0	0	3
Tuskegee	21	1-4	.250	0-0	.000	5-8	.625	5	0	0	0	2	7
North Alabama	11	1-2	.000	0-0	.000	0-0	.000	3	0	2	1	1	2
at Dayton	26	1-3	.333	0-1	.000	2-2	1.000	7	1	2	0	1	4
Samford	5	0-0	.000	0-0	.000	0-0	.000	1	0	0	0	0	0
at Pepperdine	12	0-2	.000	0-0	.000	2-2	1.000	2	0	0	0	0	2
at Texas													
at Texas Tech	0+	0-0	.000	0-0	.000	0-0	.000	0	0	0	0	0	0
at MVSU	22	0-2	.000	0-0	.000	3-4	.750	11	2	0	0	0	3
at UAPB	17	2-4	.500	0-0	.000	0-0	.000	5	1	0	0	0	4
Jackson State	9	1-1	1.000	0-0	.000	2-2	1.000	0	0	2	0	1	4
Alcorn State	8	0-0	.000	0-0	.000	0-0	.000	0	0	1	0	0	0
Alabama A&M	1	0-0	.000	0-0	.000	0-0	.000	1	0	0	0	0	0
at PVAMU	0+	0-0	.000	0-0	.000	0-0	.000	0	0	0	0	0	0
at Texas Southern													
vs. B-CU													
Florida A&M													
at Grambling St.													
at Southern													
UAPB													
MVSU													
at Florida A&M													
at B-CU													
at Alabama A&M													
Southern													
Grambling St.													

BARBER'S CAREER STATISTICS

Opponent	GP-GS	MIN-AVG	FG-A	PCT	3PT-A	PCT	FT-A	PCT	OFF-DEF-TOT	AVG	PF	A	AST/G	TO	BLK	STL	PTS	AVG
2019-20 (HOW)	24-0	144-6.0	19-38	.500	1-2	.500	3-5	.600	11-30-41	1.7	21	3	0.1	9	9	7	42	1.8
2021-22	18-1	214-11.9	9-25	.360	0-1	.000	23-31	.742	22-34-56	3.1	23	5	0.3	14	8	10	41	2.3
TOTALS	42-1	358-8.5	28-63	.444	1-3	.333	26-36	.722	33-64-97	2.3	44	8	0.2	23	17	17	83	2.0



11 - JAYME MITCHELL

G /// 6-5 /// 187 /// FRESHMAN /// HS
JACKSON, MS (FOREST HILL HS)

CAREER HIGHS

Points: 11, at UAPB (1/5/22)
Field Goals: 5 at UAPB (1/5/22)
Field Goals Attempted: 6, at Pepperdine (12/11/21)
3-Pt Field Goals: 1, three times
3-Pt Field Goals Attempted: 3, two times
Free Throws: 4, at Vanderbilt (11/10/21)
Free Throws Attempted: 4, two times
Rebounds: 5, two times
Assists: 3, at Vanderbilt (11/10/21)
Steals: 1, nine times
Blocks: 1, six times
Turnovers: 3, at Iowa (11/18/21)
Minutes Played: 22, at Pepperdine (12/11/21)

MISCELLANEOUS

	21-22	ASU CAREER
Double-Figure Points	1	1
Double-Figure Rebounds	-	-
Double-Doubles	-	-
5+ Assists	-	-
Led team in Points	-	-
Led team in Rebounds	-	-
Led team in Blocks	1	1
Led team in Assists	-	-

MITCHELL NOTEBOOK

- ◆ Saw action against WKU (11/9/21) off the bench.
- ◆ Played double-digit minutes in back-to-back games against Vanderbilt (11/10/21) and Missouri State (11/13/21).
- ◆ Scored a career-high eight points against Vanderbil (11/10/21) off the bench.
- ◆ Started first career game at Pepperdine (12/11/21), scoring five points.
- ◆ Missed conference opener against Mississippi Valley State (1/3/21).

2021-22 GAME-BY-GAME

Opponent	MIN	FG	FG%	3-PT	3PT%	FT	FT%	REB	AST	TO	BL	ST	PTS
Mobile	3	0-0	.000	0-0	.000	0-0	.000	0	0	1	0	1	0
at WKU	1	0-1	.000	0-0	.000	0-0	.000	0	0	0	1	0	0
at Vanderbilt	19	2-3	.667	0-1	.000	4-4	1.000	5	3	2	1	1	8
at Missouri State	11	0-2	.000	0-1	.000	0-0	.000	1	0	1	0	0	0
at Iowa State	3	0-1	.000	0-0	.000	0-0	.000	0	0	0	0	0	0
at Iowa	12	2-5	.400	0-2	.000	1-2	.500	1	0	3	0	1	5
NC Central													
Tuskegee	10	2-2	1.000	1-1	1.000	1-2	.500	2	1	1	0	1	6
North Alabama	6	0-0	.000	0-0	.000	0-0	.000	1	0	1	1	0	0
at Dayton	7	1-1	1.000	0-0	.000	0-0	.000	0	0	1	0	0	2
Samford	16	2-5	.400	0-3	.000	1-4	.250	5	1	1	1	1	5
at Pepperdine	22	2-6	.333	1-3	.333	0-0	.000	3	0	1	0	1	5
at Texas	17	1-1	1.000	0-0	.000	1-1	1.000	1	0	1	0	1	2
at Texas Tech													
at MVSU													
at UAPB	14	5-5	1.000	1-1	1.000	0-2	.000	1	0	1	0	1	11
Jackson State	14	2-6	.333	0-1	.000	2-2	1.000	1	0	0	0	0	6
Alcorn State	17	1-3	.333	1-2	.500	0-0	.000	2	0	2	1	0	3
Alabama A&M	9	0-1	.000	0-1	.000	0-0	.000	1	0	1	0	0	0
at PVAMU	16	0-1	.000	0-1	.000	0-0	.000	3	2	2	1	1	0
at Texas Southern													
vs. B-CU													
Florida A&M													
at Grambling St.													
at Southern													
UAPB													
MVSU													
at Florida A&M													
at B-CU													
at Alabama A&M													
Southern													
Grambling St.													

MITCHELL'S CAREER STATISTICS

Opponent	GP-GS	MIN-AVG	FG-A	PCT	3PT-A	PCT	FT-A	PCT	OFF-DEF-TOT	AVG	PF	A	AST/G	TO	BLK	STL	PTS	AVG
2021-22	16-2	199-12.5	20-43	.465	4-17	.235	10-17	.588	4-23-27	1.7	21	8	0.5	17	5	8	54	3.4
TOTALS	16-2	199-12.5	20-43	.465	4-17	.235	10-17	.588	4-23-27	1.7	21	8	0.5	17	5	8	54	3.4



SMILEY NOTEBOOK

- ◆ Saw action in a pair of games during 2020-21 season.
- ◆ Missed conference opener against Mississippi Valley State (1/3/21) and will miss UAPB (1/5/21) game.

2021-22 GAME-BY-GAME

Opponent	MIN	FG	FG%	3-PT	3PT%	FT	FT%	REB	AST	TO	BL	ST	PTS
Mobile													
at WKU													
at Vanderbilt													
at Missouri St.													
at Iowa State													
at Iowa													
NC Central													
Tuskegee													
North Alabama													
at Dayton													
Samford													
at Pepperdine													
at Texas													
at Texas Tech													
at MVSU													
at UAPB													
Jackson St.													
Alcorn State													
Alabama A&M													
at PVAMU													
at Texas Southern													
vs. B-CU													
Florida A&M													
at Grambling St.													
at Southern													
UAPB													
MVSU													
at Florida A&M													
at B-CU													
at Alabama A&M													
Southern													
Grambling St.													

12 - MALIK SMILEY

G /// 6-3 /// 165 /// R-FRESHMAN /// 1L
BIRMINGHAM, AL (IMG ACADEMY)

CAREER HIGHS

Points: 0, two times
Field Goals: 0, two times
Field Goals Attempted: 0, two times
3-Pt Field Goals: 0, two times
3-Pt Field Goals Attempted: 0, two times
Free Throws: 0, two times
Free Throws Attempted: 0, two times
Rebounds: 0, two times
Assists: 0, two times
Steals: 0, two times
Blocks: 0, two times
Turnovers: 0, two times
Minutes Played: 2, at Prairie View A&M (2/1/21)

MISCELLANEOUS

	21-22	ASU CAREER
Double-Figure Points	--	--
Double-Figure Rebounds	--	--
Double-Doubles	--	--
5+ Assists	--	--
Led team in Points	--	--
Led team in Rebounds	--	--
Led team in Blocks	--	--
Led team in Assists	--	--

SMILEY'S CAREER STATISTICS

Opponent	GP-GS	MIN-AVG	FG-A	PCT	3PT-A	PCT	FT-A	PCT	OFF-DEF-TOT	AVG	PF	A	AST/G	TO	BLK	STL	PTS	AVG
2020-21	2-0	2-1.0	0-0	.000	0-0	.000	0-0	.000	0-0-0	0.0	0	0	0.0	0	0	0	0	0.0
TOTALS	2-0	2-1.0	0-0	.000	0-0	.000	0-0	.000	0-0-0	0.0	0	0	0.0	0	0	0	0	0.0



13 - KAREEM CLARK

G /// 6-2 /// 191 /// JUNIOR /// JC
SACRAMENTO, CA (SOUTH MOUNTAIN CC)

CAREER HIGHS

Points: 1, vs. Tuskegee (11/22/21)
Field Goals: 0, two times
Field Goals Attempted: 2, at Dyaton (12/1/21)
3-Pt Field Goals: 0, two times
3-Pt Field Goals Attempted: 0, two times
Free Throws: 1, vs. Tuskegee (11/22/21)
Free Throws Attempted: 2, vs. Tuskegee (11/22/21)
Rebounds: 2, vs. Tuskegee (11/22/21)
Assists: 2, vs. Tuskegee (11/22/21)
Steals: 0, two times
Blocks: 0, two times
Turnovers: 1, at Dayton (12/1/21)
Minutes Played: 6, at Dayton (12/1/21)

MISCELLANEOUS

	21-22	ASU CAREER
Double-Figure Points	-	-
Double-Figure Rebounds	-	-
Double-Doubles	-	-
5+ Assists	-	-
Led team in Points	-	-
Led team in Rebounds	-	-
Led team in Blocks	-	-
Led team in Assists	-	-

CLARK NOTEBOOK

- ◆ Saw first action against Tuskegee in exhibition game, before playing against Dayton (12/1/21) on the road.
- ◆ Played six minutes against Dayton (12/1/21).
- ◆ Missed conference opener against Mississippi Valley State (1/3/21) and will miss UAPB (1/5/21) game.

2021-22 GAME-BY-GAME

Opponent	MIN	FG	FG%	3-PT	3PT%	FT	FT%	REB	AST	TO	BL	ST	PTS
Mobile													
at WKU													
at Vanderbilt													
at Missouri St.													
at Iowa State													
at Iowa													
NC Central													
Tuskegee	5	0-0	.000	0-0	.000	1-2	.500	2	2	0	0	0	1
North Alabama													
at Dayton	6	0-2	.000	0-0	.000	0-0	.000	0	0	1	0	0	0
Samford													
at Pepperdine													
at Texas													
at Texas Tech													
at MVSU													
at UAPB													
Jackson St.													
Alcorn State													
Alabama A&M													
at PVAMU													
at Texas Southern													
vs. B-CU													
Florida A&M													
at Grambling St.													
at Southern													
UAPB													
MVSU													
at Florida A&M													
at B-CU													
at Alabama A&M													
Southern													
Grambling St.													

CLARK'S CAREER STATISTICS

Opponent	GP-GS	MIN-AVG	FG-A	PCT	3PT-A	PCT	FT-A	PCT	OFF-DEF-TOT	AVG	PF	A	AST/G	TO	BLK	STL	PTS	AVG
2021-22	1-0	6-6.0	0-2	.000	0-0	.000	0-0	.000	0-0-0	0.0	0	0	0.0	1	0	0	0	0.0
TOTALS	1-0	6-6.0	0-2	.000	0-0	.000	0-0	.000	0-0-0	0.0	0	0	0.0	1	0	0	0	0.0



15 - KEVION STEWART

G /// 6-3 /// 193 /// SENIOR /// 2L
MEMPHIS, TN (SIUE / CHATTANOOGA STATE)

CAREER HIGHS

Points: 21, at Grambling State (3/4/21)
Field Goals: 7, at Texas Southern (1/30/21)
Field Goals Attempted: 13, at Grambling State (3/4/21)
3-Pt Field Goals: 5, at MVSU (1/12/21)
3-Pt Field Goals Attempted: 8, at Grambling State (3/4/21)
Free Throws: 7, two times
Free Throws Attempted: 9, at Jackson State (3/6/21)
Rebounds: 5, vs. Alabama A&M (2/13/21)
Assists: 2, at Southern (2/22/21)
Steals: 4, at Grambling State (3/4/21)
Blocks: 2, at Boise State (12/14/19)
Turnovers: 4, vs. Alcorn State (1/23/21)
Minutes Played: 34, at Jackson State (3/6/21)

MISCELLANEOUS

	21-22	ASU CAREER
Double-Figure Points	2	11
Double-Figure Rebounds	-	-
Double-Doubles	-	-
5+ Assists	-	-
Led team in Points	1	3
Led team in Rebounds	-	-
Led team in Blocks	-	-
Led team in Assists	-	-

STEWART NOTEBOOK

- ◆ Played in 18 games and started in 11 games.
- ◆ Scored a total of 147 points in the shortened season.
- ◆ Father, Dwight Stewart, played and won national title at Arkansas.
- ◆ Did not play in season opener against WKU (11/9/21).
- ◆ Has not played since Samford (12/8/21).

2021-22 GAME-BY-GAME

Opponent	MIN	FG	FG%	3-PT	3PT%	FT	FT%	REB	AST	TO	BL	ST	PTS
Mobile													
at WKU													
at Vanderbilt	10	1-4	.250	0-3	.000	0-0	.000	0	0	0	0	0	2
at Missouri State	6	1-4	.250	1-3	.333	0-0	.000	1	0	0	0	0	3
at Iowa State	6	1-4	.250	1-2	.500	1-2	.500	1	0	0	0	0	4
at Iowa	9	2-2	1.000	1-1	1.000	0-0	.000	0	1	1	0	1	5
NC Central	4	0-2	.000	0-2	.000	0-0	.000	0	0	0	0	1	0
Tuskegee	16	3-9	.333	2-5	.400	2-2	1.000	2	0	1	0	1	10
North Alabama	7	0-2	.000	0-1	.000	0-0	.000	1	0	1	0	0	0
at Dayton	8	1-3	.333	1-2	.500	7-8	.875	2	1	0	0	0	10
Samford	9	0-7	.000	0-6	.000	0-0	.000	1	0	1	0	0	0
at Pepperdine													
at Texas													
at Texas Tech													
at MVSU													
at UAPB													
Jackson St.													
Alcorn State													
Alabama A&M													
at PVAMU													
at Texas Southern													
vs. B-CU													
Florida A&M													
at Grambling St.													
at Southern													
UAPB													
MVSU													
at Florida A&M													
at B-CU													
at Alabama A&M													
Southern													
Grambling St.													

STEWART'S CAREER STATISTICS

Opponent	GP-GS	MIN-AVG	FG-A	PCT	3PT-A	PCT	FT-A	PCT	OFF-DEF-TOT	AVG	PF	A	AST/G	TO	BLK	STL	PTS	AVG
2017-18	17-0	126-7.4	8-27	.296	8-23	.348	5-6	.833	4-14-18	1.1	13	8	0.5	6	0	3	29	1.7
2019-20	26-10	323-12.4	29-106	.274	15-70	.214	16-26	.615	8-23-31	1.2	37	8	0.3	16	4	14	89	3.4
2020-21	18-11	368-20.4	39-114	.342	30-77	.390	39-52	.750	10-36-46	2.6	47	11	0.6	28	2	15	147	8.2
2021-22	9-0	77-8.5	9-37	.243	6-25	.240	10-12	.833	2-6-8	0.9	10	2	0.2	4	0	3	34	3.8
TOTALS	70-21	898-12.8	85-284	.299	59-195	.303	70-96	.729	24-79-103	1.5	107	29	0.4	54	6	35	299	4.3



20 - KENNY STRAWBRIDGE

G /// 6-6 /// 202 /// R-SOPHOMORE /// 1L
ROCKFORD, IL (WESTERN NEBRASKA / UMKC)

CAREER HIGHS

Points: 27, at MVSU (1/3/21)
Field Goals: 11, at MVSU (1/3/21)
Field Goals Attempted: 16, at MVSU (1/3/21)
3-Pt Field Goals: 4, at MVSU (1/3/21)
3-Pt Field Goals Attempted: 6, at MVSU (1/3/21)
Free Throws: 11, vs. Jackson State (1/8/21)
Free Throws Attempted: 13, vs. Southern (1/25/21)
Rebounds: 14, vs. Southern (1/25/21)
Assists: 5, at WKU (11/9/21)
Steals: 4, two times
Blocks: 2, vs. Alabama A&M (2/13/21)
Turnovers: 6, vs. Alcorn State (1/23/21)
Minutes Played: 41, vs. North Carolina Central (11/20/21)

MISCELLANEOUS

	21-22	ASU CAREER
Double-Figure Points	6	16
Double-Figure Rebounds	1	6
Double-Doubles	1	5
5+ Assists	-	-
Led team in Points	5	5
Led team in Rebounds	2	2
Led team in Blocks	-	-
Led team in Assists	4	4

STRAWBRIDGE NOTEBOOK

- ◆ Second-leading scorer on last year's team, and earned a spot on ESPN Top 10 for his buzzer-beater against Southern.
- ◆ Named Second Team Preseason All-SWAC ahead of the 2021-22 season.
- ◆ Dished out five assists against WKU (11/9/21).
- ◆ Recorded a double-double against Pepperdine (12/11/21) on the road with 16 points and 11 rebounds.
- ◆ Named SWAC Impact Player of the Week (December 15).
- ◆ Named SWAC Player of the Week following Mississippi Valley State game in which he scored 27 point to lead Alabama State to a conference-opening victory.

2021-22 GAME-BY-GAME

Opponent	MIN	FG	FG%	3-PT	3PT%	FT	FT%	REB	AST	TO	BL	ST	PTS
Mobile	27	3-6	.500	0-0	.000	1-2	.500	5	2	2	0	3	7
at WKU	28	4-8	.500	0-1	.000	0-1	.000	4	5	2	0	0	8
at Vanderbilt	18	2-7	.286	0-1	.000	3-4	.750	5	0	3	0	1	7
at Missouri State	32	5-10	.500	0-1	.000	2-3	.667	2	1	3	0	0	12
at Iowa State	27	3-9	.333	0-0	.000	0-0	.000	3	3	3	0	2	6
at Iowa	18	3-5	.600	0-2	.000	0-1	.000	0	2	1	0	1	6
NC Central	41	0-5	.000	0-1	.000	1-2	.500	4	4	2	0	0	1
Tuskegee	23	4-8	.500	1-1	1.000	0-0	.000	3	2	4	0	1	9
North Alabama	34	8-12	.667	0-0	.000	0-1	.000	6	0	1	0	2	16
at Dayton	24	1-3	.333	1-1	1.000	0-3	.000	6	2	1	0	0	6
Samford	26	4-9	.444	1-4	.250	5-7	.714	7	0	3	2	0	14
at Pepperdine	34	7-14	.500	0-3	.000	2-4	.500	11	2	3	0	3	16
at Texas	30	1-7	.143	1-3	.333	1-2	.500	5	0	2	0	1	4
at Texas Tech	27	1-7	.143	1-5	.200	0-0	.000	2	2	2	0	0	3
at MVSU	35	11-16	.688	4-6	.667	1-5	.200	4	1	5	0	3	27
at UAPB	33	3-10	.300	0-3	.000	1-2	.500	6	2	2	0	2	7
Jackson State	32	3-7	.429	0-2	.000	11-11	1.000	5	1	3	0	2	17
Alcorn State	30	4-12	.333	0-1	.000	0-1	.000	5	4	0	0	4	8
Alabama A&M	26	2-4	.500	0-1	.000	0-0	.000	4	0	0	0	0	4
at PVAMU	26	2-10	.200	1-2	.500	2-2	1.000	5	1	0	1	1	7
at Texas Southern													
vs. B-CU													
Florida A&M													
at Grambling St.													
at Southern													
UAPB													
MVSU													
at Florida A&M													
at B-CU													
at Alabama A&M													
Southern													
Grambling St.													

STRAWBRIDGE'S CAREER STATISTICS

Opponent	GP-GS	MIN-AVG	FG-A	PCT	3PT-A	PCT	FT-A	PCT	OFF-DEF-TOT	AVG	PF	A	AST/G	TO	BLK	STL	PTS	AVG
2020-21	18-17	540-30.0	61-170	.359	11-47	.234	56-78	.718	32-98-130	7.2	44	24	1.3	35	6	14	189	10.5
2021-22	19-19	550-28.9	68-163	.417	10-38	.263	29-49	.592	25-62-87	4.6	32	32	1.7	40	1	25	175	9.2
TOTALS	37-36	1091-29.5	129-333	.387	21-85	.247	85-127	.669	57-160-217	5.9	76	56	1.5	75	7	39	364	9.8



21 - CHRISTIAN MCCRAY

G /// 6-6 /// 171 /// JUNIOR /// TR
LAS VEGAS, NV (CAL STATE FULLERTON)

CAREER HIGHS

Points: 20, at Iowa (11/18/21)
Field Goals: 8, at Iowa (11/18/21)
Field Goals Attempted: 12, Iowa (11/18/21)
3-Pt Field Goals: 4, at Iowa (11/18/21)
3-Pt Field Goals Attempted: 5, at Iowa (11/18/21)
Free Throws: 1, two times
Free Throws Attempted: 2, two times
Rebounds: 5, vs. Tuskegee (11/22/21)
Assists: 1, two times
Steals: 1, vs. Tuskegee (11/22/21)
Blocks: 0, 11 times
Turnovers: 1, seven times
Minutes Played: 17, at Iowa (11/18/21)

MISCELLANEOUS

	21-22	ASU CAREER
Double-Figure Points	2	2
Double-Figure Rebounds	-	-
Double-Doubles	-	-
5+ Assists	-	-
Led team in Points	2	2
Led team in Rebounds	-	-
Led team in Blocks	-	-
Led team in Assists	-	-

MCCRAY NOTEBOOK

- ◆ Played at Cal State Fullerton before transferring to Alabama State.
- ◆ Did not play against WKU (11/9/21).
- ◆ Scored a career-high eight points off the bench against Vanderbilt (11/10/21) in just nine minutes, before breaking that mark with 20 points off the bench against Iowa (11/18/21) in just 17 minutes.

2021-22 GAME-BY-GAME

Opponent	MIN	FG	FG%	3-PT	3PT%	FT	FT%	REB	AST	TO	BL	ST	PTS
Mobile													
at WKU													
at Vanderbilt	9	4-5	.800	0-0	.000	0-0	.000	0	0	1	0	1	8
at Missouri State	7	1-2	.500	0-1	.000	0-0	.000	1	1	1	0	0	2
at Iowa State													
at Iowa	17	8-12	.667	4-5	.800	0-0	.000	2	0	0	0	0	20
NC Central	9	2-5	.400	0-1	.000	0-0	.000	2	0	1	0	0	4
Tuskegee	20	7-9	.778	0-0	.000	1-2	.500	2	1	1	0	2	15
North Alabama	13	3-8	.375	0-0	.000	1-2	.500	5	0	1	0	0	7
at Dayton	13	3-6	.500	1-1	1.000	0-0	.000	3	0	0	0	0	7
Samford													
at Pepperdine	5	2-3	.667	0-0	.000	0-0	.000	0	0	0	0	0	4
at Texas													
at Texas Tech													
at MVSU	5	1-4	.250	0-0	.000	0-0	.000	2	0	0	0	0	2
at UAPB													
Jackson St.													
Alcorn State													
Alabama A&M													
at PVAMU	3	0-1	.000	0-0	.000	0-0	.000	0	0	1	0	0	0
at Texas Southern													
vs. B-CU													
Florida A&M													
at Grambling St.													
at Southern													
UAPB													
MVSU													
at Florida A&M													
at B-CU													
at Alabama A&M													
Southern													
Grambling St.													

MCCRAY'S CAREER STATISTICS

Opponent	GP-GS	MIN-AVG	FG-A	PCT	3PT-A	PCT	FT-A	PCT	OFF-DEF-TOT	AVG	PF	A	AST/G	TO	BLK	STL	PTS	AVG
2020-21 (CSUF)	1-0	9-9.0	2-4	.500	0-0	.000	0-0	.000	0-0-0	0.0	2	0	0.0	1	0	0	4	4.0
2021-22	10-0	102-10.2	31-55	.564	5-8	.625	2-4	.500	6-11-17	1.7	7	2	0.2	6	0	3	69	6.9
TOTALS	11-1	112-10.2	33-59	.559	5-8	.625	2-4	.500	6-11-17	1.5	9	2	0.2	7	0	3	73	6.6



22 - DARRELL REED

F /// 6-8 /// 211 /// FRESHMAN /// HS
HAMMOND, IN (HAMMOND HS)

CAREER HIGHS

- Points: -
- Field Goals: -
- Field Goals Attempted: -
- 3-Pt Field Goals: -
- 3-Pt Field Goals Attempted: -
- Free Throws: -
- Free Throws Attempted: -
- Rebounds: -
- Assists: -
- Steals: -
- Blocks: -
- Turnovers: -
- Minutes Played: -

MISCELLANEOUS

	21-22	ASU CAREER
Double-Figure Points	-	-
Double-Figure Rebounds	-	-
Double-Doubles	-	-
5+ Assists	-	-
Led team in Points	-	-
Led team in Rebounds	-	-
Led team in Blocks	-	-
Led team in Assists	-	-

REED NOTEBOOK

- ◆ Has not played this season due to preseason injury.

2021-22 GAME-BY-GAME

Opponent	MIN	FG	FG%	3-PT	3PT%	FT	FT%	REB	AST	TO	BL	ST	PTS
Mobile													
at WKU													
at Vanderbilt													
at Missouri St.													
at Iowa State													
at Iowa													
NC Central													
Tuskegee													
North Alabama													
at Dayton													
Samford													
at Pepperdine													
at Texas													
at Texas Tech													
at MVSU													
at UAPB													
Jackson St.													
Alcorn State													
Alabama A&M													
at PVAMU													
at Texas Southern													
vs. B-CU													
Florida A&M													
at Grambling St.													
at Southern													
UAPB													
MVSU													
at Florida A&M													
at B-CU													
at Alabama A&M													
Southern													
Grambling St.													

REED'S CAREER STATISTICS

Opponent	GP-GS	MIN-AVG	FG-A	PCT	3PT-A	PCT	FT-A	PCT	OFF-DEF-TOT	AVG	PF	A	AST/G	TO	BLK	STL	PTS	AVG
2021-22																		
TOTALS																		



23 - ASHTON MCCLELLAND

G /// 6-0 /// 153 /// R-SOPHOMORE /// TR
HOUSTON, TX (TEXAS SOUTHERN)

CAREER HIGHS

Points: 9, vs. LeTourneau (12/11/20)
Field Goals: 3, vs. LeTourneau (12/11/20)
Field Goals Attempted: 7, two times
3-Pt Field Goals: 2, at Iowa (11/18/21)
3-Pt Field Goals Attempted: 5, two times
Free Throws: 2, vs. LeTourneau (12/11/20)
Free Throws Attempted: 3, vs. LeTourneau (12/11/20)
Rebounds: 3, at Iowa (11/18/21)
Assists: 2, at Dayton (12/1/21)
Steals: 1, vs. MVSU (2/23/21)
Blocks: 0, 31 times
Turnovers: 1, five times
Minutes Played: 18, vs. LeTourneau (12/11/20)

MISCELLANEOUS

	21-22	ASU CAREER
Double-Figure Points	--	--
Double-Figure Rebounds	--	--
Double-Doubles	--	--
5+ Assists	--	--
Led team in Points	--	--
Led team in Rebounds	--	--
Led team in Blocks	--	--
Led team in Assists	1	1

MCCLELLAND NOTEBOOK

- ◆ Transfer from Texas Southern.
- ◆ Came off the bench in the second half against Iowa (11/18/21) and scored six points on a pair of three-pointers.

2021-22 GAME-BY-GAME

Opponent	MIN	FG	FG%	3-PT	3PT%	FT	FT%	REB	AST	TO	BL	ST	PTS
Mobile													
at WKU													
at Vanderbilt													
at Missouri St.													
at Iowa State													
at Iowa	17	2-7	.286	2-5	.400	0-0	.000	3	1	0	0	1	6
NC Central													
Tuskegee	5	1-1	1.000	1-1	1.000	0-0	.000	0	0	1	0	0	3
North Alabama													
at Dayton	11	1-5	.200	1-4	.250	0-0	.000	1	2	0	0	0	3
Samford													
at Pepperdine													
at Texas													
at Texas Tech	3	0-0	.000	0-0	.000	0-0	.000	1	1	0	0	0	0
at MVSU	10	1-2	.500	1-2	.500	0-0	.000	1	0	1	0	0	3
at UAPB	8	1-2	.500	0-1	.000	0-0	.000	0	1	1	0	0	2
Jackson State	2	0-0	.000	0-0	.000	0-0	.000	0	0	0	0	0	0
Alcorn State	2	0-0	.000	0-0	.000	0-0	.000	0	0	0	0	0	0
Alabama A&M	4	0-0	.000	0-0	.000	0-0	.000	1	0	0	0	0	0
at PVAMU													
at Texas Southern													
vs. B-CU													
Florida A&M													
at Grambling St.													
at Southern													
UAPB													
MVSU													
at Florida A&M													
at B-CU													
at Alabama A&M													
Southern													
Grambling St.													

MCCLELLAND'S CAREER STATISTICS

Opponent	GP-GS	MIN-AVG	FG-A	PCT	3PT-A	PCT	FT-A	PCT	OFF-DEF-TOT	AVG	PF	A	AST/G	TO	BLK	STL	PTS	AVG
2019-20 (TSU)	12-0	30-2.5	4-17	.235	3-12	.250	1-2	.500	0-1-1	0.1	2	0	0.0	1	0	2	12	1.0
2020-21 (TSU)	10-0	43-4.3	5-15	.333	2-11	.182	2-3	.667	0-5-5	0.5	5	1	0.1	1	0	2	14	1.4
2021-22	9-0	63-7.0	6-17	.353	5-13	.385	0-0	.000	2-5-7	0.8	9	5	0.6	3	0	1	17	1.9
TOTALS	31-0	138-4.4	15-49	.306	10-36	.278	3-5	.600	2-10-12	0.4	16	6	0.2	5	0	5	43	1.4



24 - ISAIAH RANGE

G /// 6-3 /// 215 /// SOPHOMORE /// TR
CEDAR HILL, TX (TARLETON STATE)

CAREER HIGHS

Points: 21, vs. Cameron (2/8/20)
Field Goals: 10, vs. Cameron (2/8/20)
Field Goals Attempted: 16, vs. Cameron (2/8/20)
3-Pt Field Goals: 3, vs. Alabama A&M (1/15/22)
3-Pt Field Goals Attempted: 6, at WKU (11/9/21)
Free Throws: 6, vs. Western New Mexico (1/18/20)
Free Throws Attempted: 6, vs. W. New Mexico (1/18/20)
Rebounds: 11, vs. St. Edward's (3/6/20)
Assists: 4, vs. Western New Mexico (1/18/20)
Steals: 4, at St. Edward's (1/30/20)
Blocks: 2, two times
Turnovers: 7, at Texas Tech (12/28/21)
Minutes Played: 38, at MVSU (1/3/21)

MISCELLANEOUS

	21-22	ASU CAREER
Double-Figure Points	8	8
Double-Figure Rebounds	1	1
Double-Doubles	1	1
5+ Assists	-	-
Led team in Points	1	1
Led team in Rebounds	2	2
Led team in Blocks	2	2
Led team in Assists	2	2

RANGE NOTEBOOK

- ◆ Transfer from Tarleton State.
- ◆ Scored 14 points off the bench against WKU (11/9/21) and grabbed four rebounds.
- ◆ Recorded his first double-double against Iowa State (11/16/21) with 15 points and 10 rebounds.

2021-22 GAME-BY-GAME

Opponent	MIN	FG	FG%	3-PT	3PT%	FT	FT%	REB	AST	TO	BL	ST	PTS
Mobile	24	4-10	.400	2-5	.400	0-0	.000	5	3	4	0	0	10
at WKU	30	6-13	.462	2-6	.333	0-0	.000	4	2	6	1	0	14
at Vanderbilt	19	4-7	.571	1-2	.500	0-0	.000	3	2	2	0	2	9
at Missouri State	31	2-9	.222	1-4	.250	0-0	.000	6	0	6	0	2	5
at Iowa State	29	7-13	.538	0-3	.000	1-4	.250	10	3	5	0	1	15
at Iowa	14	1-2	.500	1-2	.500	0-0	.000	1	1	1	1	0	3
NC Central	34	5-10	.500	1-4	.250	0-0	.000	2	1	2	0	0	11
Tuskegee	13	4-5	.800	0-1	.000	1-1	1.000	2	1	3	1	0	9
North Alabama	32	4-12	.333	0-2	.000	1-3	.333	4	2	1	1	1	9
at Dayton	2	1-5	.200	0-2	.000	2-2	1.000	2	2	2	0	0	4
Samford	30	3-7	.429	1-3	.333	2-2	1.000	9	2	1	1	1	9
at Pepperdine	31	4-11	.364	1-2	.500	0-1	.000	7	1	1	0	1	9
at Texas	19	2-3	.667	0-0	.000	0-0	.000	2	0	1	0	1	4
at Texas Tech	20	0-3	.000	0-2	.000	0-0	.000	5	1	7	0	1	0
at MVSU	38	7-11	.636	2-4	.500	0-0	.000	8	2	0	1	0	16
at UAPB	31	4-9	.444	1-3	.333	0-0	.000	4	2	2	1	2	9
Jackson State	23	4-8	.500	0-2	.000	2-3	.667	3	0	0	1	2	10
Alcorn State													
Alabama A&M	30	4-10	.400	3-5	.600	0-0	.000	4	1	1	1	0	11
at PVAMU	25	5-11	.455	2-5	.400	3-4	.750	6	1	2	0	0	15
at Texas Southern													
vs. B-CU													
Florida A&M													
at Grambling St.													
at Southern													
UAPB													
MVSU													
at Florida A&M													
at B-CU													
at Alabama A&M													
Southern													
Grambling St.													

RANGE'S CAREER STATISTICS

Opponent	GP-GS	MIN-AVG	FG-A	PCT	3PT-A	PCT	FT-A	PCT	OFF-DEF-TOT	AVG	PF	A	AST/G	TO	BLK	STL	PTS	AVG
2019-20 (TARL)	30-20	711-23.7	117-237	.494	19-74	.257	28-53	.528	29-84-113	3.8	33	28	0.9	46	5	26	281	9.4
2021-22	18-12	477-26.5	67-149	.450	16-52	.308	12-20	.600	18-64-82	4.6	37	24	1.3	43	10	13	162	9.0
TOTALS	48-32	1187-24.7	184-386	.477	35-126	.278	40-73	.548	47-148-195	4.1	70	52	1.1	89	15	39	443	9.2

STATISTICS (EXCLUDES EXHIBITION GAMES)

2021-22 OVERALL STATISTICS

##	Player	Minutes		Total		3-pointers		Free Throws		Rebounds		PF	A	TO	Stl	Blk	Pts	Avg
		GP-GS	Tot-Avg	FG-A	FG%	3FG-A	3PT%	FT-FTA	FT%	Off-Def-Tot	Avg							
3	Liddell, Gerald	15-11	419-27.9	61-140	.436	13-31	.419	35-52	.673	17-56-73	4.9	49	25	28	18	14	170	11.3
0	Young, Trace	10-8	241-24.1	39-90	.433	14-46	.304	13-15	.867	5-36-41	4.1	19	13	28	8	9	105	10.5
20	Strawbridge, Kenny	18-18	527-29.3	64-155	.413	9-37	.243	29-49	.592	25-59-84	4.7	31	30	36	24	1	166	9.2
24	Range, Isaiah	17-11	461-27.1	63-144	.438	16-51	.314	11-19	.579	18-62-80	4.7	34	23	40	13	9	153	9.0
2	O'Neal, Jordan	17-13	432-25.4	51-98	.520	0-2	.000	38-58	.655	32-59-91	5.4	55	13	35	13	21	140	8.2
5	Reyna, Juan	16-9	353-22.1	37-104	.356	23-65	.354	19-21	.905	2-25-27	1.7	29	16	28	3	1	116	7.3
4	Clark, E.J.	16-7	274-17.1	26-72	.361	10-23	.435	35-44	.795	1-16-17	1.1	27	29	17	13	1	67	6.1
14	McCray, Chrisitan	9-0	83-9.2	24-46	.522	5-8	.625	1-2	.500	6-9-15	1.7	4	1	5	1	0	54	6.0
1	Jackson, DJ	14-10	330-23.6	21-65	.323	5-20	.250	20-29	.690	8-25-33	2.4	25	30	30	20	0	67	4.8
11	Mitchell, Jayme	15-2	188-12.5	18-41	.439	3-16	.188	9-15	.600	4-21-25	1.7	18	7	16	7	5	48	3.2
15	Stewart, Kevion	8-0	63-7.9	6-28	.214	4-20	.200	8-10	.800	2-4-6	0.8	9	2	3	2	0	24	3.0
10	Barber, Michael	17-1	190-11.2	8-21	.381	0-1	.000	18-23	.783	19-32-51	3.0	21	5	14	8	8	34	2.0
23	McClelland, Ashton	8-0	58-7.3	5-16	.313	4-12	.333	0-0	.000	2-6-7	0.9	9	5	2	1	0	14	1.8
13	Clark, Kareem	1-0	6-6.0	0-2	.000	0-0	.000	0-0	.000	0-0-0	0.0	0	0	1	0	0	0	0.0
Total		18	3625	423-1022	.414	106-332	.319	236-337	.700	186-439-625	34.7	330	199	304	131	69	1188	66.0
Opponents			3625	474-1098	.432	150-443	.339	267-359	.744	222-456-678	37.7	296	275	253	143	80	1365	75.8

2021-22 CONFERENCE STATISTICS

##	Player	Minutes		Total		3-pointers		Free Throws		Rebounds		PF	A	TO	Stl	Blk	Pts	Avg
		GP-GS	Tot-Avg	FG-A	FG%	3FG-A	3PT%	FT-FTA	FT%	Off-Def-Tot	Avg							
0	Young, Trace	2-1	45-22.5	12-25	.480	2-9	.222	2-2	1.000	3-5-8	4.0	3	4	5	2	2	28	14.0
24	Range, Isaiah	5-5	149-29.8	24-49	.490	8-19	.421	5-7	.714	6-19-25	5.0	11	6	5	3	5	61	12.2
20	Strawbridge, Kenny	6-6	185-30.8	25-59	.424	5-15	.333	15-21	.714	7-22-29	4.8	8	9	10	12	1	70	11.7
4	Clark, E.J.	6-6	167-27.8	15-45	.333	9-17	.529	28-34	.824	1-12-13	2.2	15	23	7	9	1	67	11.2
3	Liddell, Gerald	3-2	84-28.0	11-29	.379	2-5	.400	6-11	.545	4-12-16	5.3	9	4	3	1	1	30	10.0
2	O'Neal, Jordan	6-4	170-28.3	16-34	.471	0-1	.000	19-28	.679	11-25-36	6.0	17	9	14	4	6	43	7.2
5	Reyna, Juan	4-0	56-14.0	7-17	.412	6-13	.462	2-4	.500	0-3-3	0.8	4	4	2	0	1	22	5.5
11	Mitchell, Jayme	5-0	71-14.2	8-16	.500	2-6	.333	2-4	.500	2-6-8	1.6	7	3	5	2	2	20	4.0
10	Barber, Michael	6-0	60-10.0	3-7	.429	0-0	.000	5-6	.833	5-12-17	2.8	7	3	3	1	0	11	1.8
23	McClelland, Ashton	5-0	28-5.6	2-4	.500	1-3	.333	0-0	.000	0-2-2	0.4	4	1	2	0	0	5	1.0
14	McCray, Christian	2-0	8-4.0	1-5	.200	0-0	.000	0-0	.000	0-2-2	1.0	2	0	1	0	0	2	1.0
Total		6	1200	139-328	.424	38-98	.388	94-130	.723	65-148-213	35.5	96	82	81	42	19	410	68.3
Opponents			1200	133-330	.403	46-125	.368	85-112	.759	63-141-204	34.0	100	84	84	38	26	397	66.2

TEAM STATISTICS

	ASU	OPP
--	-----	-----

SCORING

Total Points	1188	1365
Points Per Game	66.0	75.8
Scoring Margin	-9.8	-

SHOOTING

FG: Made-Attempted	423-1022	474-1098
FG: Percentage	.414	.432
FG: Per Game	23.5	26.3
3PT: Made-Attempted	106-332	150-443
3PT: Percentage	.319	.339
3PT: Per Game	5.9	8.3
FT: Made-Attempted	236-337	267-359
FT: Percentage	.700	.744
FT: Per Game	13.1	14.8

REBOUNDING

Total	625	678
Per Game	34.7	37.7
Margin	-3.0	-

ASSISTS

Total	199	275
Per Game	11.1	15.3

TURNOVERS

Total	304	253
Per Game	16.9	14.1
Margin	-2.8	-
Assist/Turnover Ratio	0.7	1.1
Points Off Turnovers	14.7	17.4

STEALS

Total	131	143
Per Game	7.3	7.9

BLOCKS

Total	69	80
Per Game	3.8	4.4

ATTENDANCE

Total	3632	75085
Per Game	6-605	12-6,257

2021-22 GAME-BY-GAME STATISTICS (EXCLUDES EXHIBITION GAMES)

Opponent	Date	Score	w/l	fgm/a	pct	3fg/a	pct	ftm/a	pct	off-def-tot	avg	ast	to	blk	stl	pts	avg
Alabama State	11.9.21	74-79	L	28-58	.483	9-22	.409	9-11	.818	8-29-37	37.0	14	23	5	6	74	74.0
at WKU				28-64	.438	6-19	.316	17-30	.567	14-23-37	37.0	13	17	4	9	79	79.0
Alabama State	11.10.21	72-91	L	26-52	.500	6-19	.316	14-17	.824	6-22-28	32.5	7	24	5	8	72	73.0
at Vanderbilt				29-64	.453	8-28	.286	25-33	.758	17-21-38	37.5	17	15	3	11	91	85.0
Alabama State	11.13.21	60-78	L	24-62	.387	4-19	.211	8-12	.667	9-24-33	32.7	6	16	4	7	60	68.7
at Missouri State				27-63	.429	8-30	.267	16-19	.842	13-31-44	39.7	13	14	7	9	78	82.7
Alabama State	11.16.21	60-68	L	25-57	.439	4-15	.267	6-12	.500	12-32-44	35.5	10	23	7	6	60	66.5
at Iowa State				26-70	.371	1-20	.050	15-19	.789	13-23-36	38.8	13	8	6	12	68	79.0
Alabama State	11.18.21	82-108	L	29-59	.492	11-24	.458	13-19	.684	7-20-27	33.8	17	14	2	8	82	69.6
at Iowa State				38-73	.521	20-44	.455	12-16	.750	18-26-44	39.8	28	10	2	7	108	84.8
North Carolina Central	11.20.21	80-74	W	27-71	.380	4-25	.160	16-25	.640	10-23-33	38.7	11	16	2	7	74	83.0
at Alabama State				27-62	.435	7-20	.350	19-28	.679	14-31-45	35.7	14	19	5	9	80	71.3
Tuskegee	11.22.21	91-65	W	24-57	.421	6-26	.231	11-21	.524	9-21-30	37.4	9	21	3	10	65	80.4
at Alabama State				31-58	.534	7-17	.412	22-38	.579	11-29-40	36.3	19	14	4	12	91	74.1
North Alabama	11.28.21	69-81	L	28-63	.444	14-28	.500	11-14	.786	10-20-30	37.4	16	13	5	2	81	82.7
at Alabama State				25-60	.417	1-8	.125	18-26	.692	15-23-38	36.0	5	18	5	6	69	71.0
Alabama State	12.1.21	54-93	L	19-54	.352	5-17	.294	11-15	.733	10-20-30	35.3	13	17	5	1	54	68.9
at Dayton				30-63	.476	10-21	.476	23-27	.852	15-28-43	38.1	16	8	2	10	93	84.0
Samford	12.8.21	64-74	L	26-68	.382	7-28	.250	15-23	.652	20-34-54	39.9	11	20	4	8	74	82.9
at Alabama State				21-65	.323	4-32	.125	18-25	.720	12-27-39	35.7	8	14	7	10	64	68.3
Alabama State	12.11.21	62-79	L	24-65	.369	4-16	.250	10-17	.588	12-21-33	35.4	9	12	0	9	62	67.7
at Pepperdine				29-55	.527	10-24	.417	11-15	.733	8-33-41	40.0	21	18	8	5	79	82.5
Alabama State	12.22.21	48-68	L	18-49	.367	5-15	.333	7-11	.636	7-21-28	34.7	6	20	3	9	48	65.9
at Texas				24-57	.421	7-24	.292	13-14	.929	13-24-37	39.7	13	12	7	10	68	81.2
Alabama State	12.28.21	53-75	L	18-51	.353	8-27	.296	9-14	.643	9-21-30	34.3	8	23	2	11	53	64.8
at Texas Tech				29-57	.509	9-27	.333	8-12	.667	8-29-37	39.5	19	18	4	15	75	80.7
Alabama State	1.3.22	84-75	W	29-54	.537	7-13	.538	19-28	.679	9-30-39	34.7	17	13	1	7	84	66.3
at Mississippi Valley State				26-58	.448	13-27	.481	10-19	.526	8-21-29	38.7	16	14	4	5	75	80.2
Alabama State	1.5.22	68-70	L	27-55	.491	7-19	.368	7-14	.500	12-21-33	34.6	14	15	2	8	68	66.4
at Mississippi Valley State				22-54	.407	8-22	.364	18-20	.900	13-19-32	38.2	14	10	2	13	70	79.5
Jackson State	1.8.22	72-57	W	17-55	.309	2-21	.095	21-26	.808	15-22-37	38.1	8	15	5	4	57	78.0
at Alabama State				20-45	.444	2-8	.250	30-36	.833	7-23-30	34.3	11	11	3	8	72	66.8
Alcorn State	1.10.22	60-70	L	23-44	.523	9-15	.600	15-18	.833	4-31-35	37.9	15	20	5	8	70	77.5
at Alabama State				19-56	.339	6-16	.375	16-24	.667	12-20-32	34.1	14	13	2	8	60	66.4
Alabama AGM	1.15.22	59-55	W	21-62	.339	3-17	.176	10-13	.769	13-16-29	37.4	12	8	5	5	55	76.2
at Alabama State				20-54	.370	7-19	.368	12-15	.800	18-29-47	34.9	9	18	5	5	59	65.9
Alabama State	1.22.22	67-70	L	24-64	.375	9-23	.391	10-13	.769	7-25-32	34.7	17	11	6	6	67	66.0
at Prairie View AGM				24-57	.421	11-23	.478	11-16	.688	10-32-42	37.7	19	17	5	3	70	75.8
Total				423-1022	.414	106-332	.319	236-337	.700	186-439-625	34.7	199	304	69	131	1188	66.0
Opponenets				474-1098	.432	150-443	.339	267-359	.744	222-456-678	37.7	275	253	80	143	1365	75.8

2021-22 GAME-BY-GAME STATISTICS (EXCLUDES EXHIBITION GAME AGAINST MOBILE)

ALABAMA STATE GAME HIGHS

Points	91	vs. Tuskegee (11/22/2021)
Field Goals Made	31	vs. Tuskegee (11/22/2021)
Field Goal Attempts	65	at Pepperdine (12/11/2021)
		vs. Samford (12/8/2021)
Field Goal Percentage	.537 (29-54)	at Mississippi Valley State (11/3/2022)
3-Point Field Goals Made	11	at Iowa (11/18/2021)
3-Point Field Goals Attempted	32	vs. Samford (12/8/2021)
3-Point Field Goal Percentage	.538 (7-13)	at Mississippi Valley State (11/3/2022)
Free Throws Made	30	vs. Jackson State (1/8/2022)
Free Throw Attempts	38	vs. Tuskegee (11/22/2021)
Free Throw Percentage	.833 (30-36)	vs. Jackson State (1/8/2022)
Rebounds	47	vs. Alabama A&M (1/15/2022)
Assists	19	vs. Tuskegee (11/22/2021)
Steals	12	vs. Tuskegee (11/22/2021)
Blocks	7	vs. Samford (12/8/2021)
		at Iowa State (11/16/2021)
Turnovers	24	at Vanderbilt (11/10/2021)
Fouls	27	at WKU (11/9/2021)

OPPONENT GAME HIGHS

Points	108	Iowa (11/18/2021)
Field Goals Made	38	Iowa (11/18/2021)
Field Goal Attempts	73	Iowa (11/18/2021)
Field Goal Percentage	.527 (29-55)	Pepperdine (12/11/2021)
3-Point Field Goals Made	20	Iowa (11/18/2021)
3-Point Field Goals Attempted	44	Iowa (11/18/2021)
3-Point Field Goal Percentage	.600 (9-15)	Alcorn State (1/10/2022)
Free Throws Made	25	Vanderbilt (11/10/2021)
Free Throw Attempts	33	Vanderbilt (11/10/2021)
Free Throw Percentage	.852 (23-27)	Dayton (12/1/2021)
Rebounds	54	Samford (12/8/2021)
Assists	28	Iowa (11/18/2021)
Steals	15	Texas Tech (12/28/2021)
Blocks	8	Pepperdine (12/11/2021)
Turnovers	21	Tuskegee (11/22/2021)
Fouls	25	Jackson State (1/8/2022)

ALABAMA STATE INDIVIDUAL GAME HIGHS

Points	27	Kenny Strawnbridge at MVSU (1/3/2022)
Field Goals Made	11	Kenny Strawnbridge at MVSU (1/3/2022)
Field Goal Attempts	17	Gerald Liddell vs. North Carolina Central (11/20/2021)
Field Goal Percentage	1.000 (5-5)	Jayme Mitchell at UAPB (1/5/2022)
3-Point Field Goals Made	4	E.J. Clark at UAPB (1/5/2022)
		Kenny Strawnbridge at MVSU (1/3/2022)
		Trace Young at Texas Tech (12/28/2021)
		Juan Reyna vs. North Carolina Central (11/20/2021)
		Christian McCray at Iowa (11/18/2021)
3-Point Field Goals Attempted	11	Juan Reyna vs. Samford (12/8/2021)
3-Point Field Goal Percentage	1.000 (2-2)	E.J. Clark vs. Alabama A&M (1/5/2022)
		Gerald Liddell at WKU (11/9/2021)
Free Throws Made	11	Kenny Strawnbridge vs. Jackson State (1/8/2022)
Free Throw Attempts	12	Jordan O'Neal vs. North Carolina Central (11/20/2021)
Free Throw Percentage	1.000 (11-11)	Kenny Strawnbridge vs. Jackson State (1/8/2022)
	1.000 (8-8)	E.J. Clark vs. Jackson State (1/8/2022)
	1.000 (6-6)	Juan Reyna at WKU (11/9/2021)
	1.000 (4-4)	DJ Jackson at MVSU (1/3/2022)
	1.000 (4-4)	Juan Reyna vs. Samford (12/8/2021)
	1.000 (4-4)	Jayme Mitchell at Vanderbilt (11/10/2021)
	1.000 (3-3)	Juan Reyna vs. North Alabama (11/28/2021)
	1.000 (3-3)	Trace Young at Iowa (11/18/2021)
Rebounds	14	Jordan O'Neal vs. North Carolina Cental (11/20/2021)
Assists	7	E.J. Clark at MVSU (1/2/2022)
Steals	4	Gerald Liddell at Texas Tech (12/28/2021)
		Gerald Liddell vs. North Carolina Central (11/20/2021)
Blocks	4	Jordan O'Neal vs. Alabama A&M (1/15/2022)
		Gerald Liddell vs. Samford (12/8/2021)
		Jordan O'Neal at Dayton (12/1/2021)
		Gerald Liddell vs. North Carolina Central (11/20/2021)
Turnovers	8	Trace Young at Texas (12/22/2021)
Fouls	5	Ten players tied at

OPPONENT INDIVIDUAL GAME HIGHS

Points	31	Isiah Mosley, Missouri State (11/13/2021)
Field Goals Made	12	Isiah Mosley, Missouri State (11/13/2021)
Field Goal Attempts	22	Devin Booker, Tuslkegee (11/22/2021)
		Randy Miller, Jr., North Carolina Central (11/20/2021)
		Isiah Mosley, Missouri State (11/13/2021)
Field Goal Percentage	.714 (5-7)	Jaylen Butz, WKU (11/9/2021)
3-Point Field Goals Made	8	Jeremiah Gambrell, PVAMU (1/22/2022)
3-Point Field Goals Attempted	13	Jeremiah Gambrell, PVAMU (1/22/2022)
3-Point Field Goal Percentage	1.000 (2-2)	Lenell Henry, Alcorn State (1/10/2022)
	1.000 (2-2)	Sardaar Calhoun, Texas Tech (12/28/2021)
	1.000 (2-2)	Joe Toussaint, Iowa (11/18/2021)
	1.000 (2-2)	Sherman Brashear, WKU (11/9/2021)
Free Throws Made	9	Tyrese Hunter, Iowa State (11/16/2021)
Free Throw Attempts	11	Jermaine Marshall, Samford (12/8/2021)
Free Throw Percentage	1.000 (8-8)	Chance Moore, Jackson State (1/8/2022)
	1.000 (8-8)	Malachi Smith, Dayton (12/1/2021)
	1.000 (7-7)	Shawn Williams, UAPB (1/5/2022)
	1.000 (4-4)	Terrance Lewis, Jackson State (1/8/2022)
	1.000 (4-4)	Timmy Allen, Texas (12/22/2021)
	1.000 (3-3)	Isiah Mosley, Missouri State (11/13/2021)
Rebounds	14	Gaige Prim, Missouri State (11/13/2021)
Assists	11	Joe Toussaint, Iowa (11/18/2021)
Steals	5	Malachi Smith, Dayton (12/1/2021)
Blocks	5	Gaige Prim, Missouri State (11/13/2021)
Turnovers	6	Justin Thomas, Alcorn State (1/10/2022)
		Chance Moore, Jackson State (1/8/2022)
Fouls	5	Six players tied

GAME RECAPS

GAME 4
Missouri State 78, Alabama State 60
November 13, 2021

SPRINGFIELD, Mo. | Gerald Liddell (Cibola, Texas) led four players in double figures for Alabama State as the Hornets dropped their third consecutive road game to open the season, falling to Missouri State 78-60 at JQH Arena on Saturday night.

Liddell finished the night 14 points on 6-of-13 shooting from the floor and picked up three steals, while Kenny Strawbridge (Rockford, Ill.) finished with 12 points on 5-of-10 shooting from the floor with a pair of blocked shots. Jordan O'Neal (Mobile, Ala.) chipped in with 11 points and a pair of blocked shots.

Juan Reyna (San Antonio, Texas) scored in double figures for the third consecutive game, adding 10 points with a pair of three-pointers for the Hornets who finished the night shooting 38.7 (24-of-62) percent from the floor. They also shot 21.1 (4-of-19) percent from beyond the arc and 66.7 (8-fo-12) percent from the free throw line.

Meanwhile, Isiah Mosley led Missouri State (1-1) with 31 points on 12-of-22 shooting from the floor, while Gaige Prim finished with a double-double scoring 11 points and grabbing 14 rebounds.

Missouri State shot 42.9 (27-of-63) percent from the floor and 26.7 (8-of-30) percent from beyond the arc, while also shooting 84.2 (16-of-19) percent from the free throw line.

Official Basketball Box Score - Final

Alabama St. at Missouri St.

11/13/21 JQH Arena, Springfield

2021-22 Hornets Seasonal

Game Time: 1:00 PM

Game Duration: 1:00

Attendance: 1,000

Official Game: Wake Activity, Wake State

Record: 0-3

Alabama St. - 60

Record: 0-3

NO. Name	Min	FG	3P	FT	Rebounds	Fouls	TP	AS	TO	ST	Blocks	pts	reb	blk	Shooting By Period											
		M/A	M/A	M/A	off	tot	PF	TS	AS	TO	ST				1 st PGM	2 nd PGM	3 rd PGM	4 th PGM	OT	pts	reb	blk	pts	reb	blk	
0 Trace Young	2:22	0-4	1-2	0-0	3	3	1	1	2	0	0	2	0	15	3PT%: 50.0	0-0	1-2	0-0	0-0	0-0	2	0	0	15	0	0
2 Jordan O'Neal	2:22	5-9	0-0	1-2	1	3	4	1	1	1	1	12	1	1	3PT%: 50.0	0-0	0-0	0-0	0-0	0-0	1	2	1	12	1	1
5 Juan Reyna	3:15	4-9	2-3	0-0	5	5	2	2	10	1	1	1	1	1	3PT%: 66.7	0-0	2-3	0-0	0-0	0-0	3	0	0	10	0	0
20 Kenny Strawbridge	3:15	5-10	0-1	2-3	0	2	2	3	4	12	1	9	0	1	3PT%: 0.0	0-0	0-1	0-0	0-0	0-0	2	1	0	10	0	0
24 Isaiah Range	3:15	2-9	1-4	0-0	0	6	3	3	4	14	1	1	1	1	3PT%: 25.0	0-0	1-4	0-0	0-0	0-0	3	1	0	5	0	0
3 Gerald Liddell	3:15	6-13	0-0	2-3	1	2	3	4	3	14	1	1	3	0	3PT%: 0.0	0-0	0-0	0-0	0-0	0-0	4	1	0	1	0	0
10 Michael Barber	0:35	0-0	0-0	0-0	0	1	1	2	0	1	0	0	0	0	3PT%: 0.0	0-0	0-0	0-0	0-0	0-0	1	0	0	0	0	0
11 Jayme Mitchell	10:37	0-2	0-1	0-0	0	1	1	2	0	0	0	0	0	0	3PT%: 0.0	0-0	0-0	0-0	0-0	0-0	0	0	0	0	0	0
14 Christian McCray	06:32	1-2	0-1	0-0	1	0	1	0	0	2	1	1	0	0	3PT%: 0.0	0-0	0-0	0-0	0-0	0-0	1	0	0	0	0	0
15 Kenyon Stewart	06:03	1-4	1-2	0-0	1	1	0	3	0	0	0	0	1	2	3PT%: 50.0	0-0	1-2	0-0	0-0	0-0	0	0	0	1	0	0
Team					5	2	7	0	0	1	0															
Totals		24-62	4-19	6-12	9	24	34	22	12	45	8	15	2	14	3PT%: 25.0											

Technical Fouls: NONE

Missouri St. - 78

Record: 1-1

NO. Name	Min	FG	3P	FT	Rebounds	Fouls	TP	AS	TO	ST	Blocks	pts	reb	blk	Shooting By Period											
		M/A	M/A	M/A	off	tot	PF	TS	AS	TO	ST				1 st PGM	2 nd PGM	3 rd PGM	4 th PGM	OT	pts	reb	blk	pts	reb	blk	
5 Donovan Clay	7:30	3-10	0-2	0-0	4	4	8	1	0	0	0	3	0	1	3PT%: 50.0	0-0	0-2	0-0	0-0	0-0	1	1	0	1	0	0
14 Gaige Prim	1:34	4-6	0-0	3-5	4	15	14	2	8	11	1	2	5	1	3PT%: 0.0	0-0	0-0	0-0	0-0	0-0	1	1	0	1	0	0
0 Demarcus Sharp	0:35	1-4	0-2	2-2	1	2	0	3	4	8	1	1	1	1	3PT%: 50.0	0-0	0-2	0-0	0-0	0-0	1	1	0	1	0	0
1 Isaiah Mosley	3:15	5-12	4-10	1-1	4	5	2	4	9	8	1	0	1	1	3PT%: 40.0	0-0	4-10	0-0	0-0	0-0	1	0	0	1	0	0
4 Ja'Monte Black	0:05	0-1	0-1	0-0	3	3	3	1	1	2	0	0	0	0	3PT%: 0.0	0-0	0-0	0-0	0-0	0-0	0	0	0	0	0	0
33 Dawson Cager	08:15	1-2	0-0	2-2	1	2	3	2	3	1	0	0	1	0	3PT%: 0.0	0-0	0-0	0-0	0-0	0-0	1	0	0	1	0	0
14 Kenyon Stewart	21:27	0-4	0-3	2-2	1	3	3	1	1	1	0	0	0	0	3PT%: 0.0	0-0	0-3	0-0	0-0	0-0	1	0	0	0	0	0
25 Lylayne Patterson	12:21	1-3	0-2	0-0	0	0	0	2	0	0	0	1	0	1	3PT%: 0.0	0-0	0-0	0-0	0-0	0-0	0	0	0	0	0	0
2 Joseph Henry	12:10	0-0	0-0	2-2	2	2	2	0	2	2	2	0	1	0	3PT%: 0.0	0-0	0-0	0-0	0-0	0-0	2	1	0	0	0	0
Team		27-63	8-30	15-19	13	31	44	12	22	75	13	14	5	7	3PT%: 25.0											
Totals		78-120	15-44	22-30	13	31	44	12	22	75	13	14	5	7	3PT%: 25.0											

Technical Fouls: NONE

ASU

MSU

Points from Turnovers

ASU

MSU

Period by Period Scoring

15 (15)

15 (15)

15 (15)

15 (15)

15 (15)

15 (15)

15 (15)

15 (15)

15 (15)

15 (15)

15 (15)

15 (15)

15 (15)

15 (15)

15 (15)

15 (15)

15 (15)

15 (15)

15 (15)

15 (15)

15 (15)

15 (15)

15 (15)

15 (15)

15 (15)

15 (15)

15 (15)

15 (15)

15 (15)

15 (15)

15 (15)

15 (15)

15 (15)

15 (15)

15 (15)

15 (15)

15 (15)

15 (15)

15 (15)

15 (15)

15 (15)

15 (15)

15 (15)

15 (15)

15 (15)

15 (15)

15 (15)

15 (15)

15 (15)

15 (15)

15 (15)

15 (15)

15 (15)

15 (15)

15 (15)

15 (15)

15 (15)

15 (15)

15 (15)

15 (15)

15 (15)

15 (15)

15 (15)

15 (15)

15 (15)

15 (15)

15 (15)

15 (15)

15 (15)

15 (15)

15 (15)

15 (15)

15 (15)

15 (15)

15 (15)

15 (15)

15 (15)

15 (15)

15 (15)

15 (15)

15 (15)

15 (15)

15 (15)

15 (15)

15 (15)

15 (15)

15 (15)

15 (15)

15 (15)

15 (15)

15 (15)

15 (15)

15 (15)

15 (15)

15 (15)

15 (15)

15 (15)

15 (15)

15 (15)

15 (15)

15 (15)

15 (15)

15 (15)

15 (15)

15 (15)

15 (15)

15 (15)

15 (15)

15 (15)

15 (15)

15 (15)

15 (15)

15 (15)

15 (15)

15 (15)

15 (15)

15 (15)

15 (15)

15 (15)

15 (15)

15 (15)

15 (15)

15 (15)

15 (15)

15 (15)

15 (15)

15 (15)

15 (15)

15 (15)

15 (15)

15 (15)

15 (15)

15 (15)

15 (15)

15 (15)

15 (15)

15 (15)

15 (15)

15 (15)

15 (15)

15 (15)

15 (15)

15 (15)

15 (15)

15 (15)

15 (15)

15 (15)

15 (15)

15 (15)

15 (15)

15 (15)

15 (15)

15 (15)

15 (15)

15 (15)

15 (15)

15 (15)

15 (15)

15 (15)

15 (15)

15 (15)

15 (15)

15 (15)

15 (15)

15 (15)

15 (15)

15 (15)

15 (15)

15 (15)

15 (15)

15 (15)

15 (15)

15 (15)

15 (15)

15 (15)

15 (15)

15 (15)

15 (15)

15 (15)

15 (15)

15 (15)

15 (15)

15 (15)

15 (15)

15 (15)

15 (15)

15 (15)

15 (15)

15 (15)

15 (15)

15 (15)

15 (15)

15 (15)

15 (15)

15 (15)

15 (15)

15 (15)

15 (15)

15 (15)

15 (15)

15 (15)

15 (15)

15 (15)

15 (15)

15 (15)

15 (15)

15 (15)

15 (15)

15 (15)

15 (15)

15 (15)

15 (15)

15 (15)

15 (15)

15 (15)

15 (15)

15 (15)

15 (15)

15 (15)

15 (15)

15 (15)

15 (15)

15 (15)

15 (15)

15 (15)

15 (15)

15 (15)

15 (15)

15 (15)

15 (15)

15 (15)

15 (15)

15 (15)

15 (15)

15 (15)

15 (15)

15 (15)

15 (15)

15 (15)

15 (15)

15 (15)

15 (15)

15 (15)

15 (15)

15 (15)

15 (15)

15 (15)

15 (15)

15 (15)

15 (15)

15 (15)

15 (15)

15 (15)

15 (15)

15 (15)

15 (15)

15 (15)

15 (15)

15 (15)

15 (15)

15 (15)

15 (15)

15 (15)

15 (15)

15 (15)

15 (15)

15 (15)

15 (15)

15 (15)

15 (15)

15 (15)

15 (15)

15 (15)

15 (15)

15 (15)

15 (15)

15 (15)

15 (15)

15 (15)

15 (15)

15 (15)

15 (15)

15 (15)

15 (15)

15 (15)

15 (15)

15 (15)

15 (15)

15 (15)

15 (15)

15 (15)

15 (15)

15 (15)

15 (15)

15 (15)

15 (15)

15 (15)

15 (15)

GAME 5
Iowa State 68, Alabama State 60
November 16, 2021

AMES, Iowa | Despite being down by double figures in the second half, Alabama State fought back to get to within three on the road in a hostile environment before falling to Iowa State 68-60 at the Hilton Coliseum on Tuesday night.

The two teams battled throughout the first half and into the second half before Iowa State (3-0) was able to go on a run to take a 14-point lead with 10:11 to play in the game. Alabama State (0-4) went on a 16-5 run over the next six minutes to pull to within 56-53 on a Trace Young (Owensboro, Ky.) jumper.

The Hornets had a pair of chances to tie the game in the final three minutes but couldn't convert and turned the ball over three times which allowed Iowa State to pull away down the stretch.

Isaiah Range (Cedar Hill, Texas) recorded his first double-double on the night with 15 points and 10 rebounds, while connecting on 7-of-13 from the floor. Jordan O'Neal (Mobile, Ala.) added 12 points and six rebounds, while Young added nine points and six rebounds in the loss.

The Hornets ended the night shooting 43.9 (25-of-57) percent from the floor and 26.7 (4-of-15) percent from beyond the arc. They also converted on 50 (6-of-12) percent from the free throw line, while grabbing 44 rebounds.

Meanwhile, Iowa State shot 37.1 (26-of-70) percent from the floor and were held to just 5.0 (1-of-20) percent shooting from beyond the arc. They also shot 78.9 (15-of-19) percent from the free throw line, while forcing Alabama State into 23 turnovers.

Izaiah Brockington led the Cyclones with a game-high 23 points and grabbed 13 rebounds, while Tyrese Hunter added

Official Basketball Box Score - Final															Game Time: 7:02 PM Game Duration: 1:00 Attendance: 12,100 11-16-21 JQH Arena, Ames, Iowa 2021-22 Cyclones Seasonal											
Alabama State - 60															Record: 0-4											
NO. Name	Min	FG	3P	FT	Rebounds	Fouls	TP	AS	TO	ST	Blocks	pts	reb	blk	Shooting By Period											
		M/A	M/A	M/A	off	tot	PF	TS	AS	TO	ST				1 st PGM	2 nd PGM	3 rd PGM	4 th PGM	OT	pts	reb	blk	pts	reb	blk	
0 Trace Young	2:24	4-12	1-4	0-0	1	5	6	3	2	9	1	1	1	1	3PT%: 25.0	0-0	1-4	0-0	0-0	0-0	1	0	0	1	0	0
2 Jordan O'Neal	2:24	5-9	0-0	2-2	2	4	2	2	12	1	3	0	0	0	3PT%: 0.0	0-0	0-0	0-0	0-0	0-0	1	0	0	1	0	0
5 Juan Reyna	3:17	1-5	0-2	0-0	1	3	4	2	3	2	4	0	0	0	3PT%: 0.0	0-0	0-2	0-0	0-0	0-0	1	0	0	1	0	0
20 Kenny Strawbridge	3:17	3-9	0-0	0-0	1	2	3	1	0	6	3	2	0	2	3PT%: 0.0	0-0	0-0	0-0	0-0	0-0	1	0	0	1	0	0
24 Isaiah Range	3:17	7-13	0-3	1-4	2	8	10	3	3	15	5	1	0	2	3PT%: 0.0	0-0	0-3	0-0	0-0	0-0	1	0	0	1	0	0
3 Gerald Liddell	20:34	5-22	1-11	0-0	0	4	4	5	1	5	1	2	1	1	3PT%: 9.1	0-0	1-11	0-0	0-0	0-0	4	1	0	1	0	0
10 Michael Barber	14:20	2-10	0-0	0-0	0	3	3	0	0	0	0	0	0	0	3PT%: 0.0	0-0	0-0	0-0	0-0	0-0	1	0	0	1	0	0
4 E.J. Clark	16:58	2-4	1-3	2-4	1	1	1	0	2	7	1	2	0	0	3PT%: 50.0	0-0	1-3	0-0	0-0	0-0	1	0	0	1	0	0
11 Jayme Mitchell	05:20	0-1	0-0	0-0	0	0	0	0	0	0	0	0	0	0	3PT%: 0.0	0-0	0-0	0-0	0-0	0-0	0	0	0	0	0	0
15 Kenyon Stewart	05:03	1-4	1-2	1-2	1	1	1	0	1	4	0	0	0	1	3PT%: 50.0	0-0	1-2	0-0	0-0	0-0	1	0	0	1	0	0
Team					5	1	6	0	1	0	1															
Totals		25-57	4-15	6-12	12	32	44	19	14	42	10	23	6	7	3PT%: 26.7											
Technical Fouls: NONE															Record: 3-0											
NO. Name	Min	FG	3P	FT	Rebounds	Fouls	TP	AS	TO	ST	Blocks	pts	reb	blk	Shooting By Period											
		M/A	M/A	M/A	off	tot	PF	TS	AS	TO	ST				1 st PGM	2 nd PGM	3 rd PGM	4 th PGM	OT	pts	reb	blk	pts	reb	blk	
4 George Condit	1:33	1-1	0-0	0-0	0	0	0	0	0	0	0	0	0	0	3PT%: 0.0	0-0	0-0	0-0	0-0	0-0	0	0	0	0	0	0
23 Tristan Enunwa	1:22	1-3	0-0	0-0	2	4	0	0	2	1	1	0	1	0	3PT%: 46.7	0-0	0-0	0-0	0-0	0-0	0	0	0	0	0	0
21 Isaiah Brookings	0:15	0-0	0-0	0-0	0	0	0	0	0	0	0	0	0	0	3PT%: 0.0	0-0	0-0	0-0	0-0	0-0	0	0	0	0	0	0
11 Tyrone Hunter	0:14	0-0	0-0	0-0	0	0	0	0	0	0	0	0	0	0	3PT%: 0.0	0-0	0-0	0-0	0-0	0-0	0	0	0	0	0	0
22 Gabie Katschur	0:14	0-1	0-0	0-0	1	2	2	0	3	2	2	0	1	0	3PT%: 0.0	0-0	0-0	0-0	0-0	0-0	0	0	0	0	0	0
25 Jalen Hill	0:04	0-0	0-0	1-2	1	2	0	0	0	0	0	0	1	0	3PT%: 0.0	0-0	0-0	0-0	0-0	0-0	0	0	0	0	0	0
21 Robert Jones	14:34	4-6	0-0	1-2	0	2	0	0	1	9	0	2	1	1	3PT%: 0.0	0-0	0-0	0-0	0-0	0-0	1	0	0	1	0	0
5 Alex Karp	17:58	1-1	0-0	0-0	2	2	4	1	5	3	0	0	1	0	3PT%: 0.0	0-0	0-0	0-0	0-0	0-0	0	0	0	0	0	0
3 Tre Jackson	11:17	0-3	0-2	0-0	0-0	0	0	0	1	0	1	2	0	0	3PT%: 0.0	0-0	0-2	0-0	0-0	0-0	0	0	0	0	0	0
Team					3	3	0	0	0	1	2															
Totals		20-37	1-20	1-9	12	33	14	19	10	33	12	6	7	4	3PT%: 12.7											
Technical Fouls: NONE															Record: 3-0											
ASU															Record: 3-0											
Biggest Lead	21 (1 st 9:58)														Points From Period Scoring											
Best Scoring Run	17 (1 st 6:49)														Runners											
Lead Changes	6														ASU											
Times Tied	0														ASU											
Time with Lead	00:24														ASU											
	24:54														ASU											
	24:54														ASU											
	24:54														ASU											
	24:54														ASU											
	24:54														ASU											
	24:54														ASU											
	24:54														ASU											
	24:54														ASU											
	24:54														ASU											
	24:54														ASU											
	24:54														ASU											
	24:54														ASU											
	24:54														ASU											
	24:54														ASU											
	24:54														ASU											
	24:54														ASU											
	24:54														ASU											
	24:54														ASU											
	24:54														ASU											
	24:54														ASU											
	24:54														ASU											
	24:54																									

GAME RECAPS

GAME 16
UAPB 70, Alabama State 68
January 5, 2022

PINE BLUFF, Ark. | Alabama State came up short on the road in Southwestern Athletic Conference (SWAC) play, falling to UAPB at the buzzer 70-68 at H.O. Clemmons Arena on Wednesday night.

The Hornets trailed by five with 1:37 to play following a lay-up before E.J. Clark (Dallas, Texas) knocked down a three-pointer with 50 seconds to play pulling Alabama State to within two at 70-68. Following a timeout called by Alabama State (2-12, 1-1 SWAC), Clark forced a turnover and came away with the steal with 29 seconds to play.

Alabama State held the ball for the final shot and got a good look from Isaiah Range (Cedar Hill, Texas) that bounced off the rim before Kenny Strawbridge (Rockford, Ill.) gathered the offensive rebound and went up for a contested lay-up. That rebound found its way to Jordan O'Neal (Mobile, Ala.) who had the put back roll off the rim as time expired.

O'Neal led Alabama State with a double-double, finishing with 12 points and 10 rebounds, while Clark finished with 12 points on four three-pointers. Jayme Mitchell (Jackson, Miss.) came off the bench to add 11 points, while DJ Jackson (San Bernardino, Calif.) added 11 points and a pair of assists.

Alabama State finished the night shooting 49.1 (27-of-55) percent from the floor and 36.8 (7-of-19) percent from beyond the arc. They also shot 50.0 (7-of-14) percent from the free throw line, while grabbing 33 rebounds and forcing 10 turnovers.

Shawn Williams led four players in double figures for UAPB (3-12, 1-1 SWAC) with 22 points.

Official Basketball Box Score - Final															Game Time: 17:30 PM	
Alabama St. at Ark-Pine Bluff															Game Date: 01/05/2022	
Record: 3-12 (1-1)															Game Location: Pine Bluff, LaRue, Nathan Davis	
Record: 3-12 (1-1)															Game Time: 7:00 PM	
Attendance: 450															Officials: Chris Smith, Lorne Smith, Nathan Davis	
Record: 3-12 (1-1)															Game Time: 7:00 PM	
Attendance: 450															Officials: Chris Smith, Lorne Smith, Nathan Davis	
Record: 3-12 (1-1)															Game Time: 7:00 PM	
Attendance: 450															Officials: Chris Smith, Lorne Smith, Nathan Davis	
Record: 3-12 (1-1)															Game Time: 7:00 PM	
Attendance: 450															Officials: Chris Smith, Lorne Smith, Nathan Davis	
Record: 3-12 (1-1)															Game Time: 7:00 PM	
Attendance: 450															Officials: Chris Smith, Lorne Smith, Nathan Davis	
Record: 3-12 (1-1)															Game Time: 7:00 PM	
Attendance: 450															Officials: Chris Smith, Lorne Smith, Nathan Davis	
Record: 3-12 (1-1)															Game Time: 7:00 PM	
Attendance: 450															Officials: Chris Smith, Lorne Smith, Nathan Davis	
Record: 3-12 (1-1)															Game Time: 7:00 PM	
Attendance: 450															Officials: Chris Smith, Lorne Smith, Nathan Davis	
Record: 3-12 (1-1)															Game Time: 7:00 PM	
Attendance: 450															Officials: Chris Smith, Lorne Smith, Nathan Davis	
Record: 3-12 (1-1)															Game Time: 7:00 PM	
Attendance: 450															Officials: Chris Smith, Lorne Smith, Nathan Davis	
Record: 3-12 (1-1)															Game Time: 7:00 PM	
Attendance: 450															Officials: Chris Smith, Lorne Smith, Nathan Davis	
Record: 3-12 (1-1)															Game Time: 7:00 PM	
Attendance: 450															Officials: Chris Smith, Lorne Smith, Nathan Davis	
Record: 3-12 (1-1)															Game Time: 7:00 PM	
Attendance: 450															Officials: Chris Smith, Lorne Smith, Nathan Davis	
Record: 3-12 (1-1)															Game Time: 7:00 PM	
Attendance: 450															Officials: Chris Smith, Lorne Smith, Nathan Davis	
Record: 3-12 (1-1)															Game Time: 7:00 PM	
Attendance: 450															Officials: Chris Smith, Lorne Smith, Nathan Davis	
Record: 3-12 (1-1)															Game Time: 7:00 PM	
Attendance: 450															Officials: Chris Smith, Lorne Smith, Nathan Davis	
Record: 3-12 (1-1)															Game Time: 7:00 PM	
Attendance: 450															Officials: Chris Smith, Lorne Smith, Nathan Davis	
Record: 3-12 (1-1)															Game Time: 7:00 PM	
Attendance: 450															Officials: Chris Smith, Lorne Smith, Nathan Davis	
Record: 3-12 (1-1)															Game Time: 7:00 PM	
Attendance: 450															Officials: Chris Smith, Lorne Smith, Nathan Davis	
Record: 3-12 (1-1)															Game Time: 7:00 PM	
Attendance: 450															Officials: Chris Smith, Lorne Smith, Nathan Davis	
Record: 3-12 (1-1)															Game Time: 7:00 PM	
Attendance: 450															Officials: Chris Smith, Lorne Smith, Nathan Davis	
Record: 3-12 (1-1)															Game Time: 7:00 PM	
Attendance: 450															Officials: Chris Smith, Lorne Smith, Nathan Davis	
Record: 3-12 (1-1)															Game Time: 7:00 PM	
Attendance: 450															Officials: Chris Smith, Lorne Smith, Nathan Davis	
Record: 3-12 (1-1)															Game Time: 7:00 PM	
Attendance: 450															Officials: Chris Smith, Lorne Smith, Nathan Davis	
Record: 3-12 (1-1)															Game Time: 7:00 PM	
Attendance: 450															Officials: Chris Smith, Lorne Smith, Nathan Davis	
Record: 3-12 (1-1)															Game Time: 7:00 PM	
Attendance: 450															Officials: Chris Smith, Lorne Smith, Nathan Davis	
Record: 3-12 (1-1)															Game Time: 7:00 PM	
Attendance: 450															Officials: Chris Smith, Lorne Smith, Nathan Davis	
Record: 3-12 (1-1)															Game Time: 7:00 PM	
Attendance: 450															Officials: Chris Smith, Lorne Smith, Nathan Davis	
Record: 3-12 (1-1)															Game Time: 7:00 PM	
Attendance: 450															Officials: Chris Smith, Lorne Smith, Nathan Davis	
Record: 3-12 (1-1)															Game Time: 7:00 PM	
Attendance: 450															Officials: Chris Smith, Lorne Smith, Nathan Davis	
Record: 3-12 (1-1)															Game Time: 7:00 PM	
Attendance: 450															Officials: Chris Smith, Lorne Smith, Nathan Davis	
Record: 3-12 (1-1)															Game Time: 7:00 PM	
Attendance: 450															Officials: Chris Smith, Lorne Smith, Nathan Davis	
Record: 3-12 (1-1)															Game Time: 7:00 PM	
Attendance: 450															Officials: Chris Smith, Lorne Smith, Nathan Davis	
Record: 3-12 (1-1)															Game Time: 7:00 PM	
Attendance: 450															Officials: Chris Smith, Lorne Smith, Nathan Davis	
Record: 3-12 (1-1)															Game Time: 7:00 PM	
Attendance: 450															Officials: Chris Smith, Lorne Smith, Nathan Davis	
Record: 3-12 (1-1)															Game Time: 7:00 PM	
Attendance: 450															Officials: Chris Smith, Lorne Smith, Nathan Davis	
Record: 3-12 (1-1)															Game Time: 7:00 PM	
Attendance: 450															Officials: Chris Smith, Lorne Smith, Nathan Davis	
Record: 3-12 (1-1)															Game Time: 7:00 PM	
Attendance: 450															Officials: Chris Smith, Lorne Smith, Nathan Davis	
Record: 3-12 (1-1)															Game Time: 7:00 PM	
Attendance: 450															Officials: Chris Smith, Lorne Smith, Nathan Davis	
Record: 3-12 (1-1)															Game Time: 7:00 PM	
Attendance: 450															Officials: Chris Smith, Lorne Smith, Nathan Davis	
Record: 3-12 (1-1)															Game Time: 7:00 PM	
Attendance: 450															Officials: Chris Smith, Lorne Smith, Nathan Davis	
Record: 3-12 (1-1)															Game Time: 7:00 PM	
Attendance: 450															Officials: Chris Smith, Lorne Smith, Nathan Davis	
Record: 3-12 (1-1)															Game Time: 7:00 PM	
Attendance: 450															Officials: Chris Smith, Lorne Smith, Nathan Davis	
Record: 3-12 (1-1)															Game Time: 7:00 PM	
Attendance: 450															Officials: Chris Smith, Lorne Smith, Nathan Davis	
Record: 3-12 (1-1)															Game Time: 7:00 PM	
Attendance: 450															Officials: Chris Smith, Lorne Smith, Nathan Davis	
Record: 3-12 (1-1)															Game Time: 7:00 PM	
Attendance: 450															Officials: Chris Smith, Lorne Smith, Nathan Davis	
Record: 3-12 (1-1)															Game Time: 7:00 PM	
Attendance: 450															Officials: Chris Smith, Lorne Smith, Nathan Davis	
Record: 3-12 (1-1)															Game Time: 7:00 PM	
Attendance: 450															Officials: Chris Smith, Lorne Smith, Nathan Davis	
Record: 3-12 (1-1)															Game Time: 7:00 PM	
Attendance: 450															Officials: Chris Smith, Lorne Smith, Nathan Davis	
Record: 3-12 (1-1)															Game Time: 7:00 PM	
Attendance: 450															Officials: Chris Smith, Lorne Smith, Nathan Davis	
Record: 3-12 (1-1)															Game Time: 7:00 PM	
Attendance: 450															Officials: Chris Smith, Lorne Smith, Nathan Davis	
Record: 3-12 (1-1)															Game Time: 7:00 PM	
Attendance: 450															Officials: Chris Smith, Lorne Smith, Nathan Davis	
Record: 3-12 (1-1)															Game Time: 7:00 PM	
Attendance: 450															Officials: Chris Smith, Lorne Smith, Nathan Davis	
Record: 3-12 (1-1)															Game Time: 7:00 PM	
Attendance: 450															Officials: Chris Smith, Lorne Smith, Nathan Davis	
Record: 3-12 (1-1)															Game Time: 7:00 PM	
Attendance: 450															Officials: Chris Smith, Lorne Smith, Nathan Davis	
Record: 3-12 (1-1)															Game Time: 7:00 PM	
Attendance: 450															Officials: Chris Smith, Lorne Smith, Nathan Davis	
Record: 3-12 (1-1)															Game Time: 7:00 PM	
Attendance: 450															Officials: Chris Smith, Lorne Smith, Nathan Davis	
Record: 3-12 (1-1)															Game Time: 7:00 PM	
Attendance: 450															Officials: Chris Smith, Lorne Smith, Nathan Davis	
Record: 3-12 (1-1)															Game Time: 7:00 PM	
Attendance: 450															Officials: Chris Smith, Lorne Smith, Nathan Davis	
Record: 3-12 (1-1)															Game Time: 7:00 PM	
Attendance: 450															Officials: Chris Smith, Lorne Smith, Nathan Davis	
Record: 3-12 (1-1)															Game Time: 7:00 PM	
Attendance: 450															Officials: Chris Smith, Lorne Smith, Nathan Davis	
Record: 3-12 (1-1)															Game Time: 7:00 PM	
Attendance: 450															Officials: Chris Smith, Lorne Smith, Nathan Davis	
Record: 3-12 (1-1)															Game Time: 7:00 PM	
Attendance: 450															Officials: Chris Smith, Lorne Smith, Nathan Davis	
Record: 3-12 (1-1)															Game Time: 7:00 PM	
Attendance: 450															Officials: Chris Smith, Lorne Smith, Nathan Davis	

GAME RECAPS

GAME 19
Alabama State 59, Alabama A&M 55
January 15, 2022

MONTGOMERY, Ala. | Alabama State got back in the win column on Saturday afternoon with a 59-55 win over rival Alabama A&M inside the Dunn-Oliver Acadome in a South-western Athletic Conference (SWAC) game.

In a sluggish game offensively, Alabama State (5-13, 3-2 SWAC) held the Bulldogs to just 22 points in the first half on just 30 percent shooting from the floor and not allowing them to make a long range. The Hornets shot nearly 43 percent, knocking down four threes, and going a perfect 2-2 from the free throw line in the first half. They were able to gain their largest lead of the game of nine points in the half with a 6-0 run with just over three minutes remaining in the first.

The Hornets were outscored in the second half 33-29, however maintained the lead for all but 30 seconds in the entire game. Point guard E.J. Clark (Dallas, Texas) scored a game-high 10 points in the second half, including hitting clutch free throws, going 7-of-9 from the charity stripe for the game.

Trace Young (Owensboro, Ky.) finished the day with a team-high 15 points along with a pair of rebounds, while Clark added 13 points, five rebounds and four assists. Isaiah Range (Cedar Hill, Texas) was the final double-digit scorer, finishing with 11 points and four boards in the win.

Alabama State finished the game shooting 37 (20-of-54) percent from the floor, 36.8 (7-of-19) percent from three and 80 (12-of-15) percent from the free throw line. Their opposition shot just 33.9 (21-of-62) percent from the field and 17.6 (3-of-17) percent from three.

The Bulldogs were led by Jalen Johnson with 16 points, while Anjay Cortez added 13 and Dailin Smith scored 11 points.

Official Basketball Box Score - Final
Alabama A&M at Alabama St.
01/15/22 Sports Illustrated

Game Time: 1:00 PM
Game Duration: 1:17
Attendance: 1,083

Officials:

Alabama A&M - 55

Record: 4-11 (3-2)

NO.	Name	Min	FG	3P	FT	Rebounds	Fouls	TP	AS	TO	ST	BK	BLK	PTS
			Min	FG	3P	FT	Reb	FOU	TS	TO	ST	BK	BLK	PTS
5	Jalen Johnson	31:08	6-11	0-0	4-5	1-4	5-2	4-16	0-1	1-2	0-1	0-1	1-2	14
2	E.J. Clark	31:08	6-11	0-0	4-5	1-4	5-2	4-16	0-1	1-2	0-1	0-1	1-2	14
3	Cameron Tucker	31:15	5-15	0-2	2-2	0-4	1-2	4-14	2-4	1-1	0-0	0-1	0-1	7
10	Garrett Hicks	31:08	6-11	0-0	4-5	1-4	5-2	4-16	0-1	1-2	0-1	0-1	1-2	14
15	Dailin Smith	31:18	5-12	0-1	0-1	0-3	3-4	1-2	1-1	2-1	0-2	1-4	1-1	10
23	Anjay Cortez	31:08	6-11	0-0	4-5	1-4	5-2	4-16	0-1	1-2	0-1	0-1	1-2	14
24	Erik Lee	04:40	0-0	0-0	0-0	0-0	0-0	0-0	0-0	0-0	0-0	0-0	0-0	0
12	Brandon Powell	04:31	0-0	0-0	0-0	1-0	1-0	0-0	0-0	0-0	0-0	0-0	0-0	0
11	Abdo Laval	01:38	0-1	0-0	0-0	0-0	0-0	0-0	0-0	0-0	0-0	0-0	0-0	0
4	Jalen Smith	02:16	0-0	0-0	0-0	0-0	0-0	0-0	0-0	0-0	0-0	0-0	0-0	0
Team														
Total		21:02	3-17	10-13	15-16	25-32	12-13	55	12	5	1	0	5	4

Shooting By Period				
1st	2nd	3rd	4th	Total
3PT% 0-0	30.0%			
FT% 0-0	0.0%			
FG% 10-19	52.6%			
3PT% 10-13	76.9%			
FT% 8-10	80.0%			
GMFG% 25-32	78.1%			
3PT% 3-17	17.6%			
FT% 10-13	76.9%			
Dead Ball Fouls: 0-1				

Alabama St. - 59

Record: 5-13 (3-2)

NO.	Name	Min	FG	3P	FT	Rebounds	Fouls	TP	AS	TO	ST	BK	BLK	PTS
			Min	FG	3P	FT	Reb	FOU	TS	TO	ST	BK	BLK	PTS
3	Garrett Hicks	28:41	4-13	1-1	0-0	1-6	7-3	1-9	1-2	0-1	0-1	0-1	1-2	9
1	D.J. Jackson	18:46	1-2	0-0	2-2	3-2	5-1	1-4	1-1	0-1	0-1	0-1	0-1	4
4	E.J. Clark	24:37	2-4	2-2	7-9	1-4	5-3	1-3	4-0	3-0	0-0	0-0	0-0	10
20	Kenny Strawbridge	31:08	6-11	0-0	4-5	1-4	5-2	4-16	0-1	1-2	0-1	0-1	1-2	14
30	Isaiah Range	31:08	6-11	0-0	4-5	1-4	5-2	4-16	0-1	1-2	0-1	0-1	1-2	14
0	Trace Young	16:01	6-10	1-6	2-2	1-1	2-1	1-15	1-2	0-0	0-1	0-1	1-3	13
2	Jordan Chisall	27:17	1-4	0-0	1-2	2-5	7-1	1-3	0-1	2-4	1-3	0-1	2-4	3
5	Juan Reyna	12:42	0-2	0-1	0-0	0-1	1-1	1-1	0-0	0-0	0-0	0-0	0-2	0
11	Jaymie Mitchell	08:14	0-1	0-0	0-0	1-1	2-0	0-1	0-0	0-0	0-0	0-0	0-1	0
23	Antwon McClelland	04:00	0-0	0-0	0-0	0-1	1-1	1-1	0-0	0-0	0-0	0-0	0-2	0
10	Michael Barber	01:10	0-0	0-0	0-0	0-1	1-0	0-0	0-0	0-0	0-0	0-0	0-0	0
Team														
Total		20:54	7-19	12-15	18-29	47	13	12	59	3	18	5	5	4

Technical Fouls: NONE

	AMM	ASU												
Record	5-13	3-2	58	57	11	4	14	23	30	59	13	5	5	4
Best Scoring Player	Garrett Hicks	28:41	11	4	14	23	30	59	13	5	5	4		
Best Shooting %	Garrett Hicks	28:41	11	4	14	23	30	59	13	5	5	4		
Best Rebounding	Garrett Hicks	28:41	11	4	14	23	30	59	13	5	5	4		
Best Steals	Garrett Hicks	28:41	11	4	14	23	30	59	13	5	5	4		
Best Blocks	Garrett Hicks	28:41	11	4	14	23	30	59	13	5	5	4		
Time with Lead	00:29	38:12												

NATIONAL RANKINGS

Associated Press

Team	Record	Pts
1 Gonzaga (25)	14-2	1,486
2 Auburn (36)	16-1	1,482
3 Arizona	14-1	1,320
4 Purdue	14-2	1,255
5 Baylor	15-2	1,238
6 Duke	14-2	1,205
7 Kansas	14-2	1,192
8 Wisconsin	14-2	1,056
9 UCLA	11-2	1,041
10 Houston	15-2	1,036
11 Villanova	13-4	908
12 Kentucky	14-3	804
13 LSU	15-2	738
14 Michigan State	14-3	681
15 Iowa State	14-3	665
16 USC	14-2	618
17 Illinois	13-3	521
18 Texas Tech	13-4	509
19 Ohio State	11-4	465
20 Xavier	13-3	427
21 Providence	14-2	350
22 Loyola Chicago	13-2	193
23 Texas	13-4	185
24 Tennessee	11-5	98
25 Connecticut	11-4	73

RECEIVING VOTES: Iowa 56, BYU 50, Davidson 34, Alabama 26, San Diego State 25, Miami (FL) 21, Oregon 15, West Virginia 14, Colorado State 13, Texas A&M 10, Oklahoma 7, TCU 4, Indiana 2, North Carolina 2.

Ferris Mowers Coaches Poll

Team	Record	Pts
1 Gonzaga	14-2	787
2 Auburn	16-1	759
3 Arizona	14-1	687
4 Purdue	14-2	647
5 Duke	14-2	643
6 Baylor	15-2	642
7 Kansas	14-2	611
8 Wisconsin	14-2	546
9 UCLA	11-2	530
10 Houston	15-2	491
11 Villanova	13-4	479
12 Kentucky	14-3	419
13 Michigan St	14-3	366
14 Iowa State	14-3	326
15 Southern California	14-2	322
16 Louisiana State	15-2	300
17 Illinois	13-3	297
18 Ohio St.	11-4	263
19 Texas Tech	13-4	261
20 Xavier	13-3	252
21 Providence	14-2	227
22 Texas	13-4	103
23 Colorado St.	13-1	75
24 Loyola-Chicago	13-2	60
25 Tennessee	11-5	52
Connecticut	11-4	52

RECEIVING VOTES: Miami-Florida 40; Seton Hall 37; Brigham Young 23; Alabama 21; Davidson 14; Texas A&M 11; San Diego St. 10; Iowa 10; North Carolina 6; Indiana 6; Southern Methodist 5; Oregon 5; West Virginia 4; Texas Christian 4; San Francisco 2; Oklahoma 1; Oakland 1; Murray St. 1; Grand Canyon 1; Boise St. 1.

College Insiders Mid-Major Poll

Team	Record	Pts
1 Gonzaga (31)	14-2	775
2 Loyola Chicago	13-2	740
3 BYU	15-4	703
4 Jona	14-3	629
5 Murray State	14-2	621
6 Ohio	13-2	583
7 San Francisco	15-3	574
8 Saint Mary's	13-4	543
9 New Mexico State	15-2	520
10 South Dakota State	15-4	472
11 Belmont	13-4	442
12 Oakland	13-4	434
13 Chattanooga	14-4	404
14 Grand Canyon	14-2	386
15 Toledo	13-4	348
16 Drake	12-5	303
17 James Madison	11-3	209
18 Vermont	11-4	206
19 Missouri State	13-6	161
20 Wagner	9-2	147
21 Monmouth	10-5	109
22 Cleveland State	11-4	106
23 Santa Clara	10-5	105
24 Princeton	13-3	74
25 Liberty	12-6	68

RECEIVING VOTES: Furman 58, Southern Utah 46, Towson 36, Jacksonville 30, Texas A&M Corpus Christi 27, Buffalo 24, Navy 22, Weber State 21, Akron 20, Morehead State 17, Norfolk State 16, Utah Valley 16, Seattle 15, Montana State 12, Wofford 12, Oral Roberts 11, Northern Iowa 10, UNC Asheville 7, UC Irvine 4, Jacksonville State 3, Winthrop 3, Fullerton 2, Troy 2.

THE WEEK AHEAD

Monday	Tuesday	Wednesday	Thursday	Friday	Saturday	Sunday
vs. TX Southern 7:30 pm	TRAVEL DAY	Practice 4 pm - 6 pm	Practice 1 pm - 3 pm	TRAVEL DAY	vs. B-CU (Mobile, Ala.) 7 pm	Practice TBA
POST GAME	NO INTERVIEWS	by request only	by request only	by request only	POST GAME	by request only
24	25	26	27	28	29	30

POSTGAME INTERVIEWS

Head coach Mo Williams and selected student-athletes will be available to the media via Zoom following all home games, and selected road games upon request. Any requests for additional coaches or student-athletes not selected may be made to Travis Jarome (tjarome@alasu.edu) any point during or immediately after the game.

GAME NOTES

Game notes for all games are available on the men's basketball page on the official athletics website at BamaStatesports.com.


CREDENTIALS

Credentials for covering Alabama State's 2021-22 men's basketball can be obtained by following the credential requests guidelines on BamaStateSports.com. If you have any questions, you can email Director of Athletic Strategic Communications, Travis Jarome at tjarome@alasu.edu.

DISTRIBUTION LIST

To be added to the Alabama State Athletics media distribution list, email your media outlet and email addresses to Director of Athletic Strategic Communications, Travis Jarome at tjarome@alasu.edu. All outlets on the distribution list will receive PDFs of the box score and play by play, as well as notes and quotes following each game.

RADIO / TELEVISION ROSTER



0 • TRACE YOUNG
F • 6-8 • 83 • Jr. - JC
Owensboro, Kentucky



1 • DJ JACKSON
G • 6-1 • 165 • Fr. - 1L
San Bernardino, California



2 • JORDAN O'NEAL
F • 6-7 • 197 • So. - 1L
Mobile, Alabama



3 • GERALD LIDDELL
F • 6-8 • 203 • Jr. - TR
Cibolo, Texas



4 • E.J. CLARK
G • 5-11 • 165 • Jr. - 1L
Dallas, Texas



5 • JUAN REYNA
G • 6-2 • 182 • Fr. - HS
San Antonio, Texas



10 • MICHAEL BARBER
F • 6-8 • 212 • So. - JC
Jackson, Mississippi




11 • JAYME MITCHELL
G • 6-5 • 187 • Fr. - HS
Jackson, Mississippi



12 • MALIK SMILEY
G • 6-4 • 165 • R-Fr. - 1L
Birmingham, Alabama



13 • KAREEM CLARK
G • 6-3 • 191 • Jr. - JC
Sacramento, California



15 • KEVON STEWART
G • 6-3 • 183 • Sr. - 2L
Memphis, Tennessee




20 • KENNY STRAWBRIDGE
G • 6-6 • 202 • R-So. - 1L
Rockford, Illinois



21 • CHRISTIAN MCCRAY
G • 6-6 • 171 • Jr. - TR
Las Vegas, Nevada



22 • DARRELL REED
F • 6-8 • 211 • Fr. - HS
Hammond, Indiana



23 • ASHTON MCCLELLAND
G • 6-0 • 153 • R-So. - TR
Houston, Texas



40 • ISAAH RANGE
G • 6-3 • 215 • So. - TR
Cedar Hill, Texas



MO WILLIAMS
Head Coach
Second Season



TREY JOHNSON
Associate Head Coach
Second Season



TYRONE LEVETT
Assistant Coach
Fourth Season



KEITH WILLIAMS
Assistant Coach
Second Season