ALABAMA STATE BASKETBALL

2001, 2004, 2009, 2011 SWAC CHAMPIONS | 7 NCAA POSTSEASONS

GAME 18

NR/NR **ALABAMA STATE** (4-13, 3-2 SWAC) vs. NR/NR **PRAIRIE VIEW A&M** (2-12, 2-4 SWAC)

January 22, 2022 /// **5:30 pm** /// **Watch:** PV Sports Network

Prairie View, Texas /// William J. "Billy" Nicks Baby Dome (6,500) /// **Social Media:** @BamaStateMBB | @BamaStateSports /// #SWARMAS1

MEDIA INFORMATION

TV: PV Sports Network
MBB Social Media: @BamaStateMBB | #STATEofMind
Athletics Social Media: @BamaStateSports | #STATEofMind
All-Time Series: Alabama State leads 49-30
Montgomery: Alabama State leads 20-11
Prairie View: Alabama State leads 28-18
Neutral Site: Series tied 1-1
Mo Williams' era: 0-2
Last meeting: PVAMU def. Alabama St., 70-67 (3/1/21)

2021-22 SCHEDULE & RESULTS

DATE	ASU	OPP	OPPONENT	TV	TIME
N4	-	-	MOBILE^		W, 72-47
N9	-	-	at WKU	ESPN3	L, 74-79
N10	-	-	at Vanderbilt	SECN+	L, 72-91
N13	-	-	at Missouri State	ESPN3	L, 60-78
N16	-	-	at Iowa State	ESPN3	L, 60-68
N18	-	RV/RV	at Iowa	B1ON	L, 82-108
N20	-	-	NC CENTRAL		W, 80-74
N22	-	-	TUSKEGEE^		W, 91-65
N28	-	-	NORTH ALABAMA		L, 69-81
D1	-	-	at Dayton	ESPN+	L, 54-93
D8	-	-	SAMFORD		L, 64-74
D11	-	-	at Pepperdine	WCC	L, 62-79
D15	-	4/3	at UCLA	Pac12	ppd-COVID
D21	-	-	at Memphis	ESPN+	ppd-COVID
D22	-	17/16	at Texas	ESPN+	L, 48-68
D28	-	25/25	at Texas Tech	ESPN+	L, 53-75
J3	-	-	at MVSU*		W, 84-75
J5	-	-	at UAPB*		L, 68-70
J8	-	-	JACKSON STATE*		W, 72-57
J10	-	-	ALCORN STATE*		L, 60-70
J15	-	-	ALABAMA A&M*		W, 59-55
J22	-	-	at PVAMU*		5:30 pm
J24	-	-	at Texas Southern*		7:30 pm
J29	-	-	vs. Bethune-Cookman*		7 pm
J31	-	-	FLORIDA A&M*		8 pm
F5	-	-	at Grambling State*		2:30 pm
F7	-	-	at Southern*		7:30 pm
F12	-	-	UAPB*		4:30 pm
F14	-	-	MVSU*		8 pm
F19	-	-	at Florida A&M*		4 pm (ET)
F21	-	-	at Bethune-Cookman*	ESPNU	8 pm
F26	-	-	at Alabama A&M*		TBA
M3	-	-	SOUTHERN*		8 pm
M5	-	-	GRAMBLING STATE*		4:30 pm

* - SWAC Game
^ - Exhibition Game

STORY LINES

- Alabama State enters the week just one game back of the Southwestern Athletic Conference (SWAC) lead behind Southern and Alcorn State. They have dropped two conference games by a combined 12 points (UAPB and Alcorn State).
- Alabama State has two players averaging double figures this season (**Gerald Liddell** and **Trace Young**).
- The Hornets are looking to end a three-game losing streak to Prairie View A&M when they hit the floor on Saturday, with their last win coming in Montgomery on February 1, 2020 (52-49). They are also looking to end a five-game losing streak in Prairie View with their last win coming back on February 27, 2016.
- **Kenny Strawbridge** (Rockford, Ill.) was named the SWAC Player of the Week after his 27-point performance against Mississippi Valley State on Monday night. The award is the third for Alabama State as junior forward **Gerald Liddell** (Cibolo, Texas), who missed the game at Mississippi Valley State, was named the SWAC Impact Player of the Week after scoring 16 points on the road against then-No. 16/17 Texas. Strawbridge (Rockford, Ill.) also won the award the week of December 15.
- Alabama State freshman **Juan Reyna** connected on his first 17 free throws to start the season and his collegiate career before missing his first two attempts in conference play.
- The Hornets were picked to finish eighth in the preseason poll on a vote from the league's head coaches and sports information directors with 125 total votes. They were just behind Alcorn State (128) in seventh and Florida A&M (138) in sixth. The top five included Texas Southern (237), Prairie View A&M (204), Jackson State (202), Grambling State (168), and Southern (167).
- Alabama State ended a 15-game road losing streak, and a six-game losing streak, with their win over Mississippi Valley State on Monday night. The Hornets used four players in double figures with career-highs from **Kenny Strawbridge** and **E.J. Clark**, who combined for 41 points in the win.

PROJECTED STARTERS

#	NAME	POS	HT	WT	YR-EXP	HOMETOWN	PPG	RPG	APG
1	DJ Jackson	G	6-2	165	Fr.-1L	San Bernardino, Calif.	5.2	2.5	2.2
3	Gerald Liddell	F	6-8	203	Jr.-TR	Cibolo, Texas	11.3	4.9	1.7
4	E.J. Clark	G	5-11	165	Jr.-1L	Dallas, Texas	5.8	1.0	1.7
20	Kenny Strawbridge	G	6-6	202	R-So.-1L	Rockford, Ill.	9.4	4.6	1.7
24	Isaiah Range	G	6-3	215	So.-TR	Cedar Hill, Texas	8.6	4.6	1.4

OFF THE BENCH

#	NAME	POS	HT	WT	YR-EXP	HOMETOWN	PPG	RPG	APG
0	Trace Young	F	6-8	183	Jr.-TR	Owensboro, Ky.	10.2	3.9	1.1
2	Jordan O'Neal	F	6-7	197	So.-1L	Mobile, Ala.	8.1	5.3	0.7
5	Juan Reyna	G	6-2	182	Fr.-HS	San Antonio, Texas	7.0	1.7	0.9
10	Michael Barber	F	6-8	212	So.-TR	Jackson, Miss.	2.1	3.2	0.3
11	Jayme Mitchell	G	6-5	187	Fr.-HS	Jackson. Miss.	3.4	1.6	0.4
12	Malik Smiley	G	6-4	180	R-Fr.-RS	Birmingham, Ala.	---	---	---
13	Kareem Clark	G	6-3	185	Jr.-TR	Sacramento, Calif.	0.0	0.0	0.0
14	Christian McCray	G	6-6	171	Jr.-TR	Las Vegas, Nev.	6.8	1.9	0.1
15	Kevion Stewart	G	6-3	183	R-Sr.-2L	Memphis, Tenn.	3.0	0.8	0.3
22	Darrell Reed	F	6-8	211	Fr.-HS	Hammond, Ind.	---	---	---
23	Ashton McClelland	G	6-0	153	R-So.-TR	Houston, Texas	1.8	0.9	0.6

ALABAMA STATE ATHLETIC STRATEGIC COMMUNICATIONS

Director (Contact): Travis Jarome
Phone (office): (334) 229.2601
Phone (cell): (334) 294.1475
Email: tjarome@alasu.edu
Personal Twitter: @Travis_Jarome
Athletics Twitter: @BamaStateSports

Assistant Director: Jordan Benson
Phone (office): (334) 229.2635
Phone (cell): (356) 698-3311
Email: jbenson@alasu.edu

PRONUNCIATIONS

Gerald **Lidell**	Gerald **LUH-Dell**
Malik Smiley	**MUH-leak** Smiley
Kareem Clark	**KUH-rheem** Clark
Kevion Stewart	**KEE-vee-yon** Stewart

PARTICIPATION (INCLUDES EXHIBITIONS)

PLAYER	GP	GS
Michael Barber	17	1
E.J. Clark	17	7
Kareem Clark	2	0
DJ Jackson	14	9
Gerald Liddell	17	13
Ashton McClelland	9	0
Christian McCray	9	0
Jayme Mitchell	16	2
Jordan O'Neal	18	13
Isaiah Range	18	11
Darrell Reed	-	-
Juan Reyna	17	10
Malik Smiley	-	-
Kevion Stewart	9	0
Kenny Strawbridge	19	19
Trace Young	10	8

ALABAMA STATE IN THE POLLS

WEEK	W/L	AP	COACHES
Preseason	0-0	NR	NR
Week 1	0-3	NR	NR
Week 2	1-6	NR	NR
Week 3	1-7	NR	NR
Week 4	1-9	NR	NR
Week 5	1-10	NR	NR
Week 6	2-12	NR	NR
Week 7	4-13	NR	NR

QUICK HITS ...

- Alabama State head coach **Mo Williams** played his collegiate basketball at the University of Alabama. He was named The Sporting News Freshman of the Year, and led the Crimson Tide to their only number one ranking in school history.
- Assistant coach **Trey Johnson** played at a pair of Southwestern Athletic Conference (SWAC) schools during his playing career, finishing 10th in the nation in scoring during his junior season at 23.5 points per game and was named First Team All-SWAC. After declaring for the 2006 NBA Draft, Johnson returned to school and was named the Preseason SWAC Player of the Year and Preseason All-American. During his senior season, he set a single season record for points in a single game, points per game average (27.1), free throws made, and free throws attempted. He finished his career as a member of the 1,000-point club with 1,698 career points - placing in the top 10 in school history in just 2 seasons at JSU. Johnson also led Jackson State to 21 wins and the SWAC Tournament, earning Tournament MVP honors and was named the SWAC Player of the Year.
- Both Williams and Johnson played with two of the greats from the National Basketball Association (NBA) during their professional careers. Both played with Lebron James, while Johnson had the opportunity to play with Kobe Bryant during his time with the Los Angeles Lakers.
- Alabama State completed a five game road swing to open the season with all five games shown nationally. The first four were shown on the ESPN platform on either ESPN3, ESPN+, or the SEC Network, while the Iowa game was on the Big Ten Network.

ALABAMA STATE RETURNS FIVE WITH SIGNIFICANT PLAYING TIME ...

- The Hornets return six players who saw significant playing time in 2020-21 including second-leading scorer **Kenny Strawbridge** (Rockford, Ill.) who averaged 10.5 points and 7.2 rebounds per game, earning Second Team Preseason All-SWAC.
- They also return **Kevion Stewart** (Memphis, Tenn.) who averaged 8.2 points per game, while **Jordan O'Neal** (Mobile, Ala.) returns after averaging 5.8 points, 4.8 rebounds and a team-high 23 blocked shots. Meanwhile, **E.J. Clark** (Dallas, Texas) averaged 5.8 points per game and **DJ Jackson** (San Bernardino, Calif.) at 4.4 points per game.

SEVERAL NEWCOMERS DOT THE HORNETS ROSTER THIS YEAR...

- Several newcomers highlight this year's roster including a handful of transfers starting with **Trace Young** (Owensboro, Ky.) who sat out last season. The junior averaged 9.8 points per game two seasons ago at John A. Logan College after averaging 6.8 points at Wyoming as a freshman. He is joined by **Michael Barber** (Jackson, Miss.) who averaged 12.5 points and 7.1 rebounds per game at SW Mississippi after playing a year at Howard.
- **Christian McCray** (Las Vegas, Nev.) will add a scoring punch after he transferred over last season from Cal State Fullerton, and is joined by **Gerald Liddell** (Cibolo, Texas) who transferred in from Texas averaging 4.4 points per game. The Hornets added two more transfers in **Ashton McClelland** (Houston, Texas) from Texas Southern and **Isaiah Range** (Cedar Hill, Texas) from

2021-22 ALABAMA STATE BASKETBALL ROSTER

#	NAME	POS	HT	WT	YR-EXP	HOMETOWN/PREVIOUS SCHOOL
0	Trace Young^	F	6-8	183	Jr.-TR	Owensboro, Ky./John A. Logan/Wyoming
1	DJ Jackson	G	6-2	165	Fr.-1L	San Bernardino, Calif./Etiwanda HS
2	Jordan O'Neal	F	6-7	197	So.-1L	Mobile, Ala./Coahoma CC
3	Gerald Liddell	F	6-8	203	Jr.-TR	Cibolo, Texas/Texas
4	E.J. Clark	G	5-11	165	Jr.-1L	Dallas, Texas/Boosier Parish CC
5	Juan Reyna	G	6-2	182	Fr.-hs	San Antonio, Texas/Duncanville HS
10	Michael Barber	F	6-8	212	So.-TR	Jackson, Miss./SW Mississippi CC/Howard
11	Jayme Mitchell	G	6-5	187	Fr.-HS	Jackson, Miss./Forest Hill HS
12	Malik Smiley	G	6-4	180	R-Fr.-RS	Birmingham, Ala./IMG Academy
13	Kareem Clark	G	6-3	185	Jr.-TR	Sacramento, Calif./South Mountain CC
15	Kevion Stewart	G	6-3	183	R-Sr.-2L	Memphis, Tenn./SIU-Edwardsville
14	Christian McCray	G	6-6	171	Jr.-TR	Las Vegas, Nev./Csl State Fullerton
20	Kenny Strawbridge	G	6-6	202	R-So.-1L	Rockford, Ill./Western Nebraska/UMKC
22	Darrell Reed	F	6-8	211	Fr.-HS	Hammond, Ind./Hammond HS
23	Ashton McClelland	G	6-0	153	R-So.-TR	Houston, Texas/Texas Southern
24	Isaiah Range^	G	6-3	215	So.-TR	Cedar Hill, Texas/Tarleton State

^ - sat out 2020-21

COACHING & SUPPORT STAFF

Head Coach: Mo Williams (Union Institute & Universities, 2016), Second Season Overall, Second Season at Alabama State
Assistant Coach: Trey Johnson (Jackson State, 2007), Second Season
Assistant Coach: Tyrone Levett, (Alabama State, 2017), Fourth Season
Assistant Coach: Keith Williams, (UAPB, 2007), Second Season
Graduate Assistant Coach: Chris Hines, Second Season
Assistant Coach: Gerald Walker, First Season
Director of Operations: Dana Johnson, First Season

Tarleton State where he averaged 9.4 points per game as a freshman.

- A trio of freshmen join the team this season in **Juan Reyna** (San Antonio, Texas), **Darrell Reed** (Hammond, Ind.), and **Jayme Mitchell** (Jackson, Miss.).

RARE FEAT - PAIR OF DOUBLE-DOUBLES IN SAME GAME ...

- Alabama State had a rare feat happen on Saturday in their home opener against North Carolina Central when a pair of players recorded a double-double in the same game. A pair of starters, **Gerald Liddell** and **Jordan O'Neal** recorded career nights in the win with Liddell finishing with 22 points and 11 rebounds, while O'Neal went for 19 points and 14 rebounds.

PROFESSIONAL EXPERIENCE ON THE BENCH FOR THE HORNETS ...

- Alabama State has several years of experience on the bench this season on the coaching staff with head coach **Mo Williams**, assistant coach **Trey Johnson**, and assistant coach **Tyrone Levett** all logging minutes in the professional ranks.
- Williams was drafted by Utah in 2003, and he would play his rookie season with the Jazz before spending the next four seasons with the Milwaukee Bucks. Williams played three seasons with the Cleveland Cavaliers (2008-11) where he teamed up with LeBron James and helped the Cavs post a league-best 66 wins in 2008-09. Williams was selected to the NBA All-Star Game in his first season with Cleveland.
- After stints with the Los Angeles Clippers (2011-12), Portland Trail Blazers (2013-14), Minnesota Timberwolves (2014-15) and Charlotte Hornets (2015), Williams returned to Cleveland for the 2015-16 campaign. In his final season in the NBA, Williams and the Cavaliers defeated the Golden State Warriors in seven games to win the 2016 NBA Finals.
- Johnson began his professional career in 2007 and went on to play over 10 years in numerous countries all over the world. He spent parts of three NBA seasons with the Cleveland Cavaliers, Toronto Raptors, Los Angeles Lakers, and New Orleans Hornets. Johnson was a member of the 2011 Lakers' playoff team as well. On his quest to become an NBA player, Trey also spent time in the NBA Development League, now known as the G-League, garnering NBA D-League All-Star honors twice (2008-09 and 2010-11). He earned Second Team D-League honors in 2008-09, and First Team honors in 2010-11 after leading the league in scoring at 25.5 points per game - while also scoring a league-high 48 points in a single game.
- Johnson also starred internationally where he competed as a member of the Qatar National Team in the Asian Cup, hosted by Japan in 2012. He helped the country earn a bronze medal in the tournament, while also competing in the 2015 Asia Championship and the GCC Championship (Saudi Arabia).
- Following his career with Alabama State, Levett worked out for the Miami Heat and Detroit Pistons before getting his career started in Ireland with the Gleneagle Lakers. After short stints with the Kentucky Reach (WBL) and Southern Crescent Lightning (WBA), Levett played two years in Austria before playing for the Vermont Frost Heaves (ABA).
- He also played for AD Vagos (Portugal), Jamtland Basket (Sweden), Niigata Albirex BB (Japan) and LF Basket Norrbotten (Sweden) before landing in Canada. While in Canada, he become one of the league's all-time top scorers playing for the Longdon Lightning (2011), Halifax Rainmen (2011-13) and Saint John Mill Rates (2013-until retirement).
- Levett was a three-time all-star during his career and led Vermont to the ABA championship, while also being named All-WBA while playing for the Southern Crescent Lightning.

SPEAKING OF PROFESSIONAL BASKETBALL ...

- Former Hornets **Tobi Ewuosho** and **Fausto Pichardo** each inked professional deals during the COVID-19 pandemic.
- Ewuosho signed his first professional contract to play overseas in Alabania after a stellar senior season, while Pichardo inked a deal to play in Latin America.

MCCRAY SETTLES INTO ROLE OFF THE BENCH FOR HORNETS ...

- **Christian McCray** seems to have settled into a role off the bench for Alabama State through the first five games of the season.
- The junior transfer from Cal State Fullerton came off the bench against Iowa on the road in the last game to score 20 points in just over 16 minutes of action. Couple that with a eight-point performance against Vanderbilt and McCray is averaging 1.1 points per minute played.
- He is also the second-leading scorer on the team through the first give games of the season at 10.0 points per game.

HOME SWEET HOME ...

- Alabama State played a rare November home game that is not listed as an exhibition when they take the floor against North Carolina Central. That is not the only home game however this calendar year. The Hornets have already had an exhibition game this season against Mobile at home, and they will play Tuskegee (11/22), North Alabama (11/28) and Samford (12/8).

JACKSON CONNECTION ...

- Alabama State has a strong Jackson connection with coaches **Mo Williams** and **Trey Johnson**. But it doesn't stop there as Director of Operations **Dana Johnson** is a Tiger alum, and two players have ties - **Michael Barber** and **Jayme Mitchell**.

MO WILLIAMS

HEAD COACH
FIRST SEASON

THE WILLIAMS FILE

PERSONAL

Birthdate: December 19, 1982
Birthplace: Jackson, Miss.
Wife: Antonia (Rowe)
Children: Kydarrius, Maurice, Michael, Mason, Maxwell and Asa

EDUCATION

College: Union Institute and Universities (Fla.), 2016

COACHING EXPERIENCE

2018-20 Cal State-Northridge (assistant coach)
2020-pres. Alabama State (head coach)

THE WILLIAMS WORKSHEET

YEAR	SCHOOL	OVERALL	CONF.
2018-19	CSU-Northridge^	13-21	7-9
2019-20	CSU-Northridge^	15-17	10-6
2020-21	Alabama State	4-14	4-14
2021-22	Alabama State	4-13	3-2
TOTAL	**Fourth season**	**46-65**	**24-31**
ALABAMA ST.	**Second season**	**8-27**	**7-16**

^ - served in role as an assistant coach on staff

WILLIAMS vs. OPPONENTS (HEAD COACH)

OPPONENT	CAREER
Alabama A&M	2-1
Alcorn State	0-3
Dayton	0-1
Grambling State	0-2
Iowa	0-1
Iowa State	0-1
Jackson State	1-2
Mississippi Valley State	2-1
Missouri State	0-1
Mobile	1-0
North Alabama	0-1
North Carolina Central	1-0
Pepperdine	0-1
Prairie View A&M	0-2
Samford	0-1
Southern	1-1
Texas	0-1
Texas Southern	0-2
Texas Tech	0-1
Tuskegee	1-0
UAPB	1-2
Vanderbilt	0-1
Western Kentucky	0-1
CAREER W-L TOTAL	**10-28**

MISCELLANEOUS STATISTICS

Current Streak.....W1
Current Home Streak.....W1
Current Road/Neutral Streak.....L1
Last Win.....Alabama A&M, 59-55 (1/15/22)
Last Home Win.....Alabama A&M, 59-55 (1/15/22)
Last Away Win.....MVSU, 84-75 (1/3/22)
Last Loss.....Alcorn State, 70-60 (1/10/22)
Last Home Loss.....Alcorn State, 70-60 (1/10/22)
Last Away Loss.....UAPB, 70-68 (1/5/22)

2021-22 RECORD BY STARTING LINEUP

Clark, Jackson, Strawbridge, Range, Liddell.....1-0
Reyna, Strawbridge, Liddell, Range, O'Neal.....2-1
Clark, Jackson, Strawbridge, Range, O'Neal.....2-1
Clark, Strawbridge, Young, Liddell, O'Neal.....1-1
Clark, Strawbridge, Jackson, Liddell, O'Neal.....0-1
Jackson, Strawbridge, Young, Liddell, O'Neal.....0-1
Barber, Strawbridge, Liddell, Range, O'Neal.....0-1
Reyna, Strawbridge, Liddell, O'Neal, Young.....0-1
Jackson, Reyna, Young, Strawbridge, Liddell.....0-1
Jackson, Reyna, Mitchell, Strawbridge, Liddell.....0-2
Reyna, Strawbridge, Young, Range, O'Neal.....0-3

RECORD WHEN ...

	2021-22 ALL	2021-22 SWAC	WILLIAMS ERA
Leading or tied at halftime	5-2	3-1	7-2
Trailing at halftime	1-11	0-1	3-24
Shoot 40 percent or higher	5-7	2-1	8-12
Shoot lower than 40 percent	1-6	1-1	2-14
Shoot higher FG pct	6-4	3-1	9-7
Shoot lower FG pct	0-9	0-1	1-15
Opp. shoot lower than 40 pct	4-1	2-0	6-7
Opp shoot 40 pct or higher	2-12	1-2	4-19
Score fewer than 60 points	1-6	1-1	1-11
Score 60-plus points	0-4	0-1	2-9
Score 70-plus points	2-2	1-0	4-3
Score 80-plus points	2-1	1-0	2-3
Score 90-plus points	1-0	0-0	1-0
Opp score fewer than 60 pts	3-0	2-0	5-2
Opp score fewer than 70 pts	1-3	0-0	3-9
Opp score fewer than 80 pts	2-6	1-2	2-6
Opp score 80-plus points	0-4	0-0	0-9
More rebounds than opponent	5-4	2-2	9-10
Equal/fewer reb than opponent	1-9	1-0	1-16
40-plus rebounds	3-0	1-0	4-5
Fewer turnovers than opp	3-2	2-0	6-4
Equal/more turnovers	3-11	1-2	4-23
Games decided by five or less	2-2	1-1	3-4
More pts in paint	3-3	1-2	5-5
Fewer/Equal pts in paint	3-10	2-0	4-22
More points off TO	3-3	1-1	5-9
Fewer/Equal points off TO	3-10	2-1	5-18
More bench points	4-7	2-1	6-14
Fewer/Equal bench points	2-6	1-1	4-13
Playing on television	0-9	0-0	0-10

RANGE RECORDS FIRST DOUBLE-DOUBLE ...

- **Isaiah Range** recorded the first double-double of the season for the Hornets in the loss to Iowa State (11/16/21) on the road.
- He scored 15 points on 7-of-13 shooting from the floor, and grabbed 10 rebounds (eight of which were defensive rebounds) to lead Alabama State in both categories.

STRAWBRIDGE PLAYS BIG (LITERALLY) ON THE ROAD ...

- **Kenny Strawbridge** was forced into playing as a big on Saturday against Pepperdine (12/11/2021) and responded with his first double-double of the season.
- He finished game with 16 points (on 7-of-14 shooting from the floor) and grabbed 11 rebounds in the loss to the Wave.
- For the week, he averaged 15 points and nine rebounds per game (Samford and Pepperdine).

REYNA IMPRESSIVE THROUGH FIRST THREE GAMES TO START CAREER ...

- **Juan Reyna** continues to impress for Alabama State, becoming the first player this year to score in double figures in the first three games.
- He scored a career-high 16 against WKU (11/9/21), then added 10 against Vanderbilt (11/10/21) and another 10 against Missouri State (11/13/21) all on the road.

COLLEGE COACHES WITH AN NBA TITLE ...

- Opening the 2021-22 season there are only six head coaches who have won an NBA title and are leading their own college program this season.
- That list includes Juwan Howard (Michigan), **Mo Williams** (Alabama State), Lindsey Hunter (Mississippi Valley State), Darrell Walker (Little Rock), Mark Madsen (Utah Valley), and Speedy Claxton (Hofstra).

COLLEGE COACHES WITH AN NBA (AND ABA EXPERIENCE) ...

- There are several college coaches leading their own college program this season who have either NBA or ABA experience as a player.
- The list includes Steve Alford, Nevada , Speedy Claxton (Hofstra), Hubert Davis (North Carolina), Johnny Dawkins (Central Florida), Juan Dixon (Coppin State), Bryce Drew (Grand Canyon), Kim English (George Mason), Patrick Ewing (Georgetown), Penny Hardaway (Memphis), Steve Henson (Texas-San Antonio), Fred Hoiberg (Nebraska), Juwan Howard (Michigan), Lindsey Hunter (Mississippi Valley State), Bobby Hurley (Arizona State), Mark Madsen (Utah Valley State), Cuonzo Martin (Missouri), Aaron McKie (Temple), Fran O'Hanlon (Lafayette - ABA), Lorenzo Romar (Pepperdine), Jerry Stackhouse (Vanderbilt), Damon Stoudamire (Pacific), Reggie Theus (Bethune-Cookman), Darrell Walker (Little Rock), **Mo Williams** (Alabama State), and Mike Woodson (Indiana).

STRAWBRIDGE EARNS PRESEASON HONOR ...

- Alabama State redshirt sophomore **Kenny Strawbridge** (Rockford, Ill.) was named to the Second Team Preseason All-Conference team, announced by the Southwestern Athletic Conference (SWAC).
- Strawbridge was second on the team in scoring last season at 10.5 points per game, scoring 189 total points in 18 games during the shortened season where the Hornets played conference-only games. He shot 35.9 (61-of-170) percent from the floor and 23.4 (11-of-47) percent from beyond the arc.
- The redshirt sophomore led the team from the free throw line, shooting 71.8 (56-of-78) percent from the free throw line. He was also second on the team in rebounding at 7.2 rebounds per game, grabbing 130 total including 32 offensive rebounds. Strawbridge also dished out 24 assists, recorded 14 steals and six blocked shots.
- He joins John Walker III (Texas Southern), Justin Hopkins (Texas Southern), MJ Randolph (Florida A&M), and Jayden Saddler (Southern) on the second team. The first team is made up of Preseason Player of the Year Jawaun Daniels (Prairie View A&M), Preseason Defensive Player of the Year Jayveous McKinnis (Jackson State), Cameron Christian (Grambling State), Garrett Hicks (Alabama A&M), and Jalen Johnson (Alabama A&M).

HORNETS PICKED EIGHTH IN THE PRESEASON SWAC POLL ...

- The Hornets were picked to finish eighth in the preseason poll on a vote from the league's head coaches and sports information directors with 125 total votes. They were just behind Alcorn State (128) in seventh and Florida A&M (138) in sixth.
- The top five included Texas Southern (237), Prairie View A&M (204), Jackson State (202), Grambling State (168), and Southern (167).

HEAD-TO-HEAD COACHES WITH PRO EXPERIENCE ...

- Alabama State and **Mo Williams** will face three coaches with NBA experience this season including Penny Hardaway (Memphis), Jerry Stackhouse (Vanderbilt), and Reggie Theus (Bethune-Cookman).

WHERE ALABAMA STATE RANKS NATIONALLY

STATISTIC	NATIONAL RANK	CONFERENCE RANK	VALUE	NATIONAL LEADER	VALUE	SWAC LEADER
3-Pt Field Goal Attempts	243	3	326	EKU	664	UAPB
Assist Turnover Ratio	346	11	0.65	N'western	2.02	Southern
Assists Per Game	303	4	11.2	Arizona	21.9	Southern
Blocked Shots Per Game	122	3	3.7	Auburn	8.4	TX Southern
Defensive Rebounds Per Game	249	2	24.61	Gonzaga	31.75	TX Southern
Fewest Fouls	324	10	335	N. Hampshire	157	AAMU
Fewest Turnovers	348	12	307	N. Hampshire	101	AAMU
Field Goal Percentage	262	4	42.3	Gonzaga	63.9	Southern
Field Goal Percentage Defense	206	3	43.2	LSU	35.3	AAMU
Free Throw Attempts	29	1	362	Iona	439	Alabama St.
Free Throws Made	53	1	248	Arkansas	311	Alabama St.
Free Throw Percentage	243	9	68.5	Montana	81.7	PVAMU
Offensive Rebounds Per Game	153	3	10.56	TCU	15.13	TX Southern
Personal Fouls Per Game	299	7	18.6	WKU	12.8	AAMU
Rebound Margin	276	4	-1.8	Kentucky	13.7	TX Southern
Scoring Defense	313	9	75.6	Texas	55.2	Jackson St.
Scoring Margin	321	5	-8.2	Gonzaga	24.5	Southern
Scoring Offense	278	3	67.3	Gonzaga	90.9	Southern
Steals Per Game	98	3	7.8	LSU	11.9	Southern
Three Pt FG Defense	147	3	32.5	Grand Canyon	25.3	Southern
Three-Point Field Goals Per Game	303	4	5.8	Oral Roberts	12.7	UAPB
Three-Point Field Goal Percentage	259	4	31.9	SDSU	44.5	Southern
Total 3-point FGM	259	4	104	Furman	239	Southern
Total Assists	242	3	201	Furman	355	Southern
Total Blocks	91	1	67	Auburn	152	Alabama St.
Total Rebounds	112	1	633	SCSU	765	Alabama St.
Total Rebounds Per Game	220	3	35.17	Arizona	43.33	TX Southern
Total Steals	62	2	137	LSU	214	Southern
Turnover Margin	319	11	-2.8	Abilene	9.5	Southern
Turnovers Forced	106	4	14.28	Abilene	22.18	Southern
Turnovers Per Game	245	11	17.1	Wisconsin	8.4	B-CU

BY THE NUMBERS

HORNETS LEAD SWAC IN FOUR CATEGORIES ...

- Alabama State leads the Southwestern Athletic Conference in three different categories this season including free throw attempts, free throws made, total blocks, and total rebounds.

RETURN TRIP TO TEXAS ...

- Alabama State will make their third trip to the state of Texas this weekend when they travel to face Prairie View A&M and Texas Southern in a pair of conference games after having faced Texas and Texas Tech.
- The Hornets have several ties to the state of Texas including three transfers on the roster this year - **Gerald Liddell** (Cibolo, Texas / Texas), **Isaiah Range** (Cedar Hill, Texas / Tarleton State) and **Ashton McClellend** (Houston, Texas / Texas Southern).
- They also have a pair of players with Texas ties including **E.J. Clark** (Dallas, Texas / McKinney HS) and **Juan Reyna** (San Antonio, Texas / Duncanville HS).
- **Trey Johnson** and **Keith Williams**, both coaches on staff, have Dallas ties.

REYNA PERFECT FROM THE LINE TO START THE YEAR ...

- Alabama State freshman **Juan Reyna** remains perfect from the to start his collegiate career through nine games in the regular season.
- The freshman connected on the first 17 of his free throw attempts before his streak was snapped with a pair of misses in a conference contest at home in first game back in 2022.

ROSTER NEWS

UPDATE ...

- Alabama State freshman **Darrell Reed** (Hammond, La.) has not played this season due to a preseason injury, although he has dressed in a pair of games (both in the state of Texas). Meanwhile, **Malik Smiley** (Birmingham, Ala.) has not appeared in a game this season, and **Kareem Clark** (Sacramento, Calif.) has appeared in one regular season game.
- The Hornets dressed just eight players against Mississippi Valley State and UAPB to open conference play in January, splitting those two games.
- The Hornets had a full squad for the first time this season against Alabama A&M.

CONFERENCE INFORMATION

SWAC STANDINGS

	CONF	PCT	OVER	PCT
Southern	4-1	.800	9-8	.529
Alcorn State	4-1	.800	5-12	.294
Florida A&M	3-2	.600	5-11	.313
Grambling State	3-2	.600	5-12	.294
Alabama A&M	3-2	.600	4-11	.267
Alabama State	3-2	.600	4-13	.235
Texas Southern	3-3	.500	5-10	.333
Jackson State	2-3	.400	4-12	.250
Bethune-Cookman	2-3	.400	4-13	.235
UAPB	2-4	.333	4-15	.211
Prairie View A&M	2-4	.333	2-12	.143
Mississippi Valley State	1-5	.167	1-15	.063

SWAC SCHEDULE

SATURDAY, JANUARY 22

Mississippi Valley State at Grambling State, 2:30 pm
Alcorn State at Florida A&M, 3 pm
Jackson State at Bethune-Cookman, 4 pm
UAPB at Southern, 5 pm
Alabama State at Prairie View A&M, 5:30 pm
Alabama A&M at Texass Southern, 6 pm

MONDAY, JANUARY 24

Jackson State at Florida A&M, 6:30 pm
Alcorn State at Bethune-Cookman, 6:30 pm
UAPB at Grambling State, 7:30 pm
Mississippi Valley State at Southern, 7:30 pm
Alabama A&M at Prairie View A&M, 7:30 pm
Alabama State at Texas Southern, 7:30 pm

SATURDAY, JANUARY 29

Southern at Alcorn State, TBA
Florida A&M at Alabama A&M, 2 pm
UAPB at Mississippi Valley State, 4 pm
Grambling State vs. Jackson State (Mobile, Ala.), 5 pm
Texas Southern at Prairie View A&M, 5:30 pm
Bethune-Cookman vs. Alabama State (Mobile, Ala.), 7 pm

MONDAY, JANUARY 31

Grambling State at Alcorn State, TBA
Bethune-Cookman at Alabama A&M, 7 pm
Southern at Jackson State, 7 pm
Florida A&M at Alabama State, 8 pm

SATURDAY, FEBRUARY 5

Alabama State at Grambling State, 2:30 pm
Texas Southern at Florida A&M, 3 pm
Prairie View A&M at Bethune-Cookman, 3 pm
Jackson State at Mississippi Valley State, 4 pm
Alabama A&M at Southern, 5 pm
Alcorn State at UAPB, 5:30 pm

MONDAY, FEBRUARY 7

Alabama State at Southern, 7:30 pm
Prairie View A&M at Florida A&M, 7:30 pm
Jackson State at UAPB, 7:30 pm
Alcorn State at Mississippi Valley State, 7:30 pm
Texas Southern at Bethune-Cookman, 7:30 pm
Alabama A&M at Grambling State, 8 pm

SATURDAY, FEBRUARY 12

Bethune-Cookman at Alcorn State, 3 pm
Grambling State at Texas Southern, 3:30 pm
Mississippi Valley State at Alabame A&M, 4 pm
UAPB at Alabama State, 4:30 pm
Southern at Prairie View A&M, 5:30 pm

STARTING LINEUPS AROUND THE COUNTRY

STARTING LINE UP COMBINATIONS

UTEP	12 (17 games)
Memphis	12 (16 games)
Stony Brook	12 (16 games)
Eastern Illinois	11 (16 games)
UT Arlington	11 (17 games)
Alabama State	11(16 games)
Southern Miss	10 (16 games)
Jacksonville	9 (15 games)
Illinois	8 (11 games)
Jacksonville	8 (11 games)
Omaha	7 (19 games)

ESPN BPI (as of 12/30/21) ...

STRENGTH OF SCHEDULE RANKING

1	Prairie View A&M	0-10
2	Alcorn State	1-11
3	Texas Southern	2-7
4	Alabama State	1-11
5	Jackson State	2-9
6	Villanova	8-4
7	North Florida	4-9
8	Northwestern State	3-11
9	Alabama	10-3
10	UAPB	2-11
11	Marquette	8-5
12	Ohio State	8-2
13	Bellarmine	6-8
14	Arizona State	5-7
15	Central Michigan	2-10
16	Farleigh Dickinson	0-10
17	Missouri	6-7
18	Oakland	7-4
19	Rutgers	5-5
20	Michigan State	11-2
21	Grambling State	3-10
22	Mississippi Valley State	0-10
23	UT-Arlington	4-7
24	Incarnate Word	2-11
25	Central Arkansas	2-10
26	Long Beach State	3-7
27	McNeese State	3-9
28	Coppin State	1-14
29	Tennessee	9-3
30	Penn	3-10
31	Tarelton State	5-8
32	Wisconsin	10-2
33	North Carolina	9-3
34	Radford	4-8
35	Syracuse	7-5

ALABAMA STATE IN NON-CONFERNCE PLAY ...

- Alabama State ended non-conference play with back-to-back games against nationally-ranked teams in the state of Texas and in the Big 12.
- The Hornets faced two teams at the time were ranked and had another postponed (UCLA) due to COVID. They also faced an Iowa State team who is now ranked in the top 10, a team receiving votes (Iowa) and Memphis that was postponed.

STRAWBRIDGE EARNS SWAC HONOR (DECEMBER 15) ...

- The Southwestern Athletic Conference (SWAC) announced the men's basketball weekly honors with **Kenny Strawbridge?** (Rockford, Ill.) earning Impact Player of the Week honors.
- Strawbridge averaged double figures over a pair of games for the Hornets. He scored 14 points on 4-of-9 shooting from the floor in a 74-64 loss to Samford, while also grabbing seven rebounds. He followed that up with 16 points on 7-of-14 shooting from the floor, while grabbing 11 rebounds to record his first double-double of the season. For the week, Strawbridge averaged 15.0 points and 9.0 rebounds per game.
- Meanwhile, Caleb Hunter of Mississippi Valley State was named the Player of the Week after averaging 18.5 points, 3.5 assists and 3.0 rebounds per game in a pair of non-conference games.

LIDDELL EARNS SWAC HONOR (DECEMBER 29) ...

- Alabama State junior forward **Gerald Liddell** (Cibolo, Texas) was named the Southwestern Athletic Conference (SWAC) Impact Player of the Week after his performance against No. 16/17 Texas.
- Liddell, in his first year at Alabama State after transferring from the Longhorns' program, led the Hornets in the game with a team-high 16 points. He also added a pair of rebounds, one blocked shot and one steal against his former team.
- The junior currently leads the team in scoring at 11.7 points per game as the Hornets head into conference play. He is shootiing 45.0 (50-of-111) percent from the floor and 42.3 (11-of-26) percent from beyond the arc. He has scored in double figures in six games this season and is also averaging 4.8 rebounds per game.
- The award is the second for the Hornets' program in three weeks after **Kenny Strawbridge** (Rockford, Ill.) earned the award on December 15.

STRAWBRIDGE NAMED PLAYER OF THE WEEK (JANUARY) ...

- Alabama State redshirt sophomore **Kenny Strawbridge** (Rockford, Ill.) was named the Southwestern Athletic Conference (SWAC) Player of the Week.
- Strawbridge earned the honor following a 27-point performance on the road against Mississippi Valley State for a shorthanded Alabama State team. He set a new career high by connecting on 68.8 (11-of-16) percent of his shots from the floor in helping end a 15-game road losing streak for the Hornets. He also finished the game shooting 66.7 (4-of-6) percent from beyond the arc, while grabbing four rebounds and recording three steals.
- For the week, the redshirt sophomore averaged 15.0 points and 3.0 rebounds (which including a non-conference game on the road at No. 25 Texas Tech), while shooting 52.2 (12-of-23) percent from the floor.

PAIR OF GAMES POSTPONED DUE TO COVID ...

- Alabama State had a pair of games on the road against nationally recognized teams postponed in mid-December due to COVID-19 protocols inside their opponents' program.
- The Hornets had their game against No. 4/5 UCLA postponed 70 minutes prior to game time on the road in Los Angeles, while their game against Memphis on the road was canceled two days prior to its start.

HORNETS TO FACE BETHUNE-COOKMAN IN MOBILE ...

- Alabama State and Bethune-Cookman will meet on the hardwood at the inaugural Bridge Builders Classic at the Mitchell Center in Mobile (Ala.) on January 29.
- The event will feature three high school games beginning at 10 am, followed by a pair of collegiate games including Jackson State and Grambling at 5 pm. The Hornets and Bethune-Cookman will close the night out with tip set for 7 pm.
- The Bridge Builders Classic was created to enhance exposure for Historically Black Colleges and Universities (HBCUs) and to highlight the roles that HBCUs play in educating aspiring professionals and developing future leaders. The Bridge Builders Classic will serve as the "ultimate HBCU basketball experience" in the city of Mobile.

WILLIAMS OUT OF ACTION FOR FOUR GAMES ...

- Head coach **Mo Williams** missed four games this season beginning with the trip to Texas in December due to the birth of his son. He missed games at Texas Tech, Mississippi Valley State and UAPB before returning against Jackson State.
- In his absence, associate head coach **Trey Johnson** has served in the lead role.
- Since his return, Alabama State has won two of three games (all at home), with wins coming against Jackson State and in-state rival Alabama A&M.

ALL-TIME AGAINST ALABAMA A&M

1 - DJ JACKSON

DATE	GP-GS	MIN-AVG	FG-A	PCT	3PT-A	PCT	FT-A	PCT	OFF-DEF-TOT	AVG	PF	A	AST/G	TO	BLK	STL	PTS	AVG
Feb. 1, 2021	1-1	26-26.0	2-3	.667	1-2	.500	1-2	.500	0-4-4	4.0	1	2	2.0	6	0	1	6	6.0
March 1, 2021	1-0	31-31.0	3-5	.600	0-1	.000	3-4	.750	3-1-4	4.0	1	0	0.0	4	1	1	9	9.0
TOTALS	**2-1**	**57-28.5**	**5-8**	**.625**	**1-3**	**.333**	**4-6**	**.667**	**3-5-8**	**4.0**	**2**	**2**	**1.0**	**10**	**1**	**2**	**15**	**7.5**

2 - JORDAN O'NEAL

DATE	GP-GS	MIN-AVG	FG-A	PCT	3PT-A	PCT	FT-A	PCT	OFF-DEF-TOT	AVG	PF	A	AST/G	TO	BLK	STL	PTS	AVG
Feb. 1 2021	1-1	31-31.0	3-4	.750	0-0	.000	2-3	.667	1-6-7	7.0	0	1	1.0	2	1	1	8	8.0
TOTALS	**1-1**	**31-31.0**	**3-4**	**.750**	**0-0**	**.000**	**2-3**	**.667**	**1-6-7**	**7.0**	**0**	**1**	**1.0**	**2**	**1**	**1**	**8**	**8.0**

3 - GERALD LIDDELL

DATE	GP-GS	MIN-AVG	FG-A	PCT	3PT-A	PCT	FT-A	PCT	OFF-DEF-TOT	AVG	PF	A	AST/G	TO	BLK	STL	PTS	AVG
Nov. 15, 2019	1-1	21-21.0	2-3	.667	1-2	.500	0-1	.000	0-1-1	1.0	2	0	0.0	2	0	2	5	5.0
TOTALS	**1-1**	**21-21.0**	**2-3**	**.667**	**1-2**	**.500**	**0-1**	**.000**	**0-1-1**	**1.0**	**2**	**0**	**0.0**	**2**	**0**	**2**	**5**	**5.0**

4 - E.J. CLARK

DATE	GP-GS	MIN-AVG	FG-A	PCT	3PT-A	PCT	FT-A	PCT	OFF-DEF-TOT	AVG	PF	A	AST/G	TO	BLK	STL	PTS	AVG
Feb. 1, 2021	1-0	14-14.0	0-2	.000	0-0	.000	3-4	.750	1-0-1	1.0	3	3	3.0	0	0	0	3	3.0
TOTALS	**1-0**	**14-14.0**	**0-2**	**.000**	**0-0**	**.000**	**3-4**	**.750**	**1-0-1**	**1.0**	**3**	**3**	**3.0**	**0**	**0**	**0**	**3**	**3.0**

15 - KEVION STEWART

DATE	GP-GS	MIN-AVG	FG-A	PCT	3PT-A	PCT	FT-A	PCT	OFF-DEF-TOT	AVG	PF	A	AST/G	TO	BLK	STL	PTS	AVG
Feb. 29, 2020	1-0	7-7.0	1-4	.250	0-2	.000	0-0	.000	0-1-1	1.0	1	0	0.0	0	0	0	2	2.0
Feb. 1, 2021	1-0	19-19.0	3-7	.429	2-3	.667	1-2	.500	0-2-2	2.0	1	2	2.0	2	0	0	9	9.0
March 1, 2021	1-1	21-21.0	4-5	.800	2-2	1.000	1-1	1.000	2-1-3	3.0	3	0	0.0	1	1	2	11	11.0
TOTALS	**3-1**	**47-15.7**	**8-16**	**.500**	**4-7**	**.571**	**2-3**	**.667**	**2-4-6**	**2.0**	**5**	**2**	**0.7**	**3**	**1**	**2**	**22**	**7.3**

20 - KENNY STRAWBRIDGE

DATE	GP-GS	MIN-AVG	FG-A	PCT	3PT-A	PCT	FT-A	PCT	OFF-DEF-TOT	AVG	PF	A	AST/G	TO	BLK	STL	PTS	AVG
Feb. 1, 2021	1-1	22-22.0	3-6	.500	1-2	.500	1-2	.500	0-1-1	1.0	4	2	2.0	1	0	0	8	8.0
March 1, 2021	1-0	31-31.0	1-11	.090	0-2	.000	4-5	.800	2-8-10	10.0	1	0	0.0	2	1	1	6	6.0
TOTALS	**2-1**	**53-26.5**	**4-17**	**.235**	**1-4**	**.250**	**5-7**	**.714**	**2-9-11**	**5.5**	**5**	**2**	**1.5**	**3**	**1**	**1**	**14**	**7.0**

23 - ASHTON McCLELLAND

DATE	GP-GS	MIN-AVG	FG-A	PCT	3PT-A	PCT	FT-A	PCT	OFF-DEF-TOT	AVG	PF	A	AST/G	TO	BLK	STL	PTS	AVG
March 13, 2021	1-0	2-2.0	0-0	.000	0-0	.000	0-0	.000	0-0-0	0.0	0	0	0.0	0	0	0	0	0.0
TOTALS	**1-0**	**2-2.0**	**0-0**	**.000**	**0-0**	**.000**	**0-0**	**.000**	**0-0-0**	**0.0**	**0**	**0**	**0.0**	**0**	**0**	**0**	**0**	**0.0**

SERIES AGAINST PVAMU (Since '90)

DATE	LOCATION (if known)	W/L	SCORE
1/13/90	Montgomery, Ala.	W	104-96
2/10/90	Prairie View, Texas	W	79-78
12/3/90	Montgomery, Ala.	W	103-90
1/7/91	Prairie View, Texas	W	106-92
1/4/92	Montgomery, Ala.	W	108-63
2/1/92	Prairie View, Texas	W	100-81
1/13/93	Prairie View, Texas	W	96-92
2/10/93	Montgomery, Ala.	W	95-74
1/8/94	Montgomery, Ala.	W	90-62
2/5/94	Prairie View, Texas	W	89-85
1/9/95	Prairie View, Texas	W	81-68
2/6/95	Montgomery, Ala.	W	88-74
1/6/96	Montgomery, Ala.	W	71-70
2/4/96	Prairie View, Texas	W	92-87
1/6/97	Prairie View, Texas	L	60-64
2/3/97	Montgomery, Ala.	L	65-66
1/10/98	Montgomery, Ala.	W	77-73
2/7/98	Prairie View, Texas	L	60-62
3/6/98	Dallas, Texas	L	61-65
1/23/99	Prairie View, Texas	W	58-50
2/20/99	Montgomery, Ala.	W	88-75
1/24/00	Montgomery, Ala.	W	62-61
2/21/00	Prairie View, Texas	L	75-78
1/27/01	Prairie View, Texas	W	78-64
2/24/01	Montgomery, Ala.	W	65-56
3/6/01	Montgomery, Ala.	W	91-72
1/28/02	Montgomery, Ala.	W	78-73
2/25/02	Prairie View, Texas	L	58-65
2/1/03	Prairie View, Texas	L	57-63
3/1/03	Montgomery, Ala.	L	54-60
2/2/04	Montgomery, Ala.	W	68-42
3/1/04	Prairie View, Texas	W	79-57
1/29/05	Prairie View, Texas	W	59-50
2/26/05	Montgomery, Ala.	W	77-60
3/10/05	Birmingham, Ala.	W	64-56
1/30/06	Montgomery, Ala.	W	78-70
2/27/06	Prairie View, Texas	L	72-75
1/27/07	Prairie View, Texas	L	47-50
2/24/07	Montgomery, Ala.	L	60-74
2/4/08	Montgomery, ALa.	W	98-86
3/3/08	Prairie View, Texas	W	61-57
1/31/09	Prairie View, Texas	W	65-63
2/28/09	Montgomery, Ala.	W	64-49
2/1/10	Montgomery, Ala.	L	55-56
3/1/10	Prairie View, Texas	W	52-43
1/29/11	Prairie View, Texas	L	61-69
2/26/11	Montgomery, Ala.	W	68-61
1/28/12	Montgomery, Ala.	L	57-64
2/7/12	Prairie View, Texas	L	59-62
1/26/13	Prairie View, Texas	L	72-74
2/23/13	Montgomery, Ala.	L	50-70
2/1/14	Montgomery, Ala.	W	76-63
3/3/14	Prairie View, Texas	W	90-87
2/2/15	Prairie View, Texas	W	73-71
3/2/15	Montgomery, Ala.	L	65-67
2/1/16	Montgomery, Ala.	W	83-77
2/27/16	Prairie View, Texas	W	73-68
1/30/17	Prairie View, Texas	L	52-72
2/27/17	Montgomery, Ala.	L	58-77
1/27/18	Montgomery, Ala.	L	80-86
2/24/18	Prairie View, Texas	L	74-80
2/4/19	Prairie View, Texas	L	67-69
3/4/19	Montgomery, Ala.	L	69-96
2/1/20	Montgomery, Ala.	W	52-49
2/29/20	Prairie View, Texas	L	58-65
2/1/21	Prairie View, Texas	L	63-87
3/1/21	Montgomery, Ala.	L	67-70

ALL-TIME ALABAMA STATE HEAD COACHES

CJ DUNN
Seasons: 22 (1934-55, 1958-63)
Alabama State Record: 257-193 (.571)

Year	Record
1934-35	12-7
1935-36	---
1936-37	16-4
1937-38	17-9
1938-39	---
1939-40	16-13
1940-41	6-9
1941-42	4-13
1942-43	5-16
1943-44	10-2
1944-45	---
1945-46	8-12
1946-47	8-2
1947-48	14-9
1948-49	18-11
1949-50	7-5
1950-51	17-8
1951-52	13-12
1952-53	17-9
1953-54	15-4
1954-55	13-8
1958-59	9-10
1959-60	---
1960-61	12-10
1961-62	10-12
1962-63	10-8

IKA MOORHEAD
Seasons: 3 (1955-58)
Alabama State Record: 70-20 (.778)

Year	Record
1955-56	23-7
1956-57	22-4
1957-58	25-9

LUCIAS MITCHELL
Seasons: 4 (1963-67)
Alabama State Record: 72-28 (.720)

Year	Record
1963-64	16-10
1964-65	19-7
1965-66	18-6
1966-67	19-5

BEN JOBE
Seasons: 1 (1967-68)
Alabama State Record: 18-7 (.720)

Year	Record
1967-68	18-7

WILLIE PARKER
Seasons: 1 (1968-69)
Alabama State Record: 19-9 (.679)

Year	Record
1968-69	19-9

BERNARD BOOZER
Seasons: 5 (1969-74)
Alabama State Record: 101-36 (.737)

Year	Record
1969-70	17-10
1970-71	24-5
1971-72	22-3
1972-73	19-9
1973-74	19-9

FLOYD LAISURE
Seasons: 3 (1974-77)
Alabama State Record: 52-32 (.619)

Year	Record
1974-75	16-13
1975-76	19-8
1976-77	17-11

JAMES OLIVER
Seasons: 17 (1978-95)
Alabama State Record: 291-181 (.604)

Year	Record
1978-79	23-2
1979-80	32-3
1980-81	19-9
1981-82	22-6
1982-83	22-6
1983-84	22-6
1984-85	14-17
1985-86	11-17
1986-87	14-14
1987-88	8-20
1988-89	13-16
1989-90	15-13
1990-91	18-11
1991-92	14-14
1992-93	14-13
1993-94	19-10
1994-95	11-15

JOHN L. WILLIAMS
Seasons: 1 (1995-96)
Alabama State Record: 9-18 (.333)

Year	Record
1995-96	9-18

ROB SPIVERY
Seasons: 9 (1996-2006)
Alabama State Record: 129-136 (.487)

Year	Record
1996-97	8-21
1997-98	11-17
1998-99	11-16
1999-2000	13-15
2000-01	22-9
2001-02	19-13
2002-03	14-15
2003-04	16-15
2004-05	15-15
2005-06	12-18

LEWIS JACKSON
Seasons: 15 (1995-2020)
Alabama State Record: 207-262 (.441)

Year	Record
2006-07	10-20
2007-08	20-11
2008-09	22-10
2009-10	16-15
2010-11	17-18
2011-12	12-19
2012-13	10-22
2013-14	19-13
2014-15	19-10
2015-16	14-17
2016-17	8-23
2017-18	8-23
2018-19	12-19
2019-20	8-24

MO WILLIAMS
Seasons: 1 (2020-21)
Alabama State Record: 4-14* (.222)

Year	Record
2020-21	4-14

vs RANKED TEAMS

DATE	OPP/L	SCORE
12/8/82	(3) Georgetown	L, 76-99
12/15/82	(13) Arkansas	L, 65-108
12/20/88	(17) NC State	L, 81-109
12/2/91	(11) Arkansas	L, 80-96
12/23/96	(16) Minnesota	L, 34-114
12/31/97	(23) Arkansas	L, 48-103
12/17/98	(19) Arkansas	L, 43-73
12/30/00	(20) Alabama	L, 56-82
12/30/01	(7) Iowa	L, 64-73
11/22/02	(4) Alabama	L, 56-82
11/19/04	(3) Georgia Tech	L, 37-74
12/7/04	(18) Alabama	L, 54-72
11/20/05	(15) Alabama	L, 68-105
11/28/05	(14) Florida	L, 60-87
12/9/06	(4) Alabama	L, 58-92
11/13/11	(21) Cincinnati	L, 40-65
11/11/12	(10) Florida	L, 35-84
11/27/17	(11) Cincinnati	L, 51-83
11/21/18	(20) Iowa	L, 78-105
11/5/19	(8) Gonzaga	L, 64-95
11/20/19	(20) Tennessee	L, 62-78
11/25/19	(20) VCU	L, 41-76
12/29/19	(6) Oregon	L, 59-98
12/22/21	(16) Texas	L, 48-68

vs SWAC

Games: 747
Opponents: 9 (Alabama A&M, Alcorn State, Grambling State, Jackson State, Mississippi Valley State, Prairie View A&M, Southern, Texas Southern, UAPB)
Record: 408-339 (.546)

20-WIN SEASONS

1955-56	23-7 (.767)	Ika Moorehead
1956-57	22-4 (.846)	Ika Moorehead
1957-58	25-9 (.735)	Ika Moorehead
1970-71	24-5 (.828)	Bernard Boozer
1971-72	22-3 (.880)	Bernard Boozer
1978-79	23-2 (.920)	James Oliver
1979-80	32-2 (.941)	James Oliver
1981-82	22-6 (.786)	James Oliver
1982-83	22-6 (.786)	James Oliver
1983-84	22-6 (.786)	James Oliver
2000-01	22-6 (.786)	James Oliver
2007-08	20-11 (.645)	Lewis Jackson
2008-09	22-10 (.688)	Lewis Jackson

100-PT WINS [LAST 20]

1990-91	at Grambling St.	W, 102-81
1990-91	vs. MVSU	W, 104-98
1991-92	Clark-Atlanta	L,1 03-107
1991-92	Tennessee State	W, 105-81
1991-92	Prairie View A&M	W, 108-63
1991-92	AUM	W, 118-81
1991-92	at Prairie View	W, 100-81
1991-92	Grambling St.	W, 101-94
1991-92	Tuskegee	W, 116-93
1992-93	Alabama A&M	L, 102-126
1992-93	Troy	W, 121-116
1992-93	Clark-Atlanta	W, 107-68
1993-94	at Troy	W, 115-98
1993-94	Southern	W, 111-107
1993-94	Grambling St.	W, 121-76
1994-95	at MVSU	W, 100-83
1995-96	Selma	W, 106-81
3/8/08	Jackson State	W, 103-83
11/14/14	AUM	W, 105-64
12/30/15	Fort Valley State	W, 105-99

100-PT LOSSES [LAST 6]

2005-06	at Alabama	L, 68-105
11/17/17	at Oregon	L, 56-114
11/21/17	vs. Savannah St.	L, 97-101
11/21/18	at Iowa	L, 78-105
12/14/19	at Boise State	L, 57-100
11/18/21	at Iowa	L, 82-108

2021-22 DOUBLE-FIGURE GAMES

POINTS

Juan Reyna	8
Gerald Liddell	8
Jordan O'Neal	8
Isaiah Range	7
Kenny Strawbridge	6
Trace Young	6
E.J. Clark	5
DJ Jackson	3
Christian McCray	2
Kevion Stewart	2
Michael Barber	1
Jayme Mitchell	1

REBOUNDS

Michael Barber	2
Jordan O'Neal	2
Isaiah Range	1
Gerald Liddell	1
Kenny Strawbridge	1

DOUBLE-DOUBLES

Jordan O'Neal	2
Isaiah Range	1
Gerald Liddell	1
Kenny Strawbridge	1

ASSISTS

2021-22 SPECIALTY STATISTICS

[POT - Points off turnovers; PP - Points in the paint; 2nd - Second chance points; FAST - Fast break points; BP - Points off the bench]
[Alabama State-Opponents]

Opponent	PP	POT	2nd	FAST	BP
Mobile	20-14	30-26	13-14	19-2	29-19
at WKU	26-38	15-25	7-16	9-16	31-10
at Vanderbilt	34-42	15-26	7-22	17-12	39-41
at Missouri State	26-34	14-15	9-14	12-14	21-10
at Iowa State	36-40	14-20	11-6	3-12	16-14
at Iowa	24-30	12-18	12-23	8-22	63-51
North Carolina Central	28-38	14-22	7-14	11-13	13-34
Tuskegee	36-32	25-12	14-8	22-19	50-21
North Alabama	14-18	22-42	12-13	11-14	34-12
at Dayton	18-36	9-26	11-24	8-28	28-35
Samford	32-36	25-12	14-17	15-14	28-21
at Pepperdine	32-32	16-14	6-12	4-8	15-24
at Texas	12-32	8-15	2-8	3-0	15-26
at Texas Tech	8-36	18-22	12-11	9-14	10-26
at Mississippi Valley St.	36-26	14-17	12-11	22-13	8-22
at UAPB	32-24	15-22	12-13	6-10	17-8
Jackson State	28-28	21-8	12-18	11-0	18-23
Alcorn State	24-16	19-13	15-2	14-8	14-31
Alabama A&M	20-26	4-11	14-8	3-7	18-13
at Prairie View A&M					
at Texas Southern					
vs. Bethune-Cookman					
Florida A&M					
at Grambling State					
at Southern					
UAPB					
Mississippi Valley State					
at Florida A&M					
at Bethune-Cookman					
at Alabama A&M					
Southern					
Grambing State					



0 - TRACE YOUNG

F /// 6-8 /// 179 /// JUNIOR /// JC
OWENSBORO, KY (JOHN A LOGAN COLLEGE / WYOMING)

CAREER HIGHS

Points: 23, at WKU (11/9/21)
Field Goals: 9, at WKU (11/9/21)
Field Goals Attempted: 13, at WKU (11/9/21)
3-Pt Field Goals: 4, two times
3-Pt Field Goals Attempted: 9, two times
Free Throws: 5, at Vanderbilt (11/10/21)
Free Throws Attempted: 6, two times
Rebounds: 9, at WKU (11/9/21)
Assists: 3, San Jose State (1/23/19)
Steals: 4, vs. Mobile (11/4/21)
Blocks: 3, vs. Mobile (11/4/21)
Turnovers: 8, at Texas (12/22/21)
Minutes Played: 39, at WKU (11/9/21)

MISCELLANEOUS

	21-22	ASU CAREER
Double-Figure Points	7	6
Double-Figure Rebounds	--	--
Double-Doubles	--	--
5+ Assists	--	--
Led team in Points	4	4
Led team in Rebounds	3	3
Led team in Blocks	2	2
Led team in Assists	--	--

YOUNG NOTEBOOK

- Averaged 9.8 points and five rebounds per game at John A. Logan College as a sophomore. He also averaged 1.8 assists per game at his power forward position.
- Finished the season shooting 48.8 percent from the floor and 32.4 percent from beyond the arc.
- Rated as a 3-star by ESPN, 247Sports and Rivals, originally signed with Wyoming out of Mt. Zion Prep in Baltimore.
- Sat out last season during COVID-19 shortened season.
- Scored a career-high 23 points and grabbed nine rebounds against WKU (11/9/21).
- Missed conference opener against Mississippi Valley State (1/3/21), and three games after that before returning to action against Alabama A&M (1/15/22).

2021-22 GAME-BY-GAME

Opponent	MIN	FG	FG%	3-PT	3PT%	FT	FT%	REB	AST	TO	BL	ST	PTS
Mobile	27	5-9	.556	1-4	.250	1-2	.500	7	0	6	3	4	12
at WKU	39	9-16	.563	3-8	.375	2-2	1.000	9	1	5	1	1	23
at Vanderbilt	27	2-4	.500	2-4	.500	5-6	.833	1	1	3	1	1	11
at Missouri State	22	0-4	.000	0-4	.000	1-2	.500	3	2	0	2	0	1
at Iowa State	27	4-12	.333	1-4	.250	0-0	.000	6	1	1	1	1	9
at Iowa	13	3-5	.600	1-2	.500	3-3	1.000	0	2	0	0	0	10
NC Central													
Tuskegee													
North Alabama													
at Dayton													
Samford	14	1-6	.167	0-1	.000	0-0	.000	2	1	2	0	1	2
at Pepperdine													
at Texas	24	3-7	.429	1-5	.200	0-0	.000	6	1	8	1	2	7
at Texas Tech	30	5-11	.455	4-9	.444	0-0	.000	6	0	4	1	0	14
at MVSU													
at UAPB													
Jackson St.													
Alcorn State													
Alabama A&M	16	6-13	.462	1-6	.167	2-2	1.000	2	1	3	0	0	15
at PVAMU													
at Texas Southern													
vs. B-CU													
Florida A&M													
at Grambling St.													
at Southern													
UAPB													
MVSU													
at Florida A&M													
at B-CU													
at Alabama A&M													
Southern													
Grambling St.													

YOUNG'S CAREER STATISTICS

Opponent	GP-GS	MIN-AVG	FG-A	PCT	3PT-A	PCT	FT-A	PCT	OFF-DEF-TOT	AVG	PF	A	AST/G	TO	BLK	STL	PTS	AVG
2018-19 (WYO)	20-13	476-23.8	50-127	.394	27-73	.370	8-17	.471	8-59-67	3.4	35	16	0.8	43	9	15	135	6.8
2021-22	9-7	213-23.6	33-78	.423	13-43	.302	13-15	.867	3-32-35	3.9	17	10	1.1	26	7	6	92	10.2
TOTALS	**29-20**	**688-23.7**	**83-205**	**.405**	**40-116**	**.345**	**21-32**	**.656**	**11-91-102**	**3.5**	**52**	**26**	**0.9**	**69**	**16**	**21**	**227**	**7.8**

1 - DJ JACKSON

G /// 6-1 /// 165 /// FRESHMAN /// 1L

SAN BERNARDINO, CA (ETIWANDA HS)

CAREER HIGHS

Points: 13, two times
Field Goals: 5, three times
Field Goals Attempted: 14, vs. Texas Southern (2/27/21)
3-Pt Field Goals: 3, vs. UAPB (2/6/21)
3-Pt Field Goals Attempted: 7, vs. Texas Southern (2/27/21)
Free Throws: 5, at Jackson State (3/6/21)
Free Throws Attempted: 6, at Jackson State (3/6/21)
Rebounds: 9, vs. Tuskegee (11/22/2021)
Assists: 5, vs. Tuskegee (11/22/2021)
Steals: 3, three times
Blocks: 1, vs. Prairie View A&M (3/1/21)
Turnovers: 7, vs. North Carolina Central (11/20/21)
Minutes Played: 37, vs. Texas Southern (2/27/21)

MISCELLANEOUS

	21-22	ASU CAREER
Double-Figure Points	3	5
Double-Figure Rebounds	–	–
Double-Doubles	–	–
5+ Assists	1	1
Led team in Points	–	–
Led team in Rebounds	1	1
Led team in Blocks	–	–
Led team in Assists	4	4

JACKSON NOTEBOOK

- Played in 17 games, starting 11 as a true freshman during 2021
- Grabbed 74 total rebounds (4.4 per game), dished out 28 total assists and recorded 12 steals.
- Earned start on the road against Vanderbilt (11/10/2021) this season.
- Missed two games for Alabama State on the road against Missouri State (11/13) and Iowa State (11/16).
- Set career highs in rebounds (nine) and assists (five) against Tuskegee (11/22/21).
- Missed game against North Alabama (11/28/21) and Dayton (12/1/21).
- Returned to his home state of California, starting against Pepperdine (12/11/21) and recorded four assists and a pair of steals, playing a season-high 27 minutes.

2021-22 GAME-BY-GAME

Opponent	MIN	FG	FG%	3-PT	3PT%	FT	FT%	REB	AST	TO	BL	ST	PTS
Mobile	15	2-3	.667	0-1	.000	0-0	.000	2	3	2	0	1	4
at WKU	11	0-2	.000	0-0	.000	0-0	.000	1	3	1	0	0	0
at Vanderbilt	15	0-2	.000	0-1	.000	0-0	.000	1	0	3	0	1	0
at Missouri State													
at Iowa State													
at Iowa	20	0-3	.000	0-1	.000	1-2	.500	1	1	0	0	1	1
NC Central	22	2-2	1.000	1-1	1.000	1-2	.500	5	3	7	0	3	6
Tuskegee	22	1-3	.333	0-1	.000	3-4	.750	9	5	1	0	2	5
North Alabama													
at Dayton													
Samford	6	1-2	.500	0-1	.000	2-2	1.000	0	0	1	0	0	4
at Pepperdine	27	1-7	.143	0-2	.000	3-5	.600	1	4	3	0	2	5
at Texas	25	0-4	.000	0-2	.000	0-1	.000	4	2	0	0	2	0
at Texas Tech	25	2-5	.400	1-2	.500	3-4	.750	3	1	1	0	3	8
at MVSU	34	3-5	.600	0-0	.000	4-4	1.000	1	3	4	0	3	10
at UAPB	35	5-11	.455	1-4	.250	0-0	.000	2	2	2	1	0	11
Jackson State	34	5-7	.714	1-1	1.000	2-5	.400	5	3	1	0	1	13
Alcorn State	34	1-9	.111	1-2	.500	2-2	1.000	3	5	4	0	1	5
Alabama A&M	18	1=3	.333	0-2	.000	2-2	1.000	5	1	3	0	0	4
at PVAMU													
at Texas Southern													
vs. B-CU													
Florida A&M													
at Grambling St.													
at Southern													
UAPB													
MVSU													
at Florida A&M													
at B-CU													
at Alabama A&M													
Southern													
Grambling St.													

JACKSON'S CAREER STATISTICS

Opponent	GP-GS	MIN-AVG	FG-A	PCT	3PT-A	PCT	FT-A	PCT	OFF-DEF-TOT	AVG	PF	A	AST/G	TO	BLK	STL	PTS	AVG
2020-21	17-11	386-22.7	23-68	.338	10-31	.323	18-30	.600	10-40-50	2.9	47	28	1.6	32	2	12	74	4.4
2021-22	14-9	331-23.7	22-65	.338	5-20	.250	23-33	.697	11-30-41	2.9	26	33	2.4	31	0	20	72	5.1
TOTALS	**31-20**	**718-23.2**	**45-133**	**.338**	**15-51**	**.294**	**41-63**	**.651**	**21-70-91**	**2.9**	**73**	**61**	**2.0**	**63**	**2**	**32**	**146**	**4.7**

2 - JORDAN O'NEAL

F /// 6-7 /// 197 /// SOPHOMORE /// 1L
MOBILE, AL (COAHOMA CC)

CAREER HIGHS

Points: 19, vs. North Carolina Central (11/20/21)
Field Goals: 6, vs. North Carolina Central (11/20/21)
Field Goals Attempted: 10, vs. NC Central (11/20/21)
3-Pt Field Goals: 0, 30 times
3-Pt Field Goals Attempted: 1, three times
Free Throws: 7, vs. North Carolina Central (11/20/21)
Free Throws Attempted: 12, vs. NC Central (11/20/21)
Rebounds: 14, vs. North Carolina Central (11/20/21)
Assists: 2, four times
Steals: 4, at Texas Tech (12/28/21)
Blocks: 4, three times
Turnovers: 4, two times
Minutes Played: 36, Alabama A&M (2/13/21)

MISCELLANEOUS

	21-22	ASU CAREER
Double-Figure Points	8	10
Double-Figure Rebounds	2	3
Double-Doubles	2	2
5+ Assists	--	--
Led team in Points	--	--
Led team in Rebounds	6	6
Led team in Blocks	6	9
Led team in Assists	--	--

O'NEAL NOTEBOOK

- Led the team with 23 blocked shots last season in just 13 games due to injury.
- Scored in double figures in three consecutive games against Vanderbilt (11/10), Missouri State (11/13), and Iowa State (11/16) - all on the road. Scored a career 11 points against Missouri State, and then set a new career-high with 12 against Iowa State the next game.
- Scored career-high 19 points against North Carolina Central (11/20/21) and grabbed a career-high 14 rebounds.
- Recorded a double against UAPB (1/5) with 12 points and 10 rebounds on the road.

2021-22 GAME-BY-GAME

Opponent	MIN	FG	FG%	3-PT	3PT%	FT	FT%	REB	AST	TO	BL	ST	PTS
Mobile	25	4-4	1.000	0-0	.000	4-4	1.000	6	2	0	2	0	12
at WKU	29	3-4	.750	0-0	.000	0-0	.000	4	0	2	2	1	6
at Vanderbilt	24	5-6	.833	0-0	.000	0-1	.000	5	0	3	0	1	10
at Missouri State	22	5-9	.556	0-0	.000	1-2	.500	4	0	1	2	1	11
at Iowa State	31	5-7	.714	0-0	.000	2-2	1.000	6	1	2	3	1	12
at Iowa	6	0-0	.000	0-0	.000	0-0	.000	0	1	2	0	0	0
NC Central	31	6-10	.600	0-0	.000	7-12	.583	14	0	2	1	0	19
Tuskegee	17	3-4	.750	0-0	.000	1-5	.200	6	2	0	0	2	7
North Alabama	26	3-6	.500	0-0	.000	3-5	.600	8	0	4	0	1	9
at Dayton	28	5-10	.500	0-0	.000	0-0	.000	2	1	0	4	0	10
Samford	14	1-4	.250	0-0	.000	2-2	1.000	3	0	1	1	0	4
at Pepperdine													
at Texas	17	1-3	.333	0-0	.000	0-0	.000	3	0	3	1	0	2
at Texas Tech	27	1-5	.200	0-1	.000	4-6	.667	6	1	1	1	4	6
at MVSU	21	3-7	.429	0-0	.000	3-4	.750	5	2	2	0	1	9
at UAPB	35	3-6	.500	0-1	.000	6-10	.600	10	2	5	0	0	12
Jackson State	29	3-7	.429	0-0	.000	0-0	.000	4	2	2	1	0	6
Alcorn State	32	2-5	.400	0-0	.000	6-7	.857	4	1	3	0	1	10
Alabama A&M	27	1-4	.250	0-0	.000	1-2	.500	7	0	1	4	2	3
at PVAMU													
at Texas Southern													
vs. B-CU													
Florida A&M													
at Grambling St.													
at Southern													
UAPB													
MVSU													
at Florida A&M													
at B-CU													
at Alabama A&M													
Southern													
Grambling St.													

O'NEAL'S CAREER STATISTICS

Opponent	GP-GS	MIN-AVG	FG-A	PCT	3PT-A	PCT	FT-A	PCT	OFF-DEF-TOT	AVG	PF	A	AST/G	TO	BLK	STL	PTS	AVG
2020-21	13-10	326-25.1	24-57	.421	0-2	.000	28-49	.571	25-37-62	4.8	35	9	0.7	24	23	7	76	5.8
2021-22	17-14	423-24.9	50-97	.515	0-2	.000	36-58	.621	33-58-91	5.4	53	13	0.8	34	21	15	136	8.0
TOTALS	**30-24**	**747-24.9**	**74-154**	**.481**	**0-4**	**.000**	**64-107**	**.598**	**58-95-153**	**5.1**	**88**	**22**	**0.7**	**58**	**44**	**22**	**212**	**7.1**

3 - GERALD LIDDELL

F /// 6-8 /// 203 /// JUNIOR /// TR

CIBOLO, TX (TEXAS)

CAREER HIGHS

Points: 22, vs. North Carolina Central (11/20/21)
Field Goals: 7, vs. North Carolina Central (11/20/21)
Field Goals Attempted: 17, vs. NC Central (11/20/21)
3-Pt Field Goals: 2, two times
3-Pt Field Goals Attempted: 4, at Texas Tech (12/28/21)
Free Throws: 7. two times
Free Throws Attempted: 8, three times
Rebounds: 11, vs. North Carolina Central (11/20/21)
Assists: 4. three times
Steals: 4, vs. North Carolina Central (11/20/21)
Blocks: 4, two times
Turnovers: 5, vs. Central Michigan (12/14/19)
Minutes Played: 39, vs. North Carolina Central (11/20/21)

MISCELLANEOUS

	21-22	ASU CAREER
Double-Figure Points	8	8
Double-Figure Rebounds	1	1
Double-Doubles	1	1
5+ Assists	–	–
Led team in Points	5	5
Led team in Rebounds	2	2
Led team in Blocks	6	6
Led team in Assists	4	4

LIDDELL NOTEBOOK

- Transfer from Texas.
- As a junior, played in seven games, while as a sophomore in 2019-20, played in 15 games (10 starts).
- Ranked as the No. 41 overall prospect in the nation by 247Sports and No. 47 by ESPN.
- Grabbed eight rebounds in season opener against WKU (11/9/21).
- Scored a then season-high 12 points against Missouri State (11/13/21) on the road, before breaking that mark with a then career-high 19 on the road against Iowa (11/18/21).
- Recorded a double-double with a career-high 22 points and 11 rebounds agianst North Carolina Central (11/20/21).
- Had a streak of five games with at least one blocked shot before it was snapped on the road at Pepperdine (12/11/21).
- Named SWAC Impact Player of the Week after Texas contest for his 16-point performance.
- Missed conference opener against Mississippi Valley State (1/3/21) and UAPB (1/5/21) game.

2021-22 GAME-BY-GAME

Opponent	MIN	FG	FG%	3-PT	3PT%	FT	FT%	REB	AST	TO	BL	ST	PTS
Mobile	22	3-8	.375	0-1	.000	2-4	.500	4	0	2	1	2	8
at WKU	24	2-5	.400	2-2	1.000	0-0	.000	8	3	3	0	0	6
at Vanderbilt	20	2-7	.286	1-3	.333	0-0	.000	2	0	2	1	0	5
at Missouri State	30	6-13	.462	0-2	.000	2-3	.667	2	1	3	0	0	12
at Iowa State	21	2-2	1.000	1-1	1.000	0-0	.000	4	1	2	0	1	5
at Iowa	29	6-11	.545	2-3	.667	5-6	.833	3	4	1	0	1	19
NC Central	39	7-17	.412	1-3	.333	7-8	.875	11	4	0	4	4	22
Tuskegee	19	1-5	.200	0-1	.000	4-8	.500	3	2	1	2	0	6
North Alabama	33	4-9	.444	0-1	.000	7-8	.875	6	3	3	2	1	15
at Dayton	27	2-8	.250	1-3	.333	0-0	.000	4	2	4	1	0	5
Samford	23	2-4	.500	0-1	.000	0-2	.000	5	1	1	4	1	4
at Pepperdine	28	6-12	.500	1-1.	1.000	1-3	.333	4	1	2	0	2	14
at Texas	27	5-12	.417	1-2	.500	5-7	.714	2	0	2	1	1	16
at Texas Tech	35	6-11	.545	1-4	.250	2-4	.500	5	1	4	0	3	15
at MVSU													
at UAPB													
Jackson State	22	2-4	.500	1-2	.500	3-5	.600	1	1	1	0	0	8
Alcorn State	31	5-12	.417	0-2	.000	3-6	.500	8	2	0	1	1	13
Alabama A&M	28	4-13	.307	1-1	1.,000	0-0	.000	7	1	2	0	0	9
at PVAMU													
at Texas Southern													
vs. B-CU													
Florida A&M													
at Grambling St.													
at Southern													
UAPB													
MVSU													
at Florida A&M													
at B-CU													
at Alabama A&M													
Southern													
Grambling St.													

LIDDELL'S CAREER STATISTICS

Opponent	GP-GS	MIN-AVG	FG-A	PCT	3PT-A	PCT	FT-A	PCT	OFF-DEF-TOT	AVG	PF	A	AST/G	TO	BLK	STL	PTS	AVG
2018-19	13-0	84-6.5	7-18	.389	2-7	.286	0-0	.000	9-7-16	1.2	18	2	0.2	5	3	0	16	1.2
2019-20	15-10	274-18.2	25-62	.403	4-12	.333	12-25	.480	13-37-50	3.3	42	15	1.0	23	11	8	66	4.4
2020-21	7-0	81-11.5	6-14	.429	2-7	.286	1-6	.167	4-8-12	1.7	11	3	0.4	7	1	1	15	2.1
2021-22	16-12	441-27.6	62-145	.428	13-32	.406	39-60	.650	19-57-76	4.8	49	27	1.7	29	16	18	176	11.0
TOTALS	**51-22**	**880-17.2**	**100-239**	**.418**	**21-58**	**.362**	**52-91**	**.571**	**45-109-154**	**3.0**	**120**	**47**	**0.9**	**64**	**31**	**27**	**273**	**5.4**

4 - E.J. CLARK

G /// 5-11 /// 165 /// JUNIOR /// 1L
DALLAS, TX (BOSSIER PARRISH CC)

CAREER HIGHS

Points: 14, at MVSU (1/3/21)
Field Goals: 4, three times
Field Goals Attempted: 9, two times
3-Pt Field Goals: 4, at UAPB (1/5/21)
3-Pt Field Goals Attempted: 6, at UAPB (1/5/21)
Free Throws: 8, two times
Free Throws Attempted: 11, at MVSU (1/3/21)
Rebounds: 3, three times
Assists: 7, at MVSU (1/3/21)
Steals: 3, two times
Blocks: 0, 29 times
Turnovers: 3, two times
Minutes Played: 31, at MVSU (1/3/21)

MISCELLANEOUS

	21-22	ASU CAREER
Double-Figure Points	5	6
Double-Figure Rebounds	--	--
Double-Doubles	--	--
5+ Assists	1	1
Led team in Points	1	1
Led team in Rebounds	--	--
Led team in Blocks	--	--
Led team in Assists	5	5

CLARK NOTEBOOK

- Graduated from Alabama State in December 2021.
- Played in 12 games and started in one game last season.
- Scored 69 total points during the shortened season, recorded 18 assists and 10 steals.
- Came off the bench to score seven points against Iowa State (11/16/21).
- Has scored in double figures in three of five games since being inserted into the starting lineup (beginning with Mississippi Valley State).

2021-22 GAME-BY-GAME

Opponent	MIN	FG	FG%	3-PT	3PT%	FT	FT%	REB	AST	TO	BL	ST	PTS
Mobile	19	1-3	.333	0-1	.000	2-2	1.000	3	2	1	0	1	4
at WKU	6	0-0	.000	0-0	.000	0-0	.000	0	0	1	0	0	0
at Vanderbilt	10	0-0	.000	0-0	.000	0-0	.000	0	0	1	0	0	0
at Missouri State													
at Iowa State	17	2-4	.500	1-3	.333	2-4	.500	1	1	2	0	0	7
at Iowa	7	0-1	.000	0-0	.000	0-0	.000	1	0	1	0	0	0
NC Central													
Tuskegee	6	1-2	.500	0-1	.000	1-2	.500	3	2	1	0	0	3
North Alabama	7	0-2	.000	0-1	.000	3-4	.750	1	0	0	0	0	3
at Dayton	7	2-3	.667	0-0	.000	0-0	.000	0	1	1	0	0	4
Samford	24	4-9	.444	0-2	.000	2-2	1.000	1	3	2	0	3	10
at Pepperdine	12	0-1	.000	0-0	.000	0-0	.000	0	0	1	0	0	0
at Texas	7	1-3	.000	0-0	.000	0-0	.000	0	1	0	0	1	2
at Texas Tech	6	2-4	.500	0-0	.000	0-0	.000	0	0	1	0	0	4
at MVSU	31	3-7	..429	0-1	.000	8-11	.727	3	7	0	0	0	14
at UAPB	27	4-8	.500	4-6	.667	0-0	.000	0	4	2	3	0	12
Jackson State	27	0-5	.000	0-0	.000	8-8	1.000	3	4	2	1	2	8
Alcorn State	25	2-8	.250	1-4	.250	5-6	.833	0	0	2	0	1	10
Alabama A&M	24	2-4	.500	2-2	1.000	7-9	.777	5	4	0	0	3	4
at PVAMU													
at Texas Southern													
vs. B-CU													
Florida A&M													
at Grambling St.													
at Southern													
UAPB													
MVSU													
at Florida A&M													
at B-CU													
at Alabama A&M													
Southern													
Grambling St.													

CLARK'S CAREER STATISTICS

Opponent	GP-GS	MIN-AVG	FG-A	PCT	3PT-A	PCT	FT-A	PCT	OFF-DEF-TOT	AVG	PF	A	AST/G	TO	BLK	STL	PTS	AVG
2020-21	12-1	245-20.4	21-64	.328	6-24	.250	21-25	.840	7-18-25	2.1	22	18	1.5	14	0	10	69	5.8
2021-22	16-6	250-15.6	23-61	.377	8-20	.400	36-46	.783	1-17-18	1.1	27	27	1.1	17	1	13	90	5.6
TOTALS	**28-7**	**494-17.7**	**44-125**	**.352**	**14-44**	**.318**	**57-71**	**.803**	**8-35-43**	**1.5**	**59**	**45**	**1.6**	**31**	**1**	**23**	**159**	**5.7**

5 - JUAN REYNA

G /// 6-2 /// 182 /// FRESHMAN /// HS
SAN ANTONIO, TX (DUNCANVILLE HS)

CAREER HIGHS

Points: 16, at WKU (11/9/21)
Field Goals: 4, five times
Field Goals Attempted: 12, vs. Samford (12/8/21)
3-Pt Field Goals: 4, vs. North Carolina Central (11/20/21)
3-Pt Field Goals Attempted: 11, vs. Samford (12/8/21)
Free Throws: 6, at WKU (11/9/21)
Free Throws Attempted: 6, at WKU (11/9/21)
Rebounds: 5 at Missouri State (11/13/21)
Assists: 3, at Iowa (11/18/21)
Steals: 1, three times
Blocks: 0, 16 times
Turnovers: 3, three times
Minutes Played: 32, at Missouri State (11/13/21)

MISCELLANEOUS

	21-22	ASU CAREER
Double-Figure Points	7	7
Double-Figure Rebounds	--	--
Double-Doubles	--	--
5+ Assists	--	--
Led team in Points	--	--
Led team in Rebounds	--	--
Led team in Blocks	--	--
Led team in Assists	--	--

REYNA NOTEBOOK

- Helped his team win a pair of state championships, leading his team to a 37-6 record overall.
- Scored 16 points in 23 minutes in season opener against WKU (11/9/21).
- Scored in double figures in the first three games this season against Vanderbilt (11/10/21), Missouri State (11/13/21), and Iowa State (11/16/21).
- Has connected on 17 consecutive free throws to open the season through Pepperdine (12/11/21).
- Missed conference opener against Mississippi Valley State (1/3/21) and UAPB (1/5/21) game.

2021-22 GAME-BY-GAME

Opponent	MIN	FG	FG%	3-PT	3PT%	FT	FT%	REB	AST	TO	BL	ST	PTS
Mobile	19	2-7	.286	1-4	.250	0-0	.000	1	2	0	0	1	5
at WKU	23	4-8	.500	2-5	.400	6-6	1.000	1	0	3	0	0	16
at Vanderbilt	20	4-7	.571	2-4	.500	0-0	.000	3	1	3	0	0	10
at Missouri State	32	4-9	.444	2-3	.667	0-0	.000	5	1	1	0	1	10
at Iowa State	25	1-5	.200	0-2	.000	0-0	.000	4	0	4	0	0	2
at Iowa	14	0-1	.000	0-1	.000	0-0	.000	3	3	3	0	0	0
NC Central	31	4-10	.400	4-8	.500	2-2	1.000	1	2	1	0	1	14
Tuskegee	18	3-6	.500	2-5	.400	2-2	1.000	0	1	0	0	1	10
North Alabama	31	2-7	.286	1-3	.333	3-3	1.000	1	0	3	0	0	8
at Dayton	17	1-5	.200	0-3	.000	0-0	.000	1	1	3	0	0	2
Samford	27	3-12	.250	2-11	.182	4-4	1.000	2	0	0	0	1	12
at Pepperdine	24	2-9	.222	1-5	.200	2-2	1.000	1	1	1	0	0	7
at Texas	29	4-9	.444	2-3	.667	0-0	.000	2	2	1	0	0	10
at Texas Tech	22	1-5	.200	1-4	.250	0-0	.000	0	1	3	0	0	3
at MVSU													
at UAPB													
Jackson State	3	0-0	.000	0-0	.000	0-0	.000	0	0	0	0	0	0
Alcorn State	17	4-7	.571	3-5	.600	0-2	.000	1	2	1	0	0	11
Alabama A&M	12	0-2	.000	0-1	.000	0-0	.000	1	0	1	0	0	0
at PVAMU													
at Texas Southern													
vs. B-CU													
Florida A&M													
at Grambling St.													
at Southern													
UAPB													
MVSU													
at Florida A&M													
at B-CU													
at Alabama A&M													
Southern													
Grambling St.													

REYNA'S CAREER STATISTICS

Opponent	GP-GS	MIN-AVG	FG-A	PCT	3PT-A	PCT	FT-A	PCT	OFF-DEF-TOT	AVG	PF	A	AST/G	TO	BLK	STL	PTS	AVG
2021-22	16-10	344-21.5	37-102	.363	22-63	.349	19-21	.905	2-24-26	1.6	29	15	0.9	28	0	4	115	7.2
TOTALS	**16-10**	**344-21.5**	**37-102**	**.363**	**22-63**	**.349**	**19-21**	**.905**	**2-24-26**	**1.6**	**29**	**15**	**0.9**	**28**	**0**	**4**	**115**	**7.2**

10 - MICHAEL BARBER

F /// 6-8 /// 212 /// SOPHOMORE /// JC
JACKSON, MS (SW MISSISSIPPI CC / HOWARD)

CAREER HIGHS

Points: 10, vs. Mobile (11/4/21)
Field Goals: 4, vs. Mobile (11/4/21)
Field Goals Attempted: 7, Norfolk State (1/11/20)
3-Pt Field Goals: 1, at Georgia Washington (11/9/19)
3-Pt Field Goals Attempted: 1, three times
Free Throws: 5, two times
Free Throws Attempted: 8, vs. Tuskegee (11/22/21)
Rebounds: 11, at MVSU (1/3/21)
Assists: 2, at MVSU (1/3/21)
Steals: 3, at WKU (11/9/21)
Blocks: 3, two times
Turnovers: 3, at Iowa State (11/16/21)
Minutes Played: 24, at Iowa (11/18/21)

MISCELLANEOUS

	21-22	ASU CAREER
Double-Figure Points	1	1
Double-Figure Rebounds	2	2
Double-Doubles	--	--
5+ Assists	--	--
Led team in Points	--	--
Led team in Rebounds	3	3
Led team in Blocks	3	3
Led team in Assists	--	--

BARBER NOTEBOOK

- Competed in 24 contests off the bench (2019-20) at Howard.
- Recorded three assists against WKU (11/9/21).
- Recorded a career-high 10 rebounds against Iowa (11/18/21) on the road.
- Started first game of the season against Dayton (12/1/21) on the road, recording seven rebounds.

2021-22 GAME-BY-GAME

Opponent	MIN	FG	FG%	3-PT	3PT%	FT	FT%	REB	AST	TO	BL	ST	PTS
Mobile	16	4-5	.800	0-0	.000	2-2	1.000	7	1	0	0	1	10
at WKU	9	0-1	.000	0-0	.000	1-2	.500	1	0	0	1	3	1
at Vanderbilt	10	0-0	.000	0-0	.000	2-2	1.000	2	0	1	2	0	2
at Missouri State	7	0-0	.000	0-0	.000	2-2	1.000	0	0	1	0	0	2
at Iowa State	15	0-0	.000	0-0	.000	0-0	.000	3	0	3	3	0	0
at Iowa	24	2-5	.400	0-0	.000	3-5	.600	10	1	0	0	2	7
NC Central	13	1-1	1.000	0-0	.000	1-2	.500	5	0	2	0	0	3
Tuskegee	21	1-4	.250	0-0	.000	5-8	.625	5	0	0	0	2	7
North Alabama	11	1-2	.000	0-0	.000	0-0	.000	3	0	2	1	1	2
at Dayton	26	1-3	.333	0-1	.000	2-2	1.000	7	1	2	0	1	4
Samford	5	0-0	.000	0-0	.000	0-0	.000	1	0	0	0	0	0
at Pepperdine	12	0-2	.000	0-0	.000	2-2	1.000	2	0	0	0	0	2
at Texas													
at Texas Tech	0+	0-0	.000	0-0	.000	0-0	.000	0	0	0	0	0	0
at MVSU	22	0-2	.000	0-0	.000	3-4	.750	11	2	0	0	0	3
at UAPB	17	2-4	.500	0-0	.000	0-0	.000	5	1	0	0	0	4
Jackson State	9	1-1	1.000	0-0	.000	2-2	1.000	0	0	2	0	1	4
Alcorn State	8	0-0	.000	0-0	.000	0-0	.000	0	0	1	0	0	0
Alabama A&M	1	0-0	.000	0-0	.000	0-0	.000	1	0	0	0	0	0
at PVAMU													
at Texas Southern													
vs. B-CU													
Florida A&M													
at Grambling St.													
at Southern													
UAPB													
MVSU													
at Florida A&M													
at B-CU													
at Alabama A&M													
Southern													
Grambling St.													

BARBER'S CAREER STATISTICS

Opponent	GP-GS	MIN-AVG	FG-A	PCT	3PT-A	PCT	FT-A	PCT	OFF-DEF-TOT	AVG	PF	A	AST/G	TO	BLK	STL	PTS	AVG
2019-20 (HOW)	24-0	144-6.0	19-38	.500	1-2	.500	3-5	.600	11-30-41	1.7	21	3	0.1	9	9	7	42	1.8
2021-22	17-1	214-12.6	9-25.	360	0-1	.000	23-31	.742	22-34-56	3.3	23	5	0.3	14	8	10	41	2.4
TOTALS	**41-1**	**358-8.7**	**28-63**	**.444**	**1-3**	**.333**	**26-36**	**.722**	**33-64-97**	**2.4**	**44**	**8**	**0.2**	**23**	**17**	**17**	**83**	**2.0**

11 - JAYME MITCHELL

G /// 6-5 /// 187 /// FRESHMAN /// HS
JACKSON, MS (FOREST HILL HS)

CAREER HIGHS

Points: 11, at UAPB (1/5/22)
Field Goals: 5 at UAPB (1/5/22)
Field Goals Attempted: 6, at Pepperdine (12/11/21)
3-Pt Field Goals: 1, three times
3-Pt Field Goals Attempted: 3, two times
Free Throws: 4, at Vanderbilt (11/10/21)
Free Throws Attempted: 4, two times
Rebounds: 5, two times
Assists: 3, at Vanderbilt (11/10/21)
Steals: 1, eight times
Blocks: 1, five times
Turnovers: 3, at Iowa (11/18/21)
Minutes Played: 22, at Pepperdine (12/11/21)

MISCELLANEOUS

	21-22	ASU CAREER
Double-Figure Points	1	1
Double-Figure Rebounds	–	–
Double-Doubles	–	–
5+ Assists	–	–
Led team in Points	–	–
Led team in Rebounds	–	–
Led team in Blocks	1	1
Led team in Assists	–	–

MITCHELL NOTEBOOK

- Saw action against WKU (11/9/21) off the bench.
- Played double-digit minutes in back-to-back games against Vanderbilt (11/10/21) and Missouri State (11/13/21).
- Scored a career-high eight points against Vanderbil (11/10/21) off the bench.
- Started first career game at Pepperdine (12/11/21), scoring five points.
- Missed conference opener against Mississippi Valley State (1/3/21).

2021-22 GAME-BY-GAME

Opponent	MIN	FG	FG%	3-PT	3PT%	FT	FT%	REB	AST	TO	BL	ST	PTS
Mobile	3	0-0	.000	0-0	.000	0-0	.000	0	0	1	0	1	0
at WKU	1	0-1	.000	0-0	.000	0-0	.000	0	0	0	1	0	0
at Vanderbilt	19	2-3	.667	0-1	.000	4-4	1.000	5	3	2	1	1	8
at Missouri State	11	0-2	.000	0-1	.000	0-0	.000	1	0	1	0	0	0
at Iowa State	3	0-1	.000	0-0	.000	0-0	.000	0	0	0	0	0	0
at Iowa	12	2-5	.400	0-2	.000	1-2	.500	1	0	3	0	1	5
NC Central													
Tuskegee	10	2-2	1.000	1-1	1.000	1-2	.500	2	1	1	0	1	6
North Alabama	6	0-0	.000	0-0	.000	0-0	.000	1	0	1	1	0	0
at Dayton	7	1-1	1.000	0-0	.000	0-0	.000	0	0	1	0	0	2
Samford	16	2-5	.400	0-3	.000	1-4	.250	5	1	1	1	1	5
at Pepperdine	22	2-6	.333	1-3	.333	0-0	.000	3	0	1	0	1	5
at Texas	17	1-1	1.000	0-0	.000	1-1	1.000	1	0	1	0	1	2
at Texas Tech													
at MVSU													
at UAPB	14	5-5	1.000	1-1	1.000	0-2	.000	1	0	1	0	1	11
Jackson State	14	2-6	.333	0-1	.000	2-2	1.000	1	0	0	0	0	6
Alcorn State	17	1-3	.333	1-2	.500	0-0	.000	2	0	2	1	0	3
Alabama A&M	9	0-1	.000	0-1	.000	0-0	.000	1	0	1	0	0	0
at PVAMU													
at Texas Southern													
vs. B-CU													
Florida A&M													
at Grambling St.													
at Southern													
UAPB													
MVSU													
at Florida A&M													
at B-CU													
at Alabama A&M													
Southern													
Grambling St.													

MITCHELL'S CAREER STATISTICS

Opponent	GP-GS	MIN-AVG	FG-A	PCT	3PT-A	PCT	FT-A	PCT	OFF-DEF-TOT	AVG	PF	A	AST/G	TO	BLK	STL	PTS	AVG
2021-22	15-2	183-12.2	20-42	.476	4-16	.250	10-17	.588	3-21-24	1.6	21	6	0.4	15	4	7	54	3.6
TOTALS	**15-2**	**183-12.2**	**20-42**	**.476**	**4-16**	**.250**	**10-17**	**.588**	**3-21-24**	**1.6**	**21**	**6**	**0.4**	**15**	**4**	**7**	**54**	**3.6**



12 - MALIK SMILEY

G /// 6-3 /// 165 /// R-FRESHMAN /// 1L
BIRMINGHAM, AL (IMG ACADEMY)

CAREER HIGHS

Points: 0, two times
Field Goals: 0, two times
Field Goals Attempted: 0, two times
3-Pt Field Goals: 0, two times
3-Pt Field Goals Attempted: 0, two times
Free Throws: 0, two times
Free Throws Attempted: 0, two times
Rebounds: 0, two times
Assists: 0, two times
Steals: 0, two times
Blocks: 0, two times
Turnovers: 0, two times
Minutes Played: 2, at Prairie View A&M (2/1/21)

MISCELLANEOUS

	21-22	ASU CAREER
Double-Figure Points	--	--
Double-Figure Rebounds	--	--
Double-Doubles	--	--
5+ Assists	--	--
Led team in Points	--	--
Led team in Rebounds	--	--
Led team in Blocks	--	--
Led team in Assists	--	--

SMILEY NOTEBOOK

- Saw action in a pair of games during 2020-21 season.
- Missed conference opener against Mississippi Valley State (1/3/21) and will miss UAPB (1/5/21) game.

2021-22 GAME-BY-GAME

Opponent	MIN	FG	FG%	3-PT	3PT%	FT	FT%	REB	AST	TO	BL	ST	PTS
Mobile													
at WKU													
at Vanderbilt													
at Missouri St.													
at Iowa State													
at Iowa													
NC Central													
Tuskegee													
North Alabama													
at Dayton													
Samford													
at Pepperdine													
at Texas													
at Texas Tech													
at MVSU													
at UAPB													
Jackson St.													
Alcorn State													
Alabama A&M													
at PVAMU													
at Texas Southern													
vs. B-CU													
Florida A&M													
at Grambling St.													
at Southern													
UAPB													
MVSU													
at Florida A&M													
at B-CU													
at Alabama A&M													
Southern													
Grambling St.													

SMILEY'S CAREER STATISTICS

Opponent	GP-GS	MIN-AVG	FG-A	PCT	3PT-A	PCT	FT-A	PCT	OFF-DEF-TOT	AVG	PF	A	AST/G	TO	BLK	STL	PTS	AVG
2020-21	2-0	2-1.0	0-0	.000	0-0	.000	0-0	.000	0-0-0	0.0	0	0	0.0	0	0	0	0	0.0
TOTALS	**2-0**	**2-1.0**	**0-0**	**.000**	**0-0**	**.000**	**0-0**	**.000**	**0-0-0**	**0.0**	**0**	**0**	**0.0**	**0**	**0**	**0**	**0**	**0.0**

13 - KAREEM CLARK

G /// 6-2 /// 191 /// JUNIOR /// JC
SACRAMENTO, CA (SOUTH MOUNTAIN CC)

CAREER HIGHS

Points: 1, vs. Tuskegee (11/22/21)
Field Goals: 0, two times
Field Goals Attempted: 2, at Dyaton (12/1/21)
3-Pt Field Goals: 0, two times
3-Pt Field Goals Attempted: 0, two times
Free Throws: 1, vs. Tuskegee (11/22/21)
Free Throws Attempted: 2, vs. Tuskegee (11/22/21)
Rebounds: 2, vs. Tuskegee (11/22/21)
Assists: 2, vs. Tuskegee (11/22/21)
Steals: 0, two times
Blocks: 0, two times
Turnovers: 1, at Dayton (12/1/21)
Minutes Played: 6, at Dayton (12/1/21)

MISCELLANEOUS

	21-22	ASU CAREER
Double-Figure Points	--	--
Double-Figure Rebounds	--	--
Double-Doubles	--	--
5+ Assists	--	--
Led team in Points	--	--
Led team in Rebounds	--	--
Led team in Blocks	--	--
Led team in Assists	--	--

CLARK NOTEBOOK

- Saw first action against Tuskegee in exhibition game, before playing against Dayton (12/1/21) on the road.
- Played six minutes against Dayton (12/1/21).
- Missed conference opener against Mississippi Valley State (1/3/21) and will miss UAPB (1/5/21) game.

2021-22 GAME-BY-GAME

Opponent	MIN	FG	FG%	3-PT	3PT%	FT	FT%	REB	AST	TO	BL	ST	PTS
Mobile													
at WKU													
at Vanderbilt													
at Missouri St.													
at Iowa State													
at Iowa													
NC Central													
Tuskegee	5	0-0	.000	0-0	.000	1-2	.500	2	2	0	0	0	1
North Alabama													
at Dayton	6	0-2	.000	0-0	.000	0-0	.000	0	0	1	0	0	0
Samford													
at Pepperdine													
at Texas													
at Texas Tech													
at MVSU													
at UAPB													
Jackson St.													
Alcorn State													
Alabama A&M													
at PVAMU													
at Texas Southern													
vs. B-CU													
Florida A&M													
at Grambling St.													
at Southern													
UAPB													
MVSU													
at Florida A&M													
at B-CU													
at Alabama A&M													
Southern													
Grambling St.													

CLARK'S CAREER STATISTICS

Opponent	GP-GS	MIN-AVG	FG-A	PCT	3PT-A	PCT	FT-A	PCT	OFF-DEF-TOT	AVG	PF	A	AST/G	TO	BLK	STL	PTS	AVG
2021-22	1-0	6-6.0	0-2	.000	0-0	.000	0-0	.000	0-0-0	0.0	0	0	0.0	1	0	0	0	0.0
TOTALS	**1-0**	**6-6.0**	**0-2**	**.000**	**0-0**	**.000**	**0-0**	**.000**	**0-0-0**	**0.0**	**0**	**0**	**0.0**	**1**	**0**	**0**	**0**	**0.0**

15 - KEVION STEWART

G /// 6-3 /// 193 /// SENIOR /// 2L
MEMPHIS, TN (SIUE / CHATTANOOGA STATE)

CAREER HIGHS

Points: 21, at Grambling State (3/4/21)
Field Goals: 7, at Texas Southern (1/30/21)
Field Goals Attempted: 13, at Grambling State (3/4/21)
3-Pt Field Goals: 5, at MVSU (1/12/21)
3-Pt Field Goals Attempted: 8, at Grambling State (3/4/21)
Free Throws: 7, two times
Free Throws Attempted: 9, at Jackson State (3/6/21)
Rebounds: 5, vs. Alabama A&M (2/13/21)
Assists: 2, at Southern (2/22/21)
Steals: 4, at Grambling State (3/4/21)
Blocks: 2, at Boise State (12/14/19)
Turnovers: 4, vs. Alcorn State (1/23/21)
Minutes Played: 34, at Jackson State (3/6/21)

MISCELLANEOUS

	21-22	ASU CAREER
Double-Figure Points	2	11
Double-Figure Rebounds	--	--
Double-Doubles	--	--
5+ Assists	--	--
Led team in Points	1	3
Led team in Rebounds	--	--
Led team in Blocks	--	--
Led team in Assists	--	--

STEWART NOTEBOOK

- Played in 18 games and started in 11 games.
- Scored a total of 147 points in the shortened season.
- Father, Dwight Stewart, played and won national title at Arkansas.
- Did not play in season opener against WKU (11/9/21).
- Has not played since Samford (12/8/21).

2021-22 GAME-BY-GAME

Opponent	MIN	FG	FG%	3-PT	3PT%	FT	FT%	REB	AST	TO	BL	ST	PTS
Mobile													
at WKU													
at Vanderbilt	10	1-4	.250	0-3	.000	0-0	.000	0	0	0	0	0	2
at Missouri State	6	1-4	.250	1-3	.333	0-0	.000	1	0	0	0	0	3
at Iowa State	6	1-4	.250	1-2	.500	1-2	.500	1	0	0	0	0	4
at Iowa	9	2-2	1.000	1-1	1.000	0-0	.000	0	1	1	0	1	5
NC Central	4	0-2	.000	0-2	.000	0-0	.000	0	0	0	0	1	0
Tuskegee	16	3-9	.333	2-5	.400	2-2	1.000	2	0	1	0	1	10
North Alabama	7	0-2	.000	0-1	.000	0-0	.000	1	0	1	0	0	0
at Dayton	8	1-3	.333	1-2	.500	7-8	.875	2	1	0	0	0	10
Samford	9	0-7	.000	0-6	.000	0-0	.000	1	0	1	0	0	0
at Pepperdine													
at Texas													
at Texas Tech													
at MVSU													
at UAPB													
Jackson St.													
Alcorn State													
Alabama A&M													
at PVAMU													
at Texas Southern													
vs. B-CU													
Florida A&M													
at Grambling St.													
at Southern													
UAPB													
MVSU													
at Florida A&M													
at B-CU													
at Alabama A&M													
Southern													
Grambling St.													

STEWART'S CAREER STATISTICS

Opponent	GP-GS	MIN-AVG	FG-A	PCT	3PT-A	PCT	FT-A	PCT	OFF-DEF-TOT	AVG	PF	A	AST/G	TO	BLK	STL	PTS	AVG
2017-18	17-0	126-7.4	8-27	.296	8-23	.348	5-6	.833	4-14-18	1.1	13	8	0.5	6	0	3	29	1.7
2019-20	26-10	323-12.4	29-106	.274	15-70	.214	16-26	.615	8-23-31	1.2	37	8	0.3	16	4	14	89	3.4
2020-21	18-11	368-20.4	39-114	.342	30-77	.390	39-52	.750	10-36-46	2.6	47	11	0.6	28	2	15	147	8.2
2021-22	9-0	77-8.5	9-37	.243	6-25	.240	10-12	.833	2-6-8	0.9	10	2	0.2	4	0	3	34	3.8
TOTALS	**70-21**	**898-12.8**	**85-284**	**.299**	**59-195**	**.303**	**70-96**	**.729**	**24-79-103**	**1.5**	**107**	**29**	**0.4**	**54**	**6**	**35**	**299**	**4.3**

20 - KENNY STRAWBRIDGE

G /// 6-6 /// 202 /// R-SOPHOMORE /// 1L

ROCKFORD, IL (WESTERN NEBRASKA / UMKC)

CAREER HIGHS

Points: 27, at MVSU (1/3/21)
Field Goals: 11, at MVSU (1/3/21)
Field Goals Attempted: 16, at MVSU (1/3/21)
3-Pt Field Goals: 4, at MVSU (1/3/21)
3-Pt Field Goals Attempted: 6, at MVSU (1/3/21)
Free Throws: 11, vs. Jackson State (1/8/21)
Free Throws Attempted: 13, vs. Southern (1/25/21)
Rebounds: 14, vs. Southern (1/25/21)
Assists: 5, at WKU (11/9/21)
Steals: 4, two times
Blocks: 2, vs. Alabama A&M (2/13/21)
Turnovers: 6, vs. Alcorn State (1/23/21)
Minutes Played: 41, vs. North Carolina Central (11/20/21)

MISCELLANEOUS

	21-22	ASU CAREER
Double-Figure Points	6	16
Double-Figure Rebounds	1	6
Double-Doubles	1	5
5+ Assists	–	–
Led team in Points	5	5
Led team in Rebounds	2	2
Led team in Blocks	–	–
Led team in Assists	4	4

STRAWBRIDGE NOTEBOOK

- Second-leading scorer on last year's team, and earned a spot on ESPN Top 10 for his buzzer-beater against Southern.
- Named Second Team Preseason All-SWAC ahead of the 2021-22 season.
- Dished out five assists against WKU (11/9/21).
- Recorded a double-double against Pepperdine (12/11/21) on the road with 16 points and 11 rebounds.
- Named SWAC Impact Player of the Week (December 15).
- Named SWAC Player of the Week following Mississippi Valley State game in which he scored 27 point to lead Alabama State to a conference-opening victory.

2021-22 GAME-BY-GAME

Opponent	MIN	FG	FG%	3-PT	3PT%	FT	FT%	REB	AST	TO	BL	ST	PTS
Mobile	27	3-6	.500	0-0	.000	1-2	.500	5	2	2	0	3	7
at WKU	28	4-8	.500	0-1	.000	0-1	.000	4	5	2	0	0	8
at Vanderbilt	18	2-7	.286	0-1	.000	3-4	.750	5	0	3	0	1	7
at Missouri State	32	5-10	.500	0-1	.000	2-3	.667	2	1	3	0	0	12
at Iowa State	27	3-9	.333	0-0	.000	0-0	.000	3	3	3	0	2	6
at Iowa	18	3-5	.600	0-2	.000	0-1	.000	0	2	1	0	1	6
NC Central	41	0-5	.000	0-1	.000	1-2	.500	4	4	2	0	0	1
Tuskegee	23	4-8	.500	1-1	1.000	0-0	.000	3	2	4	0	1	9
North Alabama	34	8-12	.667	0-0	.000	0-1	.000	6	0	1	0	2	16
at Dayton	24	1-3	.333	1-1	1.000	0-3	.000	6	2	1	0	0	6
Samford	26	4-9	.444	1-4	.250	5-7	.714	7	0	3	2	0	14
at Pepperdine	34	7-14	.500	0-3	.000	2-4	.500	11	2	3	0	3	16
at Texas	30	1-7	.143	1-3	.333	1-2	.500	5	0	2	0	1	4
at Texas Tech	27	1-7	.143	1-5	.200	0-0	.000	2	2	2	0	0	3
at MVSU	35	11-16	.688	4-6	.667	1-5	.200	4	1	5	0	3	27
at UAPB	33	3-10	.300	0-3	.000	1-2	.500	6	2	2	0	2	7
Jackson State	32	3-7	.429	0-2	.000	11-11	1.000	5	1	3	0	2	17
Alcorn State	30	4-12	.333	0-1	.000	0-1	.000	5	4	0	0	4	8
Alabama A&M	26	2-4	.500	0-1	.000	0-0	.000	4	0	0	0	0	4
at PVAMU													
at Texas Southern													
vs. B-CU													
Florida A&M													
at Grambling St.													
at Southern													
UAPB													
MVSU													
at Florida A&M													
at B-CU													
at Alabama A&M													
Southern													
Grambling St.													

STRAWBRIDGE'S CAREER STATISTICS

Opponent	GP-GS	MIN-AVG	FG-A	PCT	3PT-A	PCT	FT-A	PCT	OFF-DEF-TOT	AVG	PF	A	AST/G	TO	BLK	STL	PTS	AVG
2020-21	18-17	540-30.0	61-170	.359	11-47	.234	56-78	.718	32-98-130	7.2	44	24	1.3	35	6	14	189	10.5
2021-22	18-18	523-29.1	66-153	.431	9-36	.250	27-47	.574	25-57-82	4.6	31	31	1.7	40	0	24	168	9.3
TOTALS	**36-35**	**1065-29.6**	**127-323**	**.393**	**20-83**	**.241**	**83-125**	**.664**	**57-155-212**	**5.9**	**75**	**55**	**1.5**	**75**	**6**	**38**	**357**	**9.9**

21 - CHRISTIAN MCCRAY

G /// 6-6 /// 171 /// JUNIOR /// TR
LAS VEGAS, NV (CAL STATE FULLERTON)

CAREER HIGHS

Points: 20, at Iowa (11/18/21)
Field Goals: 8, at Iowa (11/18/21)
Field Goals Attempted: 12, Iowa (11/18/21)
3-Pt Field Goals: 4, at Iowa (11/18/21)
3-Pt Field Goals Attempted: 5, at Iowa (11/18/21)
Free Throws: 1, two times
Free Throws Attempted: 2, two times
Rebounds: 5, vs. Tuskegee (11/22/21)
Assists: 1, two times
Steals: 1, vs. Tuskegee (11/22/21)
Blocks: 0, 10 times
Turnovers: 1, six times
Minutes Played: 17, at Iowa (11/18/21)

MISCELLANEOUS

	21-22	ASU CAREER
Double-Figure Points	2	2
Double-Figure Rebounds	--	--
Double-Doubles	--	--
5+ Assists	--	--
Led team in Points	2	2
Led team in Rebounds	--	--
Led team in Blocks	--	--
Led team in Assists	--	--

MCCRAY NOTEBOOK

- Played at Cal State Fullerton before transferring to Alabama State.
- Did not play against WKU (11/9/21).
- Scored a career-high eight points off the bench against Vanderbilt (11/10/21) in just nine minutes, before breaking that mark with 20 points off the bench against Iowa (11/18/21) in just 17 minutes.

2021-22 GAME-BY-GAME

Opponent	MIN	FG	FG%	3-PT	3PT%	FT	FT%	REB	AST	TO	BL	ST	PTS
Mobile													
at WKU													
at Vanderbilt	9	4-5	.800	0-0	.000	0-0	.000	0	0	1	0	1	8
at Missouri State	7	1-2	.500	0-1	.000	0-0	.000	1	1	1	0	0	2
at Iowa State													
at Iowa	17	8-12	.667	4-5	.800	0-0	.000	2	0	0	0	0	20
NC Central	9	2-5	.400	0-1	.000	0-0	.000	2	0	1	0	0	4
Tuskegee	20	7-9	.778	0-0	.000	1-2	.500	2	1	1	0	2	15
North Alabama	13	3-8	.375	0-0	.000	1-2	.500	5	0	1	0	0	7
at Dayton	13	3-6	.500	1-1	1.000	0-0	.000	3	0	0	0	0	7
Samford													
at Pepperdine	5	2-3	.667	0-0	.000	0-0	.000	0	0	0	0	0	4
at Texas													
at Texas Tech													
at MVSU	5	1-4	.250	0-0	.000	0-0	.000	2	0	0	0	0	2
at UAPB													
Jackson St.													
Alcorn State													
Alabama A&M													
at PVAMU													
at Texas Southern													
vs. B-CU													
Florida A&M													
at Grambling St.													
at Southern													
UAPB													
MVSU													
at Florida A&M													
at B-CU													
at Alabama A&M													
Southern													
Grambling St.													

MCCRAY'S CAREER STATISTICS

Opponent	GP-GS	MIN-AVG	FG-A	PCT	3PT-A	PCT	FT-A	PCT	OFF-DEF-TOT	AVG	PF	A	AST/G	TO	BLK	STL	PTS	AVG
2020-21 (CSUF)	1-0	9-9.0	2-4	.500	0-0	.000	0-0	.000	0-0-0	0.0	2	0	0.0	1	0	0	4	4.0
2021-22	9-0	99-11.0	31-54	.574	5-8	.625	2-4	.500	6-11-17	1.9	7-0	2	0.1	5	0	3	69	7.7
TOTALS	**10-1**	**109-10.9**	**33-58**	**.569**	**5-8**	**.625**	**2-4**	**.500**	**6-11-17**	**1.7**	**9**	**2**	**0.1**	**6**	**0**	**3**	**73**	**7.3**

22 - DARRELL REED

F /// 6-8 /// 211 /// FRESHMAN /// HS
HAMMOND, IN (HAMMOND HS)

CAREER HIGHS

Points: --
Field Goals: --
Field Goals Attempted: --
3-Pt Field Goals: --
3-Pt Field Goals Attempted: --
Free Throws: --
Free Throws Attempted: --
Rebounds: --
Assists: --
Steals: --
Blocks: --
Turnovers: --
Minutes Played: --

MISCELLANEOUS

	21-22	ASU CAREER
Double-Figure Points	--	--
Double-Figure Rebounds	--	--
Double-Doubles	--	--
5+ Assists	--	--
Led team in Points	--	--
Led team in Rebounds	--	--
Led team in Blocks	--	--
Led team in Assists	--	--

REED NOTEBOOK

- Has not played this season due to preseason injury.

2021-22 GAME-BY-GAME

Opponent	MIN	FG	FG%	3-PT	3PT%	FT	FT%	REB	AST	TO	BL	ST	PTS
Mobile													
at WKU													
at Vanderbilt													
at Missouri St.													
at Iowa State													
at Iowa													
NC Central													
Tuskegee													
North Alabama													
at Dayton													
Samford													
at Pepperdine													
at Texas													
at Texas Tech													
at MVSU													
at UAPB													
Jackson St.													
Alcorn State													
Alabama A&M													
at PVAMU													
at Texas Southern													
vs. B-CU													
Florida A&M													
at Grambling St.													
at Southern													
UAPB													
MVSU													
at Florida A&M													
at B-CU													
at Alabama A&M													
Southern													
Grambling St.													

REED'S CAREER STATISTICS

Opponent	GP-GS	MIN-AVG	FG-A	PCT	3PT-A	PCT	FT-A	PCT	OFF-DEF-TOT	AVG	PF	A	AST/G	TO	BLK	STL	PTS	AVG
2021-22																		
TOTALS																		



23 - ASHTON McCLELLAND

G /// 6-0 /// 153 /// R-SOPHOMORE /// TR
HOUSTON, TX (TEXAS SOUTHERN)

CAREER HIGHS

Points: 9, vs. LeTourneau (12/11/20)
Field Goals: 3, vs. LeTourneau (12/11/20)
Field Goals Attempted: 7, two times
3-Pt Field Goals: 2, at Iowa (11/18/21)
3-Pt Field Goals Attempted: 5, two times
Free Throws: 2, vs. LeTourneau (12/11/20)
Free Throws Attempted: 3, vs. LeTourneau (12/11/20)
Rebounds: 3, at Iowa (11/18/21)
Assists: 2, at Dayton (12/1/21)
Steals: 1, vs. MVSU (2/23/21)
Blocks: 0, 31 times
Turnovers: 1, five times
Minutes Played: 18, vs. LeTourneau (12/11/20)

MISCELLANEOUS

	21-22	ASU CAREER
Double-Figure Points	--	--
Double-Figure Rebounds	--	--
Double-Doubles	--	--
5+ Assists	--	--
Led team in Points	--	--
Led team in Rebounds	--	--
Led team in Blocks	--	--
Led team in Assists	1	1

MCCLELLAND NOTEBOOK

- Transfer from Texas Southern.
- Came off the bench in the second half against Iowa (11/18/21) and scored six points on a pair of three-pointers.

2021-22 GAME-BY-GAME

Opponent	MIN	FG	FG%	3-PT	3PT%	FT	FT%	REB	AST	TO	BL	ST	PTS
Mobile													
at WKU													
at Vanderbilt													
at Missouri St.													
at Iowa State													
at Iowa	17	2-7	.286	2-5	.400	0-0	.000	3	1	0	0	1	6
NC Central													
Tuskegee	5	1-1	1.000	1-1	1.000	0-0	.000	0	0	1	0	0	3
North Alabama													
at Dayton	11	1-5	.200	1-4	.250	0-0	.000	1	2	0	0	0	3
Samford													
at Pepperdine													
at Texas													
at Texas Tech	3	0-0	.000	0-0	.000	0-0	.000	1	1	0	0	0	0
at MVSU	10	1-2	.500	1-2	.500	0-0	.000	1	0	1	0	0	3
at UAPB	8	1-2	.500	0-1	.000	0-0	.000	0	1	1	0	0	2
Jackson State	2	0-0	.000	0-0	.000	0-0	.000	0	0	0	0	0	0
Alcorn State	2	0-0	.000	0-0	.000	0-0	.000	0	0	0	0	0	0
Alabama A&M	4	0-0	.000	0-0	.000	0-0	.000	1	0	0	0	0	0
at PVAMU													
at Texas Southern													
vs. B-CU													
Florida A&M													
at Grambling St.													
at Southern													
UAPB													
MVSU													
at Florida A&M													
at B-CU													
at Alabama A&M													
Southern													
Grambling St.													

MCCLELLAND'S CAREER STATISTICS

Opponent	GP-GS	MIN-AVG	FG-A	PCT	3PT-A	PCT	FT-A	PCT	OFF-DEF-TOT	AVG	PF	A	AST/G	TO	BLK	STL	PTS	AVG
2019-20 (TSU)	12-0	30-2.5	4-17	.235	3-12	.250	1-2	.500	0-1-1	0.1	2	0	0.0	1	0	2	12	1.0
2020-21 (TSU)	10-0	43-4.3	5-15	.333	2-11	.182	2-3	.667	0-5-5	0.5	5	1	0.1	1	0	2	14	1.4
2021-22	9-0	63-7.0	6-17	.353	5-13	.385	0-0	.000	2-5-7	0.8	9	5	0.6	3	0	1	17	1.9
TOTALS	**31-0**	**138-4.4**	**15-49**	**.306**	**10-36**	**.278**	**3-5**	**.600**	**2-10-12**	**0.4**	**16**	**6**	**0.2**	**5**	**0**	**5**	**43**	**1.4**

24 - ISAIAH RANGE

G /// 6-3 /// 215 /// SOPHOMORE /// TR
CEDAR HILL, TX (TARLETON STATE)

CAREER HIGHS

Points: 21, vs. Cameron (2/8/20)
Field Goals: 10, vs. Cameron (2/8/20)
Field Goals Attempted: 16, vs. Cameron (2/8/20)
3-Pt Field Goals: 3, vs. Alabama A&M (1/15/22)
3-Pt Field Goals Attempted: 6, at WKU (11/9/21)
Free Throws: 6, vs. Western New Mexico (1/18/20)
Free Throws Attempted: 6, vs. W. New Mexico (1/18/20)
Rebounds: 11, vs. St. Edward's (3/6/20)
Assists: 4, vs. Western New Mexico (1/18/20)
Steals: 4, at St. Edward's (1/30/20)
Blocks: 2, two times
Turnovers: 7, at Texas Tech (12/28/21)
Minutes Played: 38, at MVSU (1/3/21)

MISCELLANEOUS

	21-22	ASU CAREER
Double-Figure Points	7	7
Double-Figure Rebounds	1	1
Double-Doubles	1	1
5+ Assists	--	--
Led team in Points	--	--
Led team in Rebounds	1	1
Led team in Blocks	2	2
Led team in Assists	2	2

RANGE NOTEBOOK

- Transfer from Tarleton State.
- Scored 14 points off the bench against WKU (11/9/21) and grabbed four rebounds.
- Recorded his first double-double against Iowa State (11/16/21) with 15 points and 10 rebounds.

2021-22 GAME-BY-GAME

Opponent	MIN	FG	FG%	3-PT	3PT%	FT	FT%	REB	AST	TO	BL	ST	PTS
Mobile	24	4-10	.400	2-5	.400	0-0	.000	5	3	4	0	0	10
at WKU	30	6-13	.462	2-6	.333	0-0	.000	4	2	6	1	0	14
at Vanderbilt	19	4-7	.571	1-2	.500	0-0	.000	3	2	2	0	2	9
at Missouri State	31	2-9	.222	1-4	.250	0-0	.000	6	0	6	0	2	5
at Iowa State	29	7-13	.538	0-3	.000	1-4	.250	10	3	5	0	1	15
at Iowa	14	1-2	.500	1-2	.500	0-0	.000	1	1	1	1	0	3
NC Central	34	5-10	.500	1-4	.250	0-0	.000	2	1	2	0	0	11
Tuskegee	13	4-5	.800	0-1	.000	1-1	1.000	2	1	3	1	0	9
North Alabama	32	4-12	.333	0-2	.000	1-3	.333	4	2	1	1	1	9
at Dayton	2	1-5	.200	0-2	.000	2-2	1.000	2	2	2	0	0	4
Samford	30	3-7	.429	1-3	.333	2-2	1.000	9	2	1	1	1	9
at Pepperdine	31	4-11	.364	1-2	.500	0-1	.000	7	1	1	0	1	9
at Texas	19	2-3	.667	0-0	.000	0-0	.000	2	0	1	0	1	4
at Texas Tech	20	0-3	.000	0-2	.000	0-0	.000	5	1	7	0	1	0
at MVSU	38	7-11	.636	2-4	.500	0-0	.000	8	2	0	1	0	16
at UAPB	31	4-9	.444	1-3	.333	0-0	.000	4	2	2	1	2	9
Jackson State	23	4-8	.500	0-2	.000	2-3	.667	3	0	0	1	2	10
Alcorn State													
Alabama A&M	30	4-10	.400	3-5	.600	0-0	.000	4	1	1	1	0	11
at PVAMU													
at Texas Southern													
vs. B-CU													
Florida A&M													
at Grambling St.													
at Southern													
UAPB													
MVSU													
at Florida A&M													
at B-CU													
at Alabama A&M													
Southern													
Grambling St.													

RANGE'S CAREER STATISTICS

Opponent	GP-GS	MIN-AVG	FG-A	PCT	3PT-A	PCT	FT-A	PCT	OFF-DEF-TOT	AVG	PF	A	AST/G	TO	BLK	STL	PTS	AVG
2019-20 (TARL)	30-20	711-23.7	117-237	.494	19-74	.257	28-53	.528	29-84-113	3.8	33	28	0.9	46	5	26	281	9.4
2021-22	17-11	452-26.6	62-138	.449	14-47	.298	9-16	.563	16-60-76	4.5	33	23	1.4	41	10	13	147	8.6
TOTALS	**47-31**	**1162-24.7**	**179-375**	**.477**	**33-121**	**.273**	**37-69**	**.536**	**44-144-189**	**4.0**	**66**	**51**	**1.1**	**87**	**15**	**39**	**428**	**9.1**

STATISTICS (EXCLUDES EXHIBITION GAMES)

2021-22 OVERALL STATISTICS

			Minutes	Total		3-pointers		Free Throws		Rebounds								
##	Player	GP-GS	Tot-Avg	FG-A	FG%	3FG-A	3PT%	FT-FTA	FT%	Off-Def-Tot	Avg	PF	A	TO	Stl	Blk	Pts	Avg
3	Liddell, Gerald	15-11	419-27.9	61-140	.436	13-31	.419	35-52	.673	17-56-73	4.9	49	25	28	18	14	170	11.3
0	Young, Trace	9-7	212-23.6	33-78	.423	13-43	.302	13-15	.867	3-32-35	3.9	17	10	26	6	7	92	10.2
20	Strawbridge, Kenny	17-17	500-29.4	62-145	.428	8-35	.229	27-47	.574	25-54-79	4.6	30	29	36	23	0	159	9.4
24	Range, Isaiah	16-10	437-27.3	58-133	.436	14-46	.304	8-15	.533	16-58-74	4.6	30	22	38	13	9	138	8.6
2	O'Neal, Jordan	16-13	407-25.4	47-93	.505	0-2	.000	35-53	.660	30-55-85	5.3	51	11	34	13	20	129	8.1
5	Reyna, Juan	15-9	329-21.9	34-96	.354	20-58	.345	17-19	.895	2-24-26	1.7	28	14	28	3	0	105	7.0
14	McCray, Christian	8-0	80-10.0	24-45	.533	5-8	.625	1-2	.500	6-9-15	1.9	4	1	4	1	0	54	6.8
4	Clark, E.J.	15-6	241-16.1	22-59	.373	8-19	.421	35-44	.795	1-14-15	1.0	24	25	16	13	1	87	5.8
1	Jackson, DJ	13-9	311-23.9	21-62	.339	5-19	.263	20-29	.690	8-24-32	2.5	23	28	30	18	0	67	5.2
11	Mitchell, Jayme	14-2	172-12.3	18-40	.450	3-15	.200	9-15	.600	3-19-22	1.6	18	5	14	6	4	48	3.4
15	Stewart, Kevion	8-0	63-7.9	6-28	.214	4-20	.200	8-10	.800	2-4-6	0.8	9	2	3	2	0	24	3.0
10	Barber, Michael	16-1	190-11.9	8-21	.381	0-1	.000	18-23	.783	19-32-51	3.2	21	5	14	8	8	34	2.1
23	McClelland, Ashton	8-0	58-7.3	5-16	.313	4-12	.333	0-0	.000	2-6-7	0.9	9	5	2	1	0	14	1.8
13	Clark, Kareem	1-0	6-6.0	0-2	.000	0-0	.000	0-0	.000	0-0-0	0.0	0	0	1	0	0	0	0.0
	Total	**17**	**3425**	**399-958**	**.416**	**97-309**	**.314**	**226-324**	**.698**	**179-414-593**	**34.9**	**313**	**182**	**293**	**125**	**63**	**1121**	**65.9**
	Opponents		**3425**	**450-1041**	**.432**	**139-420**	**.331**	**256-343**	**.746**	**212-424-636**	**37.4**	**285**	**256**	**236**	**140**	**75**	**1295**	**76.2**

2021-22 CONFERENCE STATISTICS

			Minutes	Total		3-pointers		Free Throws		Rebounds								
##	Player	GP-GS	Tot-Avg	FG-A	FG%	3FG-A	3PT%	FT-FTA	FT%	Off-Def-Tot	Avg	PF	A	TO	Stl	Blk	Pts	Avg
0	Young, Trace	1-0	16-16.0	6-13	.462	1-6	.167	2-2	1.000	1-1-2	2.0	1	1	3	0	0	15	15.0
20	Strawbridge, Kenny	5-5	158-31.6	23-49	.469	4-13	.308	13-19	.684	7-17-24	4.8	7	8	10	11	0	63	12.6
24	Range, Isaiah	4-4	125-31.3	19-38	.500	6-14	.429	2-3	.667	4-15-19	4.8	7	5	3	3	5	46	11.5
4	Clark, E.J.	5-5	134-26.8	11-32	.344	7-13	.538	28-34	.824	1-10-11	2.2	12	19	6	9	1	57	11.4
3	Liddell, Gerald	3-2	84-28.0	11-29	.379	2-5	.400	6-11	.545	4-12-16	5.3	9	4	3	1	1	30	10.0
1	Jackson, DJ	5-5	158-31.6	15-35	.429	3-9	.333	10-13	.769	5-11-16	3.2	7	14	14	6	0	43	8.6
2	O'Neal, Jordan	5-4	145-29.0	12-29	.414	0-1	.000	16-23	.696	9-21-30	6.0	13	7	13	4	5	40	8.0
11	Mitchell, Jayme	4-0	55-13.8	8-15	.533	2-5	.400	2-4	.500	1-4-5	1.3	7	1	3	1	1	20	5.0
5	Reyna, Juan	3-0	32-10.7	4-9	.444	3-6	.500	0-2	.000	0-2-2	0.7	3	2	2	0	0	11	3.7
10	Barber, Michael	5-0	60-12.0	3-7	.429	0-0	.000	5-6	.833	5-12-17	3.4	7	3	3	1	0	11	2.2
14	McCray, Christian	1-0	5-5.0	1-4	.250	0-0	.000	0-0	.000	0-2-2	2.0	2	0	0	0	0	2	2.0
23	McClelland, Ashton	5-0	28-5.6	2-4	.500	1-3	.333	0-0	.000	0-2-2	0.4	4	1	2	0	0	5	1.0
	Total	**5**	**1000**	**115-264**	**.436**	**29-75**	**.387**	**84-117**	**.718**	**58-123-181**	**36.2**	**79**	**65**	**70**	**36**	**13**	**343**	**68.6**
	Opponents		**1000**	**109-273**	**.399**	**35-102**	**.343**	**74-96**	**.771**	**53-109-162**	**32.4**	**89**	**65**	**67**	**35**	**21**	**327**	**65.4**

TEAM STATISTICS	ASU	OPP
SCORING		
Total Points	1121	1295
Points Per Game	65.9	76.2
Scoring Margin	-10.3	--
SHOOTING		
FG: Made-Attempted	399-958	450-1041
FG: Percentage	.416	.432
FG: Per Game	23.5	26.5
3PT: Made-Attempted	97-309	139-420
3PT: Percentage	.314	.331
3PT: Per Game	5.7	8.2
FT: Made-Attempted	226-324	256-343
FT: Percentage	.698	.746
FT: Per Game	13.3	15.1
REBOUNDING		
Total	593	636
Per Game	34.9	37.4
Margin	-2.5	--
ASSISTS		
Total	182	256
Per Game	10.7	15.1
TURNOVERS		
Total	293	236
Per Game	17.2	13.9
Margin	-3.3	--
Assist/Turnover Ratio	0.6	1.1
Points Off Turnovers	14.5	17.9

STEALS		
Total	125	140
Per Game	7.4	8.2
BLOCKS		
Total	63	75
Per Game	3.7	4.4
ATTENDANCE		
Total	3632	73879
Per Game	6-605	11-6,716

2021-22 GAME-BY-GAME STATISTICS (EXCLUDES EXHIBITION GAMES)

Opponent	Date	Score	w/l	fgm/a	pct	3fg/a	pct	ftm/a	pct	off-def-tot	avg	ast	to	blk	stl	pts	avg
Alabama State	11.9.21	74-79	L	28-58	.483	9-22	.409	9-11	.818	8-29-37	37.0	14	23	5	6	74	74.0
at WKU				28-64	.438	6-19	.316	17-30	.567	14-23-37	37.0	13	17	4	9	79	79.0
Alabama State	11.10.21	72-91	L	26-52	.500	6-19	.316	14-17	.824	6-22-28	32.5	7	24	5	8	72	73.0
at Vanderbilt				29-64	.453	8-28	.286	25-33	.758	17-21-38	37.5	17	15	3	11	91	85.0
Alabama State	11.13.21	60-78	L	24-62	.387	4-19	.211	8-12	.667	9-24-33	32.7	6	16	4	7	60	68.7
at Missouri State				27-63	.429	8-30	.267	16-19	.842	13-31-44	39.7	13	14	7	9	78	82.7
Alabama State	11.16.21	60-68	L	25-57	.439	4-15	.267	6-12	.500	12-32-44	35.5	10	23	7	6	60	66.5
at Iowa State				26-70	.371	1-20	.050	15-19	.789	13-23-36	38.8	13	8	6	12	68	79.0
Alabama State	11.18.21	82-108	L	29-59	.492	11-24	.458	13-19	.684	7-20-27	33.8	17	14	2	8	82	69.6
at Iowa State				38-73	.521	20-44	.455	12-16	.750	18-26-44	39.8	28	10	2	7	108	84.8
North Carolina Central	11.20.21	80-74	W	27-71	.380	4-25	.160	16-25	.640	10-23-33	38.7	11	16	2	7	74	83.0
at Alabama State				27-62	.435	7-20	.350	19-28	.679	14-31-45	35.7	14	19	5	9	80	71.3
Tuskegee	11.22.21	91-65	W	24-57	.421	6-26	.231	11-21	.524	9-21-30	37.4	9	21	3	10	65	80.4
at Alabama State				31-58	.534	7-17	.412	22-38	.579	11-29-40	36.3	19	14	4	12	91	74.1
North Alabama	11.28.21	69-81	L	28-63	.444	14-28	.500	11-14	.786	10-20-30	37.4	16	13	5	2	81	82.7
at Alabama State				25-60	.417	1-8	.125	18-26	.692	15-23-38	36.0	5	18	5	6	69	71.0
Alabama State	12.1.21	54-93	L	19-54	.352	5-17	.294	11-15	.733	10-20-30	35.3	13	17	5	1	54	68.9
at Dayton				30-63	.476	10-21	.476	23-27	.852	15-28-43	38.1	16	8	2	10	93	84.0
Samford	12.8.21	64-74	L	26-68	.382	7-28	.250	15-23	.652	20-34-54	39.9	11	20	4	8	74	82.9
at Alabama State				21-65	.323	4-32	.125	18-25	.720	12-27-39	35.7	8	14	7	10	64	68.3
Alabama State	12.11.21	62-79	L	24-65	.369	4-16	.250	10-17	.588	12-21-33	35.4	9	12	0	9	62	67.7
at Pepperdine				29-55	.527	10-24	.417	11-15	.733	8-33-41	40.0	21	18	8	5	79	82.5
Alabama State	12.22.21	48-68	L	18-49	.367	5-15	.333	7-11	.636	7-21-28	34.7	6	20	3	9	48	65.9
at Texas				24-57	.421	7-24	.292	13-14	.929	13-24-37	39.7	13	12	7	10	68	81.2
Alabama State	12.28.21	53-75	L	18-51	.353	8-27	.296	9-14	.643	9-21-30	34.3	8	23	2	11	53	64.8
at Texas Tech				29-57	.509	9-27	.333	8-12	.667	8-29-37	39.5	19	18	4	15	75	80.7
Alabama State	1.3.22	84-75	W	29-54	.537	7-13	.538	19-28	.679	9-30-39	34.7	17	13	1	7	84	66.3
at Mississippi Valley State				26-58	.448	13-27	.481	10-19	.526	8-21-29	38.7	16	14	4	5	75	80.2
Alabama State	1.5.22	68-70	L	27-55	.491	7-19	.368	7-14	.500	12-21-33	34.6	14	15	2	8	68	66.4
at Mississippi Valley State				22-54	.407	8-22	.364	18-20	.900	13-19-32	38.2	14	10	2	13	70	79.5
Jackson State	1.8.22	72-57	W	17-55	.309	2-21	.095	21-26	.808	15-22-37	38.1	8	15	5	4	57	78.0
at Alabama State				20-45	.444	2-8	.250	30-36	.833	7-23-30	34.3	11	11	3	8	72	66.8
Alcorn State	1.10.22	60-70	L	23-44	.523	9-15	.600	15-18	.833	4-31-35	37.9	15	20	5	8	70	77.5
at Alabama State				19-56	.339	6-16	.375	16-24	.667	12-20-32	34.1	14	13	2	8	60	66.4
Alabama A&M	1.15.22	59-55	W	21-62	.339	3-17	.176	10-13	.769	13-16-29	37.4	12	8	5	5	55	76.2
at Alabama State				20-54	.370	7-19	.368	12-15	.800	18-29-47	34.9	9	18	5	5	59	65.9
Total				**399-958**	**.416**	**97-309**	**.314**	**226-324**	**.698**	**179-414-593**	**34.9**	**182**	**293**	**63**	**125**	**1121**	**65.9**
Opponenets				**450-1041**	**.432**	**139-420**	**.331**	**256-343**	**.746**	**212-424-636**	**37.4**	**256**	**236**	**75**	**140**	**1295**	**76.2**

2021-22 GAME-BY-GAME STATISTICS (EXCLUDES EXHIBITION GAME AGAINST MOBILE)

ALABAMA STATE GAME HIGHS

Points	91	vs. Tuskegee (11/22/2021)
Field Goals Made	31	vs. Tuskegee (11/22/2021)
Field Goal Attempts	65	at Pepperdine (12/11/2021)
		vs. Samford (12/8/2021)
Field Goal Percentage	.537 (29-54)	at Mississippi Valley State (1/3/2022)
3-Point Field Goals Made	11	at Iowa (11/18/2021)
3-Point Field Goals Attempted	32	vs. Samford (12/8/2021)
3-Point Field Goal Percentage	.538 (7-13)	at Mississippi Valley State (1/3/2022)
Free Throws Made	30	vs. Jackson State (1/8/2022)
Free Throw Attempts	38	vs. Tuskegee (11/22/2021)
Free Throw Percentage	.833 (30-36)	vs. Jackson State (1/8/2022)
Rebounds	47	vs. Alabama A&M (1/15/2022)
Assists	19	vs. Tuskegee (11/22/2021)
Steals	12	vs. Tuskegee (11/22/2021)
Blocks	7	vs. Samford (12/8/2021)
		at Iowa State (11/16/2021
Turnovers	24	at Vanderbilt (11/10/2021)
Fouls	27	at WKU (11/9/2021)

OPPONENT GAME HIGHS

Points	108	Iowa (11/18/2021)
Field Goals Made	38	Iowa (11/18/2021)
Field Goal Attempts	73	Iowa (11/18/2021)
Field Goal Percentage	.527 (29-55)	Pepperdine (12/11/2021)
3-Point Field Goals Made	20	Iowa (11/18/2021)
3-Point Field Goals Attempted	44	Iowa (11/18/2021)
3-Point Field Goal Percentage	.600 (9-15)	Alcorn State (1/10/2022)
Free Throws Made	25	Vanderbilt (11/10/2021)
Free Throw Attempts	33	Vanderbilt (11/10/2021)
Free Throw Percentage	.852 (23-27)	Dayton (12/1/2021)
Rebounds	54	Samford (12/8/2021)
Assists	28	Iowa (11/18/2021)
Steals	15	Texas Tech (12/28/2021)
Blocks	8	Pepperdine (12/11/2021)
Turnovers	21	Tuskegee (11/22/2021)
Fouls	25	Jackson State (1/8/2022)

ALABAMA STATE INDIVIDUAL GAME HIGHS

Points	27	Kenny Strawnbridge at MVSU (1/3/2022)
Field Goals Made	11	Kenny Strawbridge at MVSU (1/3/2022)
Field Goal Attempts	17	Gerald Liddell vs. North Carolina Central (11/20/2021)
Field Goal Percentage	1.000 (5-5)	Jayme Mitchell at UAPB (1/5/2022)
3-Point Field Goals Made	4	E.J. Clark at UAPB (1/5/2022)
		Kenny Strawbridge at MVSU (1/3/2022)
		Trace Young at Texas Tech (12/28/2021)
		Juan Reyna vs. North Carolina Central (11/20/2021)
		Christian McCray at Iowa (11/18/2021)
3-Point Field Goals Attempted	11	Juan Reyna vs. Samford (12/8/2021)
3-Point Field Goal Percentage	1.000 (2-2)	E.J. Clark vs. Alabama A&M (1/5/2022)
		Gerald Liddell at WKU (11/9/2021)
Free Throws Made	11	Kenny Strawbridge vs. Jackson State (1/8/2022)
Free Throw Attempts	12	Jordan O'Neal vs. North Carolina Central (11/20/2021)
Free Throw Percentage	1.000 (11-11)	Kenny Strawbridge vs. Jackson State (1/8/2022)
	1.000 (8-8)	E.J. Clark vs. Jackson State (1/8/2022)
	1.000 (6-6)	Juan Reyna at WKU (11/9/2021)
	1.000 (4-4)	DJ Jackson at MVSU (1/3/2022)
	1.000 (4-4)	Juan Reyna vs. Samford (12/8/2021)
	1.000 (4-4)	Jayme Mitchell at Vanderbilt (11/10/2021)
	1.000 (3-3)	Juan Reyna vs. North Alabama (11/28/2021)
	1.000 (3-3)	Trace Young at Iowa (11/18/2021)
Rebounds	14	Jordan O'Neal vs. North Carolina Cental (11/20/2021)
Assists	7	E.J. Clark at MVSU (1/2/2022)
Steals	4	Gerald Liddell at Texas Tech (12/28/2021)
		Gerald Liddell vs. North Carolina Central (11/20/2021)
Blocks	4	Jordan O'Neal vs. Alabama A&M (1/15/2022)
		Gerald Liddell vs. Samford (12/8/2021)
		Jordan O'Neal at Dayton (12/1/2021)
		Gerald Liddell vs. North Carolina Central (11/20/2021)
Turnovers	8	Trace Young at Texas (12/22/2021)
Fouls	5	Ten players tied at

OPPONENT INDIVIDUAL GAME HIGHS

Points	31	Isiaih Mosley, Missouri State (11/13/2021)
Field Goals Made	12	Isiaih Mosley, Missouri State (11/13/2021)
Field Goal Attempts	22	Devin Booker, Tuslkegee (11/22/2021)
		Randy Miller, Jr., North Carolina Central (11/20/2021)
		Isiaih Mosley, Missouri State (11/13/2021)
Field Goal Percentage	.714 (5-7)	Jaylen Butz, WKU (11/9/2021)
3-Point Field Goals Made	6	Caleb Hunter, MVSU (1/3/2022)
3-Point Field Goals Attempted	12	Garrett Hicks, Alabama A&M (1/15/2022)
		Devin Booker, Tuskegee (11/22/2021)
		Payton Sandfort, Iowa (11/18/2021)
3-Point Field Goal Percentage	1.000 (2-2)	Lenell Henry, Alcorn State (1/10/2022)
	1.000 (2-2)	Sardaar Calhoun, Texas Tech (12/28/2021)
	1.000 (2-2)	Joe Toussaint, Iowa (11/18/2021)
	1.000 (2-2)	Sherman Brashear, WKU (11/9/2021)
Free Throws Made	9	Tyrese Hunter, Iowa State (11/16/2021)
Free Throw Attempts	11	Jermaine Marshall, Samford (12/8/2021)
Free Throw Percentage	1.000 (8-8)	Chance Moore, Jackson State (1/8/2022)
	1.000 (8-8)	Malachi Smith, Dayton (12/1/2021)
	1.000 (7-7)	Shawn Williams, UAPB (1/5/2022)
	1.000 (4-4)	Terrance Lewis, Jackson State (1/8/2022)
	1.000 (4-4)	Timmy Allen, Texas (12/22/2021)
	1.000 (3-3)	Isiaih Mosley, Missouri State (11/13/2021)
Rebounds	14	Gaige Prim, MIssouri State (11/13/2021)
Assists	11	Joe Toussaint, Iowa (11/18/2021)
Steals	5	Malachi Smith, Dayton (12/1/2021)
Blocks	5	Gaige Prim, Missouri State (11/13/2021)
Turnovers	6	Justin Thomas, Alcorn State (1/10/2022)
		Chance Moore, Jackson State (1/8/2022)
Fouls	5	Six players tied

GAME RECAPS

GAME 1 (EXHIBTION)
Alabama State 72, Mobile 47
November 4, 2021

MOBILE, Ala. | Alabama State used a balanced scoring attack to pull away from Mobile 72-47 in an exhibition contest at the Dunn-Oliver Acadome on Thursday night.

The Hornets had four players in double figures led by Trace Young (Owensboro, Ky.) and Jordan O'Neal (Mobile, Ala.) with 12 points each in the win. Young finished with a team-high seven rebounds and four steals in his first game in a Hornet uniform, while O'Neal finished with six rebounds and a pair of blocked shots.

Meanwhile, Isaiah Range (Cedar Hill, Texas) and Michael Barber (Jackson, Miss.) each added 10 points for Alabama State, with Barber collecting seven rebounds. Range added five rebounds and three assists in the win.

Alabama State shot 55.2 (16-of-29) percent from the floor in the second half to pull away from the Rams who had drawn to within 12 at the break. They ended the night shooting 50.9 (28-of-55) percent from the floor and 25.0 (4-of-16) percent from beyond the arc, while hitting 75.0 (12-of-16) percent from the free throw line.

The Hornets won every statistical category apart from second chance points (14-13), outrebounding Mobile 45-30 and added a 19-2 advantage on fast break points. The largest lead of the night for Alabama State was 27 with 9:11 remaining in the game, while went on a 12-0 scoring run midway through the first half to widen the margin.

Mobile was led by Sage McKenna with 14 points on the night.

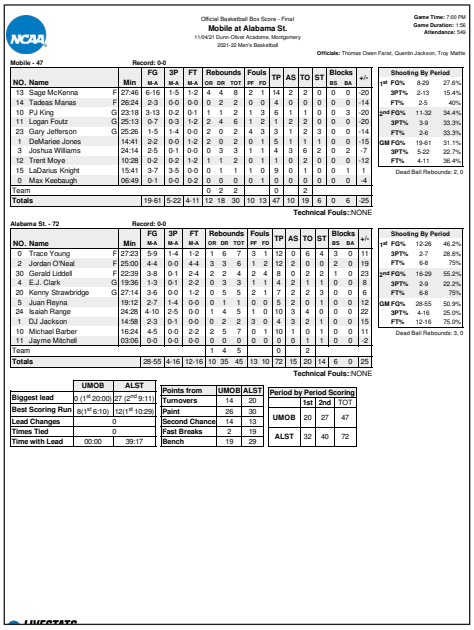

Official Basketball Box Score - Final
Mobile at Alabama St.
11/04/21 Dunn-Oliver Acadome, Montgomery
2021-22 Men's Basketball

Game Time: 7:00 PM
Game Duration: 1:56
Attendance: 546

Officials: Thomas Owen Farist, Quentin Jackson, Troy Mathis

Mobile - 47 Record: 0-0

NO.	Name		Min	FG M-A	3P M-A	FT M-A	Rebounds OR	DR	TOT	Fouls PF	FD	TP	AS	TO	ST	Blocks BS	BA	+/-
13	Sage McKenna	F	27:46	6-16	1-5	1-2	4	4	8	2	1	14	2	2	0	0	0	-20
14	Tadeas Manais	F	26:24	2-3	0-0	0-0	0	2	2	0	0	4	0	0	0	0	0	-14
10	PJ King	G	23:18	3-13	0-2	0-1	1	1	2	1	3	6	1	1	0	0	3	-20
11	Logan Foutz	G	25:13	0-7	0-3	1-2	2	4	6	1	2	1	2	2	0	0	0	-20
23	Gary Jefferson		25:26	1-5	1-4	0-0	2	0	2	4	3	3	1	2	3	0	0	-14
1	DeMarlee Jones		14:41	2-2	0-0	1-2	2	0	2	0	1	5	1	1	1	0	0	-15
3	Joshua Williams		24:14	2-5	0-1	0-0	0	3	3	1	1	4	3	6	2	0	2	-7
12	Trent Moye		10:28	0-2	0-2	1-2	1	1	2	0	1	1	0	2	0	0	0	-12
15	LaDarius Knight		15:41	3-7	3-5	0-0	0	1	1	1	0	9	0	1	0	0	1	1
0	Max Keebaugh		06:49	0-1	0-0	0-2	0	0	0	0	1	0	0	0	0	0	0	-4
Team							0	2	2				0		2			
Totals				19-61	5-22	4-11	12	18	30	10	13	47	10	19	6	0	6	-25

Technical Fouls:: NONE

Shooting By Period		
1st FG%	12-26	46.2%
3PT%	2-7	28.6%
FT%	6-8	75%
2nd FG%	16-29	55.2%
3PT%	2-9	22.2%
FT%	6-8	75%
GM FG%	28-55	50.9%
3PT%	4-16	25.0%
FT%	12-16	75.0%

Dead Ball Rebounds: 3, 0

Alabama St. - 72 Record: 0-0

NO.	Name		Min	FG M-A	3P M-A	FT M-A	Rebounds OR	DR	TOT	Fouls PF	FD	TP	AS	TO	ST	Blocks BS	BA	+/-
0	Trace Young	F	27:23	5-9	1-4	1-2	1	6	7	3	1	12	0	6	4	3	0	11
2	Jordan O'Neal	F	25:00	4-4	0-0	4-4	3	3	6	1	2	12	2	0	0	2	0	19
30	Gerald Liddell	F	22:39	3-8	0-1	2-4	2	2	4	2	4	8	0	2	2	1	0	23
4	E.J. Clark	G	19:36	1-3	0-1	2-2	0	3	3	1	1	4	2	1	1	0	0	8
20	Kenny Strawbridge	G	27:14	3-6	0-0	1-2	0	5	5	2	1	7	2	2	3	0	0	6
5	Juan Reyna		19:12	2-7	1-4	0-0	0	1	1	0	0	5	2	0	1	0	0	12
24	Isaiah Range		24:28	4-10	2-5	0-0	1	4	5	1	0	10	3	4	0	0	0	22
1	DJ Jackson		14:58	2-3	0-1	0-0	0	2	2	3	0	4	3	2	1	0	0	15
10	Michael Barber		16:24	4-5	0-0	2-2	2	5	7	0	1	10	1	0	1	0	0	11
11	Jayme Mitchell		03:06	0-0	0-0	0-0	0	0	0	0	0	0	0	1	1	0	0	-2
Team							1	4	5				0		2			
Totals				28-55	4-16	12-16	10	35	45	13	10	72	15	20	14	6	0	25

Technical Fouls:: NONE

Shooting By Period		
1st FG%	16-29	55.2%
3PT%	2-9	22.2%
FT%	6-8	75%
2nd FG%	12-26	46.2%
3PT%	2-7	28.6%
FT%	6-8	75%
GM FG%	28-55	50.9%
3PT%	4-16	25.0%
FT%	12-16	75.0%

Dead Ball Rebounds: 3, 0

	UMOB	ALST
Biggest lead	0 (1st 20:00)	27 (2nd 9:11)
Best Scoring Run	8 (1st 6:10)	12 (1st 10:29)
Lead Changes	0	
Times Tied	0	
Time with Lead	00:00	39:17

Points from	UMOB	ALST
Turnovers	14	20
Paint	26	30
Second Chance	14	13
Fast Breaks	2	19
Bench	19	29

Period by Period Scoring	1st	2nd	TOT
UMOB	20	27	47
ALST	32	40	72

LIVESTATS

GAME 2
WKU 79, Alabama State 74
November 9, 2021

BOWLING GREEN, Ky. | Trace Young (Owensboro, Ky.) narrowly missed a double-double at E.A. Diddle Arena on Tuesday night, but it wasn't enough to overcome a late Western Kentucky run as the Hilltoppers were able to escape with a 79-74 victory.

Young finished with a game-high 23 points on 56.3 (9-of16) percent shooting from the floor and grabbed nine rebounds in his debut for Alabama State, pacing three players in double figures for the Hornets. Juan Reyna (San Antonio, Texas) added 16 points in his collegiate debut, while Isaiah Range (Cedar Hill, Texas) added 14 points off the bench for the Hornets.

Alabama State (0-1) jumped ahead early and after WKU (1-0) tied the game at 5-all with 16:23 to play in the first half, they led until late in the second half. The Hilltoppers were able to take their first lead of the game with 4:02 remaining on one of their 17 free throws (out of 30 attempts) gave them a 64-63 lead. They were able to push the lead to seven (70-63) with 90 seconds to play before Alabama State trimmed it to four a pair of times.

The Hornets trimmed the lead to 75-72 with 21 seconds remaining on a pair of free throws by Reyna, one of nine (out of 11 attempts) by the Hornets. After WKU was able to extend the lead to 77-72, Alabama State answered with another two free throws by Reyna to get the deficit to 77-74 with nine seconds remaining before the Hilltoppers were able to put it away at the line.

Alabama State finished the night shooting 48.3 (28-of-58) percent from the floor and 40.9 (9-of-22) percent from beyond the arc, while WKU connected on 43.8 (28-of-64) percent from the floor and 31.6 (6-of-19) percent from beyond the arc.

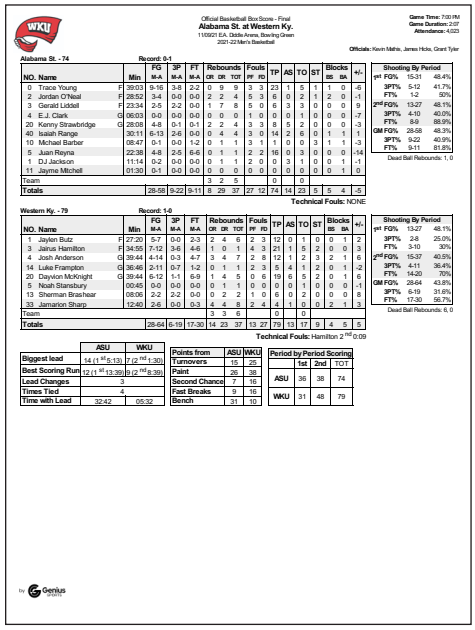

Official Basketball Box Score - Final
Alabama St. at Western Ky.
11/09/21 E.A. Diddle Arena, Bowling Green
2021-22 Men's Basketball

Game Time: 7:00 PM
Game Duration: 2:07
Attendance: 4,023

Officials: Kevin Mathis, James Hicks, Grant Tyler

Alabama St. - 74 Record: 0-1

NO.	Name		Min	FG M-A	3P M-A	FT M-A	Rebounds OR	DR	TOT	Fouls PF	FD	TP	AS	TO	ST	Blocks BS	BA	+/-
0	Trace Young	F	38:03	9-16	3-8	2-2	0	9	9	3	3	23	1	5	1	1	0	-6
2	Jordan O'Neal	F	28:52	3-4	0-0	0-0	2	2	4	5	3	6	0	2	1	2	0	-1
3	Gerald Liddell	F	23:34	2-5	2-2	0-0	1	7	8	5	0	6	3	3	0	0	0	9
4	E.J. Clark	G	06:03	0-0	0-0	0-0	0	0	0	1	0	0	0	1	0	0	0	-7
20	Kenny Strawbridge	G	28:08	4-8	0-1	0-1	2	2	4	3	3	8	5	2	0	0	0	-3
40	Isaiah Range		30:11	6-13	2-6	0-0	0	4	4	3	0	14	2	6	0	1	1	-1
10	Michael Barber		08:47	0-1	0-0	1-2	0	1	1	3	1	1	0	0	3	1	1	-3
5	Juan Reyna		22:38	4-8	2-5	6-6	0	1	1	2	2	16	0	3	0	0	0	-14
1	DJ Jackson		11:14	0-2	0-0	0-0	0	1	1	2	0	0	0	3	1	0	0	1	-1
11	Jayme Mitchell		01:39	0-1	0-0	0-0	0	0	0	0	0	0	0	0	0	0	1	0	2
Team							3	2	5				0		0			
Totals				28-58	9-22	9-11	8	29	37	27	12	74	14	23	5	5	4	5	-5

Technical Fouls: NONE

Shooting By Period		
1st FG%	15-31	48.4%
3PT%	5-12	41.7%
FT%	1-2	50%
2nd FG%	13-27	48.1%
3PT%	4-10	40.0%
FT%	8-9	88.9%
GM FG%	28-58	48.3%
3PT%	9-22	40.9%
FT%	9-11	81.8%

Dead Ball Rebounds: 1, 0

Western Ky. - 79 Record: 1-0

NO.	Name		Min	FG M-A	3P M-A	FT M-A	Rebounds OR	DR	TOT	Fouls PF	FD	TP	AS	TO	ST	Blocks BS	BA	+/-
1	Jaylen Butz	F	27:20	5-7	0-0	2-3	2	4	6	2	3	12	0	1	0	0	1	2
3	Jalnus Hamilton	F	34:55	7-12	3-6	4-6	1	0	1	4	3	21	1	5	2	0	0	3
4	Josh Anderson	G	39:44	4-14	0-3	4-7	3	4	7	2	8	12	1	2	3	2	1	6
14	Luke Frampton	G	36:46	2-11	0-7	1-2	0	1	1	2	3	5	4	1	2	0	1	-2
20	Dayvion McKnight	G	39:44	6-12	1-1	6-9	1	4	5	0	6	19	6	5	2	0	1	6
5	Noah Stansbury		00:45	0-0	0-0	0-0	0	1	1	0	0	0	0	1	0	0	0	-1
13	Sherman Brashear		08:06	2-2	2-2	0-0	0	2	2	1	0	6	0	2	0	0	0	8
33	Jamarion Sharp		12:40	2-6	0-0	0-3	4	4	8	2	4	4	1	0	0	2	1	3
Team							3	3	6			0		0				
Totals				28-64	6-19	17-30	14	23	37	13	27	79	13	17	9	4	5	5

Technical Fouls: Hamilton 2nd 0:09

Shooting By Period		
1st FG%	13-27	48.1%
3PT%	2-8	25.0%
FT%	3-10	30%
2nd FG%	15-37	40.5%
3PT%	4-11	36.4%
FT%	14-20	70%
GM FG%	28-64	43.8%
3PT%	6-19	31.6%
FT%	17-30	56.7%

Dead Ball Rebounds: 6, 0

	ASU	WKU
Biggest lead	14 (1st 5:13)	7 (2nd 1:30)
Best Scoring Run	12 (1st 13:39)	9 (2nd 8:39)
Lead Changes	3	
Times Tied	4	
Time with Lead	32:42	05:32

Points from	ASU	WKU
Turnovers	15	25
Paint	26	38
Second Chance	7	16
Fast Breaks	9	16
Bench	31	10

Period by Period Scoring	1st	2nd	TOT
ASU	36	38	74
WKU	31	48	79

by Genius Sports

GAME 3
Vanderbilt 91, Alabama State 72
November 10, 2021

NASHVILLE, Tenn. | Despite shooting 50 percent from the floor Wednesday night, Alabama State couldn't withstand a pair of runs by Vanderbilt falling to the Commodores 91-72 on Wednesday night.

Alabama State (0-2), playing their second road game in as many days, outshot the Commodores from the floor despite taking eight less shots on the night. The Hornets hit 50 (26-of-52) percent from the floor and 31.6 (6-of-19) percent from beyond the arc.

They also connected on 82.4 (14-of-17) percent from the free throw line, but it was the turnovers and a big first half run that put room between the two teams. Alabama State was forced into 24 turnovers and gave up a 10-0 run early in the first, scored all by Myles Stute to extend the Commodores lead to 22-12 with 10:31 remaining in the first half.

The Hornets battled back but Vanderbilt (1-0) pushed the lead to 15 at the break and Alabama State was unable to recover.

Trace Young (Owensboro, Ky.) led Alabama State with 11 points, while Jordan O'Neal (Mobile, Ala.) and Juan Reyna (San Antonio, Texas) added 10 in the loss. Isaiah Range (Cedar Hill, Texas) added nine off the bench, while Jayme Mitchell (Jackson, Miss.) and Christian McCray (Las Vegas, Nev.) added eight each.

Jordan Wright led Vanderbilt with 16 points, while Jamaine Mann recorded a double-double with 15 points and 10 rebounds. Scotty Pippen, Jr. added 15 and Stute 13 in the win. Vanderbilt finished the night shooting 45.3 (29-of-64) percent from the floor and 28.6 (8-of-28) percent from beyond the arc.

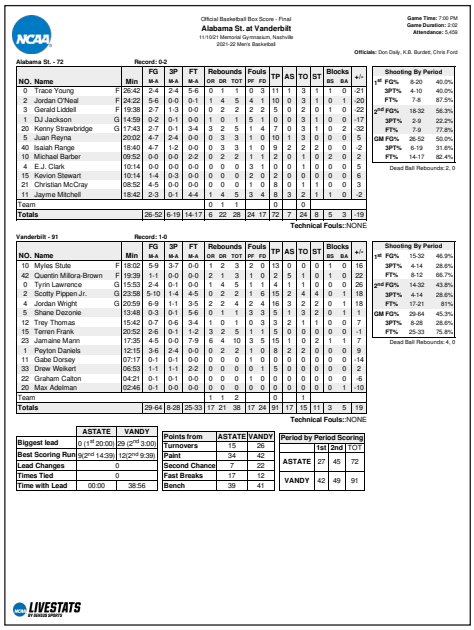

Official Basketball Box Score - Final
Alabama St. at Vanderbilt
11/10/21 Memorial Gymnasium, Nashville
2021-22 Men's Basketball

Game Time: 7:00 PM
Game Duration: 2:02
Attendance: 5,459

Officials: Don Daily, K.B. Burdett, Chris Ford

Alabama St. - 72 Record: 0-2

NO.	Name		Min	FG M-A	3P M-A	FT M-A	Rebounds OR	DR	TOT	Fouls PF	FD	TP	AS	TO	ST	Blocks BS	BA	+/-
0	Trace Young	F	26:42	2-4	2-4	5-6	0	1	1	0	5	11	1	3	1	1	0	-21
2	Jordan O'Neal	F	24:22	5-6	0-0	0-1	1	4	5	4	1	10	0	3	1	0	1	-20
3	Gerald Liddell	F	19:38	2-7	1-3	0-0	0	2	2	2	2	5	0	2	0	1	0	-22
1	DJ Jackson	G	14:59	0-2	0-1	0-0	1	0	1	5	1	0	0	3	1	0	0	-17
20	Kenny Strawbridge	G	17:43	2-7	0-1	3-4	0	3	3	2	5	7	4	7	0	3	1	0	-32
5	Juan Reyna		20:02	4-7	2-4	0-0	0	3	3	1	0	10	1	3	0	0	0	5	-5
40	Isaiah Range		18:40	4-7	1-2	0-0	0	3	3	1	0	9	2	2	2	0	0	2	-2
10	Michael Barber		09:52	0-0	0-0	2-2	0	2	2	1	1	2	0	1	0	2	0	2	-2
4	E.J. Clark		10:14	0-0	0-0	0-0	0	0	0	3	1	0	0	1	0	0	0	5	5
15	Kevion Stewart		10:14	1-4	0-3	0-0	0	0	0	2	0	2	0	0	0	0	0	6	6
21	Christian McCray		08:52	4-5	0-0	0-0	0	0	0	1	0	8	0	1	1	0	0	3	3
11	Jayme Mitchell		18:42	2-3	0-1	4-4	1	4	5	3	4	8	3	2	1	1	0	-2	-2
Team							0	1	1				0		0				
Totals				26-52	6-19	14-17	6	22	28	24	17	72	7	24	8	5	3	-19	

Technical Fouls:: NONE

Shooting By Period		
1st FG%	15-32	46.9%
3PT%	4-14	28.6%
FT%	8-12	66.7%
2nd FG%	14-32	43.8%
3PT%	4-14	28.6%
FT%	17-21	81%
GM FG%	29-64	45.3%
3PT%	8-28	28.6%
FT%	25-33	75.8%

Dead Ball Rebounds: 4, 0

Vanderbilt - 91 Record: 1-0

NO.	Name		Min	FG M-A	3P M-A	FT M-A	Rebounds OR	DR	TOT	Fouls PF	FD	TP	AS	TO	ST	Blocks BS	BA	+/-
10	Myles Stute	F	18:02	5-9	3-7	0-0	1	2	3	2	0	13	0	0	0	1	0	16
42	Quentin Millora-Brown	F	19:39	1-1	0-0	0-0	2	1	3	1	0	2	5	1	0	1	0	22
0	Tyrin Lawrence	G	15:53	2-4	0-1	0-0	1	4	5	1	1	4	1	1	0	0	0	26
2	Scotty Pippen Jr.	G	23:58	5-10	1-4	4-5	0	2	2	1	6	15	2	4	4	0	1	18
4	Jordan Wright	G	20:59	6-9	1-1	3-5	2	2	4	2	4	16	3	2	2	0	1	18
5	Shane Dizonno		13:48	0-3	0-1	5-6	0	1	1	3	3	5	1	3	2	0	1	1
12	Troy Thomas		15:42	0-7	0-6	3-4	1	0	1	0	3	3	2	1	1	0	0	7
15	Tamin Frank		20:52	2-6	0-1	1-2	3	2	5	1	1	5	0	0	0	0	0	-1
23	Jamaine Mann		17:35	4-5	0-0	7-9	6	4	10	3	5	15	1	0	2	0	1	7
1	Peyton Daniels		12:15	3-6	2-4	0-0	0	2	2	1	0	8	2	2	0	0	0	9
11	Gabe Dorsey		07:17	0-1	0-1	0-0	0	0	0	1	0	0	0	0	0	0	0	-14
33	Drew Weikert		06:53	1-1	1-1	2-2	0	0	0	0	1	5	0	0	0	0	0	2
22	Graham Calton		04:21	0-1	0-1	0-0	0	0	0	0	1	0	0	0	0	0	0	-6
20	Max Adelman		02:46	0-1	0-0	0-0	0	0	0	0	0	0	0	0	0	0	1	-10
Team							1	2	3				0		1			
Totals				29-64	8-28	25-33	17	21	38	17	24	91	17	15	11	3	5	19

Technical Fouls:: NONE

	ASTATE	VANDY
Biggest lead	0 (1st 20:00)	29 (2nd 3:00)
Best Scoring Run	9(2nd 14:39)	12(2nd 9:39)
Lead Changes	0	
Times Tied	0	
Time with Lead	00:00	38:56

Points from	ASTATE	VANDY
Turnovers	15	26
Paint	34	42
Second Chance	7	22
Fast Breaks	17	12
Bench	39	41

Period by Period Scoring	1st	2nd	TOT
ASTATE	27	45	72
VANDY	42	49	91

LIVESTATS BY GENIUS SPORTS

GAME RECAPS

GAME 4
Missouri State 78, Alabama State 60
November 13, 2021

SPRINGFIELD, Mo. | Gerald Liddell (Cibolo. Texas) led four players in double figures for Alabama State as the Hornets dropped their third consecutive road game to open the season, falling to Missouri State 78-60 at JQH Arena on Saturday night.

Liddell finished the night 14 points on 6-of-13 shooting from the floor and picked up three steals, while Kenny Strawbridge (Rockford, Ill.) finished with 12 points on 5-of-10 shooting from the floor with a pair of blocked shots. Jordan O'Neal (Mobile, Ala.) chipped in with 11 points and a pair of blocked shots.

Juan Reyna (San Antonio, Texas) scored in double figures for the third consecutive game, adding 10 points with a pair of three-pointers for the Hornets who finished the night shooting 38.7 (24-of-62) percent from the floor. They also shot 21.1 (4-of-19) percent from beyond the arc and 66.7 (8-fo-12) percent from the free throw line.

Meanwhile, Isiaih Mosley led Missouri State (1-1) with 31 points on 12-of-22 shooting from the floor, while Gaige Prim finished with a double-double scoring 11 points and grabbing 14 rebounds.

Missouri State shot 42.9 (27-of-63) percent from the floor and 26.7 (8-of-30) percent from beyond the arc, while also shooting 84.2 (16-of-19) percent from the free throw line.

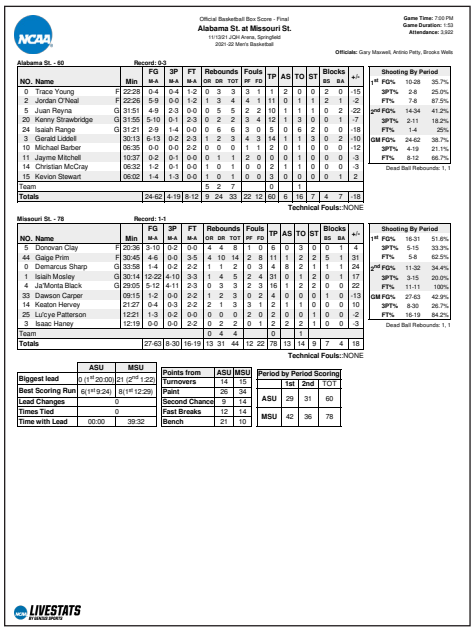

Official Basketball Box Score - Final
Alabama St. at Missouri St.
11/13/21 JQH Arena, Springfield
2021-22 Men's Basketball

Game Time: 7:00 PM
Game Duration: 1:53
Attendance: 3,922

Officials: Gary Maxwell, Antinio Petty, Brooke Wells

Alabama St. - 60 Record: 0-3

NO.	Name		Min	FG M-A	3P M-A	FT M-A	Rebounds OR	DR	TOT	Fouls PF	FD	TP	AS	TO	ST	Blocks BS	BA	+/-
0	Trace Young	F	22:28	0-4	0-4	1-2	0	3	3	3	1	1	2	0	0	2	0	-15
2	Jordan O'Neal	F	22:26	5-9	0-0	1-2	1	3	4	4	1	11	0	1	1	2	1	-2
5	Juan Reyna	G	31:51	4-9	2-3	0-0	0	5	5	2	2	10	1	1	1	0	2	-22
20	Kenny Strawbridge	G	31:55	5-10	0-1	2-3	0	2	2	3	4	12	1	3	0	0	1	-7
24	Isaiah Range	G	31:21	2-9	1-4	0-0	0	6	6	3	0	5	0	6	2	0	0	-18
3	Gerald Liddell		30:13	6-13	0-2	2-3	1	2	3	4	3	14	1	1	3	0	2	-10
10	Michael Barber		06:35	0-0	0-0	2-2	0	0	0	0	1	2	0	1	0	0	0	-12
11	Jayme Mitchell		10:37	0-2	0-1	0-0	0	1	1	2	0	0	0	1	0	0	0	-3
14	Christian McCray		06:32	1-2	0-1	0-0	1	0	1	0	0	2	1	1	0	0	0	-3
15	Kevion Stewart		06:02	1-4	1-3	0-0	1	0	1	0	0	3	0	0	0	0	1	2
Team							5	2	7			0		1				
Totals				24-62	4-19	8-12	9	24	33	22	12	60	6	16	7	4	7	-18

Technical Fouls: NONE

Shooting By Period		
1st FG%	10-28	35.7%
3PT%	2-8	25.0%
FT%	7-8	87.5%
2nd FG%	14-34	41.2%
3PT%	2-11	18.2%
FT%	1-4	25%
GM FG%	24-62	38.7%
3PT%	4-19	21.1%
FT%	8-12	66.7%

Dead Ball Rebounds: 1, 1

Missouri St. - 78 Record: 1-1

NO.	Name		Min	FG M-A	3P M-A	FT M-A	Rebounds OR	DR	TOT	Fouls PF	FD	TP	AS	TO	ST	Blocks BS	BA	+/-
5	Donovan Clay	F	20:36	3-10	0-2	0-0	4	4	8	1	0	6	0	3	0	0	1	4
44	Gaige Prim	F	30:45	4-6	0-0	3-5	4	10	14	2	5	11	1	2	2	5	1	31
0	Demarcus Sharp	G	33:58	1-4	0-2	2-2	1	1	2	0	3	4	8	2	1	1	1	24
1	Isiaih Mosley	G	30:14	12-22	4-10	3-3	1	4	5	2	4	31	0	1	2	0	1	17
4	Ja'Monta Black	G	29:05	5-12	4-11	2-3	0	3	3	2	3	16	1	2	2	0	0	22
33	Dawson Carper		09:15	1-2	0-0	2-2	1	2	3	0	2	4	0	0	0	1	0	-13
14	Keaton Hervey		21:27	0-4	0-3	2-2	2	1	3	3	1	2	1	1	0	0	0	10
25	Lu'cye Patterson		12:21	1-3	0-2	0-0	0	0	0	2	0	2	0	2	0	1	0	-2
3	Isaac Haney		12:19	0-0	0-0	2-2	0	2	2	0	1	2	2	2	1	0	0	-3
Team							0	4	4									
Totals				27-63	8-30	16-19	13	31	44	12	22	78	13	14	5	7	4	18

Technical Fouls: NONE

Shooting By Period		
1st FG%	16-31	51.6%
3PT%	5-15	33.3%
FT%	5-8	62.5%
2nd FG%	11-32	34.4%
3PT%	3-15	20.0%
FT%	11-11	100%
GM FG%	27-63	42.9%
3PT%	8-30	26.7%
FT%	16-19	84.2%

Dead Ball Rebounds: 1, 1

	ASU	MSU
Biggest lead	0 (1st 20:00)	21 (2nd 1:22)
Best Scoring Run	6 (1st 9:24)	8 (1st 12:29)
Lead Changes	0	
Times Tied	0	
Time with Lead	00:00	39:32

Points from	ASU	MSU
Turnovers	14	15
Paint	26	34
Second Chance	9	14
Fast Breaks	12	14
Bench	21	10

Period by Period Scoring	1st	2nd	TOT
ASU	29	31	60
MSU	42	36	78

LIVESTATS BY STATS SPORTS

GAME 5
Iowa State 68, Alabama State 60
November 16, 2021

AMES, Iowa | Despite being down by double figures in the second half, Alabama State fought back to get to within three on the road in a hostile environment before falling to Iowa State 68-60 at the Hilton Coliseum on Tuesday night.

The two teams battled throughout the first half and into the second half before Iowa State (3-0) was able to go on a run to take a 14-point lead with 10:11 to play in the game. Alabama State (0-4) went on a 16-5 run over the next six minutes to pull to within 56-53 on a Trace Young (Owensboro, Ky.) jumper.

The Hornets had a pair of chances to tie the game in the final three minutes but couldn't convert and turned the ball over three times which allowed Iowa State to pull away down the stretch.

Isaiah Range (Cedar Hill, Texas) recorded his first double-double on the night with 15 points and 10 rebounds, while connecting on 7-of-13 from the floor. Jordan O'Neal (Mobile, Ala.) added 12 points and six rebounds, while Young added nine points and six rebounds in the loss.

The Hornets ended the night shooting 43.9 (25-of-57) percent from the floor and 26.7 (4-of-15) percent from beyond the arc. They also converted on 50 (6-of-12) percent from the free throw line, while grabbing 44 rebounds.

Meanwhile, Iowa State shot 37.1 (26-of-70) percent from the floor and were held to just 5.0 (1-of-20) percent shooting from beyond the arc. They also shot 78.9 (15-of-19) percent from the free throw line, while forcing Alabama State into 23 turnovers.

Izaiah Brockington led the Cyclones with a game-high 23 points and grabbed 13 rebounds, while Tyrese Hunter added

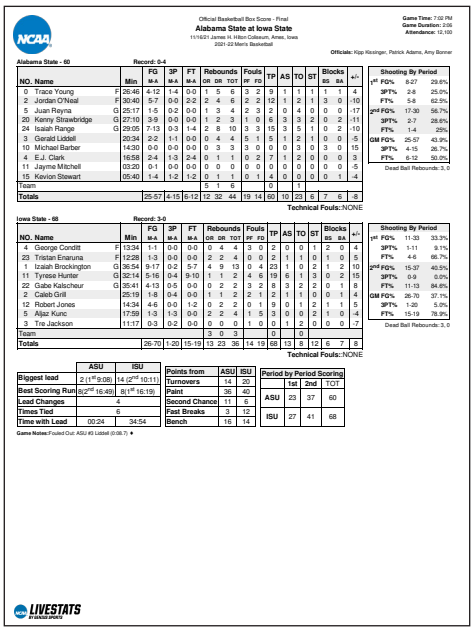

Official Basketball Box Score - Final
Alabama State at Iowa State
11/16/21 James H. Hilton Coliseum, Ames, Iowa
2021-22 Men's Basketball

Game Time: 7:02 PM
Game Duration: 2:06
Attendance: 12,169

Officials: Kipp Kissinger, Patrick Adams, Amy Bonner

Alabama State - 60 Record: 0-4

NO.	Name		Min	FG M-A	3P M-A	FT M-A	Rebounds OR	DR	TOT	Fouls PF	FD	TP	AS	TO	ST	Blocks BS	BA	+/-
0	Trace Young	F	26:46	4-12	1-4	0-0	1	5	6	3	2	9	1	1	1	1	1	4
2	Jordan O'Neal	F	30:40	5-7	0-0	2-2	2	4	6	2	2	12	1	2	1	3	0	-10
5	Juan Reyna	G	25:17	1-5	0-2	0-0	1	3	4	2	3	2	0	4	0	0	0	-17
20	Kenny Strawbridge	G	27:10	3-9	0-0	0-0	1	2	3	1	0	6	3	3	2	0	2	-11
24	Isaiah Range	G	29:05	7-13	0-3	1-4	2	8	10	3	3	15	3	5	1	0	2	-10
3	Gerald Liddell		20:34	2-2	1-1	0-0	0	4	4	5	1	5	1	2	1	0	0	-5
10	Michael Barber		14:30	0-0	0-0	0-0	0	3	3	3	3	0	0	3	0	3	0	15
4	E.J. Clark		16:58	2-4	1-3	2-4	0	1	1	0	2	7	1	2	0	0	0	3
11	Jayme Mitchell		03:20	0-1	0-0	0-0	0	0	0	0	0	0	0	0	0	0	0	-5
15	Kevion Stewart		05:40	1-4	1-2	1-2	0	1	1	0	1	4	0	0	0	0	1	-4
Team							5	1	6			0	2	7	1			
Totals				25-57	4-15	6-12	12	32	44	19	14	60	10	23	6	7	6	-8

Technical Fouls: NONE

Shooting By Period		
1st FG%	8-27	29.6%
3PT%	2-8	25.0%
FT%	5-8	62.5%
2nd FG%	17-30	56.7%
3PT%	2-7	28.6%
FT%	1-4	25%
GM FG%	25-57	43.9%
3PT%	4-15	26.7%
FT%	6-12	50.0%

Dead Ball Rebounds: 3, 0

Iowa State - 68 Record: 3-0

NO.	Name		Min	FG M-A	3P M-A	FT M-A	Rebounds OR	DR	TOT	Fouls PF	FD	TP	AS	TO	ST	Blocks BS	BA	+/-
4	George Conditt	F	13:34	1-1	0-0	0-0	0	4	4	3	0	2	0	0	1	2	0	4
23	Tristan Enaruna	F	12:28	1-3	0-0	0-0	2	2	4	0	0	2	1	1	0	1	0	5
1	Izaiah Brockington	G	36:54	9-17	0-2	5-7	4	9	13	0	4	23	1	0	2	1	2	10
11	Tyrese Hunter	G	32:14	5-16	0-4	5-10	1	1	2	4	6	19	6	1	3	0	2	15
22	Gabe Kalscheur	G	35:41	4-13	0-5	0-0	0	2	2	3	2	8	3	2	2	0	1	8
2	Caleb Grill		25:19	1-8	0-4	0-0	1	1	2	2	1	2	1	1	0	0	1	4
12	Robert Jones		14:34	4-6	0-0	1-2	0	2	2	0	1	9	0	1	2	1	1	5
5	Nijaz Kunic		17:58	1-3	1-3	0-0	2	2	4	1	5	3	0	0	2	1	0	-4
3	Tre Jackson		11:17	0-3	0-2	0-0	0	0	0	1	0	0	1	2	0	0	0	-7
Team							3	0	3			0		0		0		
Totals				26-70	1-20	15-19	13	23	36	14	19	68	13	8	12	6	7	8

Technical Fouls: NONE

Shooting By Period		
1st FG%	11-33	33.3%
3PT%	1-11	9.1%
FT%	4-6	66.7%
2nd FG%	15-37	40.5%
3PT%	0-9	0.0%
FT%	11-13	84.6%
GM FG%	26-70	37.1%
3PT%	1-20	5.0%
FT%	15-19	78.9%

Dead Ball Rebounds: 3, 0

	ASU	ISU
Biggest lead	2 (1st 9:06)	14 (2nd 10:11)
Best Scoring Run	8(2nd 16:49)	8 (1st 16:19)
Lead Changes	4	
Times Tied	6	
Time with Lead	00:24	34:54

Points from	ASU	ISU
Turnovers	14	20
Paint	36	40
Second Chance	11	6
Fast Breaks	3	12
Bench	16	14

Period by Period Scoring	1st	2nd	TOT
ASU	23	37	60
ISU	27	41	68

Game Notes: Fouled Out: ASU #3 Liddell (0:08.7)

LIVESTATS BY STATS SPORTS

GAME 6
Iowa 108, Alabama State 82
November 18, 2021

IOWA CITY, Iowa | Christian McCray (Las Vegas, Nev.) led three players in double figures on Thursday night, but it wasn't enough as Iowa set a school record for three-pointers in defeating the Hornets 108-82 at Carver-Hawkeye Arena.

The game was the final game of a five-game, 10-day road trip for Alabama State (0-5).

McCray came off the bench to score a career-high 20 points in just 16 minutes of action, hitting 8-of-12 shots from the floor including 4-of-5 from beyond the arc. He was joined in double figures by Gerald Liddell (Cibolo, Texas) who finished with 19 points on 6-of-11 shooting from the floor.

The two were part of a group that outscored Iowa (4-0) 63-51 off the bench.

Michael Barber (Jackson, Miss.) added seven points and ten rebounds off the bench, while Ashton McClelland (Houston, Texas) added six on a pair of three-pointers. Trace Young (Owensboro, Ky.) added 10 points for the Hornets who outscored Iowa in the second half.

Alabama State shot 49.2 (29-of-59) percent from the floor and 45.8 (11-of-24) percent from beyond the arc. They also connected on 68.4 (13-of-19) percent from the free throw line. Meanwhile, the Hawkeyes shot 52.1 (38-of-73) percent from the floor and 45.5 (20-of-44) percent from beyond the arc. They also shot 75 (12-of-16) percent from the free throw line.

Keegan Murry led Iowa with 26 points and Payton Sandfort added 21. Jordan Bohannon added 12 (all on three-pointers) and became the all-time leader in three-pointers made in Big Ten history.

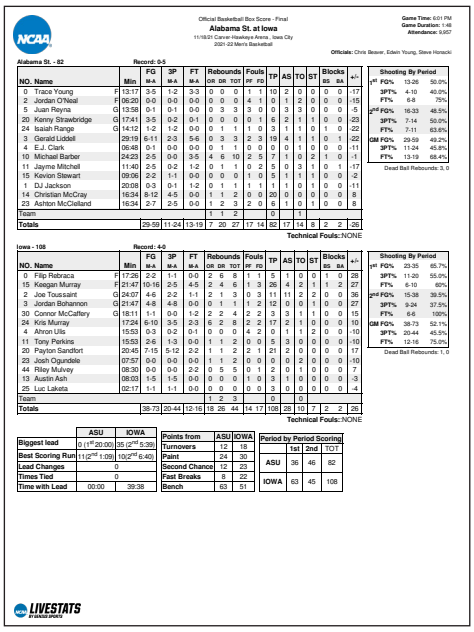

Official Basketball Box Score - Final
Alabama St. at Iowa
11/18/21 Carver-Hawkeye Arena , Iowa City
2021-22 Men's Basketball

Game Time: 6:01 PM
Game Duration: 1:48
Attendance: 9,057

Officials: Chris Beaver, Edwin Young, Steve Horacki

Alabama St. - 82 Record: 0-5

NO.	Name		Min	FG M-A	3P M-A	FT M-A	Rebounds OR	DR	TOT	Fouls PF	FD	TP	AS	TO	ST	Blocks BS	BA	+/-
0	Trace Young	F	13:17	3-5	1-2	3-3	0	0	0	4	1	10	2	0	0	0	0	-17
2	Jordan O'Neal	F	06:35	0-0	0-0	0-0	0	0	0	4	1	0	1	2	0	0	0	-15
5	Juan Reyna	G	13:58	0-1	0-1	0-0	0	3	3	3	0	0	3	3	0	0	0	-5
20	Kenny Strawbridge	G	17:41	3-5	0-2	0-1	0	0	0	0	1	6	2	1	1	0	0	-23
24	Isaiah Range	G	14:12	1-2	1-2	0-0	0	1	1	1	0	3	1	1	0	1	0	-22
3	Gerald Liddell		29:19	6-11	2-3	5-6	0	3	3	2	3	19	4	1	1	0	1	-22
4	E.J. Clark		06:48	0-1	0-0	0-0	0	1	1	0	0	0	1	0	0	0	0	-11
10	Michael Barber		24:23	2-5	0-0	3-5	4	6	10	2	5	7	1	0	2	1	0	-1
11	Jayme Mitchell		11:40	2-5	0-2	1-2	0	1	1	0	2	5	0	3	1	0	1	-17
15	Kevion Stewart		09:06	2-2	1-1	0-0	0	0	0	1	0	5	1	1	1	0	0	-2
1	DJ Jackson		20:08	0-3	0-1	1-2	0	1	1	1	1	1	0	1	0	0	0	-11
14	Christian McCray		16:34	8-12	4-5	0-0	1	1	2	0	0	20	0	0	0	0	0	8
23	Ashton McClelland		16:34	2-7	2-5	0-0	1	2	3	2	0	6	1	0	1	0	0	8
Team							1	1	2				0		1			
Totals				29-59	11-24	13-19	7	20	27	17	14	82	17	14	8	2	2	-38

Technical Fouls: NONE

Shooting By Period		
1st FG%	13-26	50.0%
3PT%	4-10	40.0%
FT%	6-8	75%
2nd FG%	16-33	48.5%
3PT%	7-14	50.0%
FT%	7-11	63.6%
GM FG%	29-59	49.2%
3PT%	11-24	45.8%
FT%	13-19	68.4%

Dead Ball Rebounds: 3, 0

Iowa - 108 Record: 4-0

NO.	Name		Min	FG M-A	3P M-A	FT M-A	Rebounds OR	DR	TOT	Fouls PF	FD	TP	AS	TO	ST	Blocks BS	BA	+/-
0	Filip Rebraca	F	17:26	2-2	1-1	0-0	2	6	8	1	1	5	1	0	0	1	0	28
15	Keegan Murray	F	21:47	10-16	2-5	4-5	2	4	6	1	3	26	4	2	1	1	2	27
2	Joe Toussaint	G	24:07	4-6	2-2	1-1	2	1	3	0	3	11	11	2	2	0	0	36
3	Jordan Bohannon	G	21:47	4-8	4-8	0-0	0	1	1	1	2	12	0	0	1	0	0	27
30	Connor McCaffery	G	18:11	1-1	0-0	1-2	2	2	4	2	2	3	3	1	1	0	0	15
24	Kris Murray		17:24	6-10	3-5	2-3	6	2	8	2	2	17	2	1	0	0	0	10
4	Ahron Ulis		15:53	0-3	0-2	0-1	0	0	0	4	2	0	1	1	2	0	0	-10
11	Tony Perkins		15:53	2-6	1-3	0-0	1	1	2	0	0	5	3	0	0	0	0	-10
20	Payton Sandfort		20:45	7-15	5-12	2-2	1	1	2	2	1	21	2	0	0	0	0	17
23	Josh Ogundele		07:57	0-0	0-0	0-0	1	1	2	0	0	0	0	2	0	0	0	-10
44	Riley Mulvey		06:30	0-0	0-0	2-2	0	5	5	0	1	2	0	1	0	0	0	7
13	Austin Ash		08:03	1-5	1-5	0-0	0	0	0	1	0	3	1	0	0	0	0	-3
25	Luc Laketa		02:17	1-1	1-1	0-0	0	0	0	0	0	3	0	0	0	0	0	-4
Team							1	2	3			0		0				
Totals				38-73	20-44	12-16	18	26	44	14	17	108	28	10	7	2	2	26

Technical Fouls: NONE

Shooting By Period		
1st FG%	23-35	65.7%
3PT%	11-20	55.0%
FT%	6-10	60%
2nd FG%	15-38	39.5%
3PT%	9-24	37.5%
FT%	6-6	100%
GM FG%	38-73	52.1%
3PT%	20-44	45.5%
FT%	12-16	75.0%

Dead Ball Rebounds: 1, 0

	ASU	IOWA
Biggest lead	0 (1st 20:00)	35 (2nd 5:39)
Best Scoring Run	11(2nd 1:09)	10(2nd 6:40)
Lead Changes	0	
Times Tied	0	
Time with Lead	00:00	39:38

Points from	ASU	IOWA
Turnovers	12	18
Paint	24	30
Second Chance	12	23
Fast Breaks	8	22
Bench	63	51

Period by Period Scoring	1st	2nd	TOT
ASU	36	46	82
IOWA	63	45	108

LIVESTATS BY STATS SPORTS

GAME RECAPS

GAME 7
Alabama State 80, NCCU 74 (ot)
November 20, 2021

MONTGOMERY, Ala. | Alabama State used a pair of double-doubles by Gerald Liddell (Cibolo, Texas) and Jordan O'Neal (Mobile, Ala.) to push past North Carolina Central 80-74 in overtime at the Dunn-Oliver Acadome on Saturday night.

Liddell paced Alabama State (1-5) with 22 points and 11 rebounds in 38 minutes of action, including hitting a lay-up to tie the game with just 6.6 seconds left in overtime and sealing the win at the line in the extra frame. Meanwhile, O'Neal finished with 19 points and 14 rebounds (including six offensive boards) while playing just 32 minutes after fouling out in regulation.

The two finished just eight rebounds shy of the entire North Carolina Central team.

Juan Reyna (San Antonio, Texas) finished with 14 points including a big three in overtime to put the Hornets up, while Isaiah Range (Cedar Hill, Texas) finished with 11. Alabama State led late in the second half before North Carolina Central stormed back from a seven-point deficit at 66-59 with just under four minutes to play to take a two-point led with under 30 seconds left in regulation. After a timeout, Liddell drove the length of the floor and hit a lay-up to tie the game, before DJ Jackson (San Bernardino, Calf.) had a chance to win it at the buzzer after a steal but missed an off-balance three-pointer.

The Hornets finished the night shooting 43.5 (27-of-62) percent from the floor and 35.0 (7-of-20) from beyond the arc. They also finished the night shooting 67.9 (19-of-28) percent from the free throw line.

Randy Miller, Jr. led North Carolina Central with 23 points.

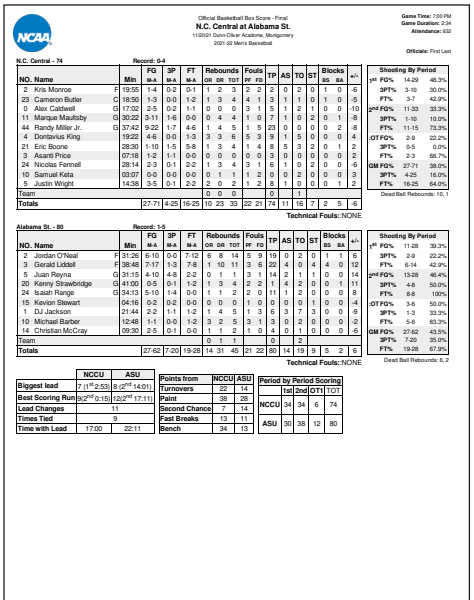

Official Basketball Box Score - Final
N.C. Central at Alabama St.
11/20/21 Dunn-Oliver Acadome, Montgomery
2021-22 Men's Basketball

Game Time: 7:00 PM
Game Duration: 2:34
Attendance: 932

Officials: First Last

N.C. Central - 74 | Record: 0-4

NO.	Name		Min	FG M-A	3P M-A	FT M-A	Rebounds OR	DR	TOT	Fouls PF	FD	TP	AS	TO	ST	Blocks BS	BA	+/-
2	Kris Monroe	F	19:55	1-4	0-2	0-1	1	2	3	2	2	2	0	2	0	1	0	-6
23	Cameron Butler	C	18:50	1-3	0-0	1-2	1	3	4	4	1	3	1	1	0	1	0	-5
0	Alex Caldwell	G	17:02	2-5	0-2	1-1	0	0	0	3	1	5	1	2	1	0	0	-10
11	Marquis Maulsby	G	30:22	3-11	1-6	0-0	0	4	4	1	0	7	1	0	2	0	1	-8
44	Randy Miller Jr.	G	37:42	9-22	1-7	4-6	1	4	5	1	5	23	0	0	0	0	2	-8
4	Dontavius King		19:22	4-6	0-0	1-3	3	3	6	5	3	9	1	5	0	0	0	4
21	Eric Boone		28:30	1-10	0-1	5-8	1	3	4	1	4	8	5	3	2	0	1	2
3	Asanti Price		07:18	1-2	1-1	0-0	0	0	0	0	0	3	0	0	0	0	0	2
24	Nicolas Fennell		28:14	2-3	0-1	2-2	1	3	4	3	1	6	1	0	2	0	0	-6
10	Samuel Keta		03:07	0-0	0-0	0-0	0	1	1	1	2	0	0	2	0	0	0	3
5	Justin Wright		14:38	3-5	0-1	2-2	2	0	2	1	2	8	1	0	0	0	1	2
Team							0	0	0					1				
Totals				27-71	4-25	16-25	10	23	33	22	21	74	11	16	7	2	5	-6

Technical Fouls: NONE

Shooting By Period		
1st FG%	14-29	48.3%
3PT%	3-10	30.0%
FT%	3-7	42.9%
2nd FG%	11-33	33.3%
3PT%	1-10	10.0%
FT%	11-15	73.3%
OT FG%	2-9	22.2%
3PT%	0-5	0.0%
FT%	2-3	66.7%
GM FG%	27-71	38.0%
3PT%	4-25	16.0%
FT%	16-25	64.0%

Dead Ball Rebounds: 10, 1

Alabama St. - 80 | Record: 1-5

NO.	Name		Min	FG M-A	3P M-A	FT M-A	Rebounds OR	DR	TOT	Fouls PF	FD	TP	AS	TO	ST	Blocks BS	BA	+/-
2	Jordan O'Neal	F	31:26	5-10	0-0	7-12	6	8	14	5	9	19	0	2	0	1	1	6
3	Gerald Liddell	F	38:48	7-17	1-3	7-8	1	10	11	3	6	22	4	0	4	4	0	12
5	Juan Reyna	G	31:15	4-10	4-8	2-2	0	1	1	3	1	14	2	1	1	0	0	14
20	Kenny Strawbridge	G	41:00	0-5	0-1	1-2	1	3	4	2	2	1	4	2	0	0	1	11
24	Isaiah Range	G	34:13	5-10	1-4	0-0	1	1	2	2	0	11	1	2	0	0	0	8
15	Kevion Stewart		04:16	0-2	0-2	0-0	0	0	0	1	0	0	0	0	1	0	0	-4
1	DJ Jackson		21:44	2-2	1-1	1-2	1	4	5	1	3	6	3	7	3	0	0	-9
10	Michael Barber		12:48	1-1	0-0	1-2	3	2	5	3	1	3	0	2	0	0	0	-2
14	Christian McCray		09:30	2-5	0-1	0-0	1	1	2	1	0	4	0	1	0	0	0	-6
Team							0	1	1			0		2				
Totals				27-62	7-20	19-28	14	31	45	21	22	80	14	19	9	5	2	6

Technical Fouls: NONE

Shooting By Period		
1st FG%	11-28	39.3%
3PT%	2-9	22.2%
FT%	6-14	42.9%
2nd FG%	13-28	46.4%
3PT%	4-8	50.0%
FT%	8-8	100%
OT FG%	3-6	50.0%
3PT%	1-3	33.3%
FT%	5-6	83.3%
GM FG%	27-62	43.5%
3PT%	7-20	35.0%
FT%	19-28	67.9%

Dead Ball Rebounds: 6, 2

	NCCU	ASU
Biggest lead	7 (1st 2:53)	8 (2nd 14:01)
Best Scoring Run	9 (2nd 0:15)	12 (2nd 17:11)
Lead Changes	11	
Times Tied	9	
Time with Lead	17:00	22:11

Points from	NCCU	ASU
Turnovers	22	14
Paint	36	28
Second Chance	7	14
Fast Breaks	13	11
Bench	34	13

Period by Period Scoring	1st	2nd	OT1	TOT
NCCU	34	34	6	74
ASU	30	38	12	80

LIVESTATS BY GAMECAST SPORTS

GAME 8 (EXHIBITION)
Alabama State 91, Tuskegee 65
November 22, 2021

MONTGOMERY, Ala. | Alabama State trailed by one at the break but used a big run at the beginning of the second half to pull away from Tuskegee for a 91-65 victory at the Dunn-Oliver Acadome on Monday night.

Alabama State (2-5) shot 42.9 (12-of-28) percent from the second half but found themselves trailing to the Golden Tigers after a pair of free throws with just 23 seconds left before half. Alabama State was unable to convert a pair of free throws with under a second to play and went into the locker room down 37-36.

The second half was a different story as the Hornets came out on a 19-2 run that started with a pair of three-pointers from freshman Juan Reyna (San Antonio, Texas) to go up 42-37 with 19 minutes to play in the game. After a Tuskegee basket cut the lead to 44-39, the Hornets scored 11 consecutive points to push the lead to 55-39 with 15:54 to play. The lead continued to grow throughout the second half growing to as many as 30 with just 1:35 to play in the game.

Christian McCray (Las Vegas, Nev.) led Alabama State with 15 points, pacing three players in double figures. He finished the night shooting 7-of-9 from the floor, while Kevion Stewart (Memphis, Tenn.) and Reyna each finished with 10. Meanwhile, DJ Jackson (San Bernardino, Calif.) finished with five points, nine rebounds, and five assists on the night for the Hornets who finished shooting 53.4 (31-of-58) percent from the floor.

They also finished the night shooting 42.2 (7-of-17) percent from beyond the arc and 57.9 (22-of-38) percent from the free throw line. They also outrebounded the Golden Tigers 40-30, while turning the ball over just 14 times.

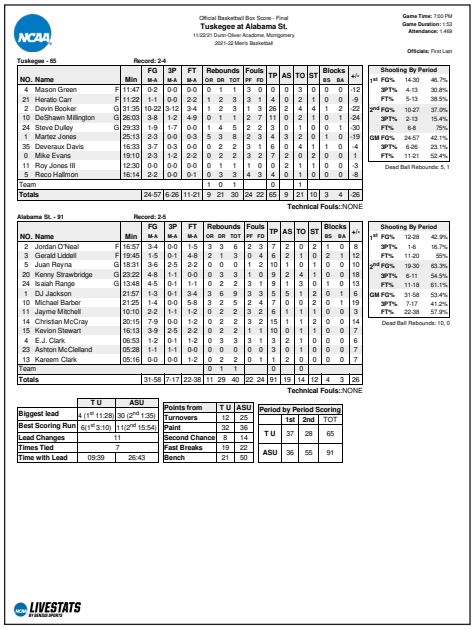

Official Basketball Box Score - Final
Tuskegee at Alabama St.
11/22/21 Dunn-Oliver Acadome, Montgomery
2021-22 Men's Basketball

Game Time: 7:00 PM
Game Duration: 1:53
Attendance: 1,469

Officials: First Last

Tuskegee - 65 | Record: 2-4

NO.	Name		Min	FG M-A	3P M-A	FT M-A	Rebounds OR	DR	TOT	Fouls PF	FD	TP	AS	TO	ST	Blocks BS	BA	+/-
4	Mason Green	F	11:47	0-2	0-0	0-0	0	1	1	3	0	0	0	3	0	0	0	-12
21	Heratio Carr	F	11:22	1-1	0-0	2-2	1	2	3	3	1	4	0	2	1	0	0	-9
2	Devin Booker	G	31:35	10-22	3-12	3-4	1	2	3	1	3	26	2	4	4	1	2	-22
10	DeShawn Millington	G	26:03	3-8	1-2	4-9	0	1	1	2	7	11	0	2	1	0	1	-24
24	Steve Dulley	G	29:33	1-9	1-7	0-0	1	4	5	2	2	3	0	1	0	0	1	-30
1	Marlez Jones		25:13	2-3	0-0	0-3	5	3	8	2	3	4	3	2	0	1	0	-19
35	Devereux Davis		16:33	3-7	0-3	0-0	0	2	2	3	1	6	0	4	1	1	0	4
0	Mike Evans		19:10	2-3	1-2	2-2	0	2	2	3	2	7	2	0	2	0	0	1
11	Roy Jones III		12:30	0-0	0-0	0-0	0	1	1	1	0	0	2	1	1	0	0	-3
5	Reco Hallmon		16:14	2-2	0-0	0-1	0	3	3	4	3	4	0	1	0	0	0	-8
Team							1	0	1				0	1				
Totals				24-57	6-26	11-21	9	21	30	24	22	65	9	21	10	3	4	-26

Technical Fouls: NONE

Shooting By Period		
1st FG%	14-30	46.7%
3PT%	4-13	30.8%
FT%	5-13	38.5%
2nd FG%	10-27	37.0%
3PT%	2-13	15.4%
FT%	6-8	75%
GM FG%	24-57	42.1%
3PT%	6-26	23.1%
FT%	11-21	52.4%

Dead Ball Rebounds: 5, 1

Alabama St. - 91 | Record: 2-5

NO.	Name		Min	FG M-A	3P M-A	FT M-A	Rebounds OR	DR	TOT	Fouls PF	FD	TP	AS	TO	ST	Blocks BS	BA	+/-
2	Jordan O'Neal	F	16:57	3-4	0-0	1-5	3	3	6	2	3	7	2	0	2	1	0	8
3	Gerald Liddell	F	19:45	1-5	0-1	4-8	2	1	3	0	4	6	2	1	0	2	1	12
5	Juan Reyna	G	18:31	3-6	2-5	2-2	0	0	0	1	2	10	1	0	1	0	0	10
20	Kenny Strawbridge	G	23:22	4-8	1-1	0-0	0	3	3	1	0	9	2	4	1	0	0	18
24	Isaiah Range	G	13:48	4-5	0-1	1-1	0	2	2	3	1	9	1	3	0	1	0	13
1	DJ Jackson		21:57	1-3	0-1	3-4	3	6	9	3	3	5	5	1	2	0	1	6
10	Michael Barber		21:25	1-4	0-0	5-8	3	2	5	2	4	7	0	0	2	0	1	19
11	Jayme Mitchell		10:19	2-2	1-1	1-2	0	2	2	3	2	6	1	1	1	0	0	3
14	Christian McCray		20:15	7-9	0-0	1-2	0	2	2	3	2	15	1		2	0	1	6
15	Kevion Stewart		16:13	3-9	2-5	2-2	0	2	2	1	1	10	0	1	1	0	0	7
4	E.J. Clark		06:53	1-2	0-1	1-2	0	3	3	3	1	3	2	1	0	0	0	6
23	Ashton McClelland		05:28	1-1	1-1	0-0	0	0	0	0	0	3	0	1	0	0	0	7
13	Kareem Clark		05:16	0-0	0-0	1-2	0	2	2	0	1	1	2	0	0	0	0	7
Team							0	1	1			0	0					
Totals				31-58	7-17	22-38	11	29	40	22	24	91	19	14	12	4	3	26

Technical Fouls: NONE

Shooting By Period		
1st FG%	12-28	42.9%
3PT%	1-6	16.7%
FT%	11-20	55%
2nd FG%	19-30	63.3%
3PT%	6-11	54.5%
FT%	11-18	61.1%
GM FG%	31-58	53.4%
3PT%	7-17	41.2%
FT%	22-38	57.9%

Dead Ball Rebounds: 10, 0

	T U	ASU
Biggest lead	4 (1st 11:28)	30 (2nd 1:35)
Best Scoring Run	8 (1st 3:10)	11 (2nd 15:54)
Lead Changes	11	
Times Tied	7	
Time with Lead	09:39	26:43

Points from	T U	ASU
Turnovers	12	25
Paint	32	36
Second Chance	8	14
Fast Breaks	19	22
Bench	21	50

Period by Period Scoring	1st	2nd	TOT
T U	37	28	65
ASU	36	55	91

LIVESTATS BY GAMECAST SPORTS

GAME 9
North Alabama 81, Alabama State 69
November 28, 2021

MONTGOMERY, Ala. | Alabama State fell behind early at home on Sunday before dropping the final game of a three-game home stand to North Alabama, 81-69 at the Dunn-Oliver Acadome.

North Alabama (3-3) scored the first basket of the game and never trailed, opening a 17-point lead late in the first half thanks in large part to shooting over 50 percent from beyond the arc. The Hornets would cut the lead to as little as eight in the first half on a 9-0 run, and then again in the second half before North Alabama was able to pull away.

Kenny Strawbridge (Rockford, Ill.) led Alabama State (1-6) with 16 points on 8-of-12 shooting from the floor, adding six rebounds in the loss. Gerald Liddell (Cibolo, Texas) added 15 points and six rebounds while Jordan O'Neal (Mobile, Ala.) added nine points and eight rebounds for the Hornets who finished the night shooting 41.7 (25-of-60) percent from the floor and just one three-pointer (in eight tries).

North Alabama was led by Dallas Howell with 15 (all three pointers), while Daniel Ortiz added 15 and Payton Youngblood 14. The Lions finished the night shooting 44.4 (28-of-63) percent from the floor and 50 (15-of-28) percent from beyond the arc.

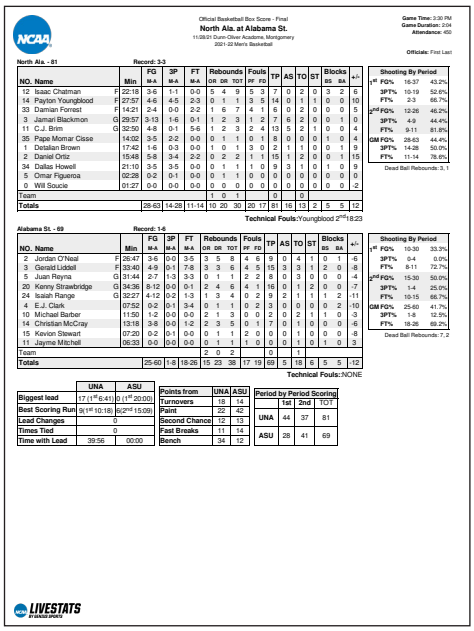

Official Basketball Box Score - Final
North Ala. at Alabama St.
11/28/21 Dunn-Oliver Acadome, Montgomery
2021-22 Men's Basketball

Game Time: 3:30 PM
Game Duration: 2:04
Attendance: 450

Officials: First Last

North Ala. - 81 | Record: 3-3

NO.	Name		Min	FG M-A	3P M-A	FT M-A	Rebounds OR	DR	TOT	Fouls PF	FD	TP	AS	TO	ST	Blocks BS	BA	+/-
12	Isaac Chatman	F	22:18	3-6	1-1	0-0	5	4	9	5	3	7	0	2	0	3	2	6
14	Payton Youngblood	F	27:57	4-6	4-5	2-3	0	1	1	3	5	14	0	1	1	0	0	10
33	Damian Forrest	F	14:21	2-4	0-0	2-2	1	6	7	4	1	6	0	2	0	0	0	5
3	Jamari Blackmon	G	29:57	3-13	1-6	0-1	1	2	3	1	2	7	6	2	0	0	1	0
11	C.J. Brim	G	32:50	4-8	0-1	5-6	1	2	3	2	4	13	5	5	2	1	0	4
35	Pape Momar Cisse		14:02	3-5	2-2	0-0	0	1	1	0	1	8	0	0	0	1	0	4
1	Detallan Brown		17:42	1-6	0-3	0-0	1	0	1	3	0	2	1	1	0	0	1	9
2	Daniel Ortiz		15:48	5-8	3-4	2-2	0	2	2	1	1	15	1	2	0	0	1	15
34	Dallas Howell		21:10	3-5	3-5	0-0	0	1	1	1	0	9	3	1	0	1	0	9
5	Omar Figueroa		02:28	0-2	0-1	0-0	0	1	1	0	0	0	0	0	0	0	0	0
0	Will Soucie		01:27	0-0	0-0	0-0	0	0	0	0	0	0	0	0	0	0	0	-2
Team							1	0	1				0					
Totals				28-63	14-28	11-14	10	20	30	20	17	81	16	13	2	5	5	12

Technical Fouls: Youngblood 2nd (8:23)

Shooting By Period		
1st FG%	16-37	43.2%
3PT%	10-19	52.6%
FT%	2-3	66.7%
2nd FG%	12-26	46.2%
3PT%	4-9	44.4%
FT%	9-11	81.8%
GM FG%	28-63	44.4%
3PT%	14-28	50.0%
FT%	11-14	78.6%

Dead Ball Rebounds: 3, 1

Alabama St. - 69 | Record: 1-6

NO.	Name		Min	FG M-A	3P M-A	FT M-A	Rebounds OR	DR	TOT	Fouls PF	FD	TP	AS	TO	ST	Blocks BS	BA	+/-
2	Jordan O'Neal	F	26:47	3-6	0-0	3-5	3	5	8	4	4	9	0	4	1	0	1	-6
3	Gerald Liddell	F	33:40	4-9	0-1	7-8	3	3	6	4	5	15	3	3	1	2	0	-8
5	Juan Reyna	G	31:44	2-7	1-3	3-3	0	1	1	2	2	8	0	3	0	0	0	-4
20	Kenny Strawbridge	G	34:36	8-12	0-0	0-1	2	4	6	4	1	16	0	1	2	0	0	-7
24	Isaiah Range	G	32:27	4-12	0-2	1-3	1	3	4	0	2	9	2	1	1	2	1	-11
4	E.J. Clark		07:52	0-2	0-1	3-4	0	1	1	0	2	3	0	0	0	0	2	-10
10	Michael Barber		11:50	1-2	0-0	0-0	2	1	3	0	0	2	0	2	1	0	0	-3
14	Christian McCray		13:18	3-8	0-0	1-2	2	3	5	0	1	7	0	1	0	0	0	-6
15	Kevion Stewart		07:20	0-2	0-1	0-0	0	1	1	2	0	0	0	1	0	0	0	-8
11	Jayme Mitchell		06:33	0-0	0-0	0-0	0	1	1	1	0	0	0	1	0	1	0	3
Team							2	0	2				0	1				
Totals				25-60	1-8	18-26	15	23	38	17	19	69	5	18	6	5	5	-12

Technical Fouls: NONE

Shooting By Period		
1st FG%	10-30	33.3%
3PT%	0-4	0.0%
FT%	8-11	72.7%
2nd FG%	15-30	50.0%
3PT%	1-4	25.0%
FT%	10-15	66.7%
GM FG%	25-60	41.7%
3PT%	1-8	12.5%
FT%	18-26	69.2%

Dead Ball Rebounds: 7, 2

	UNA	ASU
Biggest lead	17 (1st 6:41)	9 (1st 20:00)
Best Scoring Run	9 (1st 10:18)	8 (2nd 15:09)
Lead Changes	0	
Times Tied	0	
Time with Lead	39:56	00:00

Points from	UNA	ASU
Turnovers	18	14
Paint	22	42
Second Chance	12	13
Fast Breaks	11	14
Bench	34	12

Period by Period Scoring	1st	2nd	TOT
UNA	44	37	81
ASU	28	41	69

LIVESTATS BY GAMECAST SPORTS

GAME RECAPS

GAME 10
Dayton 91, Alabama State 54
December 1, 2021

DAYTON, Ohio | Alabama State trailed early after scoring the first basket of the game but couldn't keep up with the hot-shooting of Dayton in a 93-54 loss at UD Arena on Wednesday night.

Dayton finished the night shooting 47.6 (30-of-63) percent from the floor for the game, but in the second half shot 51.4 (18-of-35) percent including 54.5 (6-of-11) percent from beyond the arc. For the game, the Flyers shot 47.6 (10-of-21) percent from beyond the arc and 85.2 (23-of-27) percent from the free throw line.

Meanwhile, Alabama State (1-7) ended the night shooting 35.2 (19-of-54) percent from the floor and 28.4 (5-of-17) percent from beyond the arc, while shooting 73.3 (11-of-15) percent from the free throw line.

Jordan O'Neal (Mobile, Ala.) led Alabama State with 10 points and four blocked shots, while Kevion Stewart (Memphis, Tenn.) added 10 points off the bench. Michael Barber (Jackson, Miss.) led the Hornets with seven rebounds. Meanwhile, Dayton (5-3) had four players in double figures led by Kobe Elvis with 16. Malachi Smith added 14 points, seven rebounds and five assists for the Flyers.

Official Basketball Box Score - Final
Alabama St. at Dayton
12/01/21 University of Dayton Arena, Dayton, Ohio
2021-22 NCAA Men's Basketball

Game Time: 7:02 PM
Game Duration: 1:50
Attendance: 13,407

Officials: Matt Potter, Jeff Pon, Jenna Reneau

Alabama St. - 54 Record: 2-7

NO.	Name		Min	FG M-A	3P M-A	FT M-A	Rebounds OR	DR	TOT	Fouls PF	FD	TP	AS	TO	ST	Blocks BS	BA	+/-
2	Jordan O'Neal	F	28:50	5-10	0-0	0-0	0	2	2	5	1	10	1	0	0	4	0	-28
3	Gerald Liddell	F	27:27	2-8	1-3	0-0	1	3	4	3	2	5	2	4	0	1	2	-31
10	Michael Barber	F	26:32	1-3	0-1	2-2	4	3	7	0	2	4	1	2	1	0	0	-28
20	Kenny Strawbridge	G	24:26	1-3	1-1	0-3	1	5	6	2	2	3	2	1	0	0	0	-30
24	Isaiah Range	G	21:48	1-5	0-2	2-2	0	2	2	3	2	4	2	2	0	0	0	-13
5	Juan Reyna		17:50	1-5	0-3	0-0	0	1	1	3	0	2	1	3	0	0	0	-19
13	Kareem Clark		06:21	0-2	0-0	0-0	0	0	0	0	0	0	0	1	0	0	0	-14
14	Christian McCray		13:12	3-6	1-1	0-0	1	2	3	0	1	7	0	0	0	0	0	-13
4	E.J. Clark		07:03	2-3	0-0	0-0	0	0	0	1	2	4	1	1	0	0	0	-7
23	Ashton McClelland		11:05	1-5	1-4	0-0	0	1	1	1	1	3	2	0	0	0	0	-4
11	Jayme Mitchell		07:02	1-1	0-0	0-0	0	0	0	0	1	2	0	1	0	0	0	0
15	Kevion Stewart		08:30	1-3	1-2	7-8	1	1	2	1	5	10	1	0	0	0	0	-8
Team							2	0	2			0		2				
Totals				19-54	5-17	11-15	10	20	30	19	19	54	13	17	1	5	2	-39

Technical Fouls::NONE

Shooting By Period		
1st FG%	8-24	33.3%
3PT%	3-8	37.5%
FT%	4-7	57.1%
2nd FG%	11-30	36.7%
3PT%	2-9	22.2%
FT%	7-8	87.5%
GM FG%	19-54	35.2%
3PT%	5-17	29.4%
FT%	11-15	73.3%

Dead Ball Rebounds: 1, 0

Dayton - 93 Record: 5-3

NO.	Name		Min	FG M-A	3P M-A	FT M-A	Rebounds OR	DR	TOT	Fouls PF	FD	TP	AS	TO	ST	Blocks BS	BA	+/-
2	Toumani Camara	F	18:39	4-12	1-4	7-8	3	4	7	3	4	16	1	0	0	0	2	32
15	DaRon Holmes II	F	25:26	2-2	0-0	0-0	1	7	8	1	0	4	1	1	0	2	0	23
23	R.J. Blakney	F	21:38	3-5	1-2	1-1	2	3	5	2	2	8	2	1	1	0	0	19
11	Malachi Smith	G	25:44	3-5	1-1	8-8	1	6	7	2	5	15	5	1	5	1	0	36
24	Kobe Elvis	G	22:18	5-8	2-3	3-4	0	0	0	1	2	15	1	0	0	0	1	27
22	Mustapha Amzil		23:16	4-7	3-4	0-0	1	0	1	2	1	11	0	0	0	0	1	21
4	Koby Brea		16:55	3-9	2-6	0-0	1	1	2	1	0	8	1	1	1	0	0	16
3	Lynn Greer III		13:51	2-7	0-0	1-2	0	3	3	1	2	5	3	0	1	0	0	3
14	Moulaye Sissoko		14:09	4-5	0-0	0-0	2	1	3	1	1	8	0	0	0	0	0	16
12	Zimi Nwokeji		09:24	0-1	0-1	0-0	0	1	1	3	0	0	1	1	0	0	0	2
10	Kaleb Washington		04:55	0-0	0-0	2-2	0	0	0	1	1	2	1	1	0	0	0	0
53	Christian Wilson		02:55	0-2	0-0	1-2	1	0	1	1	1	1	0	1	2	0	0	0
42	Brady Uhl		00:25	0-0	0-0	0-0	0	0	0	0	0	0	0	0	0	0	0	0
51	Drew Swerlein		00:25	0-0	0-0	0-0	0	0	0	0	0	0	0	0	0	0	0	0
Team							3	2	5			0		1				
Totals				30-63	10-21	23-27	15	28	43	19	19	93	16	8	10	2	5	39

Technical Fouls::NONE

Shooting By Period		
1st FG%	12-28	42.9%
3PT%	4-10	40.0%
FT%	8-9	88.9%
2nd FG%	18-35	51.4%
3PT%	6-11	54.5%
FT%	15-18	83.3%
GM FG%	30-63	47.6%
3PT%	10-21	47.6%
FT%	23-27	85.2%

Dead Ball Rebounds: 2, 0

	ASU	DAY
Biggest lead	2 (1st 18:52)	43 (2nd 4:02)
Best Scoring Run	8(1st 2:59)	18(1st 10:19)
Lead Changes	1	
Times Tied	1	
Time with Lead	01:51	36:25

Points from	ASU	DAY
Turnovers	9	26
Paint	18	35
Second Chance	11	24
Fast Breaks	8	28
Bench	28	35

Period by Period Scoring	1st	2nd	TOT
ASU	23	31	54
DAY	36	57	93

LIVESTATS BY STATS SPORTS

GAME 11
Samford 74, Alabama State 64
December 8, 2021

MONTGOMERY, Ala. | Alabama State took an early lead but had no answer for a first half run from Samford that built the lead to double digits, falling to the Bulldogs 74-64 at the Dunn-Oliver Acadome on Wednesday night.

Alabama State (1-8) found themselves down by 20 at 60-40 with ten minutes to play, however, they went on a 19-8 run over an eight-minute span to pull within 68-59. They couldn't get any closer than seven down the stretch as Samford finished the night shooting 65.2 (15-of-23) percent from the free throw line on the night.

The Hornets went 1-for-10 down the stretch from the field after cutting the lead to seven.

Kenny Strawbridge (Rockford, Ill.) led Alabama State with 14 points and seven rebounds, while Juan Reyna (San Antonio, Texas) added 12 and E.J. Clark (Dallas, Texas) added 10 in the loss. Isaiah Range (Cedar Hill, Texas) grabbed nine rebounds to lead Alabama State.

The Hornets finished the night shooting 32.3 (21-of-65) percent from the floor and just 12.5 (4-of-32) percent from beyond the arc. They also shot 72.0 (18-of-25) percent from the free throw line.

Official Basketball Box Score - Final
Samford at Alabama St.
12/08/21 Dunn-Oliver Acadome, Montgomery
2021-22 Men's Basketball

Game Time: 6:00 PM
Game Duration: 2:09
Attendance: 175

Officials: Thomas Farlat, Lucas Santos, Pat Evans

Samford - 74 Record: 7-2

NO.	Name		Min	FG M-A	3P M-A	FT M-A	Rebounds OR	DR	TOT	Fouls PF	FD	TP	AS	TO	ST	Blocks BS	BA	+/-
4	Jermaine Marshall	F	24:24	2-10	0-4	8-11	5	8	13	5	7	12	0	2	1	1	0	14
42	Jacob Tryon	C	21:11	1-3	0-0	0-0	2	1	3	3	0	2	2	1	1	2	1	4
1	Wesley Cardet	G	29:55	11-19	1-3	4-7	3	8	11	4	4	27	0	4	1	0	2	13
3	Jaron Rillie	G	34:36	2-7	2-6	0-0	2	0	2	3	1	6	3	4	1	0	0	16
23	Cooper Kaifes	G	28:32	2-5	1-4	1-2	1	4	5	3	2	6	2	2	2	0	0	4
2	Jaden Campbell		29:23	5-15	2-4	2-3	4	7	11	1	3	14	2	3	1	1	4	14
24	Daniel Lobach		09:10	1-2	0-1	0-0	2	1	3	1	0	2	0	1	0	0	0	-6
14	Richardson Maitre		05:30	0-3	0-3	0-0	0	1	1	0	0	0	1	3	1	0	0	-6
11	Marcellus Vail		07:08	1-2	0-1	0-0	1	0	1	1	0	2	1	0	0	0	0	8
13	Quinn Richey		10:17	1-2	1-2	0-0	0	1	1	0	0	3	0	0	0	0	0	-3
Team							0	3	3			0		0				
Totals				26-68	7-28	15-23	20	34	54	21	17	74	11	20	8	4	7	10

Technical Fouls::NONE

Shooting By Period		
1st FG%	14-40	35.0%
3PT%	5-17	29.4%
FT%	4-6	66.7%
2nd FG%	12-28	42.9%
3PT%	2-11	18.2%
FT%	11-17	64.7%
GM FG%	26-68	38.2%
3PT%	7-28	25.0%
FT%	15-23	65.2%

Dead Ball Rebounds: 2, 2

Alabama St. - 64 Record: 2-8

NO.	Name		Min	FG M-A	3P M-A	FT M-A	Rebounds OR	DR	TOT	Fouls PF	FD	TP	AS	TO	ST	Blocks BS	BA	+/-
0	Trace Young	F	14:02	1-6	0-1	0-0	0	2	2	0	0	2	1	2	1	0	0	-2
2	Jordan O'Neal	F	14:21	1-4	0-0	2-2	1	2	3	3	3	4	0	1	0	1	2	-7
3	Gerald Liddell	F	23:10	2-4	0-1	0-2	0	5	5	5	3	4	1	1	1	4	1	1
5	Juan Reyna	G	27:25	5-12	2-11	4-4	1	1	2	1	3	12	0	0	1	0	0	1
20	Kenny Strawbridge	G	26:29	4-9	1-4	5-7	5	2	7	1	4	14	0	3	2	0	1	-6
1	DJ Jackson		06:53	1-2	0-1	2-2	0	0	0	0	1	4	0	1	0	0	0	-9
10	Michael Barber		05:57	0-0	0-0	0-0	0	1	1	0	0	0	0	0	0	0	0	-15
24	Isaiah Range		30:34	3-7	1-3	2-2	3	6	9	2	1	9	2	1	1	1	0	-8
15	Kevion Stewart		09:30	0-7	0-6	0-0	0	1	1	2	1	0	0	1	0	0	0	-7
4	E.J. Clark		24:49	4-9	0-2	2-2	0	1	1	2	1	10	3	2	3	0	0	0
11	Jayme Mitchell		16:50	2-5	0-3	1-4	1	4	5	1	4	5	1	1	1	1	0	2
Team							1	2	3			0		1				
Totals				21-65	4-32	18-25	12	27	39	17	21	64	8	14	10	7	4	-10

Technical Fouls::NONE

Shooting By Period		
1st FG%	11-31	35.5%
3PT%	1-13	7.7%
FT%	6-10	60%
2nd FG%	10-34	29.4%
3PT%	3-19	15.8%
FT%	12-15	80%
GM FG%	21-65	32.3%
3PT%	4-32	12.5%
FT%	18-25	72.0%

Dead Ball Rebounds: 3, 1

	SAM	ASU
Biggest lead	20 (2nd 10:00)	2 (1st 17:33)
Best Scoring Run	13(2nd 10:00)	7(2nd 14:43)
Lead Changes	2	
Times Tied	3	
Time with Lead	35:42	00:32

Points from	SAM	ASU
Turnovers	12	25
Paint	36	32
Second Chance	17	14
Fast Breaks	14	15
Bench	21	28

Period by Period Scoring	1st	2nd	TOT
SAM	37	37	74
ASU	29	35	64

LIVESTATS BY STATS SPORTS

GAME 12
Pepperdine 79, Alabama State 62
December 11, 2021

MALIBU, Calif. | Kenny Strawbridge (Rockford, Ill.) and Gerald Liddell (Cibolo, Texas) scored in double figures for Alabama State who jumped out to an early lead, but it wasn't enough as Pepperdine used a second half run to pull away from the Hornets for a 79-62 victory at Firestone Fieldhouse Sunday afternoon.

Strawbridge led Alabama State with a double-double, scoring 16 points (7-of-14) shooting and grabbing 11 rebounds, while Liddell added 14 points and recorded a pair of steals. Isaiah Range (Cedar Hill, Texas) added nine points and seven rebounds for Alabama State (1-9) who finished the night shooting 36.9 (24-of-65) percent from the floor. They were held to just 25 (4-of-16) percent from beyond the arc and 58.8 (10-of-17) percent from the free throw line.

The Hornets jumped on top of Pepperdine early in the first half, going on an 11-0 run that tied the game up and then pushed Alabama State ahead 16-8 with 12:03 to play in the half. They would push the lead to as many as 10 at 22-12 with nine minutes left on a pair of free throws from Strawbridge. However, Pepperdine went on a 19-4 run over a span of six minutes to take a 31-26 lead with 2:44 to play in the half.

Alabama State was able to get back to within one at 33-32 on a put back from Range before the Wave hit a three and held on for a two-point lead at the break.

Pepperdine (4-8) used a 22-6 run in the second to pull away for the final margin after shooting 52.7 (29-of-55) percent from the floor and 41.7 (10-of-24) percent from beyond the arc. They also shot 73.3 (11-of-15) percent from the free throw line.

Houston Mallatte led Pepperdine with a game-high 24 points.

Official Basketball Box Score - Final
Alabama St. at Pepperdine
12/11/21 Firestone Fieldhouse, Malibu, Calif.
2021-22 Men's Basketball

Game Time: 3:00 PM
Game Duration: 1:45
Attendance: 500

Officials: Marc Beasley, Sir'Allen Conner, Rick Batiell

Alabama St. - 62 Record: 2-9

NO.	Name		Min	FG M-A	3P M-A	FT M-A	Rebounds OR	DR	TOT	Fouls PF	FD	TP	AS	TO	ST	Blocks BS	BA	+/-
21	Gerald Liddell	F	28:44	6-12	1-1	1-3	2	2	4	2	6	14	1	2	2	0	1	-5
1	DJ Jackson	G	27:27	1-7	0-2	3-6	0	1	1	3	5	5	4	3	2	0	0	-9
5	Juan Reyna	G	24:37	2-9	1-5	2-2	0	1	1	3	1	7	1	1	0	0	0	-14
11	Jayme Mitchell	G	22:33	2-6	1-3	0-0	0	3	3	2	1	5	0	1	1	0	1	-7
20	Kenny Strawbridge	G	34:57	7-14	0-3	2-4	2	9	11	4	5	16	0	3	3	0	3	-18
24	Isaiah Range		31:51	4-11	1-3	0-1	4	3	7	3	1	9	1	1	1	1	0	10
10	Michael Barber		12:16	0-2	0-0	2-2	1	1	2	1	1	2	0	0	0	0	2	-9
4	E.J. Clark		12:33	0-1	0-0	0-0	0	0	0	3	0	0	0	1	0	0	0	-8
14	Christian McCray		05:02	2-3	0-0	0-0	0	0	0	0	0	4	0	0	0	0	0	-5
Team							3	1	4			0		0				
Totals				24-65	4-16	10-17	12	21	33	20	18	62	9	12	9	0	8	-17

Technical Fouls: NONE

Shooting By Period		
1st FG%	11-28	39.3%
3PT%	3-9	33.3%
FT%	9-13	69.2%
2nd FG%	13-37	35.1%
3PT%	1-7	14.3%
FT%	1-4	25%
GM FG%	24-65	36.9%
3PT%	4-16	25.0%
FT%	10-17	58.8%

Dead Ball Rebounds: 3, 0

Pepperdine - 79 Record: 4-8

NO.	Name		Min	FG M-A	3P M-A	FT M-A	Rebounds OR	DR	TOT	Fouls PF	FD	TP	AS	TO	ST	Blocks BS	BA	+/-
3	Keith Fisher III	F	16:00	2-3	0-0	0-0	2	8	10	4	2	4	1	2	0	0	0	13
31	Jan Zolek	F	28:35	6-10	3-5	1-2	1	2	3	1	2	16	3	1	0	0	0	19
0	Houston Mallette	G	29:54	8-12	5-7	3-4	0	4	4	2	5	24	2	0	1	0	0	21
1	Mike Mitchell Jr.	G	24:52	0-3	0-3	0-0	0	1	1	2	2	0	7	2	0	1	0	16
5	Jade Smith	G	25:47	3-5	0-0	5-6	1	6	7	3	5	11	3	3	4	0	0	9
2	Darryl Polk Jr.		24:37	0-3	0-2	0-0	2	2	2	0	1	0	2	3	0	0	0	9
34	Victor Chia Obioha		14:22	3-4	0-0	0-0	1	1	2	2	0	6	0	3	0	4	0	9
24	Maxwell Lewis		13:31	4-10	2-7	0-0	0	2	2	2	1	10	0	2	0	0	0	-4
12	Kendall Munson		14:34	1-2	0-0	0-0	1	5	6	1	0	2	2	0	0	3	0	-6
22	Majok Deng		04:35	1-1	0-0	1-1	1	2	3	1	0	3	1	0	0	0	0	-1
11	Carson Basham		02:06	1-2	0-0	0-0	0	0	0	1	0	2	0	1	0	0	0	0
14	Jay Yoon		01:07	0-0	0-0	1-2	0	1	1	0	1	1	0	0	0	0	0	0
Team							1	0	1			0		1				
Totals				29-55	10-24	11-15	8	33	41	18	20	79	21	18	5	8	0	17

Technical Fouls: NONE

Shooting By Period		
1st FG%	12-27	44.4%
3PT%	6-16	37.5%
FT%	6-8	75%
2nd FG%	17-28	60.7%
3PT%	4-8	50.0%
FT%	5-7	71.4%
GM FG%	29-55	52.7%
3PT%	10-24	41.7%
FT%	11-15	73.3%

Dead Ball Rebounds: 1, 0

	ASU	PEPP
Biggest lead	10 (1st 9:00)	18 (2nd 4:40)
Best Scoring Run	11 (1st 12:03)	10 (2nd 4:40)
Lead Changes	5	
Times Tied	3	
Time with Lead	11:41	26:39

Points from	ASU	PEPP
Turnovers	16	14
Paint	32	32
Second Chance	6	12
Fast Breaks	4	8
Bench	15	24

Period by Period Scoring	1st	2nd	TOT
ASU	34	28	62
PEPP	36	43	79

GAME RECAPS

GAME 13
16/17 Texas 68, Alabama State 48
December 22, 2021

AUSTIN, Texas | Alabama State went ahead early on the road against No. 16/17 Texas at the Frank C. Erwin Center, before the Longhorns were able to pull away in the second half for a 68-48 victory on Wednesday afternoon.

Gerald Liddell (Cibolo, Texas) led Alabama State (1-10) with 16 points on 5-of-12 shooting from the floor, in a game that was picked up on Sunday following the postponement of games for both Texas and the Hornets. Alabama State also played without head coach Mo Williams who was out for the game awaiting the birth of his child.

Juan Reyna (San Antonio, Texas) added 10 points in the loss, connecting on four of his nine shot opportunities for Alabama State who finished the day shooting 36.7 (18-of-49) percent from the floor and 33.3 (5-of-15) percent from beyond the arc. They also shot 63.6 (7-of-11) percent from the free throw line.

Meanwhile, Dylan Disu led Texas with 14 points off the bench, pacing four players in double figures including Marcus Carr with 13. Andrew Jones added 12 and Timmy Allen 10 for the Longhorns who finished the game shooting 42.1 (24-of-57) percent from the floor and just 29.2 (7-of-24) percent from beyond the arc. They also shot 92.9 (13-of-14) percent from the free throw line.

The Hornets got on the board first on a Liddell jumper just 20 seconds into the game in a homecoming of sorts for the junior who started his career at Texas. They continued to build on the lead, taking an early 8-2 and building that lead to 18-9 with 10:36 to play in the half. The Hornets held the lead behind seven straight points from Trace Young (Owensboro, Ky.) over a span of four minutes.

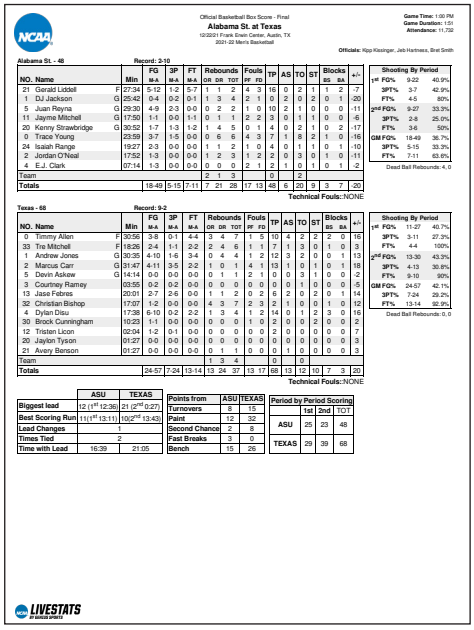

Official Basketball Box Score - Final
Alabama St. at Texas
12/22/21 Frank Erwin Center, Austin, TX
2021-22 Men's Basketball

Game Time: 1:00 PM
Game Duration: 1:51
Attendance: 11,732

Officials: Kipp Kissinger, Jeb Hartness, Bret Smith

Alabama St. - 48 Record: 3-10

NO.	Name	Min	FG M-A	3P M-A	FT M-A	Rebounds OR	DR	TOT	Fouls PF	FD	TP	AS	TO	ST	Blocks BS	BA	+/-
21	Gerald Liddell	F 27:34	5-12	1-2	5-7	1	1	2	4	3	16	0	2	1	1	2	7
1	DJ Jackson	G 25:42	0-4	0-2	0-1	1	3	4	2	1	0	2	0	2	0	1	20
5	Juan Reyna	G 29:30	4-9	2-3	0-0	0	2	2	1	0	10	2	1	0	0	0	-11
11	Jayme Mitchell	G 17:50	1-1	0-0	1-1	0	1	1	2	2	3	0	1	1	0	0	-6
20	Kenny Strawbridge	G 30:52	1-7	0-0	1-2	1	4	5	0	1	4	0	2	1	0	2	-17
0	Trace Young	23:59	3-7	1-5	0-0	0	6	6	4	3	7	1	8	2	1	0	-16
24	Isaiah Range	19:27	2-3	0-0	0-0	1	1	2	1	0	4	0	1	1	0	1	-10
2	Jordan O'Neal	17:52	1-3	0-0	0-0	1	2	3	1	2	2	0	3	0	1	0	-11
4	E.J. Clark	07:14	1-3	0-0	0-0	0	0	0	2	1	2	1	0	1	0	1	-2
Team						2	1	3			0		2				
Totals		18-49	5-15	3-11	7-11	7	21	28	17	13	48	6	20	9	3	7	-20

Shooting By Period

1st FG%	9-22	40.9%
3PT%	3-7	42.9%
FT%	4-5	80%
2nd FG%	9-27	33.3%
3PT%	2-8	25.0%
FT%	3-6	50%
GM FG%	18-49	36.7%
3PT%	5-15	33.3%
FT%	7-11	63.6%

Dead Ball Rebounds: 4, 0

Technical Fouls: NONE

Texas - 68 Record: 9-2

NO.	Name	Min	FG M-A	3P M-A	FT M-A	Rebounds OR	DR	TOT	Fouls PF	FD	TP	AS	TO	ST	Blocks BS	BA	+/-
0	Timmy Allen	F 30:56	3-8	0-1	4-4	3	4	7	1	5	10	4	2	2	2	0	16
33	Tre Mitchell	F 18:26	2-4	1-1	2-2	2	4	6	1	1	7	1	3	0	1	0	3
1	Andrew Jones	G 30:35	4-10	1-6	3-4	0	4	4	1	2	12	3	2	0	0	1	13
2	Marcus Carr	G 31:47	4-11	3-5	2-2	1	0	1	4	1	13	1	0	1	0	1	18
5	Devin Askew	G 14:14	0-0	0-0	0-0	0	1	1	2	1	0	0	3	1	0	0	-2
3	Courtney Ramey	05:06	0-2	0-2	0-0	0	0	0	0	0	0	0	1	0	0	0	-5
13	Jase Febres	20:01	2-7	2-6	0-0	1	1	2	0	2	6	2	0	2	0	1	14
32	Christian Bishop	17:07	1-2	0-0	0-0	4	3	7	2	3	2	1	0	0	1	0	12
4	Dylan Disu	17:38	6-10	0-2	2-2	1	3	4	1	2	14	0	1	2	3	0	16
30	Brock Cunningham	10:23	1-1	0-0	0-0	0	0	0	1	0	2	0	0	2	0	0	2
12	Tristan Licon	02:04	1-2	0-1	0-0	0	0	0	0	0	2	0	0	0	0	0	7
20	Jaylon Tyson	01:27	0-0	0-0	0-0	0	0	0	0	0	0	0	0	0	0	0	3
21	Avery Benson	01:27	0-0	0-0	0-0	0	1	1	0	0	0	1	0	0	0	0	3
Team						1	3	4			0		0				
Totals		24-57	7-24	13-14	13-24	37	13	17	68	13	12	10	7	3	20		

Shooting By Period

1st FG%	11-27	40.7%
3PT%	3-11	27.3%
FT%	4-4	100%
2nd FG%	13-30	43.3%
3PT%	4-13	30.8%
FT%	9-10	90%
GM FG%	24-57	42.1%
3PT%	7-24	29.2%
FT%	13-14	92.9%

Dead Ball Rebounds: 0, 0

Technical Fouls: NONE

	ASU	TEXAS
Biggest lead	12 (1st 12:36)	21 (2nd 0:27)
Best Scoring Run	11 (1st 13:11)	10 (2nd 13:43)
Lead Changes	1	
Times Tied	2	
Time with Lead	16:39	21:05

Points from	ASU	TEXAS
Turnovers	8	15
Paint	12	32
Second Chance	2	8
Fast Breaks	3	0
Bench	15	26

Period by Period Scoring	1st	2nd	TOT
ASU	25	23	48
TEXAS	29	39	68

LIVESTATS BY GAMECAST SPORTS

GAME 14
25/25 Texas Tech 75, Alabama State 53
December 28, 2021

LUBBOCK, Texas | Alabama State closed out their non-conference portion of the schedule, falling to No. 25 Texas Tech 75-53 at the United Supermarkets Arena Wednesday afternoon.

Gerald Liddell (Cibolo, Texas) led Alabama State with 15 points on 6-of-11 shooting from the floor, while grabbing five rebounds and three steals. Meanwhile, Trace Young (Owensboro, Ky.) added 14 points and six rebounds for the Hornets who finished the day shooting 35.3 (18-of-51) percent from the floor, while shooting 29.6 (8-of-27) percent from beyond the arc.

Meanwhile, Texas Tech (10-2) was paced by Davion Warren with 15 points. Kevin McCullar and Adonis Arms each added 11 for the Red Raiders who finished the day shooting 50.9 (29-of-57) percent from the floor and 33.3 (9-of-27) percent from beyond the arc.

The two teams struggled for nearly three minutes to open the game, combining for one shot before Liddell scored the game's first basket on a jumper from the elbow with 17:40 to play in the opening half. They would grow the lead to 5-2 on a Young three-pointer with 16:59 to play in opening half and held a 12-10 lead with just over 12 minutes to play in the half.

Texas Tech (10-2) went on a run at the point, a 7-0 run over two minutes to take a 17-12 lead before Kenny Strawbridge (Rockford, Ill.) put a halt to that run with a three-pointer with 9:52 to play in the half to trim the lead to 17-15. Following that basket, the Red Raiders went on an 12-0 run later in the half to build their lead with the run ending on a DJ Jackson (San Bernardino, Calif.) three-pointer from the right wing before the Hornets went into the locker room trailing 42-27.

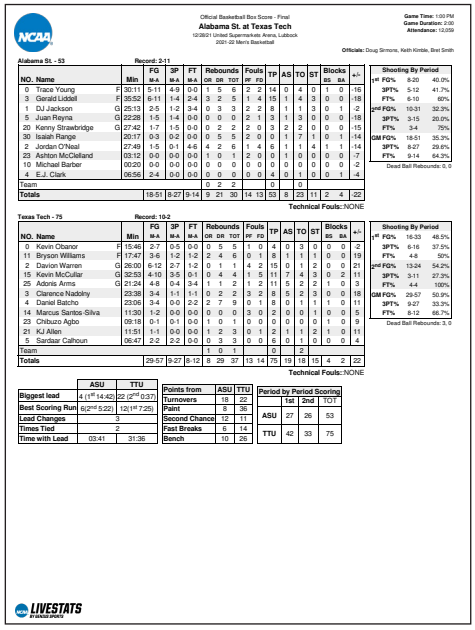

Official Basketball Box Score - Final
Alabama St. at Texas Tech
12/28/21 United Supermarkets Arena, Lubbock
2021-22 Men's Basketball

Game Time: 1:00 PM
Game Duration: 2:00
Attendance: 12,259

Officials: Doug Simons, Keith Kimble, Bret Smith

Alabama St. - 53 Record: 2-11

NO.	Name	Min	FG M-A	3P M-A	FT M-A	Rebounds OR	DR	TOT	Fouls PF	FD	TP	AS	TO	ST	Blocks BS	BA	+/-
0	Trace Young	F 30:11	5-11	4-9	0-0	1	5	6	2	2	14	0	4	0	1	0	-16
3	Gerald Liddell	F 35:52	6-11	1-4	2-4	3	2	5	1	4	15	1	4	3	0	0	-18
1	DJ Jackson	G 25:13	2-5	1-2	3-4	0	3	3	2	2	8	1	1	3	0	1	-2
5	Juan Reyna	G 22:28	1-5	1-4	0-0	0	0	0	2	1	3	1	3	0	0	0	-18
20	Kenny Strawbridge	G 27:42	1-7	1-5	0-0	0	2	2	2	0	3	2	2	0	0	0	-15
30	Isaiah Range	20:17	0-3	0-2	0-0	0	5	5	2	0	0	1	7	1	0	1	-14
2	Jordan O'Neal	27:49	1-5	0-1	4-6	4	2	6	1	4	6	1	1	4	1	1	-14
23	Ashton McClelland	03:12	0-0	0-0	0-0	1	0	1	2	0	0	1	0	0	0	0	-7
10	Michael Barber	00:20	0-0	0-0	0-0	0	0	0	0	0	0	0	0	0	0	0	-2
4	E.J. Clark	06:56	2-4	0-0	0-0	0	0	0	0	0	4	0	1	0	0	1	-4
Team						0	2	2			0		6		0		
Totals		18-51	9-27	9-14	9	21	30	14	13	53	8	23	11	2	4	22	

Shooting By Period

1st FG%	8-20	40.0%
3PT%	5-12	41.7%
FT%	6-10	60%
2nd FG%	10-31	32.3%
3PT%	3-15	20.0%
FT%	3-4	75%
GM FG%	18-51	35.3%
3PT%	8-27	29.6%
FT%	9-14	64.3%

Dead Ball Rebounds: 0, 0

Technical Fouls: NONE

Texas Tech - 75 Record: 10-2

NO.	Name	Min	FG M-A	3P M-A	FT M-A	Rebounds OR	DR	TOT	Fouls PF	FD	TP	AS	TO	ST	Blocks BS	BA	+/-
0	Kevin Obanor	F 15:46	2-7	0-5	0-0	0	5	5	1	0	4	0	3	0	0	0	-2
11	Bryson Williams	F 17:47	3-6	1-2	2-2	4	6	10	0	1	8	1	1	1	0	0	19
2	Davion Warren	G 26:00	6-12	2-7	1-2	0	1	1	4	2	15	0	1	2	0	0	21
15	Kevin McCullar	G 32:53	4-10	3-5	0-1	0	4	4	1	5	11	7	4	3	0	2	11
25	Adonis Arms	G 21:24	4-8	0-4	3-4	1	1	2	1	2	11	5	2	2	1	0	3
3	Clarence Nadolny	23:38	3-4	1-1	1-1	0	2	2	3	2	8	5	2	3	0	0	18
4	Daniel Batcho	23:06	3-4	0-0	2-2	2	7	9	0	1	8	0	1	1	1	0	11
14	Marcus Santos-Silva	11:30	1-2	0-0	0-0	0	0	0	3	0	2	0	0	1	0	0	5
23	Chibuzo Agbo	05:18	0-1	0-1	0-0	1	0	1	0	0	0	0	0	0	1	0	9
21	KJ Allen	11:51	1-1	0-0	0-0	1	2	3	0	1	2	1	1	2	1	0	11
5	Sardaar Calhoun	06:47	2-2	2-2	0-0	0	3	3	0	0	6	0	1	0	0	0	4
Team						0	1	1			0		2				
Totals		29-57	9-27	8-12	8	29	37	13	14	75	19	18	15	4	2	22	

Shooting By Period

1st FG%	16-33	48.5%
3PT%	6-16	37.5%
FT%	4-8	50%
2nd FG%	13-24	54.2%
3PT%	3-11	27.3%
FT%	4-4	100%
GM FG%	29-57	50.9%
3PT%	9-27	33.3%
FT%	8-12	66.7%

Dead Ball Rebounds: 3, 0

Technical Fouls: NONE

	ASU	TTU
Biggest lead	4 (1st 14:42)	22 (2nd 0:37)
Best Scoring Run	6 (2nd 5:22)	13 (1st 7:25)
Lead Changes	3	
Times Tied	2	
Time with Lead	03:41	31:36

Points from	ASU	TTU
Turnovers	18	22
Paint	8	36
Second Chance	12	11
Fast Breaks	6	14
Bench	10	26

Period by Period Scoring	1st	2nd	TOT
ASU	27	26	53
TTU	42	33	75

LIVESTATS BY GAMECAST SPORTS

GAME 15
Alabama State 84, MVSU 75
January 3, 2022

ITTA BENA, Miss. | Kenny Strawbridge (Rockford, Ill.) paced four players in double figures as a shorthanded Alabama State squad picked up a conference-opening 84-75 victory over Mississippi Valley State at the R.W. Harrison HPER Complex on Monday night.

Strawbridge paced Alabama State (2-11, 1-0 SWAC) with a career-high 27 points on 11-of-16 shooting from the floor, including four three-pointers in the victory. He also picked up four rebounds and three steals to help end a six-game losing streak for the Hornets. The road win was first away from home for Alabama State since defeating Mississippi Valley State (January 12, 2021), ending a 15-game streak away from home.

The redshirt sophomore was joined in double figures by Isaiah Range (Cedar Hill, Texas) with a season-high 16 points and eight rebounds. He finished the night shooting 7-of-11 from the floor in 38 minutes, while recording a pair of assists. E.J. Clark (Dallas, Texas) finished with a career-high 14 points and seven assists. He and Range combined to play 70 minutes, dishing out a combined nine assists compared to zero turnovers.

DJ Jackson (San Bernardino, Calif.) added a career-high 10 points, three assists and three steals, while Michael Barber (Jackson, Miss.) finished the game with a career-high 11 rebounds.

Alabama State finished the night shooting 53.7 (29-of-54) percent from floor and 53.8 (7-of-13) percent from beyond the arc, while connecting on 67.9 (19-of-28) percent from the free throw line. They connected on eight of ten from the line in the final three minutes to seal the victory after Mississippi Valley State chipped a 17-point lead for the Hornets down to two with just over six minutes remaining.

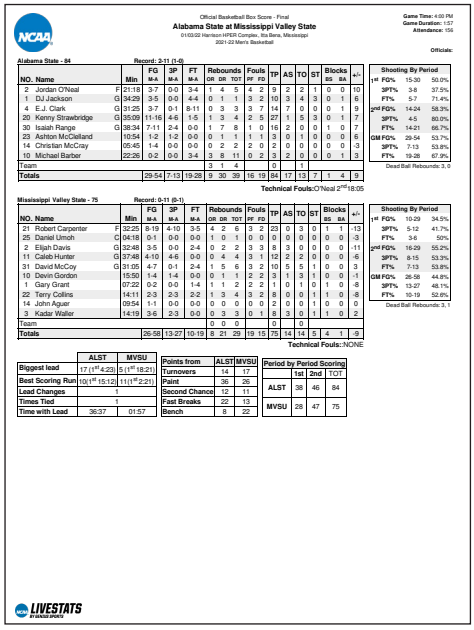

Official Basketball Box Score - Final
Alabama State at Mississippi Valley State
01/03/22 Harrison HPER Complex, Itta Bena, Mississippi
2021-22 Men's Basketball

Game Time: 4:00 PM
Game Duration: 1:57
Attendance: 156

Officials:

Alabama State - 84 Record: 2-11 (1-0)

NO.	Name	Min	FG M-A	3P M-A	FT M-A	Rebounds OR	DR	TOT	Fouls PF	FD	TP	AS	TO	ST	Blocks BS	BA	+/-
2	Jordan O'Neal	F 21:18	3-7	0-0	3-4	1	4	5	4	2	9	2	2	2	0	0	10
1	DJ Jackson	G 34:29	3-5	0-0	4-4	0	1	1	3	2	10	3	4	3	0	1	6
4	E.J. Clark	G 31:25	3-7	0-1	8-11	0	3	3	3	7	14	7	0	0	0	1	9
20	Kenny Strawbridge	G 35:09	11-16	4-6	1-5	1	3	4	2	5	27	1	5	3	0	1	7
30	Isaiah Range	G 38:34	7-11	2-4	0-0	1	7	8	1	0	16	2	0	0	1	0	7
23	Ashton McClelland	10:54	1-2	1-2	0-0	0	1	1	1	1	3	0	1	0	0	0	6
14	Christian McCray	05:45	1-4	0-0	0-0	0	2	2	2	0	2	0	0	0	0	0	-3
10	Michael Barber	22:26	0-2	0-0	3-4	3	8	11	0	2	3	2	0	0	1	3	3
Team						3	1	4			0		1				
Totals		29-54	7-13	19-28	9	30	39	16	19	84	17	13	7	1	4	9	

Shooting By Period

1st FG%	15-30	50.0%
3PT%	3-8	37.5%
FT%	5-7	71.4%
2nd FG%	14-24	58.3%
3PT%	4-5	80.0%
FT%	14-21	66.7%
GM FG%	29-54	53.7%
3PT%	7-13	53.8%
FT%	19-28	67.9%

Dead Ball Rebounds: 3, 0

Technical Fouls: O'Neal 2nd 18:05

Mississippi Valley State - 75 Record: 0-11 (0-1)

NO.	Name	Min	FG M-A	3P M-A	FT M-A	Rebounds OR	DR	TOT	Fouls PF	FD	TP	AS	TO	ST	Blocks BS	BA	+/-
21	Robert Carpenter	F 32:25	8-19	4-10	3-5	4	2	6	3	2	23	0	3	0	1	1	-13
25	Daniel Umoh	C 04:18	0-1	0-0	0-0	1	0	1	0	0	0	0	0	0	0	0	-3
2	Elijah Davis	G 32:48	3-5	0-0	2-4	0	2	2	3	3	8	3	0	0	0	0	-11
11	Caleb Hunter	G 37:48	4-10	4-6	0-0	0	4	4	3	1	12	2	2	0	0	0	-6
31	David McCoy	G 31:05	4-7	0-1	2-4	1	5	6	3	2	10	5	5	1	0	0	3
10	Devin Gordon	15:50	1-4	1-4	0-0	0	1	1	2	2	3	1	3	1	0	0	-1
1	Gary Grant	07:22	0-2	0-0	1-4	1	1	2	2	2	1	0	1	0	1	0	-8
22	Terry Collins	14:11	2-3	2-3	2-2	1	3	4	3	2	8	0	0	1	1	0	-8
14	John Aguer	09:54	1-1	0-0	0-0	0	0	0	0	0	2	0	0	1	0	0	0
3	Kadar Waller	14:19	3-6	2-3	0-0	0	3	3	0	1	8	3	0	1	1	0	2
Team						0	0	0			0		0				
Totals		26-58	13-27	10-19	8	21	29	19	15	75	14	14	5	4	1	-9	

Shooting By Period

1st FG%	10-29	34.5%
3PT%	5-12	41.7%
FT%	3-6	50%
2nd FG%	16-29	55.2%
3PT%	8-15	53.3%
FT%	7-13	53.8%
GM FG%	26-58	44.8%
3PT%	13-27	48.1%
FT%	10-19	52.6%

Dead Ball Rebounds: 3, 1

Technical Fouls: NONE

	ALST	MVSU
Biggest lead	17 (1st 4:23)	5 (1st 18:21)
Best Scoring Run	10 (1st 15:12)	11 (1st 2:21)
Lead Changes	1	
Times Tied	1	
Time with Lead	36:37	01:57

Points from	ALST	MVSU
Turnovers	14	17
Paint	36	26
Second Chance	12	11
Fast Breaks	22	13
Bench	8	22

Period by Period Scoring	1st	2nd	TOT
ALST	38	46	84
MVSU	28	47	75

LIVESTATS BY GAMECAST SPORTS

GAME RECAPS

GAME 16
UAPB 70, Alabama State 68
January 5, 2022

PINE BLUFF, Ark. | Alabama State came up short on the road in Southwestern Athletic Conference (SWAC) play, falling to UAPB at the buzzer 70-68 at H.O. Clemmons Arena on Wednesday night.

The Hornets trailed by five with 1:37 to play following a lay-up before E.J. Clark (Dallas, Texas) knocked down a three-pointer with 50 seconds to play pulling Alabama State to within two at 70-68. Following a timeout called by Alabama State (2-12, 1-1 SWAC), Clark forced a turnover and came away with the steal with 29 seconds to play.

Alabama State held the ball for the final shot and got a good look from Isaiah Range (Cedar Hill, Texas) that bounced off the rim before Kenny Strawbridge (Rockford, Ill.) gathered the offensive rebound and went up for a contested lay-up. That rebound found its way to Jordan O'Neal (Mobile, Ala.) who had the put back roll off the rim as time expired.

O'Neal led Alabama State with a double-double, finishing with 12 points and 10 rebounds, while Clark finished with 12 points on four three-pointers. Jayme Mitchell (Jackson, Miss.) came off the bench to add 11 points, while DJ Jackson (San Bernardino, Calif.) added 11 points and a pair of assists.

Alabama State finished the night shooting 49.1 (27-of-55) percent from the floor and 36.8 (7-of-19) percent from beyond the arc. They also shot 50.0 (7-of-14) percent from the free throw line, while grabbing 33 rebounds and forcing 10 turnovers.

Shawn Williams led four players in double figures for UAPB (3-12, 1-1 SWAC) with 22 points.

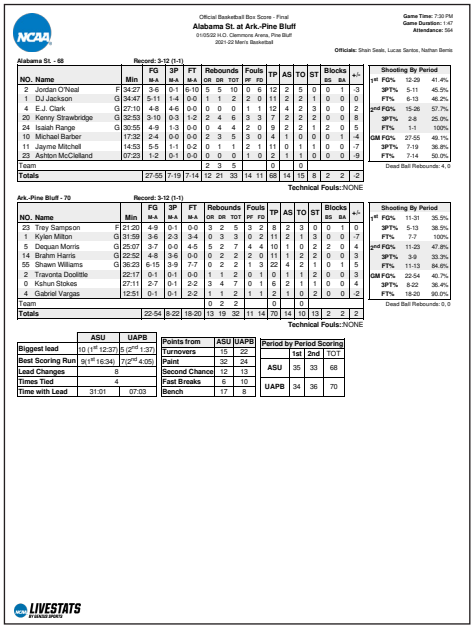

Official Basketball Box Score - Final
Alabama St. at Ark.-Pine Bluff
01/05/22 H.O. Clemmons Arena, Pine Bluff
2021-22 Men's Basketball

Game Time: 7:30 PM
Game Duration: 1:47
Attendance: 564

Officials: Shain Seale, Lucas Santos, Nathan Bemis

Alabama St. - 68 Record: 3-12 (1-1)

NO.	Name		Min	FG M-A	3P M-A	FT M-A	Rebounds OR	DR	TOT	Fouls PF	FD	TP	AS	TO	ST	Blocks BS	BA	+/-
2	Jordan O'Neal	F	34:27	3-6	0-1	6-10	5	5	10	0	6	12	2	5	0	0	1	-3
1	DJ Jackson	G	34:47	5-11	1-4	0-0	1	1	2	2	0	11	2	2	1	0	0	0
4	E.J. Clark	G	27:10	4-8	4-6	0-0	0	0	0	1	1	12	4	2	3	0	0	2
20	Kenny Strawbridge	G	32:53	3-10	0-3	1-2	2	4	6	3	3	7	2	2	2	0	0	8
24	Isaiah Range	G	30:55	4-9	1-3	0-0	0	4	4	2	0	9	2	2	1	2	0	5
10	Michael Barber		17:32	2-4	0-0	0-0	2	3	5	3	0	4	1	0	0	0	1	-4
11	Jayme Mitchell		14:53	5-5	1-1	0-2	0	1	1	2	1	11	0	1	1	0	0	-7
23	Ashton McClelland		07:23	1-2	0-1	0-0	0	0	0	1	0	2	1	1	0	0	0	-8
Team							2	3	5			0		0				
Totals				27-55	7-19	7-14	12	21	33	14	11	68	14	15	8	2	2	-2

Shooting By Period

1st FG%	12-29	41.4%
3PT%	5-11	45.5%
FT%	6-13	46.2%
2nd FG%	15-26	57.7%
3PT%	2-8	25.0%
FT%	1-1	100%
GM FG%	27-55	49.1%
3PT%	7-19	36.8%
FT%	7-14	50.0%

Dead Ball Rebounds: 4, 0

Technical Fouls: NONE

Ark.-Pine Bluff - 70 Record: 3-12 (1-1)

NO.	Name		Min	FG M-A	3P M-A	FT M-A	Rebounds OR	DR	TOT	Fouls PF	FD	TP	AS	TO	ST	Blocks BS	BA	+/-
23	Trey Sampson	F	21:20	4-9	0-1	0-0	3	2	5	3	2	8	2	3	0	0	1	0
1	Kylen Milton	G	31:59	3-6	2-3	3-4	0	3	3	0	2	11	2	1	3	0	0	-7
5	Dequan Morris	G	25:07	3-7	0-0	4-5	5	2	7	4	4	10	1	0	2	2	0	4
14	Brahm Harris	G	32:52	4-8	3-6	0-0	0	2	2	2	0	11	1	2	2	0	0	3
55	Shawn Williams	G	36:23	6-15	3-9	7-7	0	2	2	1	3	22	4	2	1	0	1	5
2	Travonta Doolittle		22:17	0-1	0-1	0-0	1	1	2	0	1	0	1	1	2	0	0	3
0	Kahun Stokes		27:11	2-7	0-1	2-2	3	4	7	0	1	6	2	1	1	0	0	4
4	Gabriel Vargas		12:51	0-1	0-1	2-2	1	1	2	1	1	2	1	0	2	0	0	-2
Team							0	2	2			0		0				
Totals				22-54	8-22	18-20	13	19	32	11	14	70	14	10	13	2	2	-2

Shooting By Period

1st FG%	11-31	35.9%
3PT%	5-13	38.5%
FT%	7-7	100%
2nd FG%	11-23	47.8%
3PT%	3-9	33.3%
FT%	11-13	84.6%
GM FG%	22-54	40.7%
3PT%	8-22	36.4%
FT%	18-20	90.0%

Dead Ball Rebounds: 0, 0

Technical Fouls: NONE

	ASU	UAPB
Biggest lead	10 (1st 12:37)	5 (2nd 1:37)
Best Scoring Run	9(1st 16:34)	7(2nd 4:05)
Lead Changes	8	
Times Tied	4	
Time with Lead	31:01	07:03

Points from	ASU	UAPB
Turnovers	15	22
Paint	32	24
Second Chance	12	13
Fast Breaks	6	10
Bench	17	8

Period by Period Scoring	1st	2nd	TOT
ASU	35	33	68
UAPB	34	36	70

LIVESTATS

GAME 17
Alabama State 72, Jackson State 57
January 8, 2022

MONTGOMERY, Ala.. | After a sluggish first half for both teams, Alabama State settled in during the second half and pulled away from Jackson State for a 72-57 Southwestern Athletic Conference (SWAC) victory at the Dunn-Oliver Acadome on Saturday night.

Alabama State (3-12, 2-1 SWAC) and Jackson State combined for just 43 points in the first half before the Hornets pulled away in the second half by shooting 47.8 percent. They were able to score 50 total points in the second half, seven more than the two combined in the first half.
The Hornets used an 8-0 run that ended at the 14:06 mark to build the insurmountable lead.

Kenny Strawbridge (Rockford, Ill.) finished the night with 17 points and five rebounds to lead Alabama State while also recording a pair of steals. DJ Jackson (San Bernardino, Calif.) added 13 points, five rebounds, three assists and just one turnover from the point for his third consecutive game in double figures, while Isaiah Range added 10 in the win.

Alabama State finished the night shooting 44.4 (20-of-45) percent from the floor, and 25 (2-of-8) percent from beyond the arc, while also shooting 83.3 (30-of-36) percent from the free throw line. They also grabbed 30 rebounds and turned the ball over just 11 times.

Jackson State (2-11, 0-2 SWAC) was led by Chance Moore with 21 points, while Jayveous McKinnis added 14 points and eight rebounds for the Tigers who were held to just 9.5 (2-of-21) percent shooting from beyond the arc.

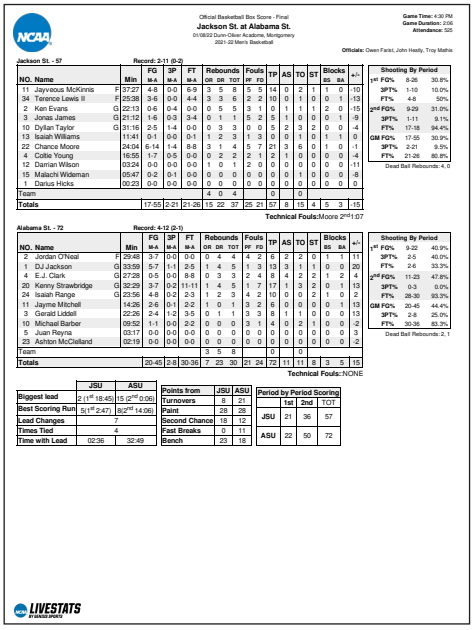

Official Basketball Box Score - Final
Jackson St. at Alabama St.
01/08/22 Dunn-Oliver Acadome, Montgomery
2021-22 Men's Basketball

Game Time: 4:30 PM
Game Duration: 2:06
Attendance: 325

Officials: Owen Farist, John Heidy, Troy Mathis

Jackson St. - 57 Record: 2-11 (0-2)

NO.	Name		Min	FG M-A	3P M-A	FT M-A	Rebounds OR	DR	TOT	Fouls PF	FD	TP	AS	TO	ST	Blocks BS	BA	+/-
11	Jayveous McKinnis	F	37:27	4-8	0-0	6-9	3	5	8	5	5	14	0	2	1	1	0	-10
34	Terence Lewis II	F	25:38	3-6	0-0	4-4	3	3	6	2	2	10	0	1	0	0	1	-13
2	Ken Evans	G	22:13	0-6	0-4	0-0	0	5	5	3	1	0	1	1	1	2	0	-15
3	Jonas James	G	21:12	1-6	0-3	3-4	0	1	1	5	2	5	1	0	0	0	1	-9
10	Dylan Taylor	G	31:16	2-5	1-4	0-0	0	3	3	0	0	5	2	3	2	0	0	-4
13	Isaiah Williams		11:41	0-1	0-0	0-1	1	2	3	1	3	0	0	1	0	1	1	0
22	Chance Moore		24:04	6-14	1-4	8-8	3	1	4	5	7	21	3	6	0	1	0	-1
4	Collie Young		16:55	1-7	0-5	0-0	0	2	2	2	1	2	1	0	0	0	0	-4
12	Darrian Wilson		03:24	0-0	0-0	0-0	1	0	1	2	0	0	0	0	0	0	0	-11
15	Malachi Wideman		05:47	0-2	0-1	0-0	0	0	0	0	0	0	0	1	0	0	0	-8
1	Darius Hicks		00:23	0-0	0-0	0-0	0	0	0	0	0	0	0	0	0	0	0	0
Team							4	0	4			0		0				
Totals				17-55	2-21	21-26	15	22	37	25	21	57	8	15	4	5	3	-15

Shooting By Period

1st FG%	8-26	30.8%
3PT%	1-10	10.0%
FT%	4-8	50%
2nd FG%	9-29	31.0%
3PT%	1-11	9.1%
FT%	17-18	94.4%
GM FG%	17-55	30.9%
3PT%	2-21	9.5%
FT%	21-26	80.8%

Dead Ball Rebounds: 4, 0

Technical Fouls: Moore 2nd 1:07

Alabama St. - 72 Record: 4-12 (2-1)

NO.	Name		Min	FG M-A	3P M-A	FT M-A	Rebounds OR	DR	TOT	Fouls PF	FD	TP	AS	TO	ST	Blocks BS	BA	+/-
2	Jordan O'Neal	F	29:48	3-7	0-0	0-0	0	4	4	4	2	6	2	2	0	1	1	11
1	DJ Jackson	G	33:59	5-7	1-1	2-5	1	4	5	1	3	13	3	1	1	0	0	20
4	E.J. Clark	G	27:28	0-5	0-0	8-8	0	3	3	2	4	8	4	2	2	1	2	4
20	Kenny Strawbridge	G	32:29	3-7	0-2	11-11	1	4	5	1	7	17	1	3	2	0	1	13
24	Isaiah Range	G	23:56	4-8	0-2	2-3	1	2	3	4	2	10	0	0	2	1	0	2
11	Jayme Mitchell		14:26	2-6	0-1	2-2	1	0	1	3	2	6	0	0	0	0	1	13
3	Gerald Liddell		22:26	2-4	1-2	3-5	0	1	1	3	3	8	1	1	0	0	0	13
10	Michael Barber		08:52	1-1	0-0	2-2	0	0	0	3	1	4	0	2	1	0	0	-2
5	Juan Reyna		03:17	0-0	0-0	0-0	0	0	0	0	0	0	0	0	0	0	0	3
23	Ashton McClelland		02:19	0-0	0-0	0-0	0	0	0	0	0	0	0	0	0	0	0	-2
Team							3	5	8			0		0				
Totals				20-45	2-8	30-36	7	23	30	21	24	72	11	11	8	3	5	15

Shooting By Period

1st FG%	9-22	40.9%
3PT%	2-5	40.0%
FT%	2-6	33.3%
2nd FG%	11-23	47.8%
3PT%	0-3	0.0%
FT%	28-30	93.3%
GM FG%	20-45	44.4%
3PT%	2-8	25.0%
FT%	30-36	83.3%

Dead Ball Rebounds: 2, 1

Technical Fouls: NONE

	JSU	ASU
Biggest lead	2 (1st 18:45)	15 (2nd 0:06)
Best Scoring Run	5(1st 2:47)	8(2nd 14:06)
Lead Changes	2	
Times Tied	4	
Time with Lead	02:36	32:49

Points from	JSU	ASU
Turnovers	8	21
Paint	28	26
Second Chance	18	12
Fast Breaks	0	11
Bench	23	18

Period by Period Scoring	1st	2nd	TOT
JSU	21	36	57
ASU	22	50	72

LIVESTATS

GAME 18
Alcorn State 70, Alabama State 60
January 10, 2022

MONTGOMERY, Ala.. | Alabama State fell to Alcorn State 70-60 in Southwestern Athletic Conference (SWAC) play at the Dunn-Oliver Acadome on Monday night.

After a sluggish first half, Alabama State (3-13, 2-2 SWAC) bounced back with a 39-point second half after shooting 43.3 (13-of-30) percent from the floor, but it wasn't enough as Alcorn State (4-11, 3-0 SWAC) shot 63.6 (14-of-22) percent from the floor on just 22 shots from the floor.

Gerald Liddell (Cibolo, Texas) led four players in double figures with 13 points and eight rebounds, while Juan Reyna (San Antonio, Texas) added 11 off the bench with three three-pointers. Jordan O'Neal (Mobile, Ala.) and E.J. Clark (Dallas, Texas) each added 10 for the Hornets who finished the night shooting 33.9 (19-of-56) percent from the floor and 37.5 (6-of-16) percent from beyond the arc.

Paul King led Alcorn State with 15 points.

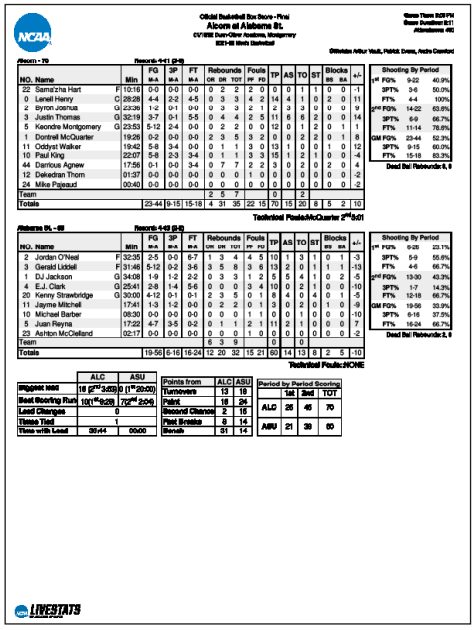

Official Basketball Box Score - Final
Alcorn at Alabama St.
01/10/22 Dunn-Oliver Acadome, Montgomery
2021-22 Men's Basketball

Game Time: 5:30 PM
Game Duration: 2:11
Attendance: 450

Officials: Arthur Vault, Patrick Evans, Archie Crawford

Alcorn - 70 Records: 4-11 (3-0)

NO.	Name		Min	FG M-A	3P M-A	FT M-A	Rebounds OR	DR	TOT	Fouls PF	FD	TP	AS	TO	ST	Blocks BS	BA	+/-
22	Samai'zha Hart	F	10:16	0-0	0-0	0-0	0	2	2	2	0	0	1	1	1	0	0	-1
0	Lenell Henry	C	28:28	4-4	2-2	4-5	0	3	3	4	2	14	4	1	0	2	0	11
2	Byron Joshua	G	23:36	1-2	0-1	0-0	0	3	3	2	1	2	3	3	0	0	0	9
3	Justin Thomas	G	32:19	3-7	0-1	5-5	0	4	4	2	5	11	6	6	2	0	0	14
5	Keondre Montgomery	G	23:53	5-12	2-4	0-0	0	2	2	0	0	12	0	1	2	0	1	1
1	Dontrell McQuarter		19:26	0-2	0-0	0-0	2	3	5	3	2	0	0	2	2	0	1	8
11	Oddyst Walker		19:42	5-8	3-4	0-0	0	1	1	3	0	13	1	0	0	1	0	12
10	Paul King		22:07	5-8	2-3	3-4	0	1	1	3	3	15	1	2	1	0	0	-4
44	Darrious Agnew		17:56	0-1	0-0	3-4	0	7	7	2	2	3	0	2	0	2	0	4
12	Dekedran Thorn		01:37	0-0	0-0	0-0	0	0	0	1	0	0	0	0	0	0	0	-2
24	Mike Pigeaud		00:40	0-0	0-0	0-0	0	0	0	0	0	0	0	0	0	0	0	-2
Team							2	5	7			0		0		2		
Totals				23-44	9-15	15-18	4	31	35	22	15	70	15	20	8	5	2	10

Shooting By Period

1st FG%	9-22	40.9%
3PT%	3-6	50.0%
FT%	4-4	100%
2nd FG%	14-22	63.6%
3PT%	6-9	66.7%
FT%	11-14	78.6%
GM FG%	23-44	52.3%
3PT%	9-15	60.0%
FT%	15-18	83.3%

Dead Ball Rebounds: 0, 0

Technical Fouls: Mc.Quarter 2nd 0:01

Alabama St. - 60 Records: 4-13 (2-0)

NO.	Name		Min	FG M-A	3P M-A	FT M-A	Rebounds OR	DR	TOT	Fouls PF	FD	TP	AS	TO	ST	Blocks BS	BA	+/-
2	Jordan O'Neal	F	32:35	2-5	0-0	6-7	1	3	4	4	5	10	1	3	1	0	1	-1
3	Gerald Liddell	F	31:46	5-12	0-2	3-6	3	5	8	3	6	13	2	0	1	1	1	-13
1	DJ Jackson	G	34:08	1-9	1-2	2-2	0	3	3	1	2	5	5	4	1	0	2	-5
4	E.J. Clark	G	25:41	2-8	1-4	5-6	0	0	0	3	4	10	0	2	1	0	0	-10
20	Kenny Strawbridge	G	30:00	4-12	0-1	0-1	2	3	5	0	1	8	4	0	4	0	1	-5
11	Jayme Mitchell		17:41	1-3	1-2	0-0	0	2	2	0	1	3	0	2	0	1	0	-9
10	Michael Barber		08:30	0-0	0-0	0-0	0	0	0	1	1	0	0	1	0	0	0	-10
5	Juan Reyna		17:22	4-7	3-5	0-2	0	1	1	2	1	11	2	1	0	0	0	7
23	Ashton McClelland		02:17	0-0	0-0	0-0	0	0	0	0	1	0	0	0	0	0	0	-2
Team							6	3	9			0		1				
Totals				19-56	6-16	16-24	12	20	32	15	21	60	14	13	8	2	5	-10

Shooting By Period

1st FG%	9-26	23.1%
3PT%	5-9	55.6%
FT%	4-6	66.7%
2nd FG%	13-30	43.3%
3PT%	1-7	14.3%
FT%	12-18	66.7%
GM FG%	19-56	33.9%
3PT%	6-16	37.5%
FT%	16-24	66.7%

Dead Ball Rebounds: 2, 0

Technical Fouls: NONE

	ALC	ASU
Biggest lead	16 (2nd 3:03)	0 (1st 20:00)
Best Scoring Run	10(1st 9:23)	7(2nd 2:04)
Lead Changes	0	
Times Tied	1	
Time with Lead	39:44	00:00

Points from	ALC	ASU
Turnovers	13	18
Paint	18	24
Second Chance	2	16
Fast Breaks	8	14
Bench	31	14

Period by Period Scoring	1st	2nd	TOT
ALC	25	45	70
ASU	21	39	60

LIVESTATS

GAME RECAPS

GAME 19
Alabama State 59, Alabama A&M 55
January 15, 2022

MONTGOMERY, Ala. | Alabama State got back in the win column on Saturday afternoon with a 59-55 win over rival Alabama A&M inside the Dunn-Oliver Acadome in a Southwestern Athletic Conference (SWAC) game.

In a sluggish game offensively, Alabama State (5-13, 3-2 SWAC) held the Bulldogs to just 22 points in the first half on just 30 percent shooting from the floor and not allowing them to make a long range. The Hornets shot nearly 43 percent, knocking down four threes, and going a perfect 2-2 from the free throw line in the first half. They were able to gain their largest lead of the game of nine points in the half with a 6-0 run with just over three minutes remaining in the first.

The Hornets were outscored in the second half 33-29, however maintained the lead for all but 30 seconds in the entire game. Point guard E.J. Clark (Dallas, Texas) scored a game-high 10 points in the second half, including hitting clutch free throws, going 7-of-9 from the charity stripe for the game.

Trace Young (Owensboro, Ky.) finished the day with a team-high 15 points along with a pair of rebounds, while Clark added 13 points, five rebounds and four assists. Isaiah Range (Cedar Hill, Texas) was the final double-digit scorer, finishing with 11 points and four boards in the win.

Alabama State finished the game shooting 37 (20-of-54) percent from the floor, 36.8 (7-of-19) percent from three and 80 (12-of-15) percent from the free throw line. Their opposition shot just 33.9 (21-of-62) percent from the field and 17.6 (3-of-17) percent from three.

The Bulldogs were led by Jalen Johnson with 16 points, while Anjay Cortez added 13 and Dailin Smith scored 11 points.

Official Basketball Box Score - Final
Alabama A&M at Alabama St.
01/15/22 Dunn-Oliver Acadome, Montgomery
2021-22 Men's Basketball

Game Time: 4:30 PM
Game Duration: 1:57
Attendance: 1,150

Officials:

Alabama A&M - 55 Record: 4-11 (3-2)

NO.	Name		Min	FG M-A	3P M-A	FT M-A	Rebounds OR	DR	TOT	Fouls PF	FD	TP	AS	TO	ST	Blocks BS	BA	+/-
5	Jalen Johnson	F	31:08	6-11	0-0	4-5	1	4	5	2	4	16	0	1	1	2	0	1
34	EJ Williams	C	17:40	0-4	0-0	2-4	2	1	3	0	2	2	1	1	0	1	1	-9
3	Cameron Tucker	G	37:13	1-5	0-2	2-2	0	4	4	1	2	4	4	2	1	0	1	-7
10	Garrett Hicks	G	35:33	3-17	2-12	1-1	1	1	2	4	2	9	2	1	1	0	0	-4
15	Dailin Smith	G	33:18	5-12	0-2	1-1	0	3	3	4	2	11	2	1	0	2	1	-4
23	Anjay Cortez		31:04	6-12	1-1	0-0	3	2	5	0	1	13	1	1	1	0	2	-3
24	Eric Lee		04:49	0-0	0-0	0-0	0	0	0	1	0	0	1	1	1	0	0	3
12	Brandon Powell		04:31	0-0	0-0	0-0	1	0	1	0	0	0	1	0	0	0	0	2
11	Abba Lawal		01:28	0-1	0-0	0-0	0	0	0	0	0	0	0	0	0	0	0	3
4	Jabiri Smith		03:16	0-0	0-0	0-0	0	0	0	0	0	0	0	0	0	0	0	-2
Team							5	1	6			0		0				
Totals				21-62	3-17	10-13	13	16	29	12	13	55	12	8	5	5	5	-4

Technical Fouls::NONE

Shooting By Period		
1st FG%	10-33	30.3%
3PT%	0-7	0.0%
FT%	2-5	40%
2nd FG%	11-29	37.9%
3PT%	3-10	30.0%
FT%	8-8	100%
GM FG%	21-62	33.9%
3PT%	3-17	17.6%
FT%	10-13	76.9%

Dead Ball Rebounds: 2, 0

Alabama St. - 59 Record: 5-13 (3-2)

NO.	Name		Min	FG M-A	3P M-A	FT M-A	Rebounds OR	DR	TOT	Fouls PF	FD	TP	AS	TO	ST	Blocks BS	BA	+/-
3	Gerald Liddell	F	28:45	4-13	1-1	0-0	1	6	7	3	1	9	1	2	0	0	1	-2
1	DJ Jackson	G	18:46	1-3	0-2	2-2	3	2	5	0	1	4	1	3	0	0	0	6
4	E.J. Clark	G	24:37	2-4	2-2	7-9	1	4	5	3	5	13	4	0	3	0	0	3
20	Kenny Strawbridge	G	26:39	2-4	0-1	0-0	1	3	4	1	1	4	0	0	0	0	1	3
30	Isaiah Range	G	30:49	4-10	3-5	0-0	2	2	4	0	0	11	1	1	0	1	1	9
0	Trace Young		16:01	6-13	1-6	2-2	1	1	2	1	1	15	1	3	0	0	1	3
2	Jordan O'Neal		27:17	1-4	0-0	1-2	2	5	7	1	1	3	0	1	2	4	1	3
5	Juan Reyna		12:42	0-2	0-1	0-0	0	1	1	1	1	0	0	1	0	0	0	2
11	Jayme Mitchell		09:14	0-1	0-1	0-0	0	1	1	2	0	0	1	0	0	0	0	1
23	Ashton McClelland		04:00	0-0	0-0	0-0	0	1	1	1	1	0	0	0	0	0	0	-2
10	Michael Barber		01:10	0-0	0-0	0-0	0	1	1	0	0	0	0	0	0	0	0	0
Team							7	2	9			0		7				
Totals				20-54	7-19	12-15	18	29	47	13	12	59	9	18	5	5	5	4

Technical Fouls::NONE

Shooting By Period		
1st FG%	12-28	42.9%
3PT%	4-14	28.6%
FT%	2-2	100%
2nd FG%	8-26	30.8%
3PT%	3-5	60.0%
FT%	10-13	76.9%
GM FG%	20-54	37.0%
3PT%	7-19	36.8%
FT%	12-15	80.0%

Dead Ball Rebounds: 3, 0

	A&M	ASU
Biggest lead	2 (2nd 7:58)	9 (1st 5:07)
Best Scoring Run	7(2nd 7:58)	7(1st 13:48)
Lead Changes	2	
Times Tied	1	
Time with Lead	00:29	38:12

Points from	A&M	ASU
Turnovers	11	4
Paint	26	20
Second Chance	8	14
Fast Breaks	7	3
Bench	13	18

Period by Period Scoring			
	1st	2nd	TOT
A&M	22	33	55
ASU	30	29	59

LIVESTATS BY STATS, INC.

NATIONAL RANKINGS

Associated Press

	Team	Record	Pts
1	Gonzaga (25)	14-2	1,486
2	Auburn (36)	16-1	1,482
3	Arizona	14-1	1,320
4	Purdue	14-2	1,255
5	Baylor	15-2	1,238
6	Duke	14-2	1,205
7	Kansas	14-2	1,192
8	Wisconsin	14-2	1,056
9	UCLA	11-2	1,041
10	Houston	15-2	1,036
11	Villanova	13-4	908
12	Kentucky	14-3	804
13	LSU	15-2	738
14	Michigan State	14-3	681
15	Iowa State	14-3	665
16	USC	14-2	618
17	Illinois	13-3	521
18	Texas Tech	13-4	509
19	Ohio State	11-4	465
20	Xavier	13-3	427
21	Providence	14-2	350
22	Loyola Chicago	13-2	193
23	Texas	13-4	185
24	Tennessee	11-5	98
25	Connecticut	11-4	73

RECEIVING VOTES: Iowa 56, BYU 50, Davidson 34, Alabama 26, San Diego State 25, Miami (FL) 21, Oregon 15, West Virginia 14, Colorado State 13, Texas A&M 10, Oklahoma 7, TCU 4, Indiana 2, North Carolina 2.

Ferris Mowers Coaches Poll

	Team	Record	Pts
1	Gonzaga	14-2	787
2	Auburn	16-1	759
3	Arizona	14-1	687
4	Purdue	14-2	647
5	Duke	14-2	643
6	Baylor	15-2	642
7	Kansas	14-2	611
8	Wisconsin	14-2	546
9	UCLA	11-2	530
10	Houston	15-2	491
11	Villanova	13-4	479
12	Kentucky	14-3	419
13	Michigan St	14-3	366
14	Iowa State	14-3	326
15	Southern California	14-2	322
16	Louisiana State	15-2	300
17	Illinois	13-3	297
18	Ohio St.	11-4	263
19	Texas Tech	13-4	261
20	Xavier	13-3	252
21	Providence	14-2	227
22	Texas	13-4	103
23	Colorado St.	13-1	75
24	Loyola-Chicago	13-2	60
25	Tennessee	11-5	52
	Connecticut	11-4	52

RECEIVING VOTES: Miami-Florida 40; Seton Hall 37; Brigham Young 23; Alabama 21; Davidson 14; Texas A&M 11; San Diego St. 10; Iowa 10; North Carolina 6; Indiana 6; Southern Methodist 5; Oregon 5; West Virginia 4; Texas Christian 4; San Francisco 2; Oklahoma 1; Oakland 1; Murray St. 1; Grand Canyon 1; Boise St. 1.

College Insiders Mid-Major Poll

	Team	Record	Pts
1	Gonzaga (31)	14-2	775
2	Loyola Chicago	13-2	740
3	BYU	15-4	703
4	Iona	14-3	629
5	Murray State	14-2	621
6	Ohio	13-2	583
7	San Francisco	15-3	574
8	Saint Mary's	13-4	543
9	New Mexico State	15-2	520
10	South Dakota State	15-4	472
11	Belmont	13-4	442
12	Oakland	13-4	434
13	Chattanooga	14-4	404
14	Grand Canyon	14-2	386
15	Toledo	13-4	348
16	Drake	12-5	303
17	James Madison	11-3	209
18	Vermont	11-4	206
19	Missouri State	13-6	161
20	Wagner	9-2	147
21	Monmouth	10-5	109
22	Cleveland State	11-4	106
23	Santa Clara	10-5	105
24	Princeton	13-3	74
25	Liberty	12-6	68

RECEIVING VOTES: Furman 58, Southern Utah 46, Towson 36, Jacksonville 30, Texas A&M Corpus Christi 27, Buffalo 24, Navy 22, Weber State 21, Akron 20, Morehead State 17, Norfolk State 16, Utah Valley 16, Seattle 15, Montana State 12, Wofford 12, Oral Roberts 11, Northern Iowa 10, UNC Asheville 7, UC Irvine 4, Jacksonville State 3, Winthrop 3, Fullerton 2, Troy 2.

THE WEEK AHEAD

Monday	Tuesday	Wednesday	Thursday	Friday	Saturday	Sunday
Practice TBA POST GAME 17	Practice 1 pm - 3 pm NO INTERVIEWS 18	Practice 4 pm - 6 pm by request only 19	Practice 1 pm - 3 pm by request only 20	TRAVEL DAY by request only 21	at PVAMU 5:30 pm POST GAME 22	Practice TBA by request only 23

POSTGAME INTERVIEWS

Head coach Mo Williams and selected student-athletes will be available to the media via Zoom following all home games, and selected road games upon request. Any requests for additional coaches or student-athletes not selected may be made to Travis Jarome (tjarome@alasu.edu) any point during or immediately after the game.

GAME NOTES

Game notes for all games are available on the men's basketball page on the official athletics website at BamaStatesports.com.

CREDENTIALS

Credentials for covering Alabama State's 2021-22 men's basketball can be obtained by following the credential requests guidelines on BamaStateSports.com. If you have any questions, you can email Director of Athletic Strategic Communications, Travis Jarome at **tjarome@alasu.edu**.

DISTRIBUTION LIST

To be added to the Alabama State Athletics media distribution list, email your media outlet and email addresses to Director of Athletic Strategic Communications, Travis Jarome at **tjarome@alasu.edu**. All outlets on the distribution list will receive PDFs of the box score and play by play, as well as notes and quotes following each game.

RADIO / TELEVISION ROSTER



0 ● TRACE YOUNG
F ● 6-8 ● 83 ● Jr. - JC
Owensboro, Kentucky

1 ● DJ JACKSON
G ● 6-1 ● 165 ● Fr. - 1L
San Bernardino, California

2 ● JORDAN O'NEAL
F ● 6-7 ● 197 ● So. - 1L
Mobile, Alabama

3 ● GERALD LIDDELL
F ● 6-8 ● 203 ● Jr. - TR
Cibolo, Texas

4 ● E.J. CLARK
G ● 5-11 ● 165 ● Jr. - 1L
Dallas, Texas

5 ● JUAN REYNA
G ● 6-2 ● 182 ● Fr. - HS
San Antionio, Texas

10 ● MICHAEL BARBER
F ● 6-8 ● 212 ● So. - JC
Jackson, Mississippi

11 ● JAYME MITCHELL
G ● 6-5 ● 187 ● Fr. - HS
Jackson, Mississippi



12 ● MALIK SMILEY
G ● 6-4 ● 165 ● R-Fr. - 1L
Birmingham, Alabama

13 ● KAREEM CLARK
G ● 6-3 ● 191 ● Jr. - JC
Sacramento, California

15 ● KEVION STEWART
G ● 6-3 ● 183 ● Sr. - 2L
Memphis, Tennessee

20 ● KENNY STRAWBRIDGE
G ● 6-6 ● 202 ● R-So. - 1L
Rockford, Illinois

21 ● CHRISTIAN MCCRAY
G ● 6-6 ● 171 ● Jr. - TR
Las Vegas, Nevada

22 ● DARRELL REED
F ● 6-8 ● 211 ● Fr. - HS
Hammond, Indiana

23 ● ASHTON MCCLELLAND
G ● 6-0 ● 153 ● R-So. - TR
Houston, Texas

40 ● ISAIAH RANGE
G ● 6-3 ● 215 ● So. - TR
Cedar Hill, Texas

MO WILLIAMS
Head Coach
Second Season

TREY JOHNSON
Associate Head Coach
Second Season

TYRONE LEVETT
Assistant Coach
Fourth Season

KEITH WILLIAMS
Assistant Coach
Second Season