



ALABAMA STATE FOOTBALL

1991 HBCU NATIONAL CHAMPIONS | 1991, 2004 SWAC CHAMPIONS

GAME
2

at

AUBURN
SEPTEMBER 11, 2021



Jordan-Hare Stadium
Auburn, Ala.

11 a.m.
SEC Network
WatchESPN app

SERIES HISTORY

Overall	0-1
Current Streak	AUBURN, W1
First Meeting	Auburn def. Alabama State 63-9 (9/8/18)
Last Meeting	Auburn def. Alabama State 63-9 (9/8/18)

TELEVISION: SEC NETWORK / WATCH ESPN

Play-by Play	Dave Neal
Analyst	Deuce McAllister
Sideline	Andraya Carter

RADIO: HORNET SPORTS NETWORK

Play-by Play	D'Quan Lee
Analyst	Darrell Dapprich
Analyst	Kamarri Darrington
Flagship Station	WVAS-90.7 FM

SOCIAL MEDIA: #STATEofMind

Twitter	@BamaStateFB
Facebook	BamaStateSports
Instagram	@BamaStateSports

CELEBRATION: 120 YEARS of FOOTBALL

The Alabama State University Department of Intercollegiate Athletics announced that five teams will be honored throughout the course of the 2021 season as the Hornets celebrate 120 years of football this fall.

Alabama State will honor five championship teams throughout its history beginning with the Bethune-Cookman contest. The Hornets will honor division champions from 2001, 2003, and 2010, while also honoring the 2004 SWAC championship team.



Alabama State will also honor the 30th anniversary of one of the greatest teams of all-time (from ESPN) in the 1991 HBCU National Championship team that finished 11-0-1 and won the Alamo Heritage Bowl.

2021 SCHEDULE

Miles Sept 4 5 pm W, 14-13	Auburn Sept 11 11 am SEC Network	B-CU Sept 25 5 pm ESPN+	Florida A&M Oct 2 5 pm	UAPB Oct 9 2 pm Bounce-TV	Jackson State Oct 16 2 pm ESPN+	Alabama A&M Oct 30 2:30 pm ESPN3	PVAMU Nov 6 2 pm	MVSU Nov 13 2 pm	Texas Southern Nov 20 2 pm ESPN+	Tuskegee Nov 25 2 pm ESPN+

ALABAMA STATE

Record	1-0 Overall 0-0 SWAC
Rankings	FCS: NR AFCA: NR BOXTOROW: NR
Last Game	def. Miles, 14-13 (9/4/21)
Streak	W1
Head Coach	Donald Hill-Eley
Career Record	77-94 (17th season)
Record at Alabama State	18-17 (5th season)
Record vs. Auburn	0-1

AUBURN

Record	1-0 Overall 0-0 SEC
Rankings	AP: RV Coaches Poll: RV
Last Game	def. Akron 60-10 (9/4/21)
Streak	W1
Head Coach	Bryan Harson
Career Record	77-24 (Eighth season)
Record at Auburn	1-0 (First season)
Record vs. Alabama State	0-0

TALE OF THE TAPE

ALABAMA STATE

14.0	Points/Game
13.0	Points Allowed/Game
123.0	Rush Yards/Game
197.0	Pass Yards/Game
320.0	Total Offense/Game
205.0	Total Defense/Game

AUBURN

60.0
10.0
316.0
297.0
613.0
188.0


(through first game in 2021)

SATURDAY STORYLINES




REMEMBERING 9/11

It has been 20 years since the United States was attacked on September 11, and Alabama State and Auburn mark the anniversary with a game at Jordan-Hare Stadium on Saturday morning. The meeting will be the second all-time between the two schools.



HIXON LEAVES MARK

Alabama State redshirt sophomore **Jeremiah Hixon** made fans forget, at least for a day, a pair of receivers who left after the spring season. The Monroeville-native finished the day with 11 targets, making a game-high eight receptions for 92 yards against Miles.



STEPPING UP, NEXT MAN UP

With several players missing on the defensive side of the ball on Saturday, Alabama State still held Miles to just 205 yards of total offense in the win. Senior **Christian Clark** led the way with 10 tackles on Saturday night, but the question is who is the next man up for the defense.



ALL-TIME AGAINST FBS SCHOOLS *(includes all games)*

ALL-TIME RECORD: 4-22

ALL-TIME RECORD (FBS): 0-9

Year	Opponent	W/L	TT	OPP
2019	UAB	L	19	24
2018	South Alabama	L	7	45
2018	Auburn	L	9	63
2017	Troy	L	7	34
2016	UT-San Antonio	L	13	26
2013	Kentucky	L	14	48
2011	Eastern Michigan	L	7	14
2008	UAB	L	10	45
2006	Troy	L	0	38
2000	Troy^	L	19	62
1999	Troy^	L	20	27
1998	Troy^	L	0	26
1997	Troy^	L	13	20
1996	Troy^	L	6	37
1995	Troy^	L	10	28
1995	UAB^	W	13	3
1994	Troy^	L	27	49
1994	UAB^	W	27	24
1993	Troy^	L	3	38
1992	Troy^	L	14	31
1991	Troy^	W	22	19
1989	Troy^	W	16	13
1975	Troy^	L	16	17
1975	Troy^	L	10	13
1974	Troy^	L	14	18
1972	Arkansas State^	L	7	34

^ - schools were FCS (Division I-AA) at the time, but moved to FBS

Longest Win Streak: 2 Games (1989-1991)

Longest Losing Streak: 15 Games (1995-2019)

SERIES HISTORY

Alabama State trails in the series to Auburn 1-0, with their only meeting coming back in 2018 at Jordan-Hare Stadium.

NETTLES PLAYED AGAINST HIGH SCHOOL COACH IN WEEK ONE

Alabama State and Miles had something in common this week with new Miles' offensive coordinator **Clinton Smith**, a former Hornet. Not only is he a former Hornet coaching Miles, but he is also the former high school coach of current Alabama State quarterback **Ryan Nettles**.

ALABAMA STATE IN SEASON OPENERS, FOLLOWING WIN OVER MILES

Alabama State is 47-65-6 all-time in season openers with some years missing. The Hornets picked up their first win in a season-opener since defeating Tuskegee, 26-20 in the Labor Day Classic back in 2018. The win over Miles ended a streak of back-to-back games to UAB and to Southern (in the spring).

The win against Tuskegee snapped a six-game losing streak in openers dating back to 2012. Prior to that, Alabama State won four out of five season openers with the only loss coming against Florida A&M in 2008.

Head coach **Donald Hill-Eley** is 1-2 in season openers, and is 1-1 at ASU Stadium over that time.

SINCE 2017 IN HOME SEASON OPENER

Alabama State is 2-2 in home openers since 2018 with wins over Miles and Tuskegee. They dropped the home opener against Tuskegee in 2017 and to Southern this past spring.

RECORD NUMBER OF GRADUATES ACROSS THE COUNTRY THIS YEAR

The National Football Foundation (NFF) & College Hall of Fame today released a list of 3,284 student-athletes who have already earned their undergraduate degrees and will be playing college football this fall while pursuing second diplomas. This season marks the fourth year the NFF has compiled the list of graduated players.

Alabama State has the following who have received their degrees prior to the season starting: **Austin Brundidge**,

Christian Clark, **Ezra Gray**, **Joshua Long**, **Kimar Martin**, **Jacquez Payton**, **Cameron Rampersaud**, **Tevin Sharpe**, **Randall Smith**, and **KJ Stokes**.

BUSY YEAR ACADEMICALLY FOR GRAY

Alabama State senior running back **Ezra Gray** had a busy year academically for the Hornets as he was named a William V. Campbell Trophy finalist (Academic Heisman) and was named to the FCS Academic All-Star Team for the second consecutive year.

He was also the first student-athlete from Alabama State, in any sport, to be named a two-time CoSIDA Academic All-America.

Gray joined Alabama quarterback Mac Jones and Chisholm in the backfield announced by the organization and is the lone representative from the Southwestern Athletic Conference (SWAC) on the First Team and is one of five selections from the state of Alabama on the First Team.

He is one of 12 members on the First Team with a 4.00 GPA, and he becomes the first two-time CoSIDA Academic All-America® in school history.

The graduate student is a two-time FCS-ADA selection to the Academic All-Star Team, earning the distinction of being named the FCS-ADA co-Scholar Athlete of the Year in 2019-20, is a two-time CoSIDA Academic All-District selection, a finalist for the William V. Campbell Trophy (considered the Academic Heisman), two-time Magic City Classic Scholar Athlete of the Year, and was a finalist for the Doris Robinson Scholar Athlete of the Year Award this past spring.

On the field, he is a five-time All-SWAC selection as either a running back or return specialist and earned First Team honors as a running back this past spring after leading the conference in rushing. He was named a First Team BOXTOROW All-American this past season, and for his career has rushed for 1,808 yards - a number that places him in the top-10 all-time at Alabama State. He has also scored nine rushing touchdowns, recorded 47 receptions for 265 yards and a touchdown, while also averaging 22.9 yards per kick return during his career.

STATISTICAL MATCHUP: ALABAMA STATE vs. AUBURN

CATEGORY	ALST	NCAA	SWAC	AUBURN	NCAA	SEC
Scoring Offense	14.0	73	6	60.0	3	1
Total Offense	320.0	65	6	613.0	1	1
Rushing Offense	123.0	52	5	316	12	3
Passing Offense	197.0	55	4	297.0	30	5
Passing Efficiency	121.83	50	5	210.55	9	1
Time of Possession	30:25	53	3	24:16	116	13
Scoring Defense	12.0	15	1	10.0	21	4
Total Defense	203.0	10	1	188.0	11	4
Rushing Defense	168.0	59	4	-3.0	2	1
Passing Defense	35.0	1	1	191.0	52	8
Passing Efficiency Defense	102.67	26	2	153.15	99	12
QB Sacks Per Game	2.00	50	5	7.00	3	2
Tackles for Loss	11.0	5	1	11.0	5	3
Net Punting	27.80	92	6	31.00	114	10
Punt Returns	-5.00	102	8	15.00	16	2
Kickoff Returns	-	-	-	20.33	42	6
Turnover Margin	-2.00	84	7	0.00	60	6

THREE NAMED TO BLACK FOOTBALL HALL OF FAME PLAYER OF THE YEAR WATCH LIST

The Black College Football Hall of Fame (BCFHOF) announced the 2021 Watch List for the Black College Player of the Year presented annually to the most outstanding football player from a Historically Black College & University.

Four finalists will be unveiled on November 30, 2021, with the winner of the Black College Football Player of the Year Award being announced during halftime of the Inaugural HBCU Legacy Bowl. The winner will receive the Deacon Jones Trophy during the game to be played February 19, 2022, in New Orleans on the NFL Network.

Alabama State had three players named to the Watch List including senior running back **Ezra Gray**, sophomore defensive back **Irshaad Davis**, and senior defensive lineman **Christian Clark**.

Gray led the team, and conference, in rushing during the spring season with 436 yards on 84 carries in five games. He averaged 5.2 yards per carry and scored three touchdowns, and he rushed for a career-high 195 yards against Jackson State and added another 100-yard game against Alabama A&M. The senior finished 15th nationally in all-purpose yards and 35th in the nation in rushing yards, while he also finished 19th in rushing yards per game on the season. He also earned the nod for return specialist on the Second Team after he returned 10 kicks and averaged 18.50 yards per return. He finished 48th in the nation in combined kick returns and also 48th in kickoff returns.

Davis led Alabama State in tackles with 41 on the season including 31 solo stops. He recorded a pair of tackles for loss and 0.5 sacks on the season, while he also finished with one interception, three pass breakups and a quarterback hurry from his safety position. Davis finished fourth in the conference in tackles and 20th in passes defended on the season, while he also finished 14th in the nation in solo tackles and 58th in total tackles.

Meanwhile, Clark finished with 15 tackles including nine solo stops. Clark recorded 2.5 tackles for loss and one pass breakup, while he also had one forced fumble and was part of a defense that held opponents to just over 800 yards rushing in five games from his nose guard position.

DAVIS NAMED TO THE PRESEASON STARTING LINEUP BY THE COLLEGE FOOTBALL AMERICA YEARBOOK

Alabama State sophomore defensive back Irshaad Davis was named to the 2021 Football Championship Subdivision (FCS) Preseason Starting Lineup announced by the College Football America Yearbook publication.

Davis led the Hornets with 41 tackles on the season including 31 individual stops. He recorded a pair of tackles for loss and 0.5 sacks in the spring, while also recording an interception along with three pass breakups and a quarterback hurry from his safety spot. Davis finished in the top five in the

Southwestern Athletic Conference (SWAC) in tackles and 20th in passes defended, while also being 14th in the country in solo tackles prior to the FCS playoffs.

The sophomore was one of three players selected from an HBCU including conference opponent Jordan Lewis (Southern) on the First Team defense and Dacquari Wilson (North Carolina A&T) on the First Team offense.

SIX NAMED PRESEASON ALL-AMERICAN BY BOXTOROW

Alabama State led the way with six selections to the BOXTOROW preseason HBCU college football All-American team, leading a contingent of 30 players selected prior to the start of the 2021 season.

Ezra Gray led the selections after earning First Team All-SWAC honors and leading the team, and the conference, in rushing during the spring season with 436 yards on 84 carries in five games. He averaged 5.2 yards per carry and scored three touchdowns, and he rushed for a career-high 195 yards against Jackson State and added another 100-yard game against Alabama A&M. The senior finished 15th nationally in all-purpose yards and 35th in the nation in rushing yards, while he also finished 19th in rushing yards per game on the season.

He was joined on the offense by tight end Terrance Ellis who started all five games at tight end and recorded a career-high 12 receptions for 77 yards, averaging 6.42 yards per reception. Redshirt freshman Travon Taylor also earned offensive honors after playing in all five games last season and helping the team rush for 905 yards and pass for 1,011.

The three were joined by three defensive players led by defensive linemen Christian Clark who finished with 15 tackles including nine solo stops. Clark recorded 2.5 tackles for loss and one pass breakup, while he also had one forced fumble and was part of a defense that held opponents to just over 800 yards rushing in five games from his nose guard position.

He was joined on the defensive side of the ball by a pair of defensive backs including Irshaad Davis who led Alabama State in tackles with 41 on the season including 31 solo stops. He recorded a pair of tackles for loss and 0.5 sacks on the season, while he also finished with one interception, three pass breakups and a quarterback hurry from his safety position. Davis finished fourth in the conference in tackles and 20th in passes defended on the season, while he also finished 14th in the nation in solo tackles and 58th in total tackles. Naytron Culpepper who finished the year with 15 tackles, including nine solo stops, joins Davis as a preseason pick in defensive backfield. He also finished the year with a pair of tackles for loss from his cornerback position and finished the year with four pass breakups. Culpepper also finished 19th in the conference in pass breakups this spring. The Hornets led the way with six selections, while UAPB had four. A host of schools including Alabama A&M, Tennessee State, Southern, Bowie State, and Jackson State each had three selections.

BOXTOROW has administered the All-America team since 2007 and the voters are comprised of media members from around



ALL-TIME SERIES WITH AUBURN *(since 1901)*

ALL-TIME RECORD: 0-1

Year	W/L	TT	OPP
2018	L	9	63

Longest Win Streak: -

Longest Losing Streak: 1 Game (2018)

LAST MEETING vs AUBURN *(September 19 2018)*

AUBURN, Ala. | Alabama State was able to move the football and made big plays throughout the night, but the depth of seventh-ranked Auburn proved too much as they pulled away for a 63-9 victory over the visiting Hornets.

The announced crowd of 84,806 was the largest crowd that Alabama State has played in front, in their first trip to Jordan-Hare Stadium.

Alabama State (1-1) had their chances early, forcing Auburn into a three-and-out on their first offensive possession and then forced a fumble on the second drive of the game by the Tigers. Alabama State came off the turnover with a 51-yard pass from Darryl Pearson, Jr. to Dieuly Aristilde to set the Hornets up at the Auburn 30-yard line. However, the Hornets lost a yard on back-to-back plays before a 43-yard field goal from Hunter Hanson missed wide left.

Auburn (2-0) was able to score on back-to-back possessions, before an interception by Daniel Thomas pushed the lead to 21-0 in the first quarter. Ezra Gray returned the ensuing kickoff 99 yards for an Alabama State touchdown, before it was called back to a holding call on the return. The kick would have been a career long by Gray, and would have been the longest of the year on the Southwestern Athletic Conference (SWAC).

The Tigers scored on four of five possessions in the second quarter to go up 42-0 before Ricky Haley put Alabama State on the scoreboard. The Hornets had Auburn backed up to their goal line, and Haley was able to wrap up back-up quarterback Malik Willis for a safety to trim the lead to 42-2 with 4:48 remaining in the half.

The Hornets final score came on a 29-yard touchdown pass from KHA'Darris Davis to Joe Williams IV in the back of the end zone on a third and long play. Williams reached up and over a defender, grabbing the ball and was able to get a foot on the ground before falling out of bounds.

Talesin Farmer led the rushing attack for Alabama State with 40 yards on 10 carries, while Pearson finished the night with 99 yards passing. Gray led the Hornets with three receptions as Alabama State tallied 205 yards of total offense. Meanwhile, Auburn had a pair of backs - Ja'Tarvious Whitlow (122) and Shaun Shivers (117) - go over 100 yards. Meanwhile, Jarrett Stidham finished the night 6-of-11 for 113 yards and a touchdown for Auburn, who finished with 567 yards of total offense.

Defensively, Joshua Hill led Alabama State with eight tackles and the Hornets forced four fumbles by Auburn on the night, two of which that were recovered by Devon Booker.

SWAC STANDINGS

EAST	CONF	PCT	OVER	PCT
Jackson State	1-0	1.000	1-0	.000
Alabama AGM	0-0	.000	1-0	1.000
Alabama State	0-0	.000	1-0	1.000
Bethune-Cookman	0-0	.000	0-1	.000
Mississippi Valley State	0-0	.000	0-1	.000
Florida AGM	0-1	.000	0-1	.000

WEST	CONF	PCT	OVER	PCT
Prairie View AGM	1-0	1.000	1-0	.000
Grambling State	0-0	.000	1-0	.000
UAPB	0-0	.000	1-0	.000
Alcorn State	0-0	.000	0-1	.000
Southern	0-0	.000	0-1	.000
Texas Southern	0-1	.000	0-1	.000

SWAC SCHEDULE

SATURDAY, AUGUST 28
North Carolina Central 23, Alcorn State 14

THURSDAY, SEPTEMBER 2
Murray State 35, Mississippi Valley State 0

SATURDAY, SEPTEMBER 4
Alabama State 14, Miles 13
UAPB 34, Lane 16
Troy 55, Southern 3
Alabama AGM 42, South Carolina State 41
Prairie View AGM 40, Texas Southern 17
UTEP 38, Bethune-Cookman 28

SUNDAY, SEPTEMBER 5
Jackson State 7, Florida AGM 6
Grambling State 16, Tennessee State 10

SATURDAY, SEPTEMBER 11	
Alabama State at Auburn	11 a.m.
Fort Valley State at Florida AGMq	5 p.m.
Bethune-Cookman at Central Florida	5:30 p.m.
Texas Southern at Baylor	6 p.m.
Jackson State vs. Tennessee State	6 p.m.
Northwestern State at Alcorn State	6 p.m.
Miles at Southern	6 p.m.
Grambling State at Southern Miss	6 p.m.
Prairie View AGM at Incarnate Word	7 p.m.

THURSDAY, SEPTEMBER 16	
Alabama AGM at Bethune-Cookman	6:30 p.m.

SATURDAY, SEPTEMBER 18	
Mississippi Valley State at Stephen F. Austin	6 p.m.
UAPB at Central Arkansas	6 p.m.
Florida AGM at South Florida	6 p.m.
McNeese State at Southern	6 p.m.
Grambling State at Houston	6 p.m.
Houston Baptist at Prairie View AGM	6 p.m.
Jackson State at ULM	7 p.m.
Alcorn State at South Alabama	7 p.m.

THURSDAY, SEPTEMBER 23	
Alcorn State at UAPB	6:30 pm

SATURDAY, SEPTEMBER 25	
Delta State at Jackson State	2 p.m.
Alabama AGM vs. Tuskegee	4 p.m.
Prairie View AGM at Grambling State	4 p.m.
Bethune-Cookman at Alabama State	5 p.m.
Texas Southern at Rice	5:30 p.m.

SUNDAY, SEPTEMBER 26

the nation that cover HBCU football.

FUTURE MEAC/SWAC MATCHUPS UNVEIELED

The 2021 SWAC/MEAC Challenge, Executive Director of the Cricket Celebration Bowl, and Cricket SWAC/MEAC Challenge Kickoff John T. Grant announced the future matchups of the annual HBCU football season opener.

Following the game this season, Alabama State and Howard will kick off the 2022 season in Atlanta, while in 2023 Jackson State and South Carolina State will meet. The final game announced was in 2024 featuring Florida AGM and Norfolk State.

Even though a matchup has not been announced for 2025, Grant said that Southern has committed to play in the 2025 SWAC/MEAC Challenge.

AUBREY GRACE NAMED TO THE PUNTER OF THE YEAR WATCH LIST

Alabama State freshman punter **Aubrey Grace** was named to the FCS Punter of the Year Watch List, announced by the Augusta Sports Council.

The award honors the nation's top collegiate punter in the FCS, and Grace becomes the second Hornet to be named to the Watch List – joining Anthony Craven in 2019. The 20 candidates on the list incorporate a broad spectrum of Football Championship Series (FCS) punters. The 2021 watch list was compiled based on the 2020 FCS Punter of the Year watch list, the 2020 All-Conference teams, the 2020 All-American Teams, and the 2021 preseason All-Conference teams.

Grace, a First All-SWAC preseason selection and a Spring 2021 BOXTOROW All-American, finished the year with 28 punts for 1,150 total yards. He averaged 41.7 yards per punt and booted a long of 57. He forced three fair catches and had seven land inside the 20, while he finished the year with nine punts of 50 yards or more. The freshman finished second in the conference in punting average and first in punts of 50 yards or more, and he finished 20th in the nation in punting.

He joins a list that includes Andrew Foster (Morehead State), Austin Dunlap (Southeastern Louisiana), Ben Niesner (Valparaiso), Brady Schutt (South Dakota), Chris Faddoul (Florida AGM), D.J. Amson (Northern Arizona), Daniel Whelan (UC Davis), Harry O’Kelly (James Madison), Joe Gurley (North Alabama), Jon Sot (Harvard), JT Bohlken (Illinois State), Kaleb Mosley (Tennessee State), Matthew Campbell (The Citadel), Matt McRobert (Sam Houston), Nathan Fondacaro (Villanova), Noah Gettman (Sacred Heart), Patrick Haughney (Holy Cross), Ryan Richter (Norfolk State), and Zach Haynes (Southeast Missouri).

The FCS Punter of the Year Award winner will be voted on by the FCS Punter of the Year Award/Ray Guy Award Committee and will be announced after regular season play commences (subject to change based on current on COVID-19 updates and decision making by the NCAA and other organizing bodies).

ALABAMA STATE TO HONOR FIVE TEAMS DURING THE 120-YEAR ANNIVERSARY OF

THE PROGRAM

The Alabama State University Department of Intercollegiate Athletics announced that five teams will be honored throughout the course of the 2021 season as the Hornets celebrate 120 years of football this fall.

Alabama State and Miles will kick off the season on Saturday, September 4 in the Labor Day Classic at ASU Stadium, with the Hornets honoring the 2004 Southwestern Athletic Conference (SWAC) championship team that finished 10-2 and defeated Southern 40-35 in the championship game. That year, Alabama State reeled off five consecutive conference wins to secure a berth in the championship game behind the late Tarvaris Jackson at quarterback.

The Hornets return home on September 25, facing Bethune-Cookman in the conference opener with kick set for 5 pm on Greek Unity Day. Alabama State will honor the 2001 SWAC Division champions that played in the championship game. That season, Alabama State finished 8-4 including winning eight consecutive games after dropping the first two of the season.

Alabama State and UAPB meet for homecoming at ASU Stadium on October 9, with kick set for 2 pm. The Hornets will celebrate the 30th anniversary of the 1991 SWAC and HBCU National Champions led by the late Houston Markham. The team finished 11-0-1 that season including a 36-13 victory over North Carolina A&T in the Alamo Heritage Bowl to cap off the unbeaten season.

The Hornets kick off November with Texas Southern on Military Appreciation Day (November 20) with kick set for 2 pm. They will honor the 2003 SWAC Division champions during the contest, a team that made the championship game before falling to Southern. The Hornets finished 8-5 that season including a streak of three consecutive wins to end the season capped off with victory in the Turkey Day Classic.

Alabama State will close out the regular season with the Turkey Day Classic against Tuskegee on November 25, honoring the 2010 SWAC Division champions. That season, Alabama State finished 7-5 including a steak of four consecutive wins.

ESPN FAMILY OF NETWORKS

The Southwestern Athletic Conference (SWAC) has announced additions to the 2021 football television schedule, including a pair of home games featuring Alabama State.

The 2021 slate, which includes a record number of league games slated to be available on ESPN's linear and digital platforms, no features five additional games that have been slated to be carried live on ESPN+.

Alabama State will be featured on ESPN+ twice in five days as the platform has picked up the Texas Southern game on November 20 and the Turkey Day Classic against Tuskegee on November 25. Both games will kick at 2 pm.

Those games join games already airing for the Hornets on the ESPN Family of Networks including on the road against

Auburn (September 11) on the SEC Network. The Hornets can also be seen on ESPN+ at home against Bethune-Cookman (September 25), on the road against Jackson State (October 16) on ESPN+, and the Magic City Classic in Birmingham against Alabama A&M (October 30) on ESPN3 and tape-de-layed on ESPNU.

The two additional games give Alabama State six games on the ESPN Family of Networks this fall.

Alabama State opens the 2021 season next weekend at ASU Stadium against Miles, with kick set for 5 pm.

ALABAMA STATE HAS EIGHT SELECTIONS FOR PRESEASON ALL-SWAC

The Southwestern Athletic Conference (SWAC) released the 2021 Preseason All-Conference teams at Media Days, and Alabama State is well-represented with eight slots on the two teams.

Ezra Gray was named First Team running back after he led the team, and conference, in rushing this season with 436 yards on 84 carries in five games. He averaged 5.2 yards per carry and scored three touchdowns, and he rushed for a career-high 195 yards against Jackson State and added another 100-yard game against Alabama A&M. The senior finished 15th nationally in all-purpose yards and 35th in the nation in rushing yards, while he also finished 19th in rushing yards per game on the season. He also earned the nod for return specialist on the Second Team after he returned 10 kicks and averaged 18.50 yards per return. He finished 48th in the nation in combined kick returns and also 48th in kickoff returns.

Gray was joined on the first team on the defensive side by three players including **Irshaad Davis** who led Alabama State in tackles with 41 on the season including 31 solo stops. He recorded a pair of tackles for loss and 0.5 sacks on the season, while he also finished with one interception, three pass breakups and a quarterback hurry from his safety position. Davis finished fourth in the conference in tackles and 20th in passes defended on the season, while he also finished 14th in the nation in solo tackles and 58th in total tackles.

He was joined by a pair of defensive linemen including **Christian Clark** who finished with 15 tackles including nine solo stops. Clark recorded 2.5 tackles for loss and one pass breakup, while he also had one forced fumble and part of a defense that held opponents to just over 800 yards rushing in five games from his nose guard position. **Andrew Ogletree** also earned a spot on the first team after he finished with 15 tackles this spring, including nine solo stops. He finished with five tackles for loss and 2.5 sacks, while he also recorded five quarterback hurries. Ogletree finished 15th in the conference in tackles for loss, while he also finished 79th in the nation in sacks and 86th in tackles for loss.

Freshman **Aubrey Grace** earned a First Team selection as the punter after he finished the year with 28 punts for 1,150 total yards and averaged 41.7 yards per punt and booted a long of 57. He forced three fair catches and had seven land inside the 20, while he also finished the year with nine punts of 50 yards

or more. The freshman finished second in the conference in punting average and first in punts of 50 yards or more, and he finished 20th in the nation in punting.

A pair of players joined Gray on the Second Team including defensive back **Naytron Culpepper** who finished the year with 15 tackles, including nine solo stops. He also finished the year with a pair of tackles for loss from his cornerback position and finished the year with four pass breakups. Culpepper also finished 19th in the conference in pass breakups this spring. Rounding out the preseason selections for Alabama State was tight end **Terrance Ellis** who started all five games at tight end and recorded a career-high 12 receptions for 77 yards, averaging 6.42 yards per reception.

HORNETS PICKED FOURTH IN THE DIVISION IN PRESEASON POLL

Alabama State was picked to finish fourth in the SWAC East Division behind Alabama A&M (122), Florida A&M (109), and Jackson State (80) after picking up 78 total votes in the preseason poll on a vote by the league's head coaches and sports information directors.

DAVIS NAMED SECOND TEAM AFCA ALL-AMERICAN IN SPRING 2021

Alabama State sophomore defensive back Irshaad Davis was named to the 2021 Spring AFCA Football Championship Subdivision (FCS) Coaches' All-America Second Team announced by the American Football Coaches Association.

Davis, a First Team All-SWAC and BOXTOROW All-America selection, led Alabama State in tackles with 41 on the season including 31 solo stops. He recorded a pair of tackles for loss and 0.5 sacks on the season, while he also recorded one interception, three pass breakups, and a quarterback hurry from his safety position. Davis finished fourth in the conference in tackles and 20th in passes defended on the season, while he also was 14th in the nation in solo tackles and 58th in total tackles prior to the FCS playoffs.

The sophomore was one of four players selected from an HBCU including Jordan Lewis (Southern) and Decobie Durant (South Carolina State) on the First Team defense. Davis was joined on the Second Team by Alabama A&M receiver Abdul-Fatai Ibrahim.

The AFCA has selected an All-America team since 1945 and currently selects teams in all five of its divisions, and the teams are the only All-America teams chosen by the coaches. This year's team is made up of 24 seniors, 16 juniors, eight sophomores, and two graduate students.

2021 PRESEASON HONORDS

LUKE BARNES (LS)
National Football Foundation Scholar-Athlete nominee
Preseason All-SWAC (Phil Steele)

CHRISTIAN CLARK (DL)
Black College Football Hall of Fame Player of the Year Watch List
Preseason All-American (BOXTOROW)
Preseason All-SWAC (Coaches/SIDs)
Preseason All-SWAC (Phil Steele)

NAYTRON CULPEPPER (DB)
Preseason All-American (BOXTOROW)
Preseason All-SWAC Second Team (Coaches/SIDs)
Preseason All-SWAC Second Team (Phil Steele)

IRSHAAD DAVIS (DB)
Black College Football Hall of Fame Player of the Year Watch List
Preseason Starting Lineup (College Football AA Yearbook)
Preseason All-American (BOXTOROW)
Preseason All-SWAC (Coaches/SIDs)
Preseason All-SWAC (Phil Steele)

TERRANCE ELLIS (TE)
Preseason All-American (BOXTOROW)
Preseason All-SWAC Second Team (Coaches/SIDs)

AUBREY GRACE (P)
FCS Punter of the Year Watch List
Preseason All-SWAC (Coaches/SIDs)
Preseason All-SWAC Third Team (Phil Steele)

EZRA GRAY (RB)
Black College Football Hall of Fame Player of the Year Watch List
Preseason All-American (BOXTOROW)
Preseason All-SWAC (Coaches/SIDs)
Preseason All-SWAC (Phil Steele)
Preseason All-SWAC Second Team (AP) (Phil Steele)
Preseason All-SWAC Third Team (KR) (Phil Steele)

RYAN NETTLES (QB)
Preseason All-SWAC Third Team (Phil Steele)

ANDREW OGLETREE (DL)
Preseason All-SWAC Second Team (Coaches/SIDs)
Preseason All-SWAC Second Team (Phil Steele)

CAMERON RAMPERSAUD (DL)
Preseason All-SWAC Third Team (Phil Steele)

TRAVON TAYLOR (OL)
Preseason All-American (BOXTOROW)

NICHOLAS TERRY (LB)
Preseason All-SWAC Third Team (Phil Steele)

RECORD BREAKDOWN

	2021	SWAC
Overall	1-0	0-0
vs. SWAC	0-0	0-0
vs. Non-Conference	1-0	0-0
at ASU Stadium	1-0	0-0
in Away Game	0-0	0-0
at Neutral Sites	0-0	0-0
Day Games	1-0	0-0
Night Games (6 p.m. start or later)	0-0	0-0
vs. Top 25 Teams	0-0	0-0
vs. Top 10 Teams	0-0	0-0
vs. Top 5 Teams	0-0	0-0
vs. Top-Ranked Teams	0-0	0-0
TV Games	0-0	0-0
on Bounce	1-0	0-0
on ESPN2	0-0	0-0
on ESPN3	0-0	0-0
on ESPN+	0-0	0-0
on ESPNU	0-0	0-0
Scoring First	1-0	0-0
Opponents Score First	0-0	0-0
Leading at Halftime	1-0	0-0
Trailing at Halftime	0-0	0-0
Tied at Halftime	0-0	0-0
Leading after Third Quarter	1-0	0-0
Trailing after Third Quarter	0-0	0-0
Tied after Third Quarter	0-0	0-0
Overtime Games	1-0	0-0
Scoring less than 20 points	1-0	0-0
Scoring 20-29 points	0-0	0-0
Scoring 30-39 points	0-0	0-0
Scoring 40-49 points	0-0	0-0
Scoring 50+ points	0-0	0-0
Allowing less than 20 points	1-0	0-0
Allowing 20-29 points	0-0	0-0
Allowing 30-39 points	0-0	0-0
Allowing 40-49 points	0-0	0-0
Allowing 50+ points	0-0	0-0
Totalling 300-399 yards of total offense	1-0	0-0
Totalling 400-499 yards of total offense	0-0	0-0
Totalling 500-599 yards of total offense	0-0	0-0
Totalling 600-plus yards of total offense	0-0	0-0
Rushing for less than 100 yards	0-0	0-0
Rushing for 150-plus yards	0-0	0-0
Passing for less than 300 yards	1-0	0-0
Passing for 300-399 yards	0-0	0-0
Passing for 400-499 yards	0-0	0-0
Passing for 500-plus yards	0-0	0-0
Allowing less than 100 yards rushing	0-0	0-0
Allowing 100-199 yards rushing	1-0	0-0
Allowing 200-plus yards rushing	0-0	0-0
Allowing less than 200 yards passing	0-0	0-0
Allowing 200-299 yards passing	0-0	0-0
Allowing 300-399 yards passing	0-0	0-0
Allowing 400-plus yards passing	0-0	0-0
Allowing less than 300 yards total offense	1-0	0-0
Allowing 300-399 yards of total offense	0-0	0-0
Allowing 400-499 yards of total offense	0-0	0-0
Allowing 500-plus yards of total offense	0-0	0-0
Having no turnovers	0-0	0-0
Forcing no turnovers	1-0	0-0
Leading turnover margin	0-0	0-0
Trailing turnover margin	1-0	0-0
Tied in turnover margin	0-0	0-0
Having < 2 takeaways	1-0	0-0
Having 2 or more takeaways	0-0	0-0
Leading in time of possession	1-0	0-0
When trailing in time of possessions	0-0	0-0

TRANSFER PORTAL OPENS UP FOR ALABAMA STATE FOLLOWING SPRING 2021

Alabama State picked up several players, also losing, from the transfer portal following the spring 2021 season:

Player	School (Previous FCS/FBS)
BJ Crim	Western Kentucky
Breyon Gaddy	Maryland
Austin Gavin	Troy
Geronda Hall	Old Dominion
Joshua Long	Samford
Brandon McDuffie	Incarnate Word
Jacquez Payton	Jacksonville State
KJ Stokes	Purdue

Ruggs (Ole Miss) and McDuffie (Incarnate Word) originally signed with their programs out of high school before transferring to junior colleges last season.

ALABAMA STATE HAS SEVERAL RIVER REGION KIDS ON THEIR ROSTER

Alabama State has made a habit recently of recruiting the River Region, and this year have several players from the area on the roster:

Player	School
Colton Adams	Wetumpka
Samuel Blackshear	Lanier
Cosmin Diaconu	Autauga Academy
Jeffrey Flowers	Alabama Christian
Austin Gavin	Saint James
Aubrey Grace	Pike Road
Hunter Hanson	Alabama Christian
Jake Howard	Prattville
Joshua Knight	Park Crossing
Jacory Merritt	Lanier
Trevor Robinson	Park Crossing
Keeundra Salter	Lee
Anthony Scott	Carver
Tevin Sharpe	Autauga Academy
KJ Stokes	Stanhope Elmore
Romello Tarver	Park Crossing

NETTLES NAMED FRESHMAN OF THE YEAR IN THE SWAC

Ryan Nettles was selected as the Southwestern Athletic Conference (SWAC) Freshman of the Year, and six others were chosen all-conference on a vote of the league's head coaches sports information directors announced by the conference office Thursday morning.

Nettles, who was recently named a finalist for the Jerry Rice Award which is presented to the national freshman of the year in college football's Division I subdivision, was named the SWAC Newcomer of the Week four times and the SWAC Offensive Player of the Week once. He also finished the season with 917 yards through the air on 85-for-144 passing and eight touchdowns, with a 59.0 completion percentage and was one of the top five quarterbacks in every statistical category. Nettles is also listed 26th overall in the nation in passing touchdowns and 39th in passing yards, while also finishing

in the top 50 in passing efficiency, passing yards per game, points responsible for, points responsible for per game.

NETTLES NAMED FINALIST FOR THE JERRY RICE AWARD (TOP FRESHMAN)

Ryan Nettles was named as one of 16 finalists for the Jerry Rice Award, which is presented to the national freshman of the year in college football's Division I subdivision, announced by Stats Perform FCS on Monday.

Nettles finished the spring 2021 season completing 85 of his 144 attempts (59.0 percent) for 917 yards and eight touchdowns. He also rushed the ball for 110 yards and one touchdown in five games, with his most notable game coming against Mississippi Valley State where he finished with 361 yards of total offense and four total touchdowns. Nettles was named the SWAC Newcomer of the Week four times this spring and the Offensive Player of the Week one time.

The Rice Award is named for the legendary Hall of Fame wide receiver and is celebrating its 10th anniversary season. Los Angeles Rams wide receiver Cooper Kupp is the most prominent winner of the award, and the most recent recipient in 2019, former North Dakota State quarterback Trey Lance, is projected to be one of the early selections in the NFL Draft on April 29.

Nettles joins a list that includes Bronson Barron (Weber State), Quinton Cage (Nicholls), Isaac Dowling (Mercer), Draylen Ellis (Austin Peay), Ty French (Gardner-Webb), Mark Gronowski (South Dakota State), Billy Lucas (Duquesne), Seth Morgan (VMI), Tony Muskett (Monmouth), Tommy Schuster (North Dakota), Matthew Sluka (Holy Cross), Devon Starling (Tennessee State), Keyon Turner (Valparaiso), Jared Verse (Albany), and Cameron Ward (UIW).

GRAY ONE OF 13 FINALISTS NAMED FOR THE DORIS ROBINSON SCHOLAR-ATHLETE AWARD

Thirteen FCS players - one from each conference in college football's Division I subdivision - were announced as finalists for the STATS FCS Doris Robinson Scholar-Athlete Award, including Alabama State running back Ezra Gray.

A graduate student competing in his final year for the Hornets, Gray was named the FCS-ADA Scholar Athlete of the Year and was also named a finalist for the William V. Campbell Trophy - considered the Academic Heisman - this past year. He finished the spring season leading the conference in rushing, earning First Team All-Conference honors, and was named a BOXTOROW All-American.

Named after the late school teacher and wife of legendary Grambling State coach Eddie Robinson, the sixth annual award is presented to an FCS student-athlete who excels not only in the classroom, but in the community and beyond.



NETTLES MISSED MOST OF THREE SEASONS BEFORE GETTING UNDER CENTER LAST SEASON

Alabama State quarterback Ryan Nettles missed the better part of three years of football before getting under center last season. He was injured during his senior year of high school, then sat out his first year at Alabama State to rehab before COVID-19 hit.

He was finally able to get on the field and did not disappoint. He was selected as the Southwestern Athletic Conference (SWAC) Freshman of the Year, and six others were chosen all-conference on a vote of the league's head coaches sports information directors announced by the conference office.

Nettles, who was named a finalist for the Jerry Rice Award which is presented to the national freshman of the year in college football's Division I subdivision, was named the SWAC Newcomer of the Week four times and the SWAC Offensive Player of the Week once. He also finished the season with 917 yards through the air on 85-for-144 passing and eight touchdowns, with a 59.0 completion percentage and was one of the top five quarterbacks in every statistical category. Nettles is also listed 26th overall in the nation in passing touchdowns and 39th in passing yards, while also finishing in the top 50 in passing efficiency, passing yards per game, points responsible for, points responsible for per game.

GRAY ONE OF THE BEST

Ezra Gray was named First Team running back after he led the team, and conference, in rushing this season with 436 yards on 84 carries in five games. He averaged 5.2 yards per carry and scored three touchdowns, and he rushed for a career-high 195 yards against Jackson State and added another 100-yard game against Alabama A&M. The senior finished 15th nationally in all-purpose yards and 35th in the nation in rushing yards, while he also finished 19th in rushing yards per game on the season.

YOUNGEST OFFENSIVE LINE IN THE CONFERENCE RETURNS

The youngest offensive line in the conference last season returns led by BOXTOROW All-American **Travon Taylor**,

OFFENSE

Josh Anjorin, Robert Alston, Charlie Maxwell, and Taurrian Stafford. They are joined by several newcomers this season highlighted by Montgomery-native **Keeundra Salter** among others.

AUBURN TIE ON OFFENSE

There is a tie between Alabama State and Auburn on the offensive side of the ball, and involves Gray. His brother, **Enrique Davis** originally committed to Auburn out of school before enrolling at Ole Miss. He is currently on staff with the New York Jets.

HIXON RETURNS THIS FALL AND MAKES A SPLASH IN RETURN

Jeremiah Hixon, who changed his hometown from Spanish Fort (Ala.) to his true hometown of Monroeville (Ala.) over the summer, made a splash in the return to fall football on Saturday. He was targeted 11 times and came up eight receptions in a win over Miles in overtime. The redshirt-sophomore finished with 92 yards receiving.

And if that wasn't enough, the hometown of Monroeville should bring back some memories. It is the same hometown as former Hornets and current NFL offensive lineman for the Houston Texans **Tytus Howard** (highest draft pick in school history).

NETTLES TARGETED EIGHT DIFFERENT RECEIVERS SATURDAY AGAINST MILES

Alabama State quarterback Ryan Nettles targeted eight different receivers against Miles, with each making a reception. Other than Hixon's 11, **Keron Jones** was targeted the most with six and made four receptions (40 yards).

QUARTERBACK ROOM IS CROWDED AND LED BY NETTLES

The quarterback room is crowded yet again with redshirt freshman **Ryan Nettles** returning after a stellar first year under center in which he was named a Jerry Rice finalist (Top Freshman). The SWAC Newcomer of the Year passed 917 yards and eight touchdowns in his first season, and he will be backed up by **Myles Crawley** and **Joe Owens, Jr.** this season. Crawley played in a pair of games last season in the wildcat formation and scored on a rushing touchdown.

SWAC PLAYERS OF THE WEEK OFFENSE

Week 1	Aqeel Glass, Alabama A&M
Week 2	
Week 3	
Week 4	
Week 5	
Week 6	
Week 7	
Week 8	
Week 9	
Week 10	
Week 11	
Week 12	

DEFENSE

Week 1	Aubrey Miller, Jackson State
Week 2	
Week 3	
Week 4	
Week 5	
Week 6	
Week 7	
Week 8	
Week 9	
Week 10	
Week 11	
Week 12	

SPECIAL TEAMS

Week 1	Garrett Urban, Grambling State
Week 2	
Week 3	
Week 4	
Week 5	
Week 6	
Week 7	
Week 8	
Week 9	
Week 10	
Week 11	
Week 12	

NEWCOMER

Week 1	Jawon Pass, PVAMU
Week 2	
Week 3	
Week 4	
Week 5	
Week 6	
Week 7	
Week 8	
Week 9	
Week 10	
Week 11	
Week 12	

HORNETS IN THE SWAC

	RANK	VALUE
Scoring Offense	8	14.0
Scoring Defense	4	13.0
Total Offense	6	320.0
Total Defense	1	205.0
Rushing Offense	6	123.0
Rushing Defense	8	170.0
Passing	5	197.0
Offensive Efficiency	6	121.8
Passing Defense	1	35.0
Defensive Efficiency	4	102.7
Kickoff Returns	12	0.0
Punt Returns	9	-5.0
Kickoffs	4	43.5
Point After Attempts	t-1	1.000
Field Goals	t-7	.000
Punting	6	27.8
Sacks Against	7	2
Interceptions	t-7	0
Sacks By	1	4
First Downs	6	17.0
Third Down Conversions	6	33.3
Fourth Down Conversions	4	50.0
Opponents First Downs	1	12.0
Opponent Third Down Conversions	1	21.4
Opponent Fourth Down Conversions	7	66.7
Penalties	2	35.0
Opponent Penalties	12	6.0
Time of Possession	3	30:25

HORNETS IN THE SWAC (INDIVIDUAL)

AUSTIN BRUDIDGE	RANK	VALUE
Tackles for Loss	6	2.0

CHRISTIAN CLARK	RANK	VALUE
Tackles	3	10.0

COSMIN DIACONU	RANK	VALUE
Scoring (Kick)	10	2.0

AUBREY GRACE	RANK	VALUE
Punting	9	35.8

IRSHAAD DAVIS	RANK	VALUE
Tackles	10	8.0

EZRA GRAY	RANK	VALUE
Rushing	7	67.0
Total Offense	16	67.0
All-Purpose	25	67.0

JEREMIAH HIXON	RANK	VALUE
Receiving	4	92.0
All-Purpose	9	92.0

KERON JONES	RANK	VALUE
Receiving	21	40.0

JACORY MERRITT	RANK	VALUE
Scoring	25	6.0

RYAN NETTLES	RANK	VALUE
Rushing	16	42.0
Passing	5	197.0
Scoring	7	6.0
Total Offense	4	239.0

NICHOLAS TERRY	RANK	VALUE
Tackles for Loss	1	3.5



SPECIAL TEAMS WATCH

GRACE, ONE OF THE BEST IN THE NATION

Freshman **Aubrey Grace** has solidified himself as one of the best in the nation when it comes to punting the football. The freshman was most recently was named to the FCS Punter of the Year Watch List.

Grace, a First All-SWAC preseason selection and a Spring 2021 BOXTOROW All-American, finished the year with 28 punts for 1,150 total yards. He averaged 41.7 yards per punt and booted a long of 57. He forced three fair catches and had seven land inside the 20, while he finished the year with nine punts of 50 yards or more. The freshman finished second in the conference in punting average and first in punts of 50 yards or more, and he finished 20th in the nation in punting.

He joins a list that includes Andrew Foster (Morehead State), Austin Dunlap (Southeastern Louisiana), Ben Niesner (Valparaiso), Brady Schutt (South Dakota), Chris Faddoul (Florida A&M), D.J. Amson (Northern Arizona), Daniel Whelan (UC Davis), Harry O’Kelly (James Madison), Joe Gurley (North Alabama), Jon Sot (Harvard), JT Bohlken (Illinois State), Kaleb Mosley (Tennessee State), Matthew Campbell (The Citadel), Matt McRobert (Sam Houston), Nathan Fondacaro (Villanova), Noah Gettman (Sacred Heart), Patrick Haughney (Holy Cross), Ryan Richter (Norfolk State), and Zach Haynes (Southeast Missouri).

The FCS Punter of the Year Award winner will be voted on by the FCS Punter of the Year Award/Ray Guy Award Committee and will be announced after regular season play commences (subject to change based on current on COVID-19 updates and decision making by the NCAA and other organizing bodies).

BARNES ONE OF THE BEST LONG SNAPPERS IN THE COUNTRY

Senior Luke Barnes is one of the best long snappers in the country, both on the field and in the classroom. The recent graduate of Alabama State has a 4.0 grade point average and has been nominated for the academic award from the National Football Foundation. He has also proven himself on the field by being named All-Conference, and most recently was named an All-America long snapper.

GRAY SHINES ON SPECIAL TEAMS, AS WELL AS OFFENSE

Senior **Ezra Gray** was named Second Team All-SWAC as a return specialist and has been the main return man for the Hornets since his freshman season.

Gray was also named Second Team return specialist after he returned 10 kicks and averaged 18.50 yards per return. He finished 48th in the nation in combined kick returns and also 48th in kickoff returns.

LOCAL TALENTS HANDLE THE KICKING DUTIES FOR THE HORNETS

Three different student-athletes handle kicking duties for Alabama State, and all three are from the River Region. Senior **Hunter Hanson** (Montgomery, Ala.) handles the extra point attempts and field goals, while **Cosmin Diaconu** (Prattville, Ala.) handles field goals and kickoffs. Meanwhile, **Aubrey Grace** (Pike Road, Ala.) handles punting, but can also placekick.

HANSON LOOKS TO ADD TO HIS CAREER POINT TOTAL THIS FALL

Hunter Hanson, the most experienced of the kicking crew, looks to add to his scoring total this fall after 17 points (all PATs) in the spring.

Hanson scored a career-best 52 points during his freshman season with 12 field goals and 16 extra points. He followed that up with 41 points his sophomore season on eight field goals and 17 extra points. During his junior season, Hanson scored 46 points on eight field goals and 22 extra points.

During his career, Hanson has scored 156 points throughout his career (28 field goals / 72 extra points). He is currently on pace to reach 200 if he continues his normal scoring pace.

TWITTER SENSATION

Luke Barnes is a twitter sensation as he seems to find ways to perfect his snapping. Whether it is snapping through stairs on the field, or over the wall, Barnes has a knack for the unbelievable. He recently snapped a ball from the mid-deck in the stadium into a waiting garnage can on the field.



DEFENSE

HORNETS SHINE IN 2021 DEBUT

Alabama State held Miles to just 205 yards of total offense in a 14-13 overtime win in the Labor Day Classic last weekend. As a unit, they had a shut going against the Golden Bears out until 3:44 remaining in the contest. The Hornets held Miles to just 170 yards rushing and 35 yards passing (3-for-9) in the win.

PAYTON HAS PICK SIX CALLED BACK

Jacquez Payton, a transfer from Jacksonville State, brought the crowd to its feet early in the game when he intercepted a pass and took it back for a touchdown. However, it was called back to an encroachment penalty, but that is the reason he was brought to Alabama State.

ADAMS LEAVES GAME EARLY WITH INJURY

Alabama State redshirt freshman linebacker Colton Adams (better known as Bubba) left the game against Miles early after making three tackles. There is no update on Adams for the week, but he is not listed on the depth chart.

SHEDDING THE POUNDS

Alabama State defensive lineman Christian Clark, already on the of the best in the conference and in FCS, has dropped weight since last fall and into the spring season. The senior was hovering around the mid-390s last year and before the game against Miles, weighed in at 343. That 50-plus pounds dropped by the senior in less than a year.

SPEAKING OF CLARK

The senior recorded 10 tackles in the win over Miles on Saturday, with nine of those coming as assisted tackles. The total was just one off of his career-high set against Kennesaw State back in 2019.

AUBURN TIES ON THE ALABAMA STATE DEFENSE

There is an Auburn tie this weekend on the Alabama State defense heading into the game at Jordan-Hare Stadium. Alabama State sophomore defensive back, Irshaad Davis, is the brother of former Auburn, and current NFL defensive back, Carlton Davis.

DAVIS AND CLARK SHARE A COMMON BOND THESE DAY

Sophomore defensive back Irshaad Davis and senior defensive lineman Christian Clark share a common bond, and not playing on the same field on Saturdays. The two have older players who play in the National Football League (NFL), and have won the last two Super Bowls.

In Super Bowl LIV against the San Francisco 49ers, Frank Clark recorded a sack on Jimmy Garoppolo on a fourth down late in the fourth quarter during the 31-20 win. The next season, Clark and the Chiefs lost to Carlton Davis and the Tampa Bay Buccaneers in Super Bowl LV.

MISSING IN ACTION

Three key defensive players were out of action on Saturday against Miles on Saturday, with all three starting games in the spring. Junior defensive back Naytron Culpepper, sophomore linebacker Devonte Webster, and junior defensive back Daniel Troutman (season-ending injury in spring).

SEEING DOUBLE

Alabama State has a pair of twins on the defensive side of the football in Devonte Webster (linebacker) and Bryce Webster (defensive back).

SOMETHING ABOUT A GUY NAMED BUBBA IN ALABAMA ON THE FOOTBALL FIELD

Those were the words uttered about Colton Adams, better known by one name - Bubba, at SWAC Media Days during the summer. The redshirt freshmen has been injured the better part of his first two years, but has still made an impact. He will do so in his third different number this season. Adams will don the number 1, alongside receiver Jeremiah Hixon. Last season, in just two games, Adams finished as the team's fourth-leading tackler in the spring with 18. He recorded a season-high 11 against Southern in the season opener.

ONE OF THE BEST IN THE LEAGUE ON DEFENSE

Alabama State finished the year holding teams to 24.2 points per game, which was good for a top-five finish in the SWAC. They also held teams to 140.8 yards rushing per game.

HORNETS IN NCAA RANKINGS ()

AUSTIN BRUNDIDGE	NCAA	SWAC	VALUE
Tackles For Loss	22	4	2.00

CHRISTIAN CLARK	NCAA	SWAC	VALUE
Tackles For Loss	58	9	1.5
Total Tackles	35	2	10.0

IRSHAAD DAVIS	NCAA	SWAC	VALUE
Total Tackles	92	8	8.0

RODNEY ECHOLS	NCAA	SWAC	VALUE
Sacks	7	1	1.50
Tackles For Loss	58	9	1.5

AUBREY GRACE	NCAA	SWAC	VALUE
Punting	59	5	35.8

EZRA GRAY	NCAA	SWAC	VALUE
Rush Yards per Carry	25	3	6.70
Rushing Yards	69	5	67
Rushing Yards per Game	68	5	67.0

JEREMIAH HIXON	NCAA	SWAC	VALUE
Receiving Yards	39	4	92
Receiving Yards per Game	39	4	92.0
Receptions per Game	5	2	8.0

JACORY MERRITT	NCAA	SWAC	VALUE
Scoring	77	4	6.0
Total Touchdowns	46	2	1

XAVIUS MITCHELL	NCAA	SWAC	VALUE
Passes Defended	68	7	1.0

RYAN NETTLES	NCAA	SWAC	VALUE
Completion Percentage	22	3	.667
Completions Per Game	33	3	20.00
Passing Efficiency	50	5	121.8
Passing Yards	48	4	197
Passing Yards Per Game	47	4	197.0
Passing Yard per Completion	69	5	9.85
Scoring	77	4	6.0
Total Offense	42	4	239.0
Total Touchdowns	46	2	1
Yards per Pass Attempt	50	4	5.57

JACQUEZ PAYTON	NCAA	SWAC	VALUE
Passes Defended	68	7	1.0

JEFFREY SCOTT	NCAA	SWAC	VALUE
Passes Defended	68	7	1.0

NICHOLAS TERRY	NCAA	SWAC	VALUE
Sacks	19	3	1.00
Tackles for Loss	2	1	3.5

THE HILL-ELEY FILE

Born	July 29, 1969
Hometown	Suffolk, Va.
Wife	Kelley
Children	Ayinde and Jacob

COACHING HISTORY

Year	School	Position
1991	Virginia Union	student assistant
1992-93	Hampton	graduate assistant
1994-95	Baltimore Stallions (CFL)	assistant
1996-97	Toronto Argonauts	volunteer
1997-00	Hampton	offensive coordinator
2001	Morgan State	offensive coordinator
2002-13	Morgan State	head coach
2014	Norfolk State	assistant coach
2015-17	Alabama State	associate head coach
2017	Alabama State	interim head coach
2018-	Alabama State,	head coach

RECORD AGAINST OPPONENTS

Akron	0-2
Alabama A&M	1-1
Alcorn State	0-1
Army	0-1
Auburn	0-1
Bethune-Cookman	5-7
Bowie State	3-1
Bowling Green	0-1
Buffalo	0-1
Delaware State	7-5
Edward Waters	1-0
Florida A&M	3-6
Gardner-Webb	0-2
Grambling State	0-2
Hampton	4-8
Howard	10-2
Jackson State	1-1
Kennesaw State	0-1
Liberty	0-1
Maine	0-1
Maryland	0-1
Miles	1-0
Mississippi Valley State	2-0
Monmouth	1-1
Morris Brown	1-0
Norfolk State	3-9
North Carolina A&T	10-3
North Carolina Central	3-1
North Dakota State	0-1
Prairie View A&M	0-1
Robert Morris	1-1
Rutgers	0-1
Sacred Heart	1-0
San Jose State	0-1
Savannah State	4-0
South Alabama	0-1
South Carolina State	2-9
Texas Southern	3-0
Towson	2-6
Tuskegee	0-1
Western Kentucky	0-1
Winston-Salem State	2-1



HEAD COACH DONALD HILL-ELEY

Donald Hill-Eley is in his seventh season at Alabama State University, and his fifth in the lead role after he was named the Head Football Coach of the program on December 7 following a stint as the Interim Head Coach.

Eley was named to the Interim role on October 6, 2017 after an 0-5 start to the season, and guided the Hornets to five wins in their final six games including a victory in the Magic City Classic over Alabama A&M and a pair of wins on opponents' homecoming weekends. He also guided the Hornets to four road wins to close the season, all in conference play.

Through four seasons as the head coach at Alabama State, Eley has posted a 17-17 record, including a 3-3 record during the COVID-19 pandemic in the spring of 2021. During his time at Alabama State, Eley has seen growth inside the program with several all-conference selections and the first-ever first round pick in the NFL Draft, Tytus Howard - the 23rd overall pick of the Houston Texans.

He came to Alabama State after a one-year stint as wide receivers coach at Norfolk State, and was responsible tight ends and special teams.

After Eley took over the Hornets, the team finished atop the Southwestern Athletic Conference (SWAC) in both scoring defense and total defense. The Hornets allowed 18.0 points per game and allowed opposing teams 303.5 yards per game of total offense. The defense held opponents to just 155.64 yards through the air.

The long-time Mid-Eastern Athletic

Conference (MEAC) coach spent 13 seasons at Morgan State (2001-13). After his first season as offensive coordinator, Eley spent the final 12 as head coach and was named 2002 MEAC Coach of the year. His 59 wins rank third all-time in Bears' history. He spent four seasons at Hampton (1997-2000) as offensive coordinator and pro liaison, helping the Pirates win an HBCU National Championship, two MEAC titles, and the 1999 Heritage Bowl. Eley spent four seasons in professional football in the Canadian Football League, first with the Baltimore Stallions (1994-95) as receivers coach before two seasons with the Toronto Argonauts as a guest coach (1996-97). Hill was on the staff of three straight Grey Cup championship teams (1995-97) during his time in the CFL.

After graduating from Virginia Union, he entered the coaching ranks at his alma mater in 1991 before becoming a graduate assistant at Hampton in 1992, where he received his master's in counseling in 1995. He is presently completing his Ph.D. at Morgan State.


THE ELEY WORKSHEET (HEAD COACH)

Year	School	Overall Record	Conf Record	Finish
2002	Morgan State	7-5	5-3	4th
2003	Morgan State	6-5	4-3	5th
2004	Morgan State	5-6	3-4	6th
2005	Morgan State	2-9	1-7	9th
2006	Morgan State	5-6	4-4	6th
2007	Morgan State	5-6	4-5	6th
2008	Morgan State	6-6	1-3	6th
2009	Morgan State	6-5	4-4	4th
2010	Morgan State	4-7	3-5	5th
2011	Morgan State	5-6	4-4	7th
2012	Morgan State	3-8	2-6	10th
2013	Morgan State	5-7	5-3	3rd
2017	Alabama State	5-1	4-1	2nd
2018	Alabama State	4-7	2-4	4th
2019	Alabama State	5-6	4-3	3rd
2020*	Alabama State	3-3	3-2	2nd
2021	Alabama State	1-0	-	-
Totals	16-plus seasons	77-94	54-61	
	Morgan State (12)	59-76	40-51	
	Alabama State (4)	18-17	14-10	

* - Spring 2021 season



ASU STADIUM

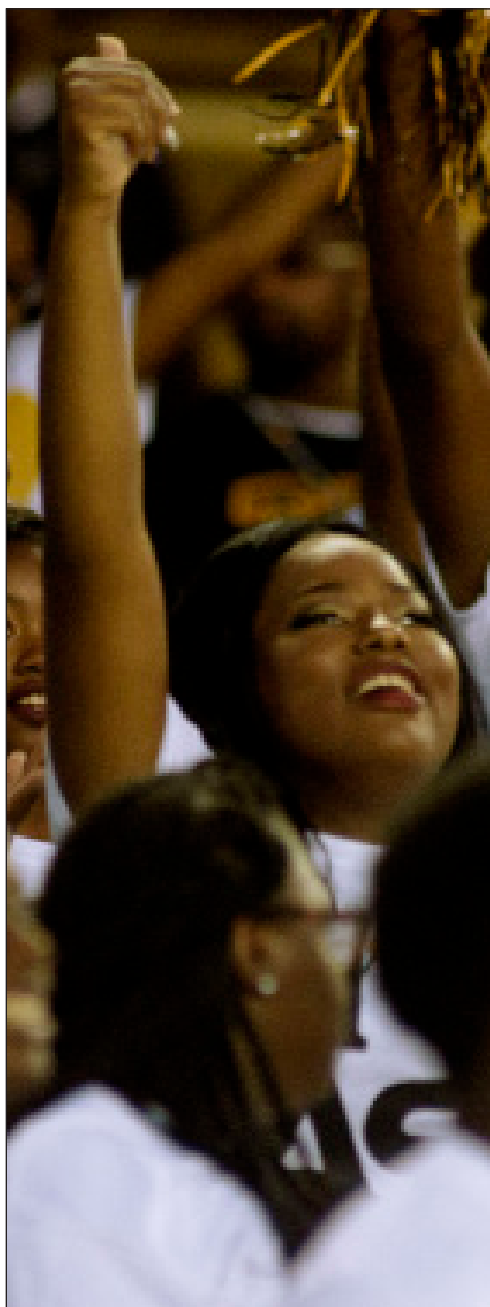


SINGLE GAME ATTENDANCE

Rk	Attend	Opponent	Date
1	27,828	Tuskegee	9/7/19
2	27,500	Tuskegee	11/22/12
3	26,222	Tuskegee	9/1/18
4	25,442	Tuskegee	9/2/17
5	20,703	Jacksonville St.	8/31/13
6	18,972	Miles	11/24/16
7	17,560	Jackson State	11/8/14
8	17,309	Grambling State	9/21/19
9	15,887	Kennesaw State	9/14/19
10	15,725	Tennessee St.	9/6/14
11	15,553	Alcorn State	10/5/17
12	15,322	Edward Waters	11/23/17
13	15,252	PVAMU	11/28/19
14	15,201	Miles	11/21/15
15	15,143	Southern	11/9/13
16	14,428	Jackson State	11/10/18
17	14,396	Stillman	11/28/13
18	13,825	MVSU	9/13/14
19	13,156	Stillman	11/22/14
20	12,721	Alcorn State	10/5/19

STADIUM QUICK FACTS

Opened	November 22, 2012
First Game	Tuskegee
Result	L, 25-27
Record	22-19
Surface	Astro-Turf
Capacity	26,500



STADIUM INFORMATION

ASU Stadium on the campus of Alabama State University in Montgomery, Alabama is a 26,500-seat stadium that replaces the Cramton Bowl as the host venue for the Alabama State Hornets football team. The first game in the New ASU Stadium was the 89th Turkey Day Classic on November 22, 2012 in which the Hornets hosted the Tuskegee Golden Tigers. The game was a sell-out and was televised nationally on ESPN.

The stadium's current capacity sits at 26,500 but the project was designed to allow for future expansion that can expand the capacity to 55,000.

The stadium also holds a restaurant and retail space which welcome visitors to the stadium and area 365 days a year.



CAREER STARTS

OFFENSIVE LINE	TOTAL	STREAK
Robert Alston	6	6
Josh Anjorin	4	4
Samuel Blackshear	6	5
Charlie Maxwell	7	6
Keeundra Salter	1	1
Taurrian Stafford	2	
Travon Taylor	6	6

RUNNING BACKS	TOTAL	STREAK
Ezra Gray	28	13

QUARTERBACKS	TOTAL	STREAK
Ryan Nettles	6	6

WIDE RECEIVERS	TOTAL	STREAK
Wallace Corker	11	2
Jeremiah Hixon	17	6
Keron Jones	1	1

TIGHT ENDS	TOTAL	STREAK
Terrance Ellis	7	6

DEFENSIVE LINE	TOTAL	STREAK
J'Lan Carson	8	
Christian Clark	35	17
Brandon Gaddy	2	
Joshua Long	1	1
Andrew Ogletree	16	14
Cameron Rampersaud	10	
Randall Smith	3	
Romello Tarver		

LINEBACKER	TOTAL	STREAK
Colton Adams	6	3
Austin Brundidge	6	5
Jaquan Foote	1	1
Jake Howard	3	2
Nicholas Terry	21	17
Devonte Webster	1	

DEFENSIVE BACK	TOTAL	STREAK
James Burgess	2	
Naytron Culpepper	16	
Irshaad Davis	13	13
Rodney Echols	5	5
Keenan Isaac	17	1
Kimar Martin	5	
Jacquez Payton	1	1
Alondras Strong	1	1
Daniel Troutman	2	

WEEK TWO DEPTH CHART

OFFENSE

LT	73	Travon Taylor (6-4, 287, R-Fr.)	62	Dominic Boyd (6-4, 250, Fr.)	
LG	69	Keeundra Salter (6-3, 278, Fr.)	63	Robert Alston (6-3, 312, Fr.)	
C	71	Charlie Maxwell (6-4, 275, R-So.)	65	Juwan Hayes (6-2, 300, R-Fr.)	
RG	63	Robert Alston (6-3, 312, Fr.)	66	Taurrian Stafford (6-5, 366, R-So.)	
RT	60	Josh Anjorin (6-3, 294, R-Fr.)	76	Jimmie Jenkins (6-4, 271, R-Fr.)	
QB	13	Ryan Nettles (6-4, 198, R-Fr.)	7	Myles Crawley (6-4, 214, Fr.)	12 Joe Owens, Jr. (6-4, 191, Fr.)
RB	20	Ezra Gray (5-9, 171, Sr.)	2	Jacory Merritt (5-11, 184, R-Fr.)	
TE	83	Terrance Ellis (6-4, 231, R-So.)	11	Abdou Diop (6-3, 220, Jr.)	
X	84	Wallace Corker (6-4, 176, R-Jr.)	81	Kisean Johnson (6-2, 204, Fr.)	
H	1	Jeremiah Hixon (5-11, 165, R-So.)	9	Josh Knight (5-10, 181, Jr.)	
Z	6	Keron Jones (5-10, 166, R-Fr.)	82	Tevin Sharpe (5-10, 179, R-So.)	

DEFENSE

DE	98	Joshua Long (6-2, 235, Sr.)	49	Stefon Young-Rolle (6-3, 230, Fr.)
NT	92	Andrew Ogletree (6-4, 285, R-So.)	93	KLJ Stokes (6-3, 280, Jr.)
NG	94	Christian Clark (6-1, 363, Sr.)	99	Brandon Gaddy (6-3, 270, R-Jr.)
JK	16	Nicholas Terry (6-4, 245, Sr.)	52	Austin Brundidge (5-11, 230, R-Jr.)
ST	6	Rodney Echols (5-10, 172, Fr.)	25	Kimar Martin (5-9, 178, R-Sr.)
MLB	58	Darius Whitehurst (6-0, 227, Sr.)	46	Jake Howard (6-1, 214, R-Fr.)
OLB	46	Jake Howard (6-1, 214, R-Fr.)	48	Demarkus Cunningham (6-0, 213, Fr.)
CB	4	Jacquez Payton (6-1, 175, R-Jr.)	27	James Burgess (6-3, 168, Fr.)
FS	0	Irshaad Davis (5-9, 182, So.)	35	Jeffrey Scott (5-10, 190, Jr.)
SS	3	Alondras Strong (5-11, 172, R-So.)	33	Nolan Johnson (6-2, 220, Fr.)
CB	10	Keenan Isaac (6-3, 187, Jr.)	25	Kimar Martin (5-9, 178, R-Sr.)

SPECIAL TEAMS

LS	54	Luke Barnes (6-1, 214, Sr.)	1	Colton Adams (6-2, 230, R-Fr.)
PK	21	Cosmin Diaconu (5-9, 170, So.)	53	Hunter Hanson (5-9, 182, So.)
P	39	Aubrey Grace (6-0, 166, Fr.)	53	Hunter Hanson (5-9, 182, So.)
H	39	Aubrey Grace (6-0, 166, Fr.)		
KO	21	Cosmin Diaconu (5-9, 170, So.)	53	Hunter Hanson (5-9, 182, So.)
KR	20	Ezra Gray (5-9, 171, Sr.)	2	Jacory Merritt (5-11, 184, R-Fr.)
PR	87	Robert McMinn (5-11, 167, Fr.)	8	Bryan West (5-10, 140, R-So.)

PRONUNCIATION GUIDE

Abraham ADESIPE	Ah-duh-sip-E
Josh ANJORIN	Ann-joor-inn
VAMIR Cadet	Vuh-meer
Cosmin DIACONU	Dee-uh-cone-U
ABDOU DIOP	Ab-do Dee-op
BREYON Gaddy	Bree-ahn
AWYSUM Harris	Awesome
RHOODY JEAN-LOUIS	Rudy Jahn-Lew-ess
KEEUNDRA Salter	Key-uhn-druh

NUMERICAL ROSTER

NO	PLAYER	POS	HT	WT	YR	HOMETOWN / HIGH SCHOOL / PREVIOUS SCHOOL
0	Irshaad Davis	DB	5-8	182	So.	Opa Locka, Fla. / Carol City HS
1	Colton Adams	LB	6-0	230	R-Fr.	Wetumpka, Ala. / Wetumpka HS
1	Jeremiah Hixon	WR	5-10	164	R-So.	Spanish Fort, Ala. / Spanish Fort HS
2	Jacory Merritt	RB	5-11	189	R-Fr.	Montgomery, Ala. / Sidney Lanier HS
3	Alondras Strong	DB	5-9	172	R-So.	Hazel Green, Ala. / Hazel Green HS / UAB
4	Dante Norris	RB	5-10	220	So.	Warrensville, Ohio / Warrensville Heights HS
4	Jacquez Payton	DB	6-1	156	R-Jr.	Georgiana, Ala. / Georgiana HS / Jacksonville State
5	Naytron Culpepper	DB	5-11	191	So.	Miami, Fla. / South Florida / Carol City HS
6	Rodney Echols	DB	5-11	170	Fr.	Orlando, Fla. / Jones HS
6	Keron Jones	WR	5-8	160	R-Fr.	Oxon Hill, Md. / Potomac HS
7	Myles Crawley	QB	6-4	200	Fr.	Tucker, Ga. / Tucker HS
8	Bryan West	WR	5-5	137	R-So.	Cleveland Heights, Ohio / Glenville HS
9	Joshua Knight	WR	5-8	181	Jr.	Montgomery, Ala. / Park Crossing HS
10	Keenan Isaac	DB	6-2	182	Jr.	Midfield, Ala. / Midfield HS
11	Abdou Diop	TE	6-3	225	Jr.	Harlem, N.Y. / Cardinal Hays HS / ASA Brooklyn
12	Joe Owens, Jr.	QB	6-3	197	Fr.	Piedmont, S.C. / Wren HS
13	Ryan Nettles	QB	6-4	195	R-Fr.	Evergreen, Ala. / Hillcrest HS
14	Grantis Poole	WR	5-8	170	R-Fr.	Hollywood, Fla. / Chaminade-Madonna HS
16	Nicholas Terry	LB	6-3	241	Sr.	Youngstown, Ohio / Fort Union Military Academy
17	Daniel Troutman	DB	6-0	194	R-Jr.	Atlanta, Ga. / Mays HS
18	Brandon McDuffie	WR	6-2	202	So.	San Antonio, Texas / Claudia Taylor Johnson / Cisco
20	Ezra Gray	RB	5-7	174	Sr.	Lynn Haven, Fla. / Mosley HS
21	Cosmin Diaconu	P/K	5-9	177	So.	Prattville, Ala. / Autauga Academy / Troy
22	Robert Rivers	RB	5-9	211	So.	Ocala, Fla. / Trinity Catholic HS / Mississippi State
23	BJ Crim	DB	6-1	191	R-So.	Ocala, Fla. / Vanguard HS / WKU
25	Kimar Martin	DB	5-9	175	R-Sr.	Deerfield Beach, Fla. / Deerfield Beach HS
26	Trevor Robinson	WR	6-1	175	Fr.	Montgomery, Ala. / Park Crossing HS
27	James Burgess	DB	6-2	175	Fr.	Center Point, Ala. / Huffman HS
28	Xavius Mitchell	DB	5-6	158	R-So.	Lithonia, Ga. / Arabia Mountain HS
30	Claudio Quintanilla	K	5-11	199	R-So.	Atlanta, Ga. / Tri-Cities HS
32	Anthony Scott	DL	6-3	209	So.	Montgomery, Ala. / GW Carver HS / NE Mississippi CC
33	Nolan Johnson	DB	5-9	179	Fr.	Tyrone, Ga. / Sandy Creek HS
34	Jared Daniels	RB	5-9	184	R-Jr.	Oglethorpe, Ga. / Macon County HS / GA Southern
35	Jeffrey Scott	DB	5-9	192	Jr.	Vicksburg, Miss. / Vicksbug HS
36	Dontrey Manley	RB	5-11	196	R-So.	Union Springs, Ala. / Bullock County HS
37	Jaquan Foote	LB	6-0	230	R-Fr.	Opelika, Ala. / Opelika HS / Austin Peay
38	Dimon Stewart	DB	5-10	176	R-Fr.	Fort Lauderdale, Fla. / Cardinal Gibbons HS
39	Aubrey Grace	P/K	5-10	163	Fr.	Pike Road, Ala. / Pike Road HS
40	Dylan Creech	LB	6-0	225	Fr.	Geneva, Ala. / Geneva HS
41	Devonte Webster	LB	6-1	204	R-So.	Columbus, Ga. / Spencer HS
42	Karsten Threatt	LB	6-0	220	Fr.	Midfield, Ala. / Midfield HS
43	Devin Delaine	DB	5-11	203	Fr.	Hampton, Ga. / Dutchtown HS
44	Rhody Jean-Louis	LB	6-0	243	Fr.	Miami, Fla. / Miami Central HS
45	Cameron Rampersaud	DL	6-2	234	R-Sr.	Kissimmee, Fla. / Liberty HS / ND St Coll of Sciences
46	Jake Howard	LB	6-0	204	R-Fr.	Prattville, Ala. / Prattville HS
47	Bryce Webster	DB	6-1	195	R-So.	Columbus, Ga. / Spencer HS
49	Stefon Young-Rolle	DL	6-0	238	Fr.	Wellington, Fla. / Miami Central HS
50	Awysum Harris	LB	6-4	216	Fr.	Decatur, Ala. / Austin HS
52	Austin Brundidge	OL	5-9	233	R-Jr.	Birmingham, Ala. / Ramsay HS / Presbyterian
53	Hunter Hanson	K	5-8	181	Sr.	Montgomery, Ala. / Alabama Christian Academy
54	Luke Barnes	LS	5-11	214	Sr.	Tempe, Ariz. / Marcos de Niza HS / Mesa CC
55	Samuel Blackshear	OL	6-0	253	R-Fr.	Montgomery, Ala. / Sidney Lanier HS
56	Malik Washington	LB	6-1	215	Fr.	Kennesaw, Ga. / North Cobb HS
57	Tregwan Thomas	LB	6-0	225	Fr.	Orlando, Fla. / Jones HS
58	Darius Whitehurst	LB	6-0	217	Gr.	Norfolk, Va. / Bishop Sullivan HS / Virginia Union
59	Abraham Adesipe	LB	6-3	199	R-Jr.	Houston, Texas / Alief Taylor HS
60	Josh Anjorin	OL	6-2	329	R-Fr.	Douglasville, Ga. / New Manchester HS
62	Dominic Boyd	OL	6-3	276	Fr.	Tucker, Ga. / Tucker HS
63	Robert Alston	OL	6-3	312	R-Fr.	Linden, Ala. / Linden HS
65	Juwan Hayes	OL	6-0	288	R-Fr.	Columbia, S.C. / Heathwood Hall Episcopal HS
66	Taurrian Stafford	OL	6-3	344	R-So.	Miami Beach, Fla. / Miami Central HS
67	Kyler Akins	OL	6-2	284	Fr.	Locust Grove, Ala. / Locust Grove HS
68	Jaheim Shannon	OL	6-2	305	Fr.	West Palm Beach, Fla. / Cardinal Newman HS
69	Keeundra Salter	OL	6-2	292	Fr.	Montgomery, Ala. / Robert E. Lee HS
71	Charlie Maxwell	OL	6-3	267	R-So.	Florence, Ala. / Florence HS

ALPHABETICAL ROSTER

NO	NAME	POS
1	Colton Adams	LB
59	Abraham Adesipe	LB
67	Kyle Akins	OL
63	Robert Alston	OL
60	Josh Anjorin	OL
54	Luke Barnes	LS
55	Samuel Blackshear	OL
62	Dominic Boyd	OL
	Canaan Brant	RB
95	Janil Brown	DL
52	Austin Brundidge	LB
27	James Burgess	DB
86	Vamir Cadet	RB
96	J'Lan Carson	DL
	Devin Chambliss	DL
96	Christian Clark	DL
84	Wallace Corker	WR
7	Myles Crawley	QB
40	Dylan Creech	LB
23	BJ Crim	DB
5	Naytron Culpepper	DB
	DeMarkus Cunningham	LB
34	Jared Daniels	RB
0	Irshaad Davis	DB
43	Devin Delaine	DB
21	Cosmin Diaconu	P/K
11	Abdou Diop	TE
	Akeem Dixon	RB
6	Rodney Echols	DB
89	Kevin Ellis	LB
83	Terrance Ellis	TE
	Jeffrey Flowers	LB
37	Jaquan Foote	LB
99	Brandon Gaddy	DL
72	Breyon Gaddy	OL
	Austin Gavin	DB
	Jamaal Gelsey	LB
39	Aubrey Grace	P/K
20	Ezra Gray	RB
	Ta'Ron Greenwood	DB
	Geronda Hall	DB
53	Hunter Hanson	K
50	Awysum Harris	LB
65	Juwan Hayes	OL
1	Jeremiah Hixon	WR
46	Jake Howard	LB
10	Keenan Isaac	DB
44	Rhody Jean-Louis	LB
76	Jimmie Jenkins	OL
80	Kambree Johnson	WR
81	Kisean Johnson	WR
33	Nolan Johnson	DB
	DJ Jones	QB
6	Keron Jones	WR
9	Joshua Knight	WR
97	Christian Lee	LB
98	Joshua Long	DL
78	Jalik Malone	DL
36	Dontrey Manley	RB
25	Kimar Martin	DB
71	Charlie Maxwell	OL
88	E'Shawn Mayes	TE
	Christian McDowell	DB
18	Brandon McDuffie	WR
87	Robert McMinn	WR

NUMERICAL ROSTER

NO	PLAYER	POS	HT	WT	YR	HOMETOWN / HIGH SCHOOL / PREVIOUS SCHOOL
72	Breyon Gaddy	OL	6-3	348	R-Jr.	Virginia Beach, Va. / Bishop Sullivan HS / Maryland
73	Travon Taylor	OL	6-4	275	R-Fr.	Miami, Fla. / Miami Central HS
76	Jimmie Jenkins	OL	6-3	289	R-Fr.	Cleveland, Ohio / Glenville HS
77	Randall Smith	DL	6-2	266	Sr.	Panama City, Fla. / Rutherford HS
78	Jalik Malone	DL	6-0	339	Fr.	Decatur, Ala. / Austin HS
79	Herbert Parham	OL	5-10	381	R-So.	Edgewood, Md. / Edgewood HS
80	Kambree Johnson	WR	5-9	173	Fr.	Birmingham, Ala. / Parker HS
81	Kisean Johnson	WR	6-1	208	Fr.	Birmingham, Ala. / Ramsay HS
82	Tevin Sharp	WR	5-9	175	R-So.	Selma, Ala. / Autauga Academy / UAB
83	Terrance Ellis II	TE	6-3	237	R-So.	Stockbridge, Ga. / Woodland HS
84	Wallace Corker	WR	6-3	168	R-Jr.	Stockbridge, Ga. / Woodland HS
85	Dre'lin Potts	WR	6-3	194	So.	Hogansville, Ga. / Callaway HS
86	Vamir Cadet	RB	5-9	168	Fr.	Hollywood, Fla. / McArthur HS
87	Robert McMinn	WR	5-11	167	Fr.	Hollywood, Fla. / Miami Central HS
88	E'Shawn Mayes	TE	6-3	236	Fr.	Hephzibah, Ga. / Hephzibah HS
89	KJ Stokes	DL	6-2	278	Jr.	Millbrook, Ala. / Stanhope Elmore HS / Purdue
90	Romello Tarver	DL	6-1	323	So.	Montgomery, Ala. / Park Crossing HS
92	Andrew Ogletree	DL	6-2	273	R-So.	Columbus, Ga. / Carver HS
94	Christian Clark	DL	6-0	343	R-Sr.	Cleveland, Ohio / Glenville HS
95	Janil Brown	DL	6-1	335	Jr.	West Palm Beach, Fla. / Garden City CC
96	J'Lan Carson	DL	5-10	281	R-Sr.	Phenix City, Ala. / Central HS
97	Christian Lee	LB	6-1	232	Fr.	Palm Beach Gardens, Fla. / Dwyer HS
98	Joshua Long	DL	6-1	255	Sr.	Columbus, Ga. / Brookstone HS / Samford
99	Brandon Gaddy	DL	6-3	313	R-Jr.	Virginia Beach, Va. / Maryland
	Canaan Brant	RB	5-9	185	Fr.	Atlanta, Ga. / Grady HS
	Devin Chambliss	DL	6-0	241	R-Fr.	Suffolk, Va. / King's Fork HS
	DeMarkus Cunningham	LB	6-2	214	Fr.	Bessemer, Ala. / Bessemer City HS
	Akeem Dixon	RB	6-0	235	R-Fr.	Vero Beach, Fla. / Vero Beach HS / Syracuse
	Kevin Ellis	LB	6-2	230	Fr.	Stockbridge, Ga. / Woodlands HS
	Jeffrey Flowers	DB	6-2	213	R-Fr.	Montgomery, Ala. / Alabama Christian Academy
	Austin Gavin	RB	5-8	171	R-Fr.	Montgomery, Ala. / Saint James HS / Troy
	Jamaal Gelsey	LB	6-0	230	Fr.	Jacksonville, Fla. / First Coast HS
	Ta'Ron Greenwood	DB	6-3	167	R-Fr.	Huntsville, Ala. / Mae Jemison HS
	Geronda Hall	DB	5-10	180	Jr.	Atlanta, Ga. / KIPP / Old Dominion
	Demosthenes Jones	QB	6-2	195	Jr.	Jackson, Miss. / Florence HS / Hinds CC
	Christian McDowell	DB	5-11	163	R-Fr.	Edgewood, Md. / Edgewood HS
	Dai'sean Stevens	DB	5-11	175	Fr.	Miami, Fla. / IMG Academy
	Gamal Wallace	DL	6-1	215	Fr.	Norman Park, Ga. / Colquitt County HS
	Keyshawn Winder	DB	6-1	185	Fr.	Wellington, Fla. / Palm Beach Central HS
	Nicholas Wright	QB	6-1	232	Fr.	Ocoee, Fla. / Ocoee HS / Mount Union

ALPHABETICAL ROSTER

NO	NAME	POS
2	Jacory Merritt	RB
28	Xavius Mitchell	DB
13	Ryan Nettles	QB
4	Dante Norris	RB
92	Andrew Ogletree	DL
12	Joe Owens, Jr.	QB
79	Herbert Parham	OL
4	Jacquez Payton	DB
14	Grantis Poole	WR
85	Dre'lin Potts	WR
30	Claudio Quintanilla	K/P
45	Cameron Rampersaud	DB
22	Robert Rivers	RB
26	Trevor Robinson	DB
69	Keeundra Salter	DL
32	Anthony Scott	DL
	Jeffrey Scott	DB
68	Jaheim Shannon	OL
82	Tevin Sharpe	WR
77	Randall Smith	DL
66	Taurrian Stafford	OL
	Dai'sean Stevens	DB
38	Di'mon Stewart	DB
93	KJ Stokes	DL
3	Alondras Stong	DB
90	Romello Tarver	DL
73	Travon Taylor	OL
16	Nicholas Terry	LB
57	Tregwan Thomas	LB
42	Karsten Threatt	LB
17	Daniel Troutman	DB
	Gamal Wallace	DL
56	Malik Washington	LB
47	Bryce Webster	DB
41	Devonte Webster	LB
8	Bryan West	WR
58	Darius Whitehurst	LB
	Keyshawn Winder	DB
	Nicholas Wright	QB
49	Stefon Young-Rolle	DL

SCHEDULE / RESULTS

2021 SCHEDULE / RESULTS				1-0 (0-0 SWAC)
DATE	OPPONENT	W / L	SCORE	ATT
Sept. 4	Miles	W	14-13	12,867
Sept. 11	at Auburn			
Sept. 25	Bethune-Cookman*			
Oct. 2	at Florida A&M*			
Oct. 9	UAPB*			
Oct. 16	at Jackson State*			
Oct. 30	vs. Alabama A&M*			
Nov. 6	at Prairie View A&M*			
Nov. 13	at Mississippi Valley State*			
Nov. 20	Texas Southern*			
Nov. 25	Tuskegee			

TEAM STATISTICS

TEAM STATISTICS		
	Alabama State	Opponents
SCORING	14	13
Points Per Game	14.0	13.0
FIRST DOWNS	17	12
Rushing	7	8
Passing	10	3
Penalty	0	1
RUSHING YARDAGE	123	170
Yards gained rushing	172	204
Yards lost rushing	49	34
Rushing Attempts	32	44
Average Per Rush	3.8	3.9
Average Per Game	123.0	170.0
TDs Rushing	2	1
PASSING YARDAGE	197	36
Comp-Att-Int	20-30-0	3-9-0
Average Per Pass	6.57	3.89
Average Per Game	197.0	36.0
TDs Passing	0	1
TOTAL OFFENSE	320	205
Total Plays	62	53
Average Per Play	5.2	3.9
Average Per Game	320.0	205.0
Touchdowns	2	2
RETURNS		
Kickoff: Average	0.0	16.0
Kickoff: Total	0-0	1-16
Punt: Average	-5.0	0.0
Punt: Total	1-(-5)	0-0
Interception: Average	0-0	0-0
Interception: Total	0-0	0-0
KICKING		
Punt: Avg. Yards Per Game	35.8	33.75
Punt: Net Average	27.8	34.38
Punt: Total Yards	5-179	8-270
FG: Good-Attempts	0-1	0-0
Onside Kicks	0-0	0-0
PENALTIES		
Avg. Per Game (YDS)	35.0	6.0
Total Yards	5-35	1-6
TIME OF POSSESSION		
Avg. Per Game	30:25	29:35
Total	0:30:25	0:29:34
MISSCELLANEOUS		
3rd Down Conversions	4-12	3-14
3rd Down Conversion Percentage	33.33	21.43
4th Down Conversion	1-2	2-3
4th Down Conversion Percentage	50.0	66.67
Fumbles-Lost	3-2	0-0
Sacks-Yards Lost	4-15	2-8
Misc. Yards	0	0
Red Zone: Attempts-Scores	2-2	2-2
Red Zone: Touchdowns	2-2	2-2

INDIVIDUAL STATISTICS

SCORE BY QUARTERS						
	1ST	2ND	3RD	4TH	OT	TOTAL
Alabama State	7	0	0	0	7	14
Opponents	0	0	0	7	6	13

RUSHING									
	G	ATT	GAIN	LOSS	NET	AVG	TD	LG	YPG
Gray, Ezra	1	10	84	17	67	6.7	0	28	67.00
Ryan Nettles	1	9	50	6	42	4.7	1	20	42.00
Jacory Merritt	1	12	33	11	22	1.8	1	14	22.00
Myles Crawley	1	1	5	0	5	5.0	0	5	5.00
Terrance Ellis	1	0	0	13	-13	-13.0	0	0	-13.00
TOTAL	1	32	172	49	123	3.8	2	28	123.00
Opponents	1	44	204	34	170	3.9	1	45	170.00

PASSING								
	G	EFF	C-A-I	PCT	YDS	TD	LG	AVG
Nettles, Ryan	1	121.83	20-30-0	66.67%	197	0	27	197.00
TOTAL	1	121.83	20-30-0	66.67%	197	0	27	197.00
Opponents	1	102.67	3-9-0	33.33%	35	1	16	35.00

RECEIVING							
	G	NO	YDS	AVG	TD	LG	AVG
Hixon, Jeremiah	1	8	92	11.50	0	27	92.00
Jones, Keron	1	4	40	10.00	0	14	40.00
Corker, Wallace	1	2	21	10.50	0	17	21.00
Merritt, Jacory	1	1	15	15.00	0	15	15.00
Diop, Abdou	1	2	12	6.00	0	8	12.00
Knight, Joshua	1	1	11	11.00	0	11	11.00
Sharpe, Tevin	1	1	5	5.00	0	5	5.00
Ellis, Terrance	1	1	1	1.00	0	1	1.00
TOTAL	1	20	197	9.85	0	27	197.00
Opponents	1	3	35	11.67	1	16	35.00

INDIVIDUAL STATISTICS

TOTAL OFFENSE						
	G	PLAYS	RUSH	PASS	TOTAL	AVG/G
Nettles, Ryan	1	39	42	197	239	239.0
Gray, Ezra	1	10	67	0	67	67.0
Merritt, Jacory	1	12	22	0	22	22.0
Crawley, Myles	1	1	5	0	5	5.0
Ellis, Terrance	1	0	-13	0	-13	-13.0
TOTAL	1	62	123	197	320	320.0
Opponents	1	53	168	35	203	203.0

SCORING									
	TD	FG	PAT	RUSH	RCV	PASS	DXP	SAF	PTS
Merritt, Jacory	1	-	-	1	-	-	-	-	6
Nettles, Ryan	1	-	-	1	-	-	-	-	6
Diaconu, Cosmin	-	-	2	-	-	-	-	-	2
TOTAL	2	-	2	2	-	-	-	-	14
Opponents	2	-	1	-	-	-	-	-	13

PUNT RETURNS					
	NO	YDS	AVG	TD	LG
McMinn, Robert	1	-5	-5.00	0	0
TOTAL	1	-5	-5.00	0	0
Opponents	0	0	0.00	0	0

KICK RETURNS					
	NO	YDS	AVG	TD	LG
TOTAL	0	0	0.00	0	0
Opponents	1	16	16.00	0	16

INDIVIDUAL STATISTICS

INTERCEPTIONS					
	NO	YDS	AVG	TD	LG
TOTAL	0	0	0.00	0	0
Opponents	0	0	0.00	0	0

FUMBLE RETURNS					
	NO	YDS	AVG	TD	LG
TOTAL	0	0	0.00	0	0
Opponents	0	0	0.00	0	0

KICKOFFS					
	NO	YDS	AVG	TB	OB
Diaconu, Cosmin	2	128	64.00	1	0
TOTAL	2	128	64.00	1	0
Opponents	2	35	17.50	0	1

PUNTING									
	NO	YDS	AVG	LG	TB	FC	I20	50+	BLK
Grace, Aubrey	5	179	35.80	58	2	1	3	1	0
TOTAL	5	179	35.80	58	2	1	3	1	0
Opponents	8	270	33.75	44	0	4	2	0	0

FIELD GOALS								
	MD-ATT	PCT	1-19	20-29	30-39	40+	LG	BLK
Diaconu, Cosmin	0-1	0.00	-	-	-	0-1	-	-
TOTAL	0-1	0.00	-	-	-	0-1	-	-
Opponents	0-0	0.00	-	-	-	-	-	-

FIELD GOALS SEQUENCE		
	ASU	OPP
Miles	54	-
Auburn		
Bethune-Cookman		
Florida AGM		
UAPB		
Jackson State		
Alabama AGM		
Prairie View AGM		
Mississippi Valley State		
Texas Southern		
Tuskegee		

Numbers in (parentheses) indicate field goal was made

INDIVIDUAL STATISTICS

ALL-PURPOSE YARDS								
	G	RUSH	REC	PR	KR	IR	TOT	AVG/G
Hixon, Jeremiah	1	0	92	0	0	0	92	92.0
Gray, Ezra	1	67	0	0	0	0	67	67.0
Nettles, Ryan	1	42	0	0	0	0	42	42.0
Jones, Keron	1	0	40	0	0	0	40	40.0
Merritt, Jacory	1	22	15	0	0	0	37	37.0
Corker, Wallace	1	0	21	0	0	0	21	21.0
Diop, Abdou	1	0	12	0	0	0	12	12.0
Knight, Joshua	1	0	11	0	0	0	11	11.0
Crawley, Myles	1	5	0	0	0	0	5	5.0
Sharpe, Tevin	1	0	5	0	0	0	5	5.0
McMinn, Robert	1	0	0	-5	0	0	-5	-5.0
Ellis, Terrance	1	-13	1	0	0	0	-12	-12.0
TOTAL	1	123	197	-5	0	0	315	315.0
Opponents	1	168	35	0	16	0	219	219.0

DEFENSIVE STATISTICS

DEFENSIVE STATISTICS	GP	UA	AT	TT	TFL-YDS	SACK-YDS	INT-YDS	PBU	PD	QBH	FR-YDS	FF	BLK	SAF
Clark, Christian	1	1	9	10	1.5-8	0.50	-	-	-	-	-	-	1	-
Davis, Irshaad	1	4	4	8	0.5-1	-	-	-	-	1	-	-	-	-
Brundidge, Austin	1	3	3	6	2.0-6	-	-	-	-	-	-	-	-	-
Howard, Jake	1	1	5	6	0.5-1	-	-	-	-	-	-	-	-	-
Isaac, Keenan	1	1	4	5	-	-	-	-	-	-	-	-	-	-
Stokes, KJ	1	2	2	4	-	-	-	-	-	-	-	-	-	-
Strong, Alondras	1	3	1	4	-	-	-	-	-	-	-	-	-	-
Terry, Nicholas	1	3	1	4	-	-	-	-	-	-	-	-	-	-
Adams, Colton	1	0	3	3	0.5-1	-	-	-	-	-	-	-	-	-
Echols, Rodney	1	1	2	3	1.5-1	1.5-1	-	-	-	-	-	-	-	-
Ogletree, Andrew	1	1	2	3	-	-	-	-	-	-	-	-	-	-
Tarver, Romello	1	0	3	3	0.5-3	0.5-3	-	-	-	-	-	-	-	-
Scott, Anthony	1	0	2	2	0.5-3	0.5-3	-	-	-	-	-	-	-	-
Whitehurst, Darius	1	0	2	2	-	-	-	-	-	-	-	-	-	-
Burgess, James	1	1	0	1	-	-	-	-	-	-	-	-	-	-
Gaddy, Brandon	1	0	1	1	-	-	-	-	-	-	-	-	-	-
Long, Joshua	1	0	1	1	-	-	-	-	-	-	-	-	-	-
Manley, Dontrey	1	0	1	1	-	-	-	-	-	-	-	-	-	-
Webster, Bryce	1	0	1	1	-	-	-	-	-	-	-	-	-	-
West, Bryan	1	0	1	1	-	-	-	-	-	-	-	-	-	-
Young-Rolle, Stefon	1	1	0	1	-	-	-	-	-	-	-	-	-	-
Diaconu, Cosmin	1	-	-	-	-	-	-	-	-	-	-	-	-	-
Merritt, Jacory	1	-	-	-	-	-	-	-	-	-	-	-	-	-
Mitchell, Xavius	1	-	-	-	-	-	-	-	-	-	-	-	-	-
Nettles, Ryan	1	-	-	-	-	-	-	-	-	-	-	-	-	-
Payton, Jacquez	1	-	-	-	-	-	-	-	-	-	-	-	-	-
Scott, Jeffrey	1	-	-	-	-	-	-	-	-	-	-	-	-	-
TOTAL	1	22	48	70	11.0-35	4.0-15	-	3	-	1	-	-	1	-
Opponents	1	36	24	60	7.0-19	2.0-8	-	1	-	-	2-0	2	-	-

TURNOVER CHART

Opponent	Forced by Alabama State					Forced by Opponent			
	FUM	INT	TOT	PTS OFF	Margin	FUM	INT	TOT	PTS OFF
Miles	0	0	0	0	-2	2	0	2	0
Auburn									
Bethune-Cookman									
Florida AGM									
UAPB									
Jackson State									
Alabama AGM									
PVAMU									
Mississippi Valley State									
Texas Southern									
Tuskegee									

REDZONE CHART

Opponent	Alabama State						Opponents				
	No.	TD	R/P	TD%	FG%	Score%	No.	TD	FG	Score%	TD%
Miles	2	2	2/0	100.0	0.0	100.0	2	2	0	100.0	100.0
Auburn											
Bethune-Cookman											
Florida AGM											
UAPB											
Jackson State											
Alabama AGM											
PVAMU											
Mississippi Valley State											
Texas Southern											
Tuskegee											

GAME-BY-GAME STATISTICS

GAME-BY-GAME STATISTICS

GAME	FINAL SCORE	QUARTERS					FIRST DOWNS		RUSHING	PASSING			TOT OFF	PUNTS	PENALTIES		FIELD	TOP
		1	2	3	4	OT	R-P-PE	TOT	NO-YDS-TD	C-A-I	YDS	TD	ATT-YDS	NO-AVG	F-FL	NO-YDS	GOALS	
Miles	13	0	0	0	7	6	8-3-1	12	44-170-1	3-9-0	35	1	53-205	8-33.8	0-0	1-6	0-0	29:35
Alabama State	14	7	0	0	0	6	7-10-0	17	32-123-2	20-30-0	197	0	62-320	5-35.8	3-2	5-35	0-1	30:25
Alabama State																		
Auburn																		
Bethune-Cookman																		
Alabama State																		
Alabama State																		
Florida AGM																		
UAPB																		
Alabama State																		
Alabama State																		
Jackson State																		
Alabama AGM																		
Alabama State																		
Prairie View AGM																		
Alabama State																		
Mississippi Valley State																		
Alabama State																		
Texas Southern																		
Alabama State																		
Tuskegee																		
Alabama State																		

GAME-BY-GAME OFFENSIVE STARTERS

	WR	RT	RG	C	LG	LT	WR	WR	TE	QB	RB
Miles	Hixon	Anjorin	Alston	Maxwell	Salter	Taylor	Corker	Jones	Ellis	Nettles	Gray
Auburn											
Bethune-Cookman											
Florida AGM											
UAPB											
Jackson State											
Alabama AGM											
Prairie View AGM											
Mississippi Valley State											
Texas Southern											
Tuskegee											

GAME-BY-GAME DEFENSIVE STARTERS

	DE	NG	NT	JK	STAR	MLB	MONEY	CB	SS	FS	CB
Miles	Long	Clark	Ogletree	Terry	Echols	Adams	Howard	Payton	Davis	Strong	Isaac
Auburn											
Bethune-Cookman											
Florida AGM											
UAPB											
Jackson State											
Alabama AGM											
Prairie View AGM											
Mississippi Valley State											
Texas Southern											
Tuskegee											

INDIVIDUAL GAME-BY-GAME STATISTICS

GAME-BY-GAME PASSING																			
NETTLES	COMP	ATT	INT	PCT	YDS	TD	LG	SACKS		CRAWLEY	COMP	ATT	INT	PCT	YDS	TD	LG	SACKS	
Miles	20	30	-	66.7	197	0	27	2		Miles	0	0	0	0.0	0	0	0	0	
Auburn										Auburn									
Bethune-Cookman										Bethune-Cookman									
Florida AGM										Florida AGM									
UAPB										UAPB									
Jackson State										Jackson State									
Alabama AGM										Alabama AGM									
Prairie View AGM										Prairie View AGM									
Texas Southern										Texas Southern									
Tuskegee										Tuskegee									
OWENS	COMP	ATT	INT	PCT	YDS	TD	LG	SACKS											
Miles					- did not play -														
Auburn																			
Bethune-Cookman																			
Florida AGM																			
UAPB																			
Jackson State																			
Alabama AGM																			
Prairie View AGM																			
Texas Southern																			
Tuskegee																			
GAME-BY-GAME RUSHING (No.-Yards-TD)																			
Rushing	NO-YDS-TD	MILES		AUBURN	B-CU	FAMU	UAPB	JSU	AAMU	PVAMU	TSU	SKEGEE							
Gray	10-67-0	10-67-0																	
Nettles	9-42-0	9-42-0																	
Merritt	12-22-1	12-22-1																	
Crawley	1-5-0	1-5-0																	
Ellis	1-(-13)-0	1-(-13)																	
GAME-BY-GAME RECEIVING (No.-Yards-TD)																			
Receiving	NO-YDS-TD	MILES		AUBURN	B-CU	FAMU	UAPB	JSU	AAMU	PVAMU	TSU	SKEGEE							
Hixon	8-92-0	8-92-0																	
Jones	4-40-0	4-40-0																	
Corker	2-21-0	2-21-0																	
Merritt	1-15-0	1-15-0																	
Diop	2-12-0	2-12-0																	
Knight	1-11-0	1-11-0																	
Sharpe	1-5-0	1-5-0																	
Ellis	1-1-0	1-1-0																	

INDIVIDUAL GAME-BY-GAME STATISTICS

GAME-BY-GAME TACKLES (UT-A-TT)			AUBURN	B-CU	FAMU	UAPB	JSU	AAMU	PVAMU	MVSU	TSU	SKEGEE
Tackles	UT-A-TT	MILES										
Clark	1-9-10	1-9-10										
Davis	4-4-8	4-4-8										
Brundidge	3-3-6	3-3-6										
Howard	1-5-6	1-5-6										
Issac	1-4-5	1-4-5										
Stokes	2-2-4	2-2-4										
Strong	3-1-4	3-1-4										
Terry	3-1-4	3-1-4										
Adams	0-3-3	0-3-3										
Echols	1-2-3	1-2-3										
Ogletree	1-2-3	1-2-3										
Tarver	0-3-3	0-3-3										
Scott	0-2-2	0-2-2										
Whitehurst	0-2-2	0-2-2										
Burgess	1-0-1	1-0-1										
Gaddy	0-1-1	0-1-1										
Long	0-1-1	0-1-1										
Manley	0-1-1	0-1-1										
Webster, B.	0-1-1	0-1-1										
West	0-1-1	0-1-1										
Young-Rolle	1-0-1	1-0-1										

INDIVIDUAL GAME-BY-GAME STATISTICS

GAME-BY-GAME TACKLES FOR LOSS (TFL-YDS)

Tackles	TFL-YDS	MILES	AUBURN	B-CU	FAMU	UAPB	JSU	AAMU	PVAMU	MVSU	TSU	SKEGEE
Terry	3.5-11	3.5-11										
Brundidge	2.0-6	2.0-6										
Clark	1.5-8	1.5-8										
Echols	1.5-1	1.5-1										
Davis	0.5-1	0.5-1										
Howard	0.5-1	0.5-1										
Adams	0.5-1	0.5-1										
Tarver	0.5-3	0.5-3										
Scott	0.5-3	0.5-3										

GAME-BY-GAME SACKS (SKS-YDS)

Tackles	SKS-YDS	MILES	AUBURN	B-CU	FAMU	UAPB	JSU	AAMU	PVAMU	MVSU	TSU	SKEGEE
Echols	1.5-1	1.5-1										
Terry	1.0-8	1.0-8										
Clark	0.5-0	0.5-0										
Tarver	0.5-3	0.5-3										
Scott	0.5-3	0.5-3										

INDIVIDUAL GAME-BY-GAME STATISTICS

GAME-BY-GAME PUNTING

GRACE	NO	YDS	AVG	LG	I20	TB	50+	60+	DIACONU	NO	YDS	AVG	LG	I20	TB	50+	60+
Miles	5	179	35.8	58	3	2	1	0	Miles	- did not play -							
Auburn									Auburn								
Bethune-Cookman									Bethune-Cookman								
Florida AGM									Florida AGM								
UAPB									UAPB								
Jackson State									Jackson State								
Alabama AGM									Alabama AGM								
PVAMU									PVAMU								
MVSU									MVSU								
Texas Southern									Texas Southern								
Tuskegee									Tuskegee								

GAME-BY-GAME KICKING

DIACONU	PAT	ATT	PCT	FG	FGA	PCT	LG	PTS	HANSON	PAT	ATT	PCT	FG	FGA	PCT	LG	PTS
Miles	2	2	100.0	0	1	0.0	0	2	Miles	- did not play -							
Auburn									Auburn								
Bethune-Cookman									Bethune-Cookman								
Florida AGM									Florida AGM								
UAPB									UAPB								
Jackson State									Jackson State								
Alabama AGM									Alabama AGM								
PVAMU									PVAMU								
MVSU									MVSU								
Texas Southern									Texas Southern								
Tuskegee									Tuskegee								

ALABAMA STATE SCORING DRIVES

Opponent	No. of Plays	Total Yards	Drive Time	Type of Score	Score QTR/Time	Scoring Play
Miles	10	70	5:20	Rush	1/9:39	Nettles 1-yd run
Miles	5	25	0:00	Rush	OT	Merritt 1-yd run

OPPONENT SCORING DRIVES

Team	No. of Plays	Total Yards	Drive Time	Type of Score	Score QTR/Time	Scoring Play
Miles	8	88	3:46	Pass	4/3:44	16-yd pass
Miles	3	25	0:00	Rush	OT	5-yd run

DRIVE SUPERLATIVES

	ALABAMA STATE (Game)	OPPONENTS (Game)
Most Plays/Result	10/TD (Miles)	10/Downs (Miles)
Most Yards/Result	70/TD (Miles)	88/TD (Miles)
Most Time/Result	6:37/Punt (Miles)	5:31/Downs (Miles)
Shortest Touchdown Drive (Yards)	25 (Miles)	25 (Miles)
Shortest Touchdown Drive (Time)	-	-
Quickest Touchdown to Start Game	9:39 (Miles)	56:16 (Miles)
Quickest Touchdown to Start Half	9:39 (Miles)	-

MISCELLANEOUS STATISTICS

OPENING DRIVE - OFFENSE

	1st	2nd
Opponent	Half	Half
Miles	Touchdown	Punt
Auburn		
Bethune-Cookman		
Florida AGM		
UAPB		
Jackson State		
Alabama AGM		
PVAMU		
MVSU		
Texas Southern		
Tuskegee		

GIVEAWAYS/TAKEWAYS

	GIVEAWAY			TAKEAWAY			
Opponent	FUM	INT	TOT	FUM	INT	TOT	DIF
Miles	2	0	2	0	0	0	-2
Auburn							
Bethune-Cookman							
Florida AGM							
UAPB							
Jackson State							
Alabama AGM							
PVAMU							
MVSU							
Texas Southern							
Tuskegee							

SCORING DRIVE ANALYSIS

	ALABAMA STATE		OPPONENTS	
YARDAGE	TD	FG	TD	FG
No Drive	-	-	-	-
Negative Yards	-	-	-	-
0-9	-	-	-	-
10-19	-	-	-	-
20-29	1	-	1	-
30-39	-	-	-	-
40-49	-	-	-	-
50-59	-	-	-	-
60-69	-	-	-	-
70-79	1	-	-	-
80-89	-	-	1	-
90-99	-	-	-	-
Totals	2	-	2	-

OPENING DRIVE - DEFENSE

	1st	2nd
Opponent	Half	Half
Miles	Punt	Punt
Auburn		
Bethune-Cookman		
Florida AGM		
UAPB		
Jackson State		
Alabama AGM		
PVAMU		
MVSU		
Texas Southern		
Tuskegee		

THREE-AND-OUTS

	ALABAMA STATE	OPPONENTS
Opponent	3-&Outs/Drives	3-&Outs/Drives
Miles	0/12	6/11
Auburn		
Bethune-Cookman		
Florida AGM		
UAPB		
Jackson State		
Alabama AGM		
PVAMU		
MVSU		
Texas Southern		
Tuskegee		

GAME-OPENING DRIVES

	ALABAMA STATE			OPPONENTS		
Opponent	PTS	PLAYS	YDS	PTS	PLAYS	YDS
Miles	7	10	70	0	3	2
Auburn						
Bethune-Cookman						
Florida AGM						
UAPB						
Jackson State						
Alabama AGM						
PVAMU						
MVSU						
Texas Southern						
Tuskegee						

HORNETS ON COIN FLIPS

	Coin		
Opponent	Flip	Decision	Result
Miles	L	Receive	W, 14-13
Auburn			
Bethune-Cookman			
Florida AGM			
UAPB			
Jackson State			
Alabama AGM			
PVAMU			
MVSU			
Texas Southern			
Tuskegee			

SECOND HALF OPENING DRIVES

(All tackles on Special Teams coverage)

Player	Total	KO	Punt
Austin Brundidge	1	1	xx
Alondras Strong	1	1	xx

SPECIAL TEAM TACKLES

	ALABAMA STATE			OPPONENTS		
Opponent	PTS	PLAYS	YDS	PTS	PLAYS	YDS
Miles	7	10	70	0	3	2
Auburn						
Bethune-Cookman						
Florida AGM						
UAPB						
Jackson State						
Alabama AGM						
PVAMU						
MVSU						
Texas Southern						
Tuskegee						

CAPTAINS CHART

OPPONENT	CAPTAIN	CAPTAIN	CAPTAIN	CAPTAIN
Miles	Aubrey Grace	Irshaad Davis	Jeremiah Hixon	Christian Clark
Auburn				

SUPERLATIVES

ALABAMA STATE GAME HIGHS

Rushes	32	Miles (09/04/2021)
Yards Rushing	123	Miles (09/04/2021)
Yards per Rush	3.8	Miles (09/04/2021)
TD Rushes	2	Miles (09/04/2021)
Pass Attempts	30	Miles (09/04/2021)
Pass Completions	20	Miles (09/04/2021)
Yards Passing	197	Miles (09/04/2021)
Yards Per Pass	6.6	Miles (09/04/2021)
TD Passes	0	Miles (09/04/2021)
Total Plays	62	Miles (09/04/2021)
Total Offense	320	Miles (09/04/2021)
Yards per Play	5.2	Miles (09/04/2021)
Points	14	Miles (09/04/2021)
Sacks By	4	Miles (09/04/2021)
First Downs	17	Miles (09/04/2021)
Penalties	5	Miles (09/04/2021)
Penalty Yards	35	Miles (09/04/2021)
Turnovers	2	Miles (09/04/2021)
Punts	5	Miles (09/04/2021)
Punting Average	35.8	Miles (09/04/2021)
Long Punt	58	Miles (09/04/2021)
Punts Inside 20	3	Miles (09/04/2021)
Long Punt Return	0	Miles (09/04/2021)

OPPONENT GAME HIGHS

Rushes	44	Miles (09/04/2021)
Yards Rushing	168	Miles (09/04/2021)
Yards per Rush	3.8	Miles (09/04/2021)
TD Rushes	1	Miles (09/04/2021)
Pass Attempts	9	Miles (09/04/2021)
Pass Completions	3	Miles (09/04/2021)
Yards Passing	35	Miles (09/04/2021)
Yards per Pass	3.9	Miles (09/04/2021)
TD Passes	1	Miles (09/04/2021)
Total Passes	53	Miles (09/04/2021)
Total Offense	203	Miles (09/04/2021)
Yards per Play	3.8	Miles (09/04/2021)
Points	12	Miles (09/04/2021)
Sacks By	2	Miles (09/04/2021)
First Downs	12	Miles (09/04/2021)
Penalties	1	Miles (09/04/2021)
Penalty Yards	6	Miles (09/04/2021)
Turnovers	0	Miles (09/04/2021)
Punts	8	Miles (09/04/2021)
Punting Average	33.8	Miles (09/04/2021)
Long Punt	44	Miles (09/04/2021)
Punts Inside 20	2	Miles (09/04/2021)
Long Punt Return	0	Miles (09/04/2021)

ALABAMA STATE INDIVIDUAL GAME HIGHS

Rushes	12	Jacory Merritt vs Miles (09/04/2021)
Yards Rushing	67	Ezra Gray vs Miles (09/04/2021)
TD Rushes	1	Jacory Merritt vs Miles (09/04/2021)
	1	Ryan Nettles vs Miles (09/04/2021)
Long Rush	28	Ezra Gray vs Miles (09/04/2021)
Pass Attempts	30	Ryan Nettles vs Miles (09/04/2021)
Pass Completions	20	Ryan Nettles vs Miles (09/04/2021)
Yards Passing	197	Ryan Nettles vs Miles (09/04/2021)
TD Passes		
Long Pass	27	Ryan Nettles vs Miles (09/04/2021)
Receptions	8	Jeremiah Hixon vs Miles (09/04/2021)
Yards Receiving	92	Jeremiah Hixon vs Miles (09/04/2021)
TD Receptions		
Long Reception	27	Jeremiah Hixon vs Miles (09/04/2021)
Punts	5	Aubrey Grace vs Miles (09/04/2021)
Punting Average	35.8	Aubrey Grace vs Miles (09/04/2021)
Long Punt	58	Aubrey Grace vs Miles (09/04/2021)
Punts Inside 20	3	Aubrey Grace vs Miles (09/04/2021)
Long Punt Return		
Long Kickoff Return		
Tackles	10	Christian Clark vs Miles (09/04/2021)
Sacks	1.5	Rodney Echols vs Miles (09/04/2021)
Tackles for Loss	3.5	Nicholas Terry vs Miles (09/04/2021)

OPPONENT INDIVIDUAL GAME HIGHS

Rushes	20	Donte Edwards vs Miles (09/04/2021)
Yards Rushing	107	Donte Edwards vs Miles (09/04/2021)
TD Rushes		
Long Rush	45	Donte Edwards vs Miles (09/04/2021)
Pass Attempts	3	Claude Newell III vs Miles (09/04/2021)
Pass Completions	1	Claude Newell III vs Miles (09/04/2021)
Yards Passing	13	Claude Newell III vs Miles (09/04/2021)
TD Passes		
Long Pass	13	Claude Newell III vs Miles (09/04/2021)
Receptions	1	Cohen Hudson vs Miles (09/04/2021)
	1	Marcus Lodge vs Miles (09/04/2021)
	1	Kingston Davis vs Miles (09/04/2021)
Yards Receiving	16	Marcus Lodge vs Miles (09/04/2021)
TD Receptions		
Long Reception	16	Marcus Lodge vs Miles (09/04/2021)
Field Goals		
Long Field Goals		
Punts	8	Jay Fitch vs Miles (09/04/2021)
Punting Average	33.8	Jay Fitch vs Miles (09/04/2021)
Long Punt	44	Jay Fitch vs Miles (09/04/2021)
Punts Inside 20	2	Jay Fitch vs Miles (09/04/2021)
Long Punt Return		
Long Kickoff Return	16	Orlando Doss vs Miles (09/04/2021)
Tackles	11	Andrew Gaylor vs Miles (09/04/2021)
Sacks	1	N'Ktavious Floyd vs Miles (09/04/2021)
	1	Kadarius Roberts vs Miles (09/04/2021)
Tackles for Loss	1.5	Mitchell Smiley vs Mile (09/04/2021)
Longest Punt Return		

PARTICIPATION												
# / NAME	GP/GS	MILES	AUBURN	B-CU	FAMU	UAPB	JSU	AAMU	PVAMU	MVSU	TSU	SKEGEE
0 Davis	1/1	START										
1 Adams	1/1	START										
1 Hixon	1/1	START										
2 Merritt	1/1	START										
3 Strong	1/1	START										
4 Norris	1/0	XXX										
4 Payton	1/1	START										
5 Culpepper	--	INJ										
6 Echols	1/1	START										
6 Jones	1/1	START										
7 Crawley	1/0	XXX										
8 West	1/0	XXX										
9 Knight	1/0	XXX										
10 Isaac	1/1	START										
11 Diop	1/0	XXX										
12 Owens	--	--										
13 Nettles	1/1	START										
14 Poole	--	--										
16 Terry	1/1	START										
17 Troutman	--	INJ										
18 McDuffie	--	--										
20 Gray	1/1	START										
21 Diaconu	1/1	START										
22 Rivers	--	--										
23 Crim	--	--										
25 Martin	--	--										
26 Robinson	--	--										
27 Burgess	1/0	XXX										
28 Mitchell	1/0	XXX										
30 Quintanilla	--	--										
32 Scott	1/0	XXX										
33 Johnson	--	--										
34 Daniels	--	--										
35 Scott	1/0	XXX										
36 Manely	1/0	XXX										
37 Foote	--	--										
38 Stewart	--	--										
39 Grace	1/1	START										
40 Creech	--	--										
41 Webster	--	--										
42 Threatt	--	--										
43 Delaine	--	--										
44 Jean-Louis	--	--										
45 Rampersaud	--	--										
46 Howard	1/1	START										
47 Webster	1/0	XXX										
49 Young-Rolle	1/0	XXX										
50 Harris	--	--										
52 Brundidge	1/0	XXX										
53 Hanson	--	--										
54 Barnes	1/1	START										
55 Blackshear	--	INJ										
56 Washington	--	--										
57 Thomas	--	--										
58 Whitehurst	1/0	XXX										
59 Adesipe	1/0	XXX										
60 Anjorin	1/1	START										
62 Boyd	1/0	XXX										
64 Alston	1/1	START										
65 Hayes	1/0	XXX										
66 Stafford	1/0	XXX										
67 Akins	--	--										
68 Shannon	--	--										
69 Salter	1/1	START										
71 Maxwell	1/1	START										
72 Gaddy	--	--										
73 Taylor	1/1	START										
76 Jenkins	--	--										
77 Smith	--	--										
78 Malone	--	--										
79 Parham	--	--										

PARTICIPATION

# / NAME	GP/GS	MILES	AUBURN	B-CU	FAMU	UAPB	JSU	AAMU	PVAMU	MVSU	TSU	SKEGEE
80 Johnson	--	---										
81 Johnson	--	---										
82 Sharpe	1/0	XXX										
83 Ellis	1/1	START										
84 Corker	1/1	START										
85 Potts	--	---										
86 Cadet	--	---										
87 McMinn	1/0	XXX										
88 Mayes	--	---										
89 Stokes	1/0	XXX										
90 Tarver	1/0	XXX										
92 Ogletree	1/1	START										
94 Clark	1/1	START										
95 Brown	--	---										
96 Carson	--	---										
97 Lee	--	---										
98 Long	1/1	START										
99 Gaddy	1/0	XXX										

NATIONAL RANKINGS

FCS STATS PERFORM (Week One)

	Team	Record	Pts
1	Sam Houston State (32)	1-0	1,212
2	South Dakota State (11)	1-0	1,185
3	James Madison (2)	1-0	1,150
4	Montana (5)	1-0	1,087
5	North Dakota State	1-0	1,050
6	Delaware	1-0	965
7	Eastern Washington	1-0	880
8	Southern Illinois	1-0	873
9	North Dakota	1-0	858
10	Weber State	0-1	764
11	Montana State	0-1	598
12	Villanova	1-0	585
13	Southeastern Louisiana	1-0	584
14	UC Davis	1-0	576
15	East Tennessee State	1-0	442
16	Jacksonville State	0-1	427
17	Austin Peay	1-0	417
18	VMI	1-0	415
19	Central Arkansas	0-1	407
20	Monmouth	0-1	290
21	Northern Iowa	0-1	287
22	Kennesaw State	1-0	208
23	Missouri State	0-1	187
24	Holy Cross	1-0	160
25	Richmond	1-0	135

DROPPED OUT: Chattanooga (18), Nicholls (22), North Carolina A&T (25).

RECEIVING VOTES: Murray State 125, Chattanooga 72, Nicholls 61, Sacramento State 40, Samford 40, New Hampshire 36, Alabama A&M 34, Furman 20, Sacred Heart 17, Jackson State 14, Illinois State 10, Rhode Island 8, Stephen F. Austin 8, North Carolina Central 7.

FCS Coaches Poll (Week One)

	Team	Record	Pts
1	Sam Houston State (23)	1-0	681
2	James Madison (1)	1-0	655
3	South Dakota State (3)	1-0	649
4	North Dakota State	1-0	583
5	Montana (1)	1-0	573
6	Delaware	1-0	537
7	North Dakota	1-0	477
8	Eastern Washington	1-0	474
9	Southern Illinois	1-0	415
10	Weber State	0-1	387
11	Villanova	1-0	362
12	UC Davis	1-0	348
13	Montana State	0-1	334
14	Southeastern Louisiana	1-0	298
15	Northern Iowa	0-1	293
16	Central Arkansas	0-1	271
17	Jacksonville State	0-1	258
18	Austin Peay	1-0	218
19	East Tennessee State	1-0	202
20	VMI	1-0	194
21	Monmouth	0-1	188
22	Richmond	1-0	145
23	Kennesaw State	1-0	144
24	Chattanooga	0-1	59
25	Missouri State	0-1	58

DROPPED OUT: Nicholls (23), North Carolina A&T (24).

RECEIVING VOTES: Samford, 54; Holy Cross, 32; Furman, 31; Murray St., 28; Alabama A&M, 24; New Hampshire, 24; Rhode Island, 16; South Dakota, 16; Nicholls, 12; Jackson St., 10; Stephen F. Austin, 8; Eastern Kentucky, 7; Gardner-Webb, 7; Charleston Southern, 6; Sacramento St., 5; Youngstown St., 4; Illinois St., 3; Southern Utah, 3; Florida A&M, 2; Sacred Heart, 2; Yale, 2; Harvard, 1.

BOXTOROW MEDIA (Week One)

	Team	Record	Pts
1	Alabama A&M (14)	1-0	140
2	UAPB	1-0	116
3	Jackson State	1-0	108
4	North Carolina A&T	0-1	85
5	Prairie View A&M	1-0	65
6	South Carolina State	0-1	60
7	Florida A&M	0-1	46
8	North Carolina Central	1-0	38
9	Grambling State	1-0	25
10	Southern	0-1	20

RECEIVING VOTES: Alcorn State (0-1) 18, Albany State (1-0) 13, Delaware State (1-0) 10, Fayetteville State (1-0) 5, Bethune-Cookman (0-1) 5, Bowie State (1-0) 5, Hampton (1-0) 4, Alabama State (1-0) 3, Miles (0-1) 2, Tennessee State (0-1) 1, Fort Valley State (1-0) 1.

BOXTOROW COACHES (Week One)

	Team	Record	Pts
1	Alabama A&M (16)	1-0	178
2	UAPB (1)	1-0	140
3	Jackson State	1-0	126
4	North Carolina A&T	0-1	104
5	North Carolina Central	1-0	86
6	Florida A&M	0-1	72
7	South Carolina State	0-1	69
8	Prairie View A&M	1-0	65
9	Southern (1)	0-1	60
10	Grambling State	1-0	35

RECEIVING VOTES: Alcorn State (0-1) 19, Alabama (1-0) 15, Delaware State (1-0) 9, Tennessee State (0-1) 9, Bethune-Cookman (0-1) 5, Hampton (1-0) 1, Norfolk State (0-1) 1, Howard (0-1) 1.



MEDIA POLICIES



ATHLETIC COMMUNICATIONS

Travis Jarome, Director / Secondary Contact

Office	334.229.2601
Cell	334.294.1475
Email	tjarome@alasu.edu
Twitter	@Travis_Jarome

Jordan Benson, Assistant Director

Office	334.229.2635
Cell	256.698.3311
Email	jbenson@alasu.edu

D'Quan Lee, Communications Assistant / Contact

Office	334.229.7617
Cell	334.590.5237
Email	dlee@alasu.edu

THE WEEK AHEAD

Monday	Tuesday	Wednesday	Thursday	Friday	Saturday	Sunday
OFF DAY	Practice 7:30 am - 10 am	Practice 7:30 am - 10 am	Practice 7:30 am - 10 am	Walk Through Travel Day	at Auburn 11 am	OFF DAY
NO INTERVIEWS	POST PRACTICE	WEEKLY PRESS 11 am	POST PRACTICE	NO INTERVIEWS	POST GAME	NO INTERVIEWS
6	7	8	9	10	11	12

POSTGAME INTERVIEWS

Head coach Donald Hill-Eley and selected student-athletes will be available to the media via Zoom following all home games, and selected road games upon request. Any requests for additional coaches or student-athletes not selected may be made to Travis Jarome (tjarome@alasu.edu) any point during or immediately after the game.

GAME NOTES

Game notes for all games are available on the football page on the official athletics website at BamaStatesports.com.

CREDENTIALS

Credentials for covering Alabama State's 2021 football season, can be obtained by following the credential requests guidelines on BamaStateSports.com. If you have any questions, you can email Director of Athletic Strategic Communications, Travis Jarome at tjarome@alasu.edu.

DISTRIBUTION LIST

To be added to the Alabama State Athletics media distribution list, email your media outlet and email addresses to Director of Athletic Strategic Communications, Travis Jarome at tjarome@alasu.edu. All outlets on the distribution list will receive PDFs of the box score and play by play, as well as notes and quotes following each game.

