



ALABAMA STATE FOOTBALL

1991 HBCU NATIONAL CHAMPIONS | 1991, 2004 SWAC CHAMPIONS

GAME
4

at **FLORIDA A&M**
OCTOBER 2, 2021



Bragg Memorial Stadium
Tallahassee, Fla.

6 p.m. (ET) / 5 p.m. (CT)
Facebook Live
Hornet Sports Network

SERIES HISTORY

Overall	19-18-2
Current Streak	Florida A&M, W1
First Meeting	Alabama State def. FAMU, 65-0 (1909)
Last Meeting	FAMU def. Alabama State, 30-20 (2008)

TELEVISION: FACEBOOK LIVE

Play-by Play	Mike Thomas
Analyst	Al Chester

RADIO: HORNET SPORTS NETWORK

Play-by Play	D'Quan Lee
Analyst	Darrell Dapprich
Flagship Station	WVAS-90.7 FM

SOCIAL MEDIA: #STATEofMind

Twitter	@BamaStateFB
Facebook	BamaStateSports
Instagram	@BamaStateSports

CELEBRATION: 120 YEARS of FOOTBALL

The Alabama State University Department of Intercollegiate Athletics announced that five teams will be honored throughout the course of the 2021 season as the Hornets celebrate 120 years of football this fall.

Alabama State will honor five championship teams throughout its history beginning with the Bethune-Cookman contest. The Hornets will honor division champions from 2001, 2003, and 2010, while also honoring the 2004 SWAC championship team.



Alabama State will also honor the 30th anniversary of one of the greatest teams of all-time (from ESPN) in the 1991 HBCU National Championship team that finished 11-0-1 and won the Alamo Heritage Bowl.

ALABAMA STATE

Record	2-1 Overall 1-0 SWAC
Rankings	FCS: NR AFCA: NR BOXTOROW: RV
Last Game	def. Bethune-Cookman, 38-24 (9/25/21)
Streak	W1
Head Coach	Donald Hill-Eley
Career Record	78-95 (17th season)
Record at Alabama State	19-18 (5th season)
Record vs. FAMU	3-6

FLORIDA A&M

Record	1-2 Overall 0-1 SWAC
Rankings	FCS: NR AFCA: NR BOXTOROW: 6
Last Game	lost to South Florida, 38-17 (9/18/21)
Streak	L1
Head Coach	Willie Simmons
Career Record	37-20 (7th season)
Record at FAMU	16-9 (4th season)
Record vs. Alabama State	3-0

TALE OF THE TAPE

ALABAMA STATE

17.3
33.0
93.3
198.0
291.3
334.0

Points/Game

Points Allowed/Game
Rush Yards/Game
Pass Yards/Game
Total Offense/Game
Total Defense/Game

FLORIDA A&M

19.0
17.3
128.0
210.7
338.7
313.3


(through three games in 2021)

SATURDAY STORYLINES




RENEWING A RIVALRY

Alabama State and Florida A&M have met 39 times in school history, with the first meeting in 1909 and the last meeting coming in 2008. The Rattlers won that meeting 30-20, following three consecutive victories by the Hornets (1989, 1990, 2003).



HIXON HAS BREAKOUT GAME

Alabama State redshirt sophomore receiver Jeremiah Hixon had a breakout game against Bethune-Cookman on Saturday when he went for seven catches and 100 yards with a touchdown. He was just one catch and 16 yards off of his career-high against Tuskegee.



DEFENSE HAS BEEN STELLAR IN '21

With the exception of the Auburn game on the road, the Alabama State defense has been stellar this season. In the two non-Power 5 games, the Hornets have allowed just 37 total points (18.5 per game) and has been able to control the line of scrimmage.

2021 SCHEDULE

										
Miles Sept 4 5 pm W, 14-13	Auburn Sept 11 11 am L, 0-62	B-CU Sept 25 5 pm W, 38-24	Florida A&M Oct 2 5 pm Facebook Live	UAPB Oct 9 2 pm Bounce-TV	Jackson State Oct 16 2 pm ESPN+	Alabama A&M Oct 30 2:30 pm ESPN3	PVAMU Nov 6 2 pm	MVSU Nov 13 2 pm	Texas Southern Nov 20 2 pm ESPN+	Tuskegee Nov 25 2 pm ESPN+



ALL-TIME AGAINST FLORIDA SCHOOLS

ALL-TIME RECORD: 25-31-3

Year	Opponent	W/L	TT	OPP
2021	Bethune-Cookman	W	38	28
2019	Florida State	L	12	49
2017	Edward Waters	W	37	3
2012	Bethune-Cookman	L	28	38
2009	Edward Waters	W	38	6
2008	Florida A&M	L	20	30
2008	Bethune-Cookman	L	7	28
2003	Florida A&M	W	38	22
2003	Bethune-Cookman	L	26	31
1990	Florida A&M	W	44	32
1989	Florida A&M	W	23	8
1984	Bethune-Cookman	L	24	31
1983	Bethune-Cookman	L	6	24
1982	Bethune-Cookman	L	6	24
1979	Bethune-Cookman	W	24	13
1977	Florida A&M	L	16	21
1976	Florida A&M	W	16	13
1976	Bethune-Cookman	W	22	14
1975	Florida A&M	L	11	12
1975	Bethune-Cookman	L	0	21
1974	Florida A&M	L	12	24
1974	Bethune-Cookman	L	18	36
1973	Florida A&M	L	0	27
1973	Bethune-Cookman	L	0	32
1972	Florida A&M	W	13	8
1972	Bethune-Cookman	L	8	61
1971	Bethune-Cookman	L	12	14
1970	Bethune-Cookman	W	30	27
1949	Bethune-Cookman	L	6	18
1948	Florida A&M	L	0	41
1947	Florida A&M	L	12	26
1946	Florida A&M	L	0	17
1947	Florida A&M	L	12	28
1946	Florida A&M	L	0	17
1945	Florida A&M	L	2	35
1944	Florida A&M	L	6	44
1942	Florida A&M	T	6	6
1941	Florida A&M	L	0	22
1940	Florida A&M	W	7	6
1938	Florida A&M	W	9	6
1938	Florida A&M	L	0	17
1937	Florida A&M	L	0	7
1936	Florida A&M	T	0	0
1935	Florida A&M	W	7	0
1934	Florida A&M	L	0	7
1933	Florida A&M	W	32	6
1932	Florida A&M	W	7	0
1931	Florida A&M	W	14	0
1930	Florida A&M	W	13	6
1929	Florida A&M	W	6	0
1928	Florida A&M	W	6	0
1927	Florida A&M	W	25	6
1926	Florida A&M	L	0	6
1925	Florida A&M	W	25	0
1924	Florida A&M	W	13	6
1923	Florida A&M	L	0	6
1922	Florida A&M	W	14	0
1909	Florida A&M	W	65	0

SERIES HISTORY

Alabama State leads the series against Florida A&M 19-18-2, with their last meeting coming in 2008.

OPENING DRIVES AT HOME FOR ALABAMA STATE THIS YEAR

Alabama State scored on their opening drive for the second consecutive home on a 10-play, 65-yard drive against Bethune-Cookman. They would score on their first three drives and four of their first five on the night.

RECEIVERS HAVE A NIGHT FOR ALABAMA STATE

Jeremiah Hixon led Alabama State with seven receptions for 100 yards and a touchdown on 10 targets. The total was just one catch short of a career-high that Hixon recorded against Tuskegee in 2018 (8-116). Eight different receivers caught a pass on the night, with four catching three or more passes in the game. Corker recorded four receptions for 48 yards, with Keron Jones and Tevin Sharpe each recorded three receptions in the win.

ALABAMA STATE PUTS UP GOOD NUMBERS AS A UNIT

Alabama State outgained Bethune-Cookman 378 (111 rushing/267 passing) to 159 (12 rushing/247 passing). The Hornets forced four turnovers including three fumbles, while also leading in time of possession (36:13 - 23:47). Alabama State also converted 10 of 18 third-down chances in the win.

RECORD NUMBER OF GRADUATES ACROSS THE COUNTRY THIS YEAR

The National Football Foundation (NFF) & College Hall of Fame today released a list of 3,284 student-athletes who have already earned their undergraduate degrees and will be playing college football this fall while pursuing second diplomas. This season marks the fourth year the NFF has compiled the list of graduated players.

Alabama State has the following who have received their degrees prior to the season starting: **Austin Brundidge, Christian Clark, Ezra Gray, Joshua Long, Kimar Martin, Jacques Payton, Cameron Rampersaud, Tevin Sharpe, Randall**

Smith, and KJ Stokes.

BUSY YEAR ACADEMICALLY FOR GRAY

Alabama State senior running back **Ezra Gray** had a busy year academically for the Hornets as he was named a William V. Campbell Trophy finalist (Academic Heisman) and was named to the FCS Academic All-Star Team for the second consecutive year.

He was also the first student-athlete from Alabama State, in any sport, to be named a two-time CoSIDA Academic All-America.

Gray joined Alabama quarterback Mac Jones and Chisholm in the backfield announced by the organization and is the lone representative from the Southwestern Athletic Conference (SWAC) on the First Team and is one of five selections from the state of Alabama on the First Team.

He is one of 12 members on the First Team with a 4.00 GPA, and he becomes the first two-time CoSIDA Academic All-America® in school history.

The graduate student is a two-time FCS-ADA selection to the Academic All-Star Team, earning the distinction of being named the FCS-ADA co-Scholar Athlete of the Year in 2019-20, is a two-time CoSIDA Academic All-District selection, a finalist for the William V. Campbell Trophy (considered the Academic Heisman), two-time Magic City Classic Scholar Athlete of the Year, and was a finalist for the Doris Robinson Scholar Athlete of the Year Award this past spring.

On the field, he is a five-time All-SWAC selection as either a running back or return specialist and earned First Team honors as a running back this past spring after leading the conference in rushing. He was named a First Team BOXTOROW All-American this past season, and for his career has rushed for 1,808 yards – a number that places him in the top-10 all-time at Alabama State. He has also scored nine rushing touchdowns, recorded 47 receptions for 265 yards and a touchdown, while also averaging 22.9 yards per kick return during his career.

STATISTICAL MATCHUP: ALABAMA STATE vs. FLORIDA A&M

CATEGORY	ALST	NCAA	SWAC	FAMU	NCAA	SWAC
Scoring Offense	17.3	93	10	19.0	83	8
Total Offense	291.3	95	10	338.7	68	5
Rushing Offense	93.3	98	9	128.0	68	5
Passing Offense	198.0	70	9	210.7	54	8
Passing Efficiency	112.37	92	8	102.30	105	10
Time of Possession	33:10	16	2	30:37	57	4
Scoring Defense	30.7	68	6	17.3	17	2
Total Defense	333.0	32	3	313.3	26	3
Rushing Defense	181.3	89	9	115.7	30	4
Passing Defense	151.7	12	2	197.7	41	5
Passing Efficiency Defense	121.83	38	4	112.40	20	3
QB Sacks Per Game	3.00	20	4	2.33	41	6
Tackles for Loss	6.7	35	6	6.0	53	8
Net Punting	30.21	111	10	31.00	106	8
Punt Returns	15.50	9	3	10.33	29	4
Kickoff Returns	15.00	107	9	35.25	7	1
Turnover Margin	-0.33	74	6	1.00	22	3

THREE NAMED TO BLACK FOOTBALL HALL OF FAME PLAYER OF THE YEAR WATCH LIST

The Black College Football Hall of Dame (BCFHOF) announced the 2021 Watch List for the Black College Player of the Year presented annually to the most outstanding football player from a Historically Black College & University.

Four finalists will be unveiled on November 30, 2021, with the winner of the Black College Football Player of the Year Award being announced during halftime of the Inaugural HBCU Legacy Bowl. The winner will receive the Deacon Jones Trophy during the game to be played February 19, 2022, in New Orleans on the NFL Network.

Alabama State had three players named to the Watch List including senior running back **Ezra Gray**, sophomore defensive back **Irshaad Davis**, and senior defensive lineman **Christian Clark**.

Gray led the team, and conference, in rushing during the spring season with 436 yards on 84 carries in five games. He averaged 5.2 yards per carry and scored three touchdowns, and he rushed for a career-high 195 yards against Jackson State and added another 100-yard game against Alabama A&M. The senior finished 15th nationally in all-purpose yards and 35th in the nation in rushing yards, while he also finished 19th in rushing yards per game on the season. He also earned the nod for return specialist on the Second Team after he returned 10 kicks and averaged 18.50 yards per return. He finished 48th in the nation in combined kick returns and also 48th in kickoff returns.

Davis led Alabama State in tackles with 41 on the season including 31 solo stops. He recorded a pair of tackles for loss and 0.5 sacks on the season, while he also finished with one interception, three pass breakups and a quarterback hurry from his safety position. Davis finished fourth in the conference in tackles and 20th in passes defended on the season, while he also finished 14th in the nation in solo tackles and 58th in total tackles.

Meanwhile, Clark finished with 15 tackles including nine solo stops. Clark recorded 2.5 tackles for loss and one pass breakup, while he also had one forced fumble and was part of a defense that held opponents to just over 800 yards rushing in five games from his nose guard position.

DAVIS NAMED TO THE PRESEASON STARTING LINEUP BY THE COLLEGE FOOTBALL AMERICA YEARBOOK

Alabama State sophomore defensive back Irshaad Davis was named to the 2021 Football Championship Subdivision (FCS) Preseason Starting Lineup announced by the College Football America Yearbook publication.

Davis led the Hornets with 41 tackles on the season including 31 individual stops. He recorded a pair of tackles for loss and 0.5 sacks in the spring, while also recording an interception along with three pass breakups and a quarterback hurry from his safety spot. Davis finished in the top five in the

Southwestern Athletic Conference (SWAC) in tackles and 20th in passes defended, while also being 14th in the country in solo tackles prior to the FCS playoffs.

The sophomore was one of three players selected from an HBCU including conference opponent Jordan Lewis (Southern) on the First Team defense and Dacquari Wilson (North Carolina A&T) on the First Team offense.

SIX NAMED PRESEASON ALL-AMERICAN BY BOXTOROW

Alabama State led the way with six selections to the BOX-TOROW preseason HBCU college football All-American team, leading a contingent of 30 players selected prior to the start of the 2021 season.

Ezra Gray led the selections after earning First Team All-SWAC honors and leading the team, and the conference, in rushing during the spring season with 436 yards on 84 carries in five games. He averaged 5.2 yards per carry and scored three touchdowns, and he rushed for a career-high 195 yards against Jackson State and added another 100-yard game against Alabama A&M. The senior finished 15th nationally in all-purpose yards and 35th in the nation in rushing yards, while he also finished 19th in rushing yards per game on the season.

He was joined on the offense by tight end Terrance Ellis who started all five games at tight end and recorded a career-high 12 receptions for 77 yards, averaging 6.42 yards per reception. Redshirt freshman Travon Taylor also earned offensive honors after playing in all five games last season and helping the team rush for 905 yards and pass for 1,011.

The three were joined by three defensive players led by defensive linemen Christian Clark who finished with 15 tackles including nine solo stops. Clark recorded 2.5 tackles for loss and one pass breakup, while he also had one forced fumble and was part of a defense that held opponents to just over 800 yards rushing in five games from his nose guard position.

He was joined on the defensive side of the ball by a pair of defensive backs including Irshaad Davis who led Alabama State in tackles with 41 on the season including 31 solo stops. He recorded a pair of tackles for loss and 0.5 sacks on the season, while he also finished with one interception, three pass breakups and a quarterback hurry from his safety position. Davis finished fourth in the conference in tackles and 20th in passes defended on the season, while he also finished 14th in the nation in solo tackles and 58th in total tackles. Naytron Culpepper who finished the year with 15 tackles, including nine solo stops, joins Davis as a preseason pick in defensive backfield. He also finished the year with a pair of tackles for loss from his cornerback position and finished the year with four pass breakups. Culpepper also finished 19th in the conference in pass breakups this spring. The Hornets led the way with six selections, while UAPB had four. A host of schools including Alabama A&M, Tennessee State, Southern, Bowie State, and Jackson State each had three selections.

BOXTOROW has administered the All-America team since 2007 and the voters are comprised of media members from around



ALL-TIME SERIES WITH FLORIDA A&M

ALL-TIME RECORD: 19-18-2

Year	W/L	TT	OPP
2008	L	20	30
2003	W	38	22
1990	W	44	32
1989	W	23	8
1977	L	16	21
1976	W	16	13
1975	L	11	12
1974	L	12	24
1973	L	0	27
1972	W	13	8
1948	L	0	41
1947	L	12	26
1946	L	0	17
1947	L	12	28
1946	L	0	17
1945	L	2	35
1944	L	6	44
1942	T	6	6
1941	L	0	22
1940	W	7	6
1938	W	9	6
1938	L	0	17
1937	L	0	7
1936	T	0	0
1935	W	7	0
1934	L	0	7
1933	W	32	6
1932	W	7	0
1931	W	14	0
1930	W	13	6
1929	W	6	0
1928	W	6	0
1927	W	25	6
1926	L	0	6
1925	W	25	0
1924	W	13	6
1923	L	0	6
1922	W	14	0
1909	W	65	0

Longest Win Streak: 7 Games (1927-1933)

Longest Losing Streak: 7 Games (1944-1948)

SWAC STANDINGS

EAST	CONF	PCT	OVER	PCT
Alabama A&M	1-0	1.000	3-0	1.000
Jackson State	1-0	1.000	3-1	.750
Alabama State	1-0	1.000	2-1	.667
Florida A&M	0-1	.000	1-2	.333
Mississippi Valley State	0-1	.000	0-3	.000
Bethune-Cookman	0-2	.000	0-4	.000

WEST	CONF	PCT	OVER	PCT
Prairie View A&M	2-0	1.000	3-1	.750
Alcorn State	1-0	1.000	2-2	.500
Southern	1-0	1.000	2-2	.500
UAPB	0-1	.000	1-2	.333
Grambling State	0-1	.000	1-3	.250
Texas Southern	0-1	.000	0-3	.000

SWAC SCHEDULE

THURSDAY, SEPTEMBER 30	
UAPB at Prairie View A&M	6 p.m.

SATURDAY, OCTOBER 2	
Bethune-Cookman at South Carolina State	12:30 p.m.
North American at Texas Southern	2 p.m.
Alabama A&M at Grambling State	2 p.m.
North Carolina Central at Mississippi Valley State	3 p.m.
Alabama State at Florida A&M	5 p.m.

SATURDAY, OCTOBER 9	
Jackson State at Alabama A&M	2 p.m.
Grambling State at Alcorn State	2 p.m.
UAPB at Alabama State	2 p.m.
Southern at Texas Southern	4 p.m.
Mississippi Valley State at Bethune-Cookman	4 p.m.
South Carolina State at Florida A&M	5 p.m.

SATURDAY, OCTOBER 16	
Florida A&M at Alabama A&M	1 p.m.
Alabama State at Jackson State	2 p.m.
Texas Southern at Grambling State	2 p.m.
Southern at UAPB	2 p.m.
Alcorn State at Mississippi Valley State	3 p.m.
Prairie View A&M at Bethune-Cookman	3 p.m.

SATURDAY, OCTOBER 23	
UAPB at Arkansas	TBA
Bethune-Cookman at Jackson State	1 p.m.
Florida A&M at Mississippi Valley State	3 p.m.
Prairie View A&M at Southern	6 p.m.
Alcorn State at Texas Southern	7 p.m.

SATURDAY, OCTOBER 30	
UAPB at Texas Southern	2 p.m.
Alabama A&M at Alabama State	2:30 p.m.
Jackson State at Mississippi Valley State	3 p.m.
Grambling State at Florida A&M	3 p.m.
Alcorn State at Southern	6 p.m.

SATURDAY, NOVEMBER 6	
Alcorn State at Bethune-Cookman	11 a.m.
Mississippi Valley State at Alabama A&M	1 p.m.
Texas Southern at Jackson State	1 p.m.
Grambling State at UAPB	2 p.m.
Alabama State at Prairie View A&M	2 p.m.
Florida A&M at Southern	6 p.m.

SATURDAY, OCTOBER 13	
Alabama State at Mississippi Valley State	1 p.m.
Alabama A&M at Texas Southern	2 p.m.
Prairie View A&M at Alcorn State	2 p.m.
Bethune-Cookman at Grambling State	2 p.m.
Florida A&M at UAPB	2 p.m.
Jackson State at Southern	6 p.m.

the nation that cover HBCU football.

FUTURE MEAC/SWAC MATCHUPS UNVEIELED

The 2021 SWAC/MEAC Challenge, Executive Director of the Cricket Celebration Bowl, and Cricket SWAC/MEAC Challenge Kickoff John T. Grant announced the future matchups of the annual HBCU football season opener.

Following the game this season, Alabama State and Howard will kick off the 2022 season in Atlanta, while in 2023 Jackson State and South Carolina State will meet. The final game announced was in 2024 featuring Florida A&M and Norfolk State.

Even though a matchup has not been announced for 2025, Grant said that Southern has committed to play in the 2025 SWAC/MEAC Challenge.

AUBREY GRACE NAMED TO THE PUNTER OF THE YEAR WATCH LIST

Alabama State freshman punter **Aubrey Grace** was named to the FCS Punter of the Year Watch List, announced by the Augusta Sports Council.

The award honors the nation's top collegiate punter in the FCS, and Grace becomes the second Hornet to be named to the Watch List – joining Anthony Craven in 2019. The 20 candidates on the list incorporate a broad spectrum of Football Championship Series (FCS) punters. The 2021 watch list was compiled based on the 2020 FCS Punter of the Year watch list, the 2020 All-Conference teams, the 2020 All-American Teams, and the 2021 preseason All-Conference teams.

Grace, a First All-SWAC preseason selection and a Spring 2021 BOXTOROW All-American, finished the year with 28 punts for 1,150 total yards. He averaged 41.7 yards per punt and booted a long of 57. He forced three fair catches and had seven land inside the 20, while he finished the year with nine punts of 50 yards or more. The freshman finished second in the conference in punting average and first in punts of 50 yards or more, and he finished 20th in the nation in punting.

He joins a list that includes Andrew Foster (Morehead State), Austin Dunlap (Southeastern Louisiana), Ben Niesner (Valparaiso), Brady Schutt (South Dakota), Chris Faddoul (Florida A&M), D.J. Amson (Northern Arizona), Daniel Whelan (UC Davis), Harry O’Kelly (James Madison), Joe Gurley (North Alabama), Jon Sot (Harvard), JT Bohlken (Illinois State), Kaleb Mosley (Tennessee State), Matthew Campbell (The Citadel), Matt McRobert (Sam Houston), Nathan Fondacaro (Villanova), Noah Gettman (Sacred Heart), Patrick Haughney (Holy Cross), Ryan Richter (Norfolk State), and Zach Haynes (Southeast Missouri).

The FCS Punter of the Year Award winner will be voted on by the FCS Punter of the Year Award/Ray Guy Award Committee and will be announced after regular season play commences (subject to change based on current on COVID-19 updates and decision making by the NCAA and other organizing bodies).

ALABAMA STATE TO HONOR FIVE TEAMS DURING THE 120-YEAR ANNIVERSARY OF THE PROGRAM

The Alabama State University Department of Intercollegiate Athletics announced that five teams will be honored throughout the course of the 2021 season as the Hornets celebrate 120 years of football this fall.

Alabama State and Miles will kick off the season on Saturday, September 4 in the Labor Day Classic at ASU Stadium, with the Hornets honoring the 2004 Southwestern Athletic Conference (SWAC) championship team that finished 10-2 and defeated Southern 40-35 in the championship game. That year, Alabama State reeled off five consecutive conference wins to secure a berth in the championship game behind the late Tarvaris Jackson at quarterback.

The Hornets return home on September 25, facing Bethune-Cookman in the conference opener with kick set for 5 pm on Greek Unity Day. Alabama State will honor the 2001 SWAC Division champions that played in the championship game. That season, Alabama State finished 8-4 including winning eight consecutive games after dropping the first two of the season.

Alabama State and UAPB meet for homecoming at ASU Stadium on October 9, with kick set for 2 pm. The Hornets will celebrate the 30th anniversary of the 1991 SWAC and HBCU National Champions led by the late Houston Markham. The team finished 11-0-1 that season including a 36-13 victory over North Carolina A&T in the Alamo Heritage Bowl to cap off the unbeaten season.

The Hornets kick off November with Texas Southern on Military Appreciation Day (November 20) with kick set for 2 pm. They will honor the 2003 SWAC Division champions during the contest, a team that made the championship game before falling to Southern. The Hornets finished 8-5 that season including a streak of three consecutive wins to end the season capped off with victory in the Turkey Day Classic.

Alabama State will close out the regular season with the Turkey Day Classic against Tuskegee on November 25, honoring the 2010 SWAC Division champions. That season, Alabama State finished 7-5 including a steak of four consecutive wins.

ESPN FAMILY OF NETWORKS

The Southwestern Athletic Conference (SWAC) has announced additions to the 2021 football television schedule, including a pair of home games featuring Alabama State.

The 2021 slate, which includes a record number of league games slated to be available on ESPN's linear and digital platforms, no features five additional games that have been slated to be carried live on ESPN+.

Alabama State will be featured on ESPN+ twice in five days as the platform has picked up the Texas Southern game on November 20 and the Turkey Day Classic against Tuskegee on November 25. Both games will kick at 2 pm.

Those games join games already airing for the Hornets on the ESPN Family of Networks including on the road against Auburn (September 11) on the SEC Network. The Hornets can also be seen on ESPN+ at home against Bethune-Cookman (September 25), on the road against Jackson State (October 16) on ESPN+, and the Magic City Classic in Birmingham against Alabama A&M (October 30) on ESPN3 and tape-delayed on ESPNU.

The two additional games give Alabama State six games on the ESPN Family of Networks this fall.

Alabama State opens the 2021 season next weekend at ASU Stadium against Miles, with kick set for 5 pm.

ALABAMA STATE HAS EIGHT SELECTIONS FOR PRESEASON ALL-SWAC

The Southwestern Athletic Conference (SWAC) released the 2021 Preseason All-Conference teams at Media Days, and Alabama State is well-represented with eight slots on the two teams.

Ezra Gray was named First Team running back after he led the team, and conference, in rushing this season with 436 yards on 84 carries in five games. He averaged 5.2 yards per carry and scored three touchdowns, and he rushed for a career-high 195 yards against Jackson State and added another 100-yard game against Alabama A&M. The senior finished 15th nationally in all-purpose yards and 35th in the nation in rushing yards, while he also finished 19th in rushing yards per game on the season. He also earned the nod for return specialist on the Second Team after he returned 10 kicks and averaged 18.50 yards per return. He finished 48th in the nation in combined kick returns and also 48th in kickoff returns.

Gray was joined on the first team on the defensive side by three players including **Irshaad Davis** who led Alabama State in tackles with 41 on the season including 31 solo stops. He recorded a pair of tackles for loss and 0.5 sacks on the season, while he also finished with one interception, three pass breakups and a quarterback hurry from his safety position. Davis finished fourth in the conference in tackles and 20th in passes defended on the season, while he also finished 14th in the nation in solo tackles and 58th in total tackles.

He was joined by a pair of defensive linemen including **Christian Clark** who finished with 15 tackles including nine solo stops. Clark recorded 2.5 tackles for loss and one pass breakup, while he also had one forced fumble and part of a defense that held opponents to just over 800 yards rushing in five games from his nose guard position. **Andrew Ogletree** also earned a spot on the first team after he finished with 15 tackles this spring, including nine solo stops. He finished with five tackles for loss and 2.5 sacks, while he also recorded five quarterback hurries. Ogletree finished 15th in the conference in tackles for loss, while he also finished 79th in the nation in sacks and 86th in tackles for loss.

Freshman **Aubrey Grace** earned a First Team selection as the punter after he finished the year with 28 punts for 1,150 total yards and averaged 41.7 yards per punt and booted a long of

57. He forced three fair catches and had seven land inside the 20, while he also finished the year with nine punts of 50 yards or more. The freshman finished second in the conference in punting average and first in punts of 50 yards or more, and he finished 20th in the nation in punting.

A pair of players joined Gray on the Second Team including defensive back **Naytron Culpepper** who finished the year with 15 tackles, including nine solo stops. He also finished the year with a pair of tackles for loss from his cornerback position and finished the year with four pass breakups. Culpepper also finished 19th in the conference in pass breakups this spring. Rounding out the preseason selections for Alabama State was tight end **Terrance Ellis** who started all five games at tight end and recorded a career-high 12 receptions for 77 yards, averaging 6.42 yards per reception.

HORNETS PICKED FOURTH IN THE DIVISION IN PRESEASON POLL

Alabama State was picked to finish fourth in the SWAC East Division behind Alabama A&M (122), Florida A&M (109), and Jackson State (80) after picking up 78 total votes in the preseason poll on a vote by the league's head coaches and sports information directors.

DAVIS NAMED SECOND TEAM AFCA ALL-AMERICAN IN SPRING 2021

Alabama State sophomore defensive back Irshaad Davis was named to the 2021 Spring AFCA Football Championship Subdivision (FCS) Coaches' All-America Second Team announced by the American Football Coaches Association.

Davis, a First Team All-SWAC and BOXTOROW All-America selection, led Alabama State in tackles with 41 on the season including 31 solo stops. He recorded a pair of tackles for loss and 0.5 sacks on the season, while he also recorded one interception, three pass breakups, and a quarterback hurry from his safety position. Davis finished fourth in the conference in tackles and 20th in passes defended on the season, while he also was 14th in the nation in solo tackles and 58th in total tackles prior to the FCS playoffs.

The sophomore was one of four players selected from an HBCU including Jordan Lewis (Southern) and Decobie Durant (South Carolina State) on the First Team defense. Davis was joined on the Second Team by Alabama A&M receiver Abdul-Fatai Ibrahim.

The AFCA has selected an All-America team since 1945 and currently selects teams in all five of its divisions, and the teams are the only All-America teams chosen by the coaches. This year's team is made up of 24 seniors, 16 juniors, eight sophomores, and two graduate students.

2021 PRESEASON HONORDS

LUKE BARNES (LS)
National Football Foundation Scholar-Athlete nominee
Preseason All-SWAC (Phil Steele)

CHRISTIAN CLARK (DL)
Black College Football Hall of Fame Player of the Year Watch List
Preseason All-American (BOXTOROW)
Preseason All-SWAC (Coaches/SIDs)
Preseason All-SWAC (Phil Steele)

NAYTRON CULPEPPER (DB)
Preseason All-American (BOXTOROW)
Preseason All-SWAC Second Team (Coaches/SIDs)
Preseason All-SWAC Second Team (Phil Steele)

IRSHAAD DAVIS (DB)
Black College Football Hall of Fame Player of the Year Watch List
Preseason Starting Lineup (College Football AA Yearbook)
Preseason All-American (BOXTOROW)
Preseason All-SWAC (Coaches/SIDs)
Preseason All-SWAC (Phil Steele)

TERRANCE ELLIS (TE)
Preseason All-American (BOXTOROW)
Preseason All-SWAC Second Team (Coaches/SIDs)

AUBREY GRACE (P)
FCS Punter of the Year Watch List
Preseason All-SWAC (Coaches/SIDs)
Preseason All-SWAC Third Team (Phil Steele)

EZRA GRAY (RB)
Black College Football Hall of Fame Player of the Year Watch List
Preseason All-American (BOXTOROW)
Preseason All-SWAC (Coaches/SIDs)
Preseason All-SWAC (Phil Steele)
Preseason All-SWAC Second Team (AP) (Phil Steele)
Preseason All-SWAC Third Team (KR) (Phil Steele)

RYAN NETTLES (QB)
Preseason All-SWAC Third Team (Phil Steele)

ANDREW OGLETREE (DL)
Preseason All-SWAC Second Team (Coaches/SIDs)
Preseason All-SWAC Second Team (Phil Steele)

CAMERON RAMPERSAUD (DL)
Preseason All-SWAC Third Team (Phil Steele)

TRAVON TAYLOR (OL)
Preseason All-American (BOXTOROW)

NICHOLAS TERRY (LB)
Preseason All-SWAC Third Team (Phil Steele)

RECORD BREAKDOWN

	2021	SWAC
Overall	2-1	1-0
vs. SWAC	1-0	1-0
vs. Non-Conference	1-1	0-0
at ASU Stadium	2-0	1-0
in Away Game	0-1	0-0
at Neitutral Sites	0-0	0-0
Day Games	2-1	1-0
Night Games (6 p.m. start or later)	0-0	0-0
vs. Top 25 Teams	0-1	0-0
vs. Top 10 Teams	0-0	0-0
vs. Top 5 Teams	0-0	0-0
vs. Top-Ranked Teams	0-0	0-0
TV Games	2-1	1-0
on Bounce	1-0	0-0
on SEC Network	0-1	0-0
on ESPN2	0-0	0-0
on ESPN3	0-0	0-0
on ESPN+	1-0	1-0
on ESPNU	0-0	0-0
Scoring First	2-0	1-0
Opponents Score First	0-1	0-0
Leading at Halftime	2-0	1-0
Trailing at Halftime	0-1	0-0
Tied at Halftime	0-0	0-0
Leading after Third Quarter	2-0	1-0
Trailing after Third Quarter	0-1	0-0
Tied after Third Quarter	0-0	0-0
Overtime Games	1-0	0-0
Scoring less than 20 points	1-1	0-0
Scoring 20-29 points	0-0	0-0
Scoring 30-39 points	1-0	1-0
Scoring 40-49 points	0-0	0-0
Scoring 50+ points	0-0	0-0
Allowing less than 20 points	1-0	0-0
Allowing 20-29 points	1-0	1-0
Allowing 30-39 points	0-0	0-0
Allowing 40-49 points	0-0	0-0
Allowing 50+ points	0-1	0-0
Totalling 300-399 yards of total offense	2-0	1-0
Totalling 400-499 yards of total offense	0-0	0-0
Totalling 500-599 yards of total offense	0-0	0-0
Totalling 600-plus yards of total offense	0-0	0-0
Rushing for less than 100 yards	0-1	0-0
Rushing for 150-plus yards	0-0	0-0
Passing for less than 300 yards	2-1	1-0
Passing for 300-399 yards	0-0	0-0
Passing for 400-499 yards	0-0	0-0
Passing for 500-plus yards	0-0	0-0
Allowing less than 100 yards rushing	1-0	1-0
Allowing 100-199 yards rushing	1-0	0-0
Allowing 200-plus yards rushing	0-1	0-0
Allowing less than 200 yards passing	0-1	0-0
Allowing 200-299 yards passing	1-0	1-0
Allowing 300-399 yards passing	0-0	0-0
Allowing 400-plus yards passing	0-0	0-0
Allowing less than 300 yards total offense	2-0	1-0
Allowing 300-399 yards of total offense	0-0	0-0
Allowing 400-499 yards of total offense	0-0	0-0
Allowing 500-plus yards of total offense	0-1	0-0
Having no turnovers	0-0	0-0
Forcing no turnovers	1-0	0-0
Leading turnover margin	1-0	1-0
Trailing turnover margin	1-1	0-0
Tied in turnover margin	0-0	0-0
Having < 2 takeaways	1-1	0-0
Having 2 or more takeaways	1-0	1-0
Leading in time of possession	2-1	1-0
When trailing in time of possessions	0-0	0-0

TRANSFER PORTAL OPENS UP FOR ALABAMA STATE FOLLOWING SPRING 2021

Alabama State picked up several players, also losing, from the transfer portal following the spring 2021 season:

Player	School (Previous FCS/FBS)
BJ Crim	Western Kentucky
Breyon Gaddy	Maryland
Austin Gavin	Troy
Geronda Hall	Old Dominion
Joshua Long	Samford
Brandon McDuffie	Incarinate Word
Jacquez Payton	Jacksonville State
KJ Stokes	Purdue

McDuffie (Incarinate Word) originally signed with Incarnate Word out of high school before transferring to junior colleges last season.

ALABAMA STATE HAS SEVERAL RIVER REGION KIDS ON THEIR ROSTER

Alabama State has made a habit recently of recruiting the River Region, and this year have several players from the area on the roster:

Player	School
Colton Adams	Wetumpka
Samuel Blackshear	Lanier
Cosmin Diaconu	Autauga Academy
Jeffrey Flowers	Alabama Christian
Austin Gavin	Saint James
Aubrey Grace	Pike Road
Hunter Hanson	Alabama Christian
Jake Howard	Prattville
Joshua Knight	Park Crossing
Jacory Merritt	Lanier
Trevor Robinson	Park Crossing
Keeundra Salter	Lee
Anthony Scott	Carver
Tevin Sharpe	Autauga Academy
KJ Stokes	Stanhope Elmore
Romello Tarver	Park Crossing

NETTLES NAMED FRESHMAN OF THE YEAR IN THE SWAC

Ryan Nettles was selected as the Southwestern Athletic Conference (SWAC) Freshman of the Year, and six others were chosen all-conference on a vote of the league's head coaches sports information directors announced by the conference office Thursday morning.

Nettles, who was recently named a finalist for the Jerry Rice Award which is presented to the national freshman of the year in college football's Division I subdivision, was named the SWAC Newcomer of the Week four times and the SWAC Offensive Player of the Week once. He also finished the season with 917 yards through the air on 85-for-144 passing and eight touchdowns, with a 59.0 completion percentage and was one of the top five quarterbacks in every statistical category. Nettles is also listed 26th overall in the nation in passing touchdowns and 39th in passing yards, while also finishing

in the top 50 in passing efficiency, passing yards per game, points responsible for, points responsible for per game.

NETTLES NAMED FINALIST FOR THE JERRY RICE AWARD (TOP FRESHMAN)

Ryan Nettles was named as one of 16 finalists for the Jerry Rice Award, which is presented to the national freshman of the year in college football's Division I subdivision, announced by Stats Perform FCS on Monday.

Nettles finished the spring 2021 season completing 85 of his 144 attempts (59.0 percent) for 917 yards and eight touchdowns. He also rushed the ball for 110 yards and one touchdown in five games, with his most notable game coming against Mississippi Valley State where he finished with 361 yards of total offense and four total touchdowns. Nettles was named the SWAC Newcomer of the Week four times this spring and the Offensive Player of the Week one time.

The Rice Award is named for the legendary Hall of Fame wide receiver and is celebrating its 10th anniversary season. Los Angeles Rams wide receiver Cooper Kupp is the most prominent winner of the award, and the most recent recipient in 2019, former North Dakota State quarterback Trey Lance, is projected to be one of the early selections in the NFL Draft on April 29.

Nettles joins a list that includes Bronson Barron (Weber State), Quinton Cage (Nicholls), Isaac Dowling (Mercer), Draylen Ellis (Austin Peay), Ty French (Gardner-Webb), Mark Gronowski (South Dakota State), Billy Lucas (Duquesne), Seth Morgan (VMI), Tony Muskett (Monmouth), Tommy Schuster (North Dakota), Matthew Sluka (Holy Cross), Devon Starling (Tennessee State), Keyon Turner (Valparaiso), Jared Verse (Albany), and Cameron Ward (UIW).

HIGHEST RANKED OPPONENT

#25 Auburn is the highest-ranked team that Alabama State has faced since facing #7 Auburn back in 2018. That same year, the Hornets faced #8 (FCS) Kennesaw State in back-to-back games with the Tigers.

STARTING STREAKS

Senior running back Ezra Gray had his string of 13 consecutive starts snapped against Auburn, while senior defensive lineman Christian Clark extended his streak to 18 straight and Andrew Ogletree extended his to 15 straight games. Irshaad Davis also played and started in his 14th consecutive game for the Hornets.

GRACE BOOMS ONE 67 YARDS

Freshman punter Aubrey Grace boomed a new career long punt of 67 yards late in the third quarter, breaking a mark of 57 yards he set against Southern during the spring season.

SOMETHING TO FORGET

The 62 points allowed by Alabama State is the most allowed since a 62-13 loss to #8 (FCS) Kennesaw State, and the 63 allowed to #7 (FBS) Auburn in back-to-back games back in 2018.



OFFENSE

CHANGE IN HORNETS' STARTING LINEUP AGAINST AUBURN

Alabama State made a change to its starting lineup prior to kick against Auburn on the offensive line. The Hornets went with Travon Taylor (LT), Josh Anjorin (LG), Charlie Maxwell (C), Taurrian Stafford (RG), and Jimmie Jenkins (RT).

NETTLES MISSED MOST OF THREE SEASONS BEFORE GETTING UNDER CENTER LAST SEASON

Alabama State quarterback Ryan Nettles missed the better part of three years of football before getting under center last season. He was injured during his senior year of high school, then sat out his first year at Alabama State to rehab before COVID-19 hit.

He was finally able to get on the field and did not disappoint. He was selected as the Southwestern Athletic Conference (SWAC) Freshman of the Year, and six others were chosen all-conference on a vote of the league's head coaches sports information directors announced by the conference office.

Nettles, who was named a finalist for the Jerry Rice Award which is presented to the national freshman of the year in college football's Division I subdivision, was named the SWAC Newcomer of the Week four times and the SWAC Offensive Player of the Week once. He also finished the season with 917 yards through the air on 85-for-144 passing and eight touchdowns, with a 59.0 completion percentage and was one of the top five quarterbacks in every statistical category. Nettles is also listed 26th overall in the nation in passing touchdowns and 39th in passing yards, while also finishing in the top 50 in passing efficiency, passing yards per game, points responsible for, points responsible for per game.

GRAY ONE OF THE BEST

Ezra Gray was named First Team running back after he led the team, and conference, in rushing this season with 436 yards on 84 carries in five games. He averaged 5.2 yards per carry and scored three touchdowns, and he rushed for a career-high 195 yards against Jackson State and added another 100-yard game against Alabama A&M. The senior finished 15th nationally in all-purpose yards and 35th in the

nation in rushing yards, while he also finished 19th in rushing yards per game on the season.

YOUNGEST OFFENSIVE LINE IN THE CONFERENCE RETURNS

The youngest offensive line in the conference last season returns led by BOXTOROW All-American Travon Taylor, Josh Anjorin, Robert Alston, Charlie Maxwell, and Taurrian Stafford. They are joined by several newcomers this season highlighted by Montgomery-native Keeundra Salter among others.

HIXON RETURNS THIS FALL AND MAKES A SPLASH IN RETURN

Jeremiah Hixon, who changed his hometown from Spanish Fort (Ala.) to his true hometown of Monroeville (Ala.) over the summer, made a splash in the return to fall football on Saturday. He was targeted 11 times and came up eight receptions in a win over Miles in overtime. The redshirt-sophomore finished with 92 yards receiving.

And if that wasn't enough, the hometown of Monroeville should bring back some memories. It is the same hometown as former Hornets and current NFL offensive lineman for the Houston Texans Tytus Howard (highest draft pick in school history).

NETTLES HAS TARGETED 13 DIFFERENT RECEIVERS THIS SEASON

Alabama State quarterback Ryan Nettles has targeted 13 different receivers this season, with 11 making catches. He has connected with Jeremiah Hixon 19 different times and Keron Jones another 10.

QUARTERBACK ROOM IS CROWDED AND LED BY NETTLES

The quarterback room is crowded yet again with redshirt freshman Ryan Nettles returning after a stellar first year under center in which he was named a Jerry Rice finalist (Top Freshman). The SWAC Newcomer of the Year passed 917 yards and eight touchdowns in his first season, and he will be backed up by Myles Crawley and Joe Owens, Jr. this season. Crawley played in a pair of games last season in the wildcat formation and scored on a rushing touchdown.

SWAC PLAYERS OF THE WEEK OFFENSE

Week 1	Aqeel Glass, Alabama A&M
Week 2	Shedeur Sanders, Jackson State
Week 3	Gary Quarles, Alabama A&M
Week 4	Felix Harper, Alcorn State
Week 5	
Week 6	
Week 7	
Week 8	
Week 9	
Week 10	
Week 11	
Week 12	

DEFENSE

Week 1	Aubrey Miller, Jackson State
Week 2	James Houston, Jackson State
Week 3	Markquese Bell, Florida A&M
Week 4	Keyron Kinsler, Alcorn State
Week 5	
Week 6	
Week 7	
Week 8	
Week 9	
Week 10	
Week 11	
Week 12	

SPECIAL TEAMS

Week 1	Garrett Urban, Grambling State
Week 2	Warren Newman, Jackson State
Week 3	Jose Sanchez, UAPB
Week 4	Richard Garcia III, Texas Southern
Week 5	
Week 6	
Week 7	
Week 8	
Week 9	
Week 10	
Week 11	
Week 12	

NEWCOMER

Week 1	Jawon Pass, PVAMU
Week 2	Deonte Williams, Florida A&M
Week 3	Jawon Pass, PVAMU
Week 4	Andrew Body, Texas Southern
Week 5	
Week 6	
Week 7	
Week 8	
Week 9	
Week 10	
Week 11	
Week 12	

HORNETS IN THE SWAC

	RANK	VALUE
Scoring Offense	10	17.3
Scoring Defense	7	33.0
Total Offense	10	291.3
Total Defense	4	334.0
Rushing Offense	9	93.3
Rushing Defense	7	182.0
Passing	9	198.0
Offensive Efficiency	8	112.4
Passing Defense	2	152.0
Defensive Efficiency	4	122.0
Kickoff Returns	11	15.0
Punt Returns	3	15.5
Kickoffs	6	39.0
Point After Attempts	1	1.000
Field Goals	11	.333
Punting	9	29.2
Sacks Against	7	7
Interceptions	10	1.0
Sacks By	11	4
First Downs	10	16.3
Third Down Conversions	3	40.0
Fourth Down Conversions	3	66.7
Opponents First Downs	2	16.3
Opponent Third Down Conversions	3	29.7
Opponent Fourth Down Conversions	9	66.7
Penalties	4	50.0
Opponent Penalties	12	34.3
Time of Possession	3	33:09



SPECIAL TEAMS WATCH

HORNETS HAVE PAIR OF KICKS BLOCKED AGAINST AUBURN IN THE ROAD

Alabama State had a punt blocked in the opening quarter that set up a touchdown in the opening minute of the second quarter, and later had a field goal blocked and returned for a touchdown to extend the lead to 20-0 with just over six minutes remaining. It is the first time in the modern era that Alabama State has had two different kicks blocked, and is the third attempt blocked in a contest involving Alabama State - blocked an extra point attempt against Miles.

GRACE, ONE OF THE BEST IN THE NATION

Freshman **Aubrey Grace** has solidified himself as one of the best in the nation when it comes to punting the football. The freshman was most recently named to the FCS Punter of the Year Watch List. Grace, a First All-SWAC preseason selection and a Spring 2021 BOXTOROW All-American, finished the year with 28 punts for 1,150 total yards. He averaged 41.7 yards per punt and booted a long of 57. He forced three fair catches and had seven land inside the 20, while he finished the year with nine punts of 50 yards or more. The freshman finished second in the conference in punting average and first in punts of 50 yards or more, and he finished 20th in the nation in punting.

He joins a list that includes Andrew Foster (Morehead State), Austin Dunlap (Southeastern Louisiana), Ben Niesner (Valparaiso), Brady Schutt (South Dakota), Chris Faddoul (Florida A&M), D.J. Amson (Northern Arizona), Daniel Whelan (UC Davis), Harry O'Kelly (James Madison), Joe Gurley (North Alabama), Jon Sot (Harvard), JT Bohlken (Illinois State), Kaleb Mosley (Tennessee State), Matthew Campbell (The Citadel), Matt McRobert (Sam Houston), Nathan Fondacaro (Villanova), Noah Gettman (Sacred Heart), Patrick Haughney (Holy Cross), Ryan Richter (Norfolk State), and Zach Haynes (Southeast Missouri).

BREAKING A STREAK

Alabama State connected on their first field goal since the fall of 2019 after Cosmin Diaconu connected on a 37-yarder in the fourth quarter.

BARNES ONE OF THE BEST LONG SNAPPERS IN THE COUNTRY

Senior Luke Barnes is one of the best long snappers in the country, both on the field and in the classroom. The recent graduate of Alabama State has a 4.0 grade point average and has been nominated for the academic award from the National Football Foundation. He has also proven himself on the field by being named All-Conference, and most recently was named an All-America long snapper.

LOCAL TALENTS HANDLE THE KICKING DUTIES FOR THE HORNETS

Three different student-athletes handle kicking duties for Alabama State, and all three are from the River Region. Senior **Hunter Hanson** (Montgomery, Ala.) handles the extra point attempts and field goals, while **Cosmin Diaconu** (Prattville, Ala.) handles field goals and kickoffs. Meanwhile, **Aubrey Grace** (Pike Road, Ala.) handles punting, but can also placekick.

HANSON LOOKS TO ADD TO HIS CAREER POINT TOTAL THIS FALL

Hunter Hanson, the most experienced of the kicking crew, looks to add to his scoring total this fall after 17 points (all PATs) in the spring. Hanson scored a career-best 52 points during his freshman season with 12 field goals and 16 extra points. He followed that up with 41 points his sophomore season on eight field goals and 17 extra points. During his career, Hanson has scored 156 points throughout his career (28 field goals / 72 extra points). He is currently on pace to reach 200 if he continues his normal scoring pace.

TWITTER SENSATION

Luke Barnes is a twitter sensation as he seems to find ways to perfect his snapping. Whether it is snapping through stairs on the field, or over the wall, Barnes has a knack for the unbelievable.

HORNETS CONVERT ONSIDE KICK AGAINST AUBURN

Cosmin Diaconu kicked the first onside kick of the year for Alabama State, recovered by Tevin Sharpe to open up the second had at the Auburn 43-yard line.



DEFENSE

DEFENSE RISES UP

Brandon Gaddy led Alabama State in tackles with six. He also added a sack, a forced fumble, and a fumble recovery. Meanwhile, Irshaad Davis added a fumble recovery and an interception, while also recording five tackles. Jacquez Payton recorded four pass breakups, while Jeffrey Scott had a scoop and score called back for the defense.

HORNETS SHINE IN 2021 DEBUT

Alabama State held Miles to just 205 yards of total offense in a 14-13 overtime win in the Labor Day Classic last weekend. As a unit, they had a shut going against the Golden Bears out until 3:44 remaining in the contest. The Hornets held Miles to just 170 yards rushing and 35 yards passing (3-for-9) in the win.

PAYTON HAS PICK SIX CALLED BACK

Jacquez Payton, a transfer from Jacksonville State, brought the crowd to its feet early in the game when he intercepted a pass and took it back for a touchdown. However, it was called back to an encroachment penalty, but that is the reason he was brought to Alabama State.

ADAMS LEAVES GAME EARLY WITH INJURY

Alabama State redshirt freshman linebacker **Colton Adams** (better known as Bubba) left the game against Miles early after making three tackles. There is no update on Adams for the week, but he is not listed on the depth chart.

SHEDDING THE POUNDS

Alabama State defensive lineman **Christian Clark**, already on the of the best in the conference and in FCS, has dropped weight since last fall and into the spring season. The senior was hovering around the mid-390s last year and before the game against Miles, weighed in at 343. That 50-plus pounds dropped by the senior in less than a year.

SPEAKING OF CLARK

The senior recorded 10 tackles in the win over Miles on Saturday, with nine of those coming as assisted tackles. The total was just one off of his career-high set against Kennesaw State back in 2019.

DAVIS AND CLARK SHARE A COMMON BOND THESE DAY

Sophomore defensive back **Irshaad Davis** and senior defensive lineman **Christian Clark** share a common bond, and not playing on the same field on Saturdays. The two have older players who play in the National Football League (NFL), and have won the last two Super Bowls.

In Super Bowl LIV against the San Francisco 49ers, Frank Clark recorded a sack on Jimmy Garoppolo on a fourth down late in the fourth quarter during the 31-20 win. The next season, Clark and the Chiefs lost to Carlton Davis and the Tampa Bay Buccaneers in Super Bowl LV.

MISSING IN ACTION

Three key defensive players were out of action on Saturday against Miles on Saturday, with all three starting games in the spring. Junior defensive back **Naytron Culpepper**, sophomore linebacker **Devonte Webster**, and junior defensive back **Daniel Troutman** (season-ending injury in spring).

SEEING DOUBLE

Alabama State has a pair of twins on the defensive side of the football in **Devonte Webster** (linebacker) and **Bryce Webster** (defensive back).

SOMETHING ABOUT A GUY NAMED BUBBA IN ALABAMA ON THE FOOTBALL FIELD

Those were the words uttered about **Colton Adams**, better known by one name - Bubba, at SWAC Media Days during the summer. The redshirt freshmen has been injured the better part of his first two years, but has still made an impact. He will do so in his third different number this season. Adams will don the number 1, alongside receiver **Jeremiah Hixon**. Last season, in just two games, Adams finished as the team's fourth-leading tackler in the spring with 18. He recorded a season-high 11 against Southern in the season opener.

ONE OF THE BEST IN THE LEAGUE ON DEFENSE

Alabama State finished the year holding teams to 24.2 points per game, which was good for a top-five finish in the SWAC. They also held teams to 140.8 yards rushing per game.

HORNETS IN NCAA RANKINGS *(top 100)*

IRSHAAD DAVIS	NCAA	SWAC	VALUE
Fumbles Recovered	19	4	1
Interceptions Per Game	59	4	0.3

COSMIN DIACONU	NCAA	SWAC	VALUE
Field Goal Percentage	72	9	0.333
Field Goals per Game	87	10	0.33

RODNEY ECHOLS	NCAA	SWAC	VALUE
Forced Fumbles	33	6	0.33
Sacks	30	3	0.83

BRANDON GADDY	NCAA	SWAC	VALUE
Forced Fumbles	33	6	0.33
Fumbles Recovered	19	4	1

AUBREY GRACE	NCAA	SWAC	VALUE
Punting	71	7	36.9

JEREMIAH HIXON	NCAA	SWAC	VALUE
Receiving Yards	57	8	238
Receiving Yards per Game	35	3	79.3
Receptions per Game	23	5	6.3

KEENAN ISAAC	NCAA	SWAC	VALUE
Forced Fumbles	33	6	0.33

JOSHUA LONG	NCAA	SWAC	VALUE
Forced Fumbles	33	6	0.33

JACORY MERRITT	NCAA	SWAC	VALUE
Rushing TDs	31	3	3
Scoring	86	6	6.0
Total Touchdowns	56	4	3

ROBERT McMINN	NCAA	SWAC	VALUE
Punt Returns	6	2	15.5

RYAN NETTLES	NCAA	SWAC	VALUE
Completion Percentage	27	2	.633
Completions Per Game	23	3	20.67
Passing Efficiency	78	6	114.2
Passing Yards	62	7	587
Passing Yards Per Game	49	7	195.7
Passing Yard per Completion	93	9	9.47
Total Offense	43	6	215.3
Yards per Pass Attempt	77	8	5.99

JACQUEZ PAYTON	NCAA	SWAC	VALUE
Passes Defended	2	1	2.3

JEFFREY SCOTT	NCAA	SWAC	VALUE
Fumbles Recovered	19	4	1

NICHOLAS TERRY	NCAA	SWAC	VALUE
Fumbles Recovered	19	4	1
Tackles for Loss	71	13	1.2

THE HILL-ELEY FILE

Born	July 29, 1969
Hometown	Suffolk, Va.
Wife	Kelley
Children	Ayinde and Jacob

COACHING HISTORY

Year	School	Position
1991	Virginia Union	student assistant
1992-93	Hampton	graduate assistant
1994-95	Baltimore Stallions (CFL)	assistant
1996-97	Toronto Argonauts	volunteer
1997-00	Hampton	offensive coordinator
2001	Morgan State	offensive coordinator
2002-13	Morgan State	head coach
2014	Norfolk State	assistant coach
2015-17	Alabama State	associate head coach
2017	Alabama State	interim head coach
2018-	Alabama State,	head coach

RECORD AGAINST OPPONENTS

Akron	0-2
Alabama A&M	1-1
Alcorn State	0-1
Army	0-1
Auburn	0-2
Bethune-Cookman	6-7
Bowie State	3-1
Bowling Green	0-1
Buffalo	0-1
Delaware State	7-5
Edward Waters	1-0
Florida A&M	3-6
Gardner-Webb	0-2
Grambling State	0-2
Hampton	4-8
Howard	10-2
Jackson State	1-1
Kennesaw State	0-1
Liberty	0-1
Maine	0-1
Maryland	0-1
Miles	1-0
Mississippi Valley State	2-0
Monmouth	1-1
Morris Brown	1-0
Norfolk State	3-9
North Carolina A&T	10-3
North Carolina Central	3-1
North Dakota State	0-1
Prairie View A&M	0-1
Robert Morris	1-1
Rutgers	0-1
Sacred Heart	1-0
San Jose State	0-1
Savannah State	4-0
South Alabama	0-1
South Carolina State	2-9
Texas Southern	3-0
Towson	2-6
Tuskegee	0-1
Western Kentucky	0-1
Winston-Salem State	2-1



HEAD COACH DONALD HILL-ELEY

Donald Hill-Eley is in his seventh season at Alabama State University, and his fifth in the lead role after he was named the Head Football Coach of the program on December 7 following a stint as the Interim Head Coach.

Eley was named to the Interim role on October 6, 2017 after an 0-5 start to the season, and guided the Hornets to five wins in their final six games including a victory in the Magic City Classic over Alabama A&M and a pair of wins on opponents' homecoming weekends. He also guided the Hornets to four road wins to close the season, all in conference play.

Through four seasons as the head coach at Alabama State, Eley has posted a 17-17 record, including a 3-3 record during the COVID-19 pandemic in the spring of 2021. During his time at Alabama State, Eley has seen growth inside the program with several all-conference selections and the first-ever first round pick in the NFL Draft, Tytus Howard - the 23rd overall pick of the Houston Texans.

He came to Alabama State after a one-year stint as wide receivers coach at Norfolk State, and was responsible tight ends and special teams.

After Eley took over the Hornets, the team finished atop the Southwestern Athletic Conference (SWAC) in both scoring defense and total defense. The Hornets allowed 18.0 points per game and allowed opposing teams 303.5 yards per game of total offense. The defense held opponents to just 155.64 yards through the air.

The long-time Mid-Eastern Athletic

Conference (MEAC) coach spent 13 seasons at Morgan State (2001-13). After his first season as offensive coordinator, Eley spent the final 12 as head coach and was named 2002 MEAC Coach of the year. His 59 wins rank third all-time in Bears' history. He spent four seasons at Hampton (1997-2000) as offensive coordinator and pro liaison, helping the Pirates win an HBCU National Championship, two MEAC titles, and the 1999 Heritage Bowl. Eley spent four seasons in professional football in the Canadian Football League, first with the Baltimore Stallions (1994-95) as receivers coach before two seasons with the Toronto Argonauts as a guest coach (1996-97). Hill was on the staff of three straight Grey Cup championship teams (1995-97) during his time in the CFL.

After graduating from Virginia Union, he entered the coaching ranks at his alma mater in 1991 before becoming a graduate assistant at Hampton in 1992, where he received his master's in counseling in 1995. He is presently completing his Ph.D. at Morgan State.


THE ELEY WORKSHEET (HEAD COACH)

Year	School	Overall Record	Conf Record	Finish
2002	Morgan State	7-5	5-3	4th
2003	Morgan State	6-5	4-3	5th
2004	Morgan State	5-6	3-4	6th
2005	Morgan State	2-9	1-7	9th
2006	Morgan State	5-6	4-4	6th
2007	Morgan State	5-6	4-5	6th
2008	Morgan State	6-6	1-3	6th
2009	Morgan State	6-5	4-4	4th
2010	Morgan State	4-7	3-5	5th
2011	Morgan State	5-6	4-4	7th
2012	Morgan State	3-8	2-6	10th
2013	Morgan State	5-7	5-3	3rd
2017	Alabama State	5-1	4-1	2nd
2018	Alabama State	4-7	2-4	4th
2019	Alabama State	5-6	4-3	3rd
2020*	Alabama State	3-3	3-2	2nd
2021	Alabama State	2-1	1-0	-
Totals	16-plus seasons	78-95	55-61	
	Morgan State (12)	59-76	40-51	
	Alabama State (4)	19-18	15-10	

* - Spring 2021 season



ASU STADIUM




SINGLE GAME ATTENDANCE

Rk	Attend	Opponent	Date
1	27,828	Tuskegee	9/7/19
2	27,500	Tuskegee	11/22/12
3	26,222	Tuskegee	9/1/18
4	25,442	Tuskegee	9/2/17
5	20,703	Jacksonville St.	8/31/13
6	18,972	Miles	11/24/16
7	17,560	Jackson State	11/8/14
8	17,309	Grambling State	9/21/19
9	15,887	Kennesaw State	9/14/19
10	15,725	Tennessee St.	9/6/14
11	15,553	Alcorn State	10/5/17
12	15,322	Edward Waters	11/23/17
13	15,252	PVAMU	11/28/19
14	15,201	Miles	11/21/15
15	15,143	Southern	11/9/13
16	14,428	Jackson State	11/10/18
17	14,396	Stillman	11/28/13
18	13,825	MVSU	9/13/14
19	13,156	Stillman	11/22/14
20	12,721	Alcorn State	10/5/19

STADIUM QUICK FACTS

Opened	November 22, 2012
First Game	Tuskegee
Result	L, 25-27
Record	23-19
Surface	Astro-Turf
Capacity	26,500



STADIUM INFORMATION

ASU Stadium on the campus of Alabama State University in Montgomery, Alabama is a 26,500-seat stadium that replaces the Cramton Bowl as the host venue for the Alabama State Hornets football team. The first game in the New ASU Stadium was the 89th Turkey Day Classic on November 22, 2012 in which the Hornets hosted the Tuskegee Golden Tigers. The game was a sell-out and was televised nationally on ESPN.

The stadium's current capacity sits at 26,500 but the project was designed to allow for future expansion that can expand the capacity to 55,000.

The stadium also holds a restaurant and retail space which welcome visitors to the stadium and area 365 days a year.



CAREER STARTS

OFFENSIVE LINE	TOTAL	STREAK
Robert Alston	8	8
Josh Anjorin	4	
Samuel Blackshear	6	
Jimmie Jenkins	2	2
Charlie Maxwell	9	8
Keeundra Salter	1	
Taurrian Stafford	4	2
Travon Taylor	8	8
RUNNING BACKS	TOTAL	STREAK
Ezra Gray	29	1
Jacory Merritt	1	
QUARTERBACKS	TOTAL	STREAK
Ryan Nettles	8	8
WIDE RECEIVERS	TOTAL	STREAK
Wallace Corker	13	4
Jeremiah Hixon	19	8
Keron Jones	3	3
TIGHT ENDS	TOTAL	STREAK
Terrance Ellis	9	8
DEFENSIVE LINE	TOTAL	STREAK
J'Lan Carson	8	
Christian Clark	37	19
Brandon Gaddy	3	
Joshua Long	2	1
Andrew Ogletree	18	16
Cameron Rampersaud	10	
Randall Smith	3	
LINEBACKER	TOTAL	STREAK
Colton Adams	6	
Austin Brundidge	6	
Jaquan Foote	1	
Jake Howard	5	4
Nicholas Terry	23	19
Devonte Webster	1	
Darius Whitehurst	2	2
DEFENSIVE BACK	TOTAL	STREAK
James Burgess	2	
Naytron Culpepper	16	
Irshaad Davis	15	15
Rodney Echols	7	7
Keenan Isaac	19	3
Kimar Martin	5	
Jacquez Payton	3	3
Jeffrey Scott	2	2
Alondras Strong	1	
Daniel Troutman	2	

WEEK FIVE DEPTH CHART

OFFENSE

LT	73	Travon Taylor (6-4, 287, R-Fr.)	62	Dominic Boyd (6-4, 250, Fr.)	
LG	66	Taurrian Stafford (6-5, 366, R-So.)	69	Keeundra Salter (6-3, 278, Fr.)	
C	71	Charlie Maxwell (6-4, 275, R-So.)	55	Samuel Blackshear (6-0, 253, R-Fr.)	
RG	63	Robert Alston (6-3, 312, Fr.)	66	Taurrian Stafford (6-5, 366, R-So.)	
RT	76	Jimmie Jenkins (6-4, 271, R-Fr.)	60	Josh Anjorin (6-3, 294, R-Fr.)	
QB	13	Ryan Nettles (6-4, 198, R-Fr.)	7	Myles Crawley (6-4, 214, Fr.)	12 Joe Owens, Jr. (6-4, 191, Fr.)
RB	20	Ezra Gray (5-9, 171, Sr.)	2	Jacory Merritt (5-11, 184, R-Fr.)	
TE	83	Terrance Ellis (6-4, 231, R-So.)	11	Abdou Diop (6-3, 220, Jr.)	
X	84	Wallace Corker (6-4, 176, R-Jr.)	81	Kisean Johnson (6-2, 204, Fr.)	
H	1	Jeremiah Hixon (5-11, 165, R-So.)	9	Josh Knight (5-10, 181, Jr.)	
Z	6	Keron Jones (5-10, 166, R-Fr.)	82	Tevin Sharpe (5-10, 179, R-So.)	

DEFENSE

DE	98	Joshua Long (6-2, 235, Sr.)	49	Stefon Young-Rolle (6-3, 230, Fr.)
NT	92	Andrew Ogletree (6-4, 285, R-So.)	89	KLJ Stokes (6-3, 280, Jr.)
NG	94	Christian Clark (6-1, 363, Sr.)	99	Brandon Gaddy (6-3, 270, R-Jr.)
JK	16	Nicholas Terry (6-4, 245, Sr.)	52	Austin Brundidge (5-11, 230, R-Jr.)
ST	6	Rodney Echols (5-10, 172, Fr.)	25	Kimar Martin (5-9, 178, R-Sr.)
MLB	58	Darius Whitehurst (6-0, 227, Sr.)	46	Jake Howard (6-1, 214, R-Fr.)
OLB	46	Jake Howard (6-1, 214, R-Fr.)	48	Demarkus Cunningham (6-0, 213, Fr.)
CB	4	Jacquez Payton (6-1, 175, R-Jr.)	27	James Burgess (6-3, 168, Fr.)
FS	0	Irshaad Davis (5-9, 182, So.)	35	Jeffrey Scott (5-10, 190, Jr.)
SS	35	Jeffrey Scott (5-10, 190, Jr.)	5	Naytron Culpepper (5-11, 191, Jr.)
CB	10	Keenan Isaac (6-3, 187, Jr.)	5	Naytron Culpepper (5-11, 191, Jr.)

SPECIAL TEAMS

LS	54	Luke Barnes (6-1, 214, Sr.)	1	Colton Adams (6-2, 230, R-Fr.)
PK	21	Cosmin Diaconu (5-9, 170, So.)	53	Hunter Hanson (5-9, 182, So.)
P	39	Aubrey Grace (6-0, 166, Fr.)	53	Hunter Hanson (5-9, 182, So.)
H	39	Aubrey Grace (6-0, 166, Fr.)		
KO	21	Cosmin Diaconu (5-9, 170, So.)	53	Hunter Hanson (5-9, 182, So.)
KR	20	Ezra Gray (5-9, 171, Sr.)	2	Jacory Merritt (5-11, 184, R-Fr.)
PR	87	Robert McMinn (5-11, 167, Fr.)	8	Bryan West (5-10, 140, R-So.)

PRONUNCIATION GUIDE

Abraham ADESIPE	Ah-duh-sip-E
Josh ANJORIN	Ann-joor-inn
VAMIR Cadet	Vuh-meer
Cosmin DIACONU	Dee-uh-cone-U
ABDOU DIOP	Ab-do Dee-op
BREYON Gaddy	Bree-ahn
AWYSUM Harris	Awesome
RHOODY JEAN-LOUIS	Rudy Jahn-Lew-ess
KEEUNDRA Salter	Key-uhn-druh

NUMERICAL ROSTER

NO	PLAYER	POS	HT	WT	YR	HOMETOWN / HIGH SCHOOL / PREVIOUS SCHOOL
0	Irshaad Davis	DB	5-8	182	So.	Opa Locka, Fla. / Carol City HS
1	Colton Adams	LB	6-0	230	R-Fr.	Wetumpka, Ala. / Wetumpka HS
1	Jeremiah Hixon	WR	5-10	164	R-So.	Spanish Fort, Ala. / Spanish Fort HS
2	Jacory Merritt	RB	5-11	189	R-Fr.	Montgomery, Ala. / Sidney Lanier HS
3	Alondras Strong	DB	5-9	172	R-So.	Hazel Green, Ala. / Hazel Green HS / UAB
4	Dante Norris	RB	5-10	220	So.	Warrensville, Ohio / Warrensville Heights HS
4	Jacquez Payton	DB	6-1	156	R-Jr.	Georgiana, Ala. / Georgiana HS / Jacksonville State
5	Naytron Culpepper	DB	5-11	191	So.	Miami, Fla. / South Florida / Carol City HS
6	Rodney Echols	DB	5-11	170	Fr.	Orlando, Fla. / Jones HS
6	Keron Jones	WR	5-8	160	R-Fr.	Oxon Hill, Md. / Potomac HS
7	Myles Crawley	QB	6-4	200	Fr.	Tucker, Ga. / Tucker HS
8	Bryan West	WR	5-5	137	R-So.	Cleveland Heights, Ohio / Glenville HS
9	Joshua Knight	WR	5-8	181	Jr.	Montgomery, Ala. / Park Crossing HS
10	Keenan Isaac	DB	6-2	182	Jr.	Midfield, Ala. / Midfield HS
11	Abdou Diop	TE	6-3	225	Jr.	Harlem, N.Y. / Cardinal Hays HS / ASA Brooklyn
12	Joe Owens, Jr.	QB	6-3	197	Fr.	Piedmont, S.C. / Wren HS
13	Ryan Nettles	QB	6-4	195	R-Fr.	Evergreen, Ala. / Hillcrest HS
14	Grantis Poole	WR	5-8	170	R-Fr.	Hollywood, Fla. / Chaminade-Madonna HS
16	Nicholas Terry	LB	6-3	241	Sr.	Youngstown, Ohio / Fort Union Military Academy
17	Daniel Troutman	DB	6-0	194	R-Jr.	Atlanta, Ga. / Mays HS
17	Nazareth Bryant	RB	5-10	185	R-Fr.	Chicago, Ill. / Oak Park-River Forest / NIU
18	Brandon McDuffie	WR	6-2	202	So.	San Antonio, Texas / Claudia Taylor Johnson / Cisco
19	Brandon Sanders	WR	6-2	190	R-Fr.	Montgomery, Ala. / Jeff Davis HS / Jackson State
20	Ezra Gray	RB	5-7	174	Sr.	Lynn Haven, Fla. / Mosley HS
21	Cosmin Diaconu	P/K	5-9	177	So.	Prattville, Ala. / Autauga Academy / Troy
22	Robert Rivers	RB	5-9	211	So.	Ocala, Fla. / Trinity Catholic HS / Mississippi State
23	BJ Crim	DB	6-1	191	R-So.	Ocala, Fla. / Vanguard HS / WKU
24	Geronda Hall	DB	5-10	180	Jr.	Atlanta, Ga. / KIPP / Old Dominion
25	Kimar Martin	DB	5-9	175	R-Sr.	Deerfield Beach, Fla. / Deerfield Beach HS
26	Trevor Robinson	WR	6-1	175	Fr.	Montgomery, Ala. / Park Crossing HS
27	James Burgess	DB	6-2	175	Fr.	Center Point, Ala. / Huffman HS
28	Xavius Mitchell	DB	5-6	158	R-So.	Lithonia, Ga. / Arabia Mountain HS
30	Claudio Quintanilla	K	5-11	199	R-So.	Atlanta, Ga. / Tri-Cities HS
32	Anthony Scott	DL	6-3	209	So.	Montgomery, Ala. / GW Carver HS / NE Mississippi CC
33	Nolan Johnson	DB	5-9	179	Fr.	Tyrone, Ga. / Sandy Creek HS
34	Jared Daniels	RB	5-9	184	R-Jr.	Oglethorpe, Ga. / Macon County HS / GA Southern
35	Jeffrey Scott	DB	5-9	192	Jr.	Vicksburg, Miss. / Vicksbug HS
36	Dontrey Manley	RB	5-11	196	R-So.	Union Springs, Ala. / Bullock County HS
37	Jaquan Foote	LB	6-0	230	R-Fr.	Opelika, Ala. / Opelika HS / Austin Peay
38	Dimon Stewart	DB	5-10	176	R-Fr.	Fort Lauderdale, Fla. / Cardinal Gibbons HS
39	Aubrey Grace	P/K	5-10	163	Fr.	Pike Road, Ala. / Pike Road HS
40	Dylan Creech	LB	6-0	225	Fr.	Geneva, Ala. / Geneva HS
41	Devonte Webster	LB	6-1	204	R-So.	Columbus, Ga. / Spencer HS
42	Karsten Threatt	LB	6-0	220	Fr.	Midfield, Ala. / Midfield HS
43	Devin Delaine	DB	5-11	203	Fr.	Hampton, Ga. / Dutchtown HS
44	Rhody Jean-Louis	LB	6-0	243	Fr.	Miami, Fla. / Miami Central HS
45	Cameron Rampsaud	DL	6-2	234	R-Sr.	Kissimmee, Fla. / Liberty HS / ND St Coll of Sciences
46	Jake Howard	LB	6-0	204	R-Fr.	Prattville, Ala. / Prattville HS
47	Bryce Webster	DB	6-1	195	R-So.	Columbus, Ga. / Spencer HS
48	DeMarkus Cunningham	LB	6-2	214	Fr.	Bessemer, Ala. / Bessemer City HS
49	Stefon Young-Rolle	DL	6-0	238	Fr.	Wellington, Fla. / Miami Central HS
50	Awysum Harris	LB	6-4	216	Fr.	Decatur, Ala. / Austin HS
52	Austin Brundidge	OL	5-9	233	R-Jr.	Birmingham, Ala. / Ramsay HS / Presbyterian
53	Hunter Hanson	K	5-8	181	Sr.	Montgomery, Ala. / Alabama Christian Academy
54	Luke Barnes	LS	5-11	214	Sr.	Tempe, Ariz. / Marcos de Niza HS / Mesa CC
55	Samuel Blackshear	OL	6-0	253	R-Fr.	Montgomery, Ala. / Sidney Lanier HS
56	Malik Washington	LB	6-1	215	Fr.	Kennesaw, Ga. / North Cobb HS
57	Tregwan Thomas	LB	6-0	225	Fr.	Orlando, Fla. / Jones HS
58	Darius Whitehurst	LB	6-0	217	Gr.	Norfolk, Va. / Bishop Sullivan HS / Virginia Union
59	Abraham Adesipe	LB	6-3	199	R-Jr.	Houston, Texas / Alief Taylor HS
60	Josh Anjorin	OL	6-2	329	R-Fr.	Douglasville, Ga. / New Manchester HS
62	Dominic Boyd	OL	6-3	276	Fr.	Tucker, Ga. / Tucker HS
63	Robert Alston	OL	6-3	312	R-Fr.	Linden, Ala. / Linden HS
65	Juwan Hayes	OL	6-0	288	R-Fr.	Columbia, S.C. / Heathwood Hall Episcopal HS
66	Taurrian Stafford	OL	6-3	344	R-So.	Miami Beach, Fla. / Miami Central HS

ALPHABETICAL ROSTER

NO	NAME	POS
1	Colton Adams	LB
59	Abraham Adesipe	LB
67	Kyle Akins	OL
63	Robert Alston	OL
60	Josh Anjorin	OL
54	Luke Barnes	LS
55	Samuel Blackshear	OL
62	Dominic Boyd	OL
	Canaan Brant	RB
95	Janil Brown	DL
52	Austin Brundidge	LB
17	Nazareth Bryant	RB
27	James Burgess	DB
86	Vamir Cadet	RB
96	J'Lan Carson	DL
	Devin Chambliss	DL
96	Christian Clark	DL
84	Wallace Corker	WR
7	Myles Crawley	QB
40	Dylan Creech	LB
23	BJ Crim	DB
5	Naytron Culpepper	DB
48	DeMarkus Cunningham	LB
34	Jared Daniels	RB
0	Irshaad Davis	DB
43	Devin Delaine	DB
21	Cosmin Diaconu	P/K
11	Abdou Diop	TE
	Akeem Dixon	RB
6	Rodney Echols	DB
	Kevin Ellis	LB
83	Terrance Ellis	TE
	Jeffrey Flowers	LB
37	Jaquan Foote	LB
99	Brandon Gaddy	DL
72	Breyon Gaddy	OL
	Austin Gavin	DB
	Jamaal Gelsey	LB
39	Aubrey Grace	P/K
20	Ezra Gray	RB
	Ta'Ron Greenwood	DB
24	Geronda Hall	DB
53	Hunter Hanson	K
50	Awysum Harris	LB
65	Juwan Hayes	OL
1	Jeremiah Hixon	WR
46	Jake Howard	LB
10	Keenan Isaac	DB
44	Rhody Jean-Louis	LB
76	Jimmie Jenkins	OL
80	Kambree Johnson	WR
81	Kisean Johnson	WR
33	Nolan Johnson	DB
	DJ Jones	QB
6	Keron Jones	WR
9	Joshua Knight	WR
97	Christian Lee	LB
98	Joshua Long	DL
78	Jalik Malone	DL
36	Dontrey Manley	RB
25	Kimar Martin	DB
71	Charlie Maxwell	OL
88	E'Shawn Mayes	TE
	Christian McDowell	DB
18	Brandon McDuffie	WR

NUMERICAL ROSTER

NO	PLAYER	POS	HT	WT	YR	HOMETOWN / HIGH SCHOOL / PREVIOUS SCHOOL
67	Kyler Akins	OL	6-2	284	Fr.	Locust Grove, Ala. / Locust Grove HS
68	Jaheim Shannon	OL	6-2	305	Fr.	West Palm Beach, Fla. / Cardinal Newman HS
69	Keeundra Salter	OL	6-2	292	Fr.	Montgomery, Ala. / Robert E. Lee HS
71	Charlie Maxwell	OL	6-3	267	R-So.	Florence, Ala. / Florence HS
72	Breyon Gaddy	OL	6-3	348	R-Jr.	Virginia Beach, Va. / Bishop Sullivan HS / Maryland
73	Travon Taylor	OL	6-4	275	R-Fr.	Miami, Fla. / Miami Central HS
76	Jimmie Jenkins	OL	6-3	289	R-Fr.	Cleveland, Ohio / Glenville HS
77	Randall Smith	DL	6-2	266	Sr.	Panama City, Fla. / Rutherford HS
78	Jalik Malone	DL	6-0	339	Fr.	Decatur, Ala. / Austin HS
79	Herbert Parham	OL	5-10	381	R-So.	Edgewood, Md. / Edgewood HS
80	Kambree Johnson	WR	5-9	173	Fr.	Birmingham, Ala. / Parker HS
81	Kisean Johnson	WR	6-1	208	Fr.	Birmingham, Ala. / Ramsay HS
82	Tevin Sharp	WR	5-9	175	R-So.	Selma, Ala. / Autauga Academy / UAB
83	Terrance Ellis II	TE	6-3	237	R-So.	Stockbridge, Ga. / Woodland HS
84	Wallace Corker	WR	6-3	168	R-Jr.	Stockbridge, Ga. / Woodland HS
85	Dre'lin Potts	WR	6-3	194	So.	Hogansville, Ga. / Callaway HS
86	Vamir Cadet	RB	5-9	168	Fr.	Hollywood, Fla. / McArthur HS
87	Robert McMinn	WR	5-11	167	Fr.	Hollywood, Fla. / Miami Central HS
88	E'Shawn Mayes	TE	6-3	236	Fr.	Hephzibah, Ga. / Hephzibah HS
89	KJ Stokes	DL	6-2	278	Jr.	Millbrook, Ala. / Stanhope Elmore HS / Purdue
90	Romello Tarver	DL	6-1	323	So.	Montgomery, Ala. / Park Crossing HS
92	Andrew Ogletree	DL	6-2	273	R-So.	Columbus, Ga. / Carver HS
94	Christian Clark	DL	6-0	343	R-Sr.	Cleveland, Ohio / Glenville HS
95	Janil Brown	DL	6-1	335	Jr.	West Palm Beach, Fla. / Garden City CC
96	J'Lan Carson	DL	5-10	281	R-Sr.	Phenix City, Ala. / Central HS
97	Christian Lee	LB	6-1	232	Fr.	Palm Beach Gardens, Fla. / Dwyer HS
98	Joshua Long	DL	6-1	255	Sr.	Columbus, Ga. / Brookstone HS / Samford
99	Brandon Gaddy	DL	6-3	313	R-Jr.	Virginia Beach, Va. / Maryland
	Canaan Brant	RB	5-9	185	Fr.	Atlanta, Ga. / Grady HS
	Devin Chambliss	DL	6-0	241	R-Fr.	Suffolk, Va. / King's Fork HS
	Akeem Dixon	RB	6-0	235	R-Fr.	Vero Beach, Fla. / Vero Beach HS / Syracuse
	Kevin Ellis	LB	6-2	230	Fr.	Stockbridge, Ga. / Woodlands HS
	Jeffrey Flowers	DB	6-2	213	R-Fr.	Montgomery, Ala. / Alabama Christian Academy
	Austin Gavin	RB	5-8	171	R-Fr.	Montgomery, Ala. / Saint James HS / Troy
	Jamaal Gelsey	LB	6-0	230	Fr.	Jacksonville, Fla. / First Coast HS
	Ta'Ron Greenwood	DB	6-3	167	R-Fr.	Huntsville, Ala. / Mae Jemison HS
	Demosthenes Jones	QB	6-2	195	Jr.	Jackson, Miss. / Florence HS / Hinds CC
	Christian McDowell	DB	5-11	163	R-Fr.	Edgewood, Md. / Edgewood HS
	Dai'sean Stevens	DB	5-11	175	Fr.	Miami, Fla. / IMG Academy
	Gamal Wallace	DL	6-1	215	Fr.	Norman Park, Ga. / Colquitt County HS
	Keyshawn Winder	DB	6-1	185	Fr.	Wellington, Fla. / Palm Beach Central HS
	Nicholas Wright	QB	6-1	232	Fr.	Ocoee, Fla. / Ocoee HS / Mount Union

ALPHABETICAL ROSTER

NO	NAME	POS
87	Robert McMinn	WR
2	Jacory Merritt	RB
28	Xavius Mitchell	DB
13	Ryan Nettles	QB
4	Dante Norris	RB
92	Andrew Ogletree	DL
12	Joe Owens, Jr.	QB
79	Herbert Parham	OL
4	Jacquez Payton	DB
14	Grantis Poole	WR
85	Dre'lin Potts	WR
30	Claudio Quintanilla	K/P
45	Cameron Rampersaud	DL
22	Robert Rivers	RB
26	Trevor Robinson	DB
69	Keeundra Salter	DL
19	Brandon Sanders	WR
32	Anthony Scott	DL
35	Jeffrey Scott	DB
68	Jaheim Shannon	OL
82	Tevin Sharpe	WR
77	Randall Smith	DL
66	Taurrian Stafford	OL
	Dai'sean Stevens	DB
38	Di'mon Stewart	DB
89	KJ Stokes	DL
3	Alondras Stong	DB
90	Romello Tarver	DL
73	Travon Taylor	OL
16	Nicholas Terry	LB
57	Tregwan Thomas	LB
42	Karsten Threatt	LB
17	Daniel Troutman	DB
	Gamal Wallace	DL
56	Malik Washington	LB
47	Bryce Webster	DB
41	Devonte Webster	LB
8	Bryan West	WR
58	Darius Whitehurst	LB
	Keyshawn Winder	DB
	Nicholas Wright	QB
49	Stefon Young-Rolle	DL

SCHEDULE / RESULTS

2021 SCHEDULE / RESULTS				2-1 (1-0 SWAC)
DATE	OPPONENT	W / L	SCORE	ATT
Sept. 4	Miles	W	14-13	12,867
Sept. 11	at Auburn	L	0-62	82,745
Sept. 25	Bethune-Cookman*	W	38-24	9,450
Oct. 2	at Florida A&M*			
Oct. 9	UAPB*			
Oct. 16	at Jackson State*			
Oct. 30	vs. Alabama A&M*			
Nov. 6	at Prairie View A&M*			
Nov. 13	at Mississippi Valley State*			
Nov. 20	Texas Southern*			
Nov. 25	Tuskegee			

TEAM STATISTICS

TEAM STATISTICS	Alabama State	Opponents
SCORING	52	99
Points Per Game	17.3	33.0
FIRST DOWNS	49	49
Rushing	14	24
Passing	33	20
Penalty	2	5
RUSHING YARDAGE	280	546
Yards gained rushing	371	636
Yards lost rushing	91	90
Rushing Attempts	96	103
Average Per Rush	2.9	5.3
Average Per Game	93.3	182.0
TDs Rushing	5	6
PASSING YARDAGE	594	456
Comp-Att-Int	63-101-3	35-72-1
Average Per Pass	5.9	6.3
Average Per Game	198.0	152.0
TDs Passing	2	5
TOTAL OFFENSE	874	1002
Total Plays	197	175
Average Per Play	4.4	5.7
Average Per Game	291.3	334.0
Touchdowns	7	13
RETURNS		
Kickoff: Average	15.0	20.4
Kickoff: Total	3-45	8-163
Punt: Average	15.5	14.7
Punt: Total	4-62	7-103
Interception: Average	1.0	4.3
Interception: Total	1-1	0-1
KICKING		
Punt: Avg. Yards Per Game	37.8	37.1
Punt: Net Average	29.2	32.7
Punt: Total Yards	19-718	14-520
FG: Good-Attempts	1-3	3-3
Onside Kicks	1-1	0-1
PENALTIES		
Avg. Per Game (YDS)	50.0	34.3
Total Yards	19-150	14-103
TIME OF POSSESSION		
Avg. Per Game	33:10	26:50
Total	1:39:39	1:20:31
MISSCELLANEOUS		
3rd Down Conversions	18-45	11-37
3rd Down Conversion Percentage	40.0	29.7
4th Down Conversion	2-3	4-6
4th Down Conversion Percentage	66.7	66.7
Fumbles-Lost	7-4	6-4
Sacks-Yards Lost	9-56	7-30
Misc. Yards	0	80
Red Zone: Attempts-Scores	8-9	10-10
Red Zone: Touchdowns	7-9	7-10

INDIVIDUAL STATISTICS

SCORE BY QUARTERS	1ST	2ND	3RD	4TH	OT	TOTAL
Alabama State	21	14	7	3	7	52
Opponents	13	24	35	21	6	99

RUSHING	G	ATT	GAIN	LOSS	NET	AVG	TD	LG	YPG
Gray, Ezra	2	22	118	19	99	4.5	1	28	49.50
Merritt, Jacory	3	37	96	14	82	2.2	3	14	27.33
Nettles, Ryan	3	18	92	33	59	3.3	1	29	19.67
Norris, Dante	2	4	23	3	20	5.0	0	8	10.00
Daniels, Jared	2	5	17	0	17	3.4	0	11	8.50
Crawley, Myles	3	5	15	3	12	2.4	0	9	4.00
Owens, Joe	1	2	8	4	4	2.0	0	8	4.00
Rivers, Robert	2	2	2	1	1	0.5	0	2	0.50
Team	3	1	0	1	-1	-1.0	0	0	-0.33
Ellis, Terrance	3	0	0	13	-13	-13.0	0	0	-4.33
Total	3	96	371	91	280	2.9	5	29	93.33
Opponents	3	103	636	90	546	5.3	6	94	182.00

PASSING	G	EFF	C-A-I	PCT	YDS	TD	LG	AVG
Nettles, Ryan	3	114.19	62-98-3	63.27 %	587	2	35	195.67
Crawley, Myles	3	52.93	1-3-0	33.33 %	7	0	7	2.33
Total	3	112.37	63-101-3	62.38 %	594	2	35	198.00
Opponents	3	121.95	35-72-1	48.61 %	456	5	49	152.00

RECEIVING	G	NO	YDS	AVG	TD	LG	AVG
Hixon, Jeremiah	3	19	238	12.53	1	31	79.33
Jones, Keron	3	10	93	9.30	0	14	31.00
Corker, Wallace	3	9	87	9.67	1	18	29.00
Johnson, Kisean	2	4	62	15.50	0	35	31.00
Merritt, Jacory	3	3	37	12.33	0	15	12.33
Sharpe, Tevin	3	6	33	5.50	0	11	11.00
Diop, Abdou	3	5	17	3.40	0	8	5.67
Mayes, E'Shawn	1	1	12	12.00	0	12	12.00
Daniels, Jared	2	1	7	7.00	0	7	3.50
Knight, Joshua	3	3	5	1.67	0	11	1.67
Ellis, Terrance	3	2	3	1.50	0	2	1.00
Gray, Ezra	2	0	0	0.0	0	0	0.00
Poole, Grantis	2	0	0	0.0	0	0	0.00
Total	3	63	594	9.43	2	35	198.00
Opponents	3	35	456	13.03	5	49	152.00

INDIVIDUAL STATISTICS

TOTAL OFFENSE						
	G	PLAYS	RUSH	PASS	TOTAL	AVG/G
Nettles, Ryan	3	116	59	587	646	215.3
Gray, Ezra	2	22	99	0	99	49.5
Merritt, Jacory	3	37	82	0	82	27.3
Norris, Dante	3	4	20	0	20	6.7
Crawley, Myles	3	18	12	7	19	6.3
Daniels, Jared	3	5	17	0	17	5.7
Owens, Joe	1	2	4	0	4	4.0
Rivers, Robert	3	2	1	0	1	0.3
Ellis, Terrance	3	0	-13	0	-13	-4.3
Team	3	0	-1	0	-1	-0.3
TOTAL	3	197	280	594	874	291.3
Opponents	3	175	544	455	999	333.0

SCORING									
	TD	FG	PAT	RUSH	RCV	PASS	DXP	SAF	PTS
Merritt, Jacory	3	-	-	-	-	-	-	-	18
Diaconu, Cosmin	-	1	7	-	-	-	-	-	10
Corker, Wallace	1	-	-	-	-	-	-	-	6
Hixon, Jeremiah	1	-	-	-	-	-	-	-	6
Ryan Nettles	1	-	-	-	-	-	-	-	6
Gray, Ezra	1	-	-	-	-	-	-	-	6
TOTAL	7	1	7	-	-	-	-	-	52
Opponents	13	3	11	-	-	-	-	-	98

PUNT RETURNS					
	NO	YDS	AVG	TD	LG
McMinn, Robert	4	62	15.5	0	58
TOTAL	4	62	15.5	0	58
Opponents	6	84	14.0	0	23

KICK RETURNS					
	NO	YDS	AVG	TD	LG
Gray, Ezra	2	34	17.0	0	21
Robinson, Trevor	1	11	11.0	0	11
TOTAL	3	45	15.0	0	21
Opponents	8	163	20.4	0	36

INDIVIDUAL STATISTICS

INTERCEPTIONS					
	NO	YDS	AVG	TD	LG
Davis, Irshaad	1	1	1.0	0	1
TOTAL	1	1	1.0	0	1
Opponents	3	48	16.0	1	35

FUMBLE RETURNS					
	NO	YDS	AVG	TD	LG
TOTAL	0	0	0.00	0	0
Opponents	0	0	0.00	0	0

KICKOFFS					
	NO	YDS	AVG	TB	OB
Diaconu, Cosmin	10	561	56.1	1	0
TOTAL	10	561	56.1	1	0
Opponents	20	881	44.1	10	3

PUNTING									
	NO	YDS	AVG	LG	TB	FC	I20	50+	BLK
Grace, Aubrey	19	718	37.8	67	3	2	5	2	1
TOTAL	19	718	37.8	67	3	2	5	2	1
Opponents	14	520	37.1	47	0	6	4	0	0

FIELD GOALS								
	MD-ATT	PCT	1-19	20-29	30-39	40+	LG	BLK
Cosmin Diaconu	1-3	33.3	-	0-1	1-1	0-1	-	-
TOTAL	1-3	33.3	-	0-1	1-1	0-1	-	-
Opponents	3-3	100.0	-	2-2	1-1	-	-	-

FIELD GOALS SEQUENCE		
	ASU	OPP
Miles	54	-
Auburn	20	(34),(23)
Bethune-Cookman	(30)	(23)
Florida A&M		
UAPB		
Jackson State		
Alabama A&M		
Prairie View A&M		
Mississippi Valley State		
Texas Southern		
Tuskegee		

Numbers in (parentheses) indicate field goal was made

INDIVIDUAL STATISTICS

ALL-PURPOSE YARDS								
	G	RUSH	REC	PR	KR	IR	TOT	AVG/G
Hixon, Jeremiah	3	0	238	0	0	0	238	79.3
Gray, Ezra	2	99	0	0	34	0	133	66.5
Merritt, Jacory	3	82	37	0	0	0	119	39.7
Jones, Keron	3	0	93	0	0	0	93	31.0
Corker, Wallace	0	87	0	0	0	0	87	29.0
McMinn, Robert	3	0	0	62	0	0	62	20.7
Johnson, Kisean	3	0	62	0	0	0	62	20.7
Nettles, Ryan	3	59	0	0	0	0	59	19.7
Sharpe, Tevin	3	0	33	0	0	0	33	11.0
Daniels, Jared	3	17	7	0	0	0	24	8.0
Norris, Dante	3	20	0	0	0	0	20	6.7
Diop, Abdou	3	0	17	0	0	0	17	5.7
Mayes, E'Shawn	2	0	12	0	0	0	12	6.0
Crawley, Myles	3	12	0	0	0	0	12	4.0
Ronbinson, Trevor	2	0	0	0	11	0	11	5.5
Knight, Joshua	3	0	5	0	0	0	5	1.7
Owens, Joe	1	4	0	0	0	0	4	4.0
Rivers, Robert	3	1	0	0	0	0	1	0.3
Davis, Irshaad	3	0	0	0	0	1	1	0.3
Ellis, Terrance	3	-13	3	0	0	0	-10	-3.3
Team	3	-1	0	0	0	0	-1	-0.3
TOTAL	3	280	594	62	45	1	982	327.3
Opponents	3	544	455	84	163	48	1294	431.3

DEFENSIVE STATISTICS

DEFENSIVE STATISTICS														
	GP	UA	AT	TT	TFL-YDS	SACK-YDS	INT-YDS	PBU	PD	QBH	FR	FF	BLK	SAF
Davis, Irshaad	3	8	10	18	0.5-1	0-0	1-1	0	0	1	0	0	0	0
Isaac, Keenan	3	6	7	13	0-0	0-0	0-0	0	0	1	0	1	0	0
Clark, Christian	3	2	10	12	2.5-9	0.5-0	0-0	0	0	0	0	0	1	0
Brundidge, Austin	3	7	3	10	2.0-6	0-0	0-0	0	0	1	0	0	0	0
Howard, Jake	3	3	7	10	1.5-10	1.0-9	0-0	1	0	0	0	0	0	0
Terry, Nicholas	3	6	4	10	3.5-11	1.0-8	0-0	0	0	1	1	0	0	0
Gaddy, Brandon	3	5	4	9	1.5-13	1.0-13	0-0	0	0	1	1	1	0	0
Scott, Jeffrey	3	7	2	9	1.0-9	1.0-9	0-0	1	0	0	1	0	0	0
Whitehurst, Darius	3	4	3	7	0-0	0-0	0-0	1	0	0	0	0	0	0
Adesipe, Abraham	2	2	2	4	0-0	0-0	0-0	0	0	0	0	0	0	0
Echols, Rodney	3	2	2	4	2.5-6	2.5-6	0-0	1	0	0	0	1	0	0
Long, Joshua	3	2	2	4	1.0-5	1.0-5	0-0	0	0	0	0	1	0	0
Scott, Anthony	3	1	3	4	0.5-3	0.5-3	0-0	0	0	1	0	0	0	0
Stokes, KJ	2	2	2	4	0-0	0-0	0-0	0	0	0	0	0	0	0
Strong, Alondraa	3	3	1	4	0-0	0-0	0-0	0	0	0	0	0	0	0
Tarver, Romello	3	1	3	4	0.5-3	0.5-3	0-0	0	0	0	0	0	0	0
Threatt, Karsten	2	3	1	4	0-0	0-0	0-0	0	0	1	0	0	0	0
Young-Rolle, Stefon	2	4	0	4	1.0-3	0-0	0-0	0	0	0	0	0	0	0
Adams, Colton	1	0	3	3	0.5-1	0-0	0-0	0	0	0	0	0	0	0
Burgess, James	3	3	0	3	0-0	0-0	0-0	0	0	0	0	0	0	0
Carson, J'Lan	1	2	1	3	0-0	0-0	0-0	0	0	0	0	0	0	0
Culpepper, Naytron	1	2	1	3	0-0	0-0	0-0	0	0	0	0	0	0	0
Jean-Louis, Rhoady	1	2	1	3	1.0-1	0-0	0-0	0	0	1	0	0	0	0
Martin, Kimar	2	3	0	3	0-0	0-0	0-0	1	0	0	0	0	0	0
Ogletree, Andrew	3	1	2	3	0-0	0-0	0-0	0	0	0	0	0	0	0
Payton, Jacquez	3	2	1	3	0-0	0-0	0-0	7	0	0	0	0	0	0
Webster, Devonte	2	1	2	3	0-0	0-0	0-0	1	0	0	0	0	0	0
Brown, Janil	2	0	2	2	0.5-1	0-0	0-0	0	0	0	0	0	0	0
Crim, BJ	1	0	2	2	0-0	0-0	0-0	0	0	0	0	0	0	0
Cunningham, DeMarkus	1	1	1	2	0-0	0-0	0-0	0	0	0	0	0	0	0
Mitchell, Xavius	3	2	0	2	0-0	0-0	0-0	1	0	0	0	0	0	0
Rampersaud, Cameron	1	0	2	2	0-0	0-0	0-0	0	0	0	0	0	0	0
Rivers, Robert	2	1	1	2	0-0	0-0	0-0	0	0	0	0	0	0	0
Barnes, Luke	3	1	0	1	0-0	0-0	0-0	0	0	0	0	0	0	0
Johnson, Nolan	1	1	0	1	0-0	0-0	0-0	0	0	0	0	0	0	0
Manley, Dontrey	1	0	1	1	0-0	0-0	0-0	0	0	0	0	0	0	0
McMinn, Robert	3	1	0	1	0-0	0-0	0-0	0	0	0	0	0	0	0
Sharpe, Tevin	3	1	0	1	0-0	0-0	0-0	0	0	0	0	0	0	0
Webster, Bryce	1	0	1	1	0-0	0-0	0-0	0	0	0	0	0	0	0
West, Bryan	2	0	1	1	0-0	0-0	0-0	0	0	0	0	0	0	0
Corker, Wallace	3	0	0	0	0-0	0-0	0-0	0	0	0	0	0	0	0
Diancou, Cosmin	3	0	0	0	0-0	0-0	0-0	0	0	0	0	0	0	0
Gray, Ezra	2	0	0	0	0-0	0-0	0-0	0	0	0	0	0	0	0
Hixon, Jeremiah	3	0	0	0	0-0	0-0	0-0	0	0	0	0	0	0	0
Merritt, Jacory	3	0	0	0	0-0	0-0	0-0	0	0	0	0	0	0	0
Nettles, Ryan	3	0	0	0	0-0	0-0	0-0	0	0	0	0	0	0	0
Total	3	92	88	180	20.0-82	9.0-56	1-1	14	0	7	4	4	1	0
Opponents	3	113	80	193	25.0-69	7.0-30	3-48	8	0	6	3	3	2	0

TURNOVER CHART

Opponent	Forced by Alabama State					Forced by Opponent			
	FUM	INT	TOT	PTS OFF	Margin	FUM	INT	TOT	PTS OFF
Miles	0	0	0	0	-2	2	0	2	0
Auburn	1	0	1	0	-1	1	1	2	7
Bethune-Cookman	3	1	4	7	1	1	2	3	0
Florida AGM									
UAPB									
Jackson State									
Alabama AGM									
PVAMU									
Mississippi Valley State									
Texas Southern									
Tuskegee									

REDZONE CHART

Opponent	Alabama State						Opponents				
	No.	TD	R/P	TD%	FG%	Score%	No.	TD	FG	Score%	TD%
Miles	2	2	2/0	100.0	0.0	100.0	2	2	0	100.0	100.0
Auburn	0	0	0/0	0.0	0.0	0.0	4	2	2	100.0	50.0
Bethune-Cookman	6	5	3/2	83.3	100.0	100.0	4	3	1	100.0	75.0
Florida AGM											
UAPB											
Jackson State											
Alabama AGM											
PVAMU											
Mississippi Valley State											
Texas Southern											
Tuskegee											

GAME-BY-GAME STATISTICS

GAME-BY-GAME STATISTICS

GAME	FINAL SCORE	QUARTERS					FIRST DOWNS		RUSHING	PASSING			TOT OFF	PUNTS	PENALTIES		FIELD	TOP
		1	2	3	4	OT	R-P-PE	TOT	NO-YDS-TD	C-A-I	YDS	TD	ATT-YDS	NO-AVG	F-FL	NO-YDS	GOALS	
Miles	13	0	0	0	7	6	8-3-1	12	44-170-1	3-9-0	35	1	53-205	8-33.8	0-0	1-6	0-0	29:35
Alabama State	14	7	0	0	0	6	7-10-0	17	32-123-2	20-30-0	197	0	62-320	5-35.8	3-2	5-35	0-1	30:25
Alabama State	0	0	0	0	0	0	3-7-1	11	29-46-0	19-20-1	130	0	58-176	10-37.4	3-1	8-57	0-1	32:51
Auburn	62	6	14	35	7	0	13-6-2	21	39-364-3	11-19-0	174	3	58-538	1-47.0	3-1	10-67	2-2	27:09
Bethune-Cookman	24	7	10	0	7	0	3-11-2	16	20-12-2	21-44-1	247	1	64-259	5-40.6	3-3	3-30	1-1	23:47
Alabama State	38	14	14	7	3	38	4-16-1	20	35-111-3	24-42-2	267	2	77-378	4-41.2	1-1	6-58	1-1	36:13
Alabama State																		
Florida AGM																		
UAPB																		
Alabama State																		
Alabama State																		
Jackson State																		
Alabama AGM																		
Alabama State																		
Prairie View AGM																		
Alabama State																		
Mississippi Valley State																		
Alabama State																		
Texas Southern																		
Alabama State																		
Tuskegee																		
Alabama State																		

GAME-BY-GAME OFFENSIVE STARTERS

	WR	RT	RG	C	LG	LT	WR	WR	TE	QB	RB
Miles	Hixon	Anjorin	Alston	Maxwell	Salter	Taylor	Corker	Jones	Ellis	Nettles	Gray
Auburn	Hixon	Jenkins	Alston	Maxwell	Stafford	Taylor	Corker	Jones	Ellis	Nettles	Merritt
Bethune-Cookman	Hixon	Jenkins	Alston	Maxwell	Stafford	Taylor	Corker	Jones	Ellis	Nettles	Gray
Florida AGM											
UAPB											
Jackson State											
Alabama AGM											
Prairie View AGM											
Mississippi Valley State											
Texas Southern											
Tuskegee											

GAME-BY-GAME DEFENSIVE STARTERS

	DE	NG	NT	JK	STAR	MLB	MONEY	CB	SS	FS	CB
Miles	Long	Clark	Ogletree	Terry	Echols	Adams	Howard	Payton	Davis	Strong	Isaac
Auburn	Gaddy	Clark	Ogletree	Terry	Echols	Howard	Whitehurst	Payton	Davis	Scott	Isaac
Bethune-Cookman	Long	Clark	Ogletree	Terry	Echols	Howard	Whitehurst	Payton	Davis	Scott	Isaac
Florida AGM											
UAPB											
Jackson State											
Alabama AGM											
Prairie View AGM											
Mississippi Valley State											
Texas Southern											
Tuskegee											

INDIVIDUAL GAME-BY-GAME STATISTICS

GAME-BY-GAME PASSING																			
NETTLES	COMP	ATT	INT	PCT	YDS	TD	LG	SACKS		CRAWLEY	COMP	ATT	INT	PCT	YDS	TD	LG	SACKS	
Miles	20	30	0	66.7	197	0	27	2		Miles	0	0	0	0.0	0	0	0	0	
Auburn	19	27	1	70.3	130	0	22	2		Auburn	0	2	0	0.0	0	0	0	0	
Bethune-Cookman	23	41	2	54.8	260	2	35	3		Bethune-Cookman	0	0	0	0.0	0	0	0	0	
Florida AGM										Florida AGM									
UAPB										UAPB									
Jackson State										Jackson State									
Alabama AGM										Alabama AGM									
Prairie View AGM										Prairie View AGM									
Texas Southern										Texas Southern									
Tuskegee										Tuskegee									

OWENS	COMP	ATT	INT	PCT	YDS	TD	LG	SACKS	
Miles				- did not play -					
Auburn	0	0	0	0.0	0	0	0	0	
Bethune-Cookman				- did not play -					
Florida AGM									
UAPB									
Jackson State									
Alabama AGM									
Prairie View AGM									
Texas Southern									
Tuskegee									

GAME-BY-GAME RUSHING (No.-Yards-TD)											
Rushing	NO-YDS-TD	MILES	AUBURN	B-CU	FAMU	UAPB	JSU	AAMU	PVAMU	TSU	SKEGEE
Gray	22-99-1	10-67-0	INJ	12-32-1							
Merritt	37-82-3	12-22-1	10-17-0	15-43-2							
Nettles	18-59-0	9-42-0	5-(-1)-0	4-18-0							
Norris	4-20-0	--	1-1-0	3-19-0							
Crawley	5-12-0	1-5-0	4-7-0	--							
Owens, Jr.	2-4-0	--	2-4-0	--							
Rivers	2-1-0	--	2-1-0	--							
Ellis	1-(-13)-0	1-(-13)	--	--							

GAME-BY-GAME RECEIVING (No.-Yards-TD)											
Receiving	NO-YDS-TD	MILES	AUBURN	B-CU	FAMU	UAPB	JSU	AAMU	PVAMU	TSU	SKEGEE
Hixon	19-236-1	8-92-0	4-46-0	7-100-1							
Jones	10-93-0	4-40-0	3-16-0	3-37-0							
Corker	9-87-1	2-21-0	3-18-0	4-48-1							
Sharpe	6-33-0	1-5-0	2-7-0	3-21-0							
Diop	5-17-0	2-12-0	1-(-1)-0	2-6-0							
Ki. Johnson	4-62-0	--	2-8-0	2-54-0							
Merritt	3-37-0	1-15-0	1-15-0	1-7-0							
Knight	3-5-0	1-11-0	--	2-(-6)-0							
Ellis	2-3-0	1-1-0	1-2-0	--							
Mayes	1-12-0	--	1-12-0	--							
Daniels	1-7-0	--	1-7-0	--							

INDIVIDUAL GAME-BY-GAME STATISTICS

GAME-BY-GAME TACKLES (UT-A-TT)					FAMU	UAPB	JSU	AAMU	PVAMU	MVSU	TSU	SKEGEE
Tackles	UT-A-TT	MILES	AUBURN	B-CU								
Davis	8-10-18	4-4-8	4-1-5	0-5-5								
Issac	6-7-13	1-4-5	4-3-7	1-0-1								
Clark	2-10-12	1-9-10	0-1-1	1-0-1								
Brundidge	7-3-10	3-3-6	--	4-0-4								
Terry	6-4-10	3-1-4	0-2-2	3-1-4								
Howard	3-7-10	1-5-6	1-2-3	1-0-1								
Scott, J.	7-2-9	--	3-2-5	4-0-4								
Gaddy	5-4-9	0-1-1	1-1-2	4-2-6								
Whitehurst	3-3-6	0-2-2	3-1-4	1-0-1								
Young-Rolle	4-0-4	1-0-1	3-0-3	--								
Strong	3-1-4	3-1-4	--	--								
Stokes	2-2-4	2-2-4	--	--								
Echols	2-2-4	1-2-3	--	1-0-1								
Adesipe	2-2-4	--	1-2-3	1-0-1								
Long	2-2-4	0-1-1	1-0-1	1-1-2								
Scott, A.	1-3-4	0-2-2	0-1-1	1-0-1								
Tarver	1-3-4	0-3-3	--	1-0-1								
Martin	3-0-3	--	--	3-0-3								
Culpepper	2-1-3	--	--	2-1-3								
Jean-Louis	2-1-3	--	2-1-3	--								
Threatt	2-1-3	--	2-1-3	--								
Carson	2-1-3	--	2-1-3	--								
Ogletree	1-2-3	1-2-3	--	--								
Webster, D.	1-2-3	--	--	1-2-3								
Adams	0-3-3	0-3-3	--	--								
Mitchell	2-0-2	--	1-0-1	1-0-1								
Burgess	2-0-2	1-0-1	--	1-0-1								
Rivers	1-1-2	--	--	1-1-2								
Cunningham	1-1-2	--	--	1-1-2								
Payton	1-1-2	--	--	1-1-2								
Rampersaud	0-2-2	--	--	0-2-2								
Brown	0-2-2	--	0-1-1	0-1-1								
Crim	0-2-2	--	0-2-2	--								
Payton	1-0-1	--	1-0-1	--								
Johnson	1-0-1	--	1-0-1	--								
Burgess	1-0-1	--	1-0-1	--								
Barnes	1-0-1	--	--	1-0-1								
Threatt	1-0-1	--	--	1-0-1								
Sharpe	1-0-1	--	--	1-0-1								
McMinn	1-0-1	--	--	1-0-1								
Manley	0-1-1	0-1-1	--	--								
Webster, B.	0-1-1	0-1-1	--	--								
West	0-1-1	0-1-1	--	--								

INDIVIDUAL GAME-BY-GAME STATISTICS

GAME-BY-GAME TACKLES FOR LOSS (TFL-YDS)												
Tackles	TFL-YDS	MILES	AUBURN	B-CU	FAMU	UAPB	JSU	AAMU	PVAMU	MVSU	TSU	SKEGEE
Terry	3.5-11	3.5-11	--	--								
Scott, J.	2.0-18	--	--	1.0-9								
Brundidge	2.0-6	2.0-6	--	--								
Clark	1.5-8	1.5-8	--	--								
Echols	2.5-6	1.5-1	--	1.0-5								
Gaddy	1.5-13	--	0.5-0	1.0-13								
Howard	1.5-10	0.5-1	--	1.0-9								
Long	1.0-5	--	1.0-5	--								
Young-Rolle	1.0-3	--	1.0-3	--								
Jean-Louis	1.0-1	--	1.0-1	--								
Tarver	0.5-3	0.5-3	--	--								
Scott	0.5-3	0.5-3	--	--								
Davis	0.5-1	0.5-1	--	--								
Adams	0.5-1	0.5-1	--	--								
Brown	0.5-1	--	0.5-1	--								

GAME-BY-GAME SACKS (SKS-YDS)												
Tackles	SKS-YDS	MILES	AUBURN	B-CU	FAMU	UAPB	JSU	AAMU	PVAMU	MVSU	TSU	SKEGEE
Echols	2.5-6	1.5-1	--	1.0-5								
Gaddy	1.0-13	--	--	1.0-13								
Scott, J.	1.0-9	--	--	1.0-9								
Howard	1.0-9	--	--	1.0-9								
Terry	1.0-8	1.0-8	--	--								
Long	1.0-5	--	1.0-5	--								
Clark	0.5-0	0.5-0	--	--								
Tarver	0.5-3	0.5-3	--	--								
Scott	0.5-3	0.5-3	--	--								

INDIVIDUAL GAME-BY-GAME STATISTICS

GAME-BY-GAME PUNTING

GRACE	NO	YDS	AVG	LG	I20	TB	50+	60+	DIACONU	NO	YDS	AVG	LG	I20	TB	50+	60+
Miles	5	179	35.8	58	3	2	1	0	Miles				- did not play -				
Auburn	9	374	41.6	67	2	0	0	1	Auburn				- did not play -				
Bethune-Cookman	4	165	41.2	44	0	1	0	0	Bethune-Cookman				- did not play -				
Florida AGM									Florida AGM								
UAPB									UAPB								
Jackson State									Jackson State								
Alabama AGM									Alabama AGM								
PVAMU									PVAMU								
MVSU									MVSU								
Texas Southern									Texas Southern								
Tuskegee									Tuskegee								

GAME-BY-GAME KICKING

DIACONU	PAT	ATT	PCT	FG	FGA	PCT	LG	PTS	HANSON	PAT	ATT	PCT	FG	FGA	PCT	LG	PTS
Miles	2	2	100.0	0	1	0.0	0	2	Miles				- did not play -				
Auburn	-	-	-	-	-	-	-	-	Auburn				- did not play -				
Bethune-Cookman	5	5	100.0	1	1	100.0	30	8	Bethune-Cookman				- did not play -				
Florida AGM									Florida AGM								
UAPB									UAPB								
Jackson State									Jackson State								
Alabama AGM									Alabama AGM								
PVAMU									PVAMU								
MVSU									MVSU								
Texas Southern									Texas Southern								
Tuskegee									Tuskegee								

ALABAMA STATE SCORING DRIVES

Opponent	No. of Plays	Total Yards	Drive Time	Type of Score	Score QTR/Time	Scoring Play
Miles	10	70	5:20	Rush	1/9:39	Nettles 1-yd run
Miles	5	25	0:00	Rush	0T	Merritt 1-yd run
Bethune-Cookman	12	65	4:48	Pass	1/10:12	Corker 12-yd rec
Bethune-Cookman	6	82	1:22	Pass	1/3:35	Hixon 20-yd rec
Bethune-Cookman	4	26	1:11	Rush	2/14:57	Merritt 1-yd run
Bethune-Cookman	9	65	3:53	Rush	2/4:50	Merritt 1-yd run
Bethune-Cookman	13	65	6:29	Rush	3/6:31	Gray 2-yd run
Bethune-Cookman	6	17	3:17	Field Goal	4/9:27	Diaconu 30-yd FG

OPPONENT SCORING DRIVES

Team	No. of Plays	Total Yards	Drive Time	Type of Score	Score QTR/Time	Scoring Play
Miles	8	88	3:46	Pass	4/3:44	16-yd pass
Miles	3	25	0:00	Rush	0T	5-yd run
Auburn	10	63	3:46	Field Goal	1/10:18	34-yd FG
Auburn	7	19	3:38	Field Foal	1/2:39	23-yd FG
Auburn	11	68	3:57	Pass	2/11:31	6-yd pass
Auburn	-	-	-	Return	2/6:14	80-yd blk return
Auburn	4	90	2:09	Pass	3/12:01	28-yd pass
Auburn	1	51	0:17	Rush	3/9:07	36-yd rush
Auburn	-	-	-	Return	3/6:25	35-yd int return
Auburn	2	74	0:40	Pass	3/2:59	49-yd pass
Auburn	1	94	0:14	Rush	3/0:33	94-yd rush
Auburn	13	63	7:42	Rush	4/5:44	4-yd rush
Bethune-Cookman	3	14	1:22	Rush	1/6:22	4-yd rush
Bethune-Cookman	12	69	3:45	Field Goal	2/11:06	23-yd FG
Bethune-Cookman	3	42	1:14	Rush	2/8:43	3-yd rush
Bethune-Cookman	5	57	1:07	Pass	4/8:11	13-yd pass

DRIVE SUPERLATIVES

	ALABAMA STATE (Game)	OPPONENTS (Game)
Most Plays/Result	10/TD (Miles)	10/Downs (Miles)
Most Yards/Result	70/TD (Miles)	88/TD (Miles)
Most Time/Result	6:37/Punt (Miles)	5:31/Downs (Miles)
Shortest Touchdown Drive (Yards)	25 (Miles)	25 (Miles)
Shortest Touchdown Drive (Time)	-	-
Quickest Touchdown to Start Game	9:39 (Miles)	56:16 (Miles)
Quickest Touchdown to Start Half	9:39 (Miles)	-

MISCELLANEOUS STATISTICS

OPENING DRIVE - OFFENSE

	1st	2nd
Opponent	Half	Half
Miles	Touchdown	Punt
Auburn	Punt	Punt
Bethune-Cookman	Touchdown	Touchdown
Florida A&M		
UAPB		
Jackson State		
Alabama A&M		
PVAMU		
MVSU		
Texas Southern		
Tuskegee		

GIVEAWAYS/TAKEWAYS

	GIVEAWAY			TAKEAWAY				
Opponent	FUM	INT	TOT	FUM	INT	TOT	DIF	
Miles	2	0	2	0	0	0	-2	
Auburn	1	1	2	1	0	1	-1	
Bethune-Cookman	1	2	3	3	1	4	+1	
Florida A&M								
UAPB								
Jackson State								
Alabama A&M								
PVAMU								
MVSU								
Texas Southern								
Tuskegee								

SCORING DRIVE ANALYSIS

	ALABAMA STATE		OPPONENTS	
YARDAGE	TD	FG	TD	FG
No Drive	-	-	2	-
Negative Yards	-	-	-	-
0-9	-	-	-	-
10-19	-	1	1	1
20-29	2	-	1	-
30-39	-	-	-	-
40-49	-	-	1	-
50-59	-	-	2	-
60-69	3	-	2	2
70-79	1	-	1	-
80-89	1	-	1	-
90-99	-	-	2	-
Totals	7	1	13	3

OPENING DRIVE - DEFENSE

	1st	2nd
Opponent	Half	Half
Miles	Punt	Punt
Auburn	Field Goal	Touchdown
Bethune-Cookman	Punt	Punt
Florida A&M		
UAPB		
Jackson State		
Alabama A&M		
PVAMU		
MVSU		
Texas Southern		
Tuskegee		

THREE-AND-OUTS

	ALABAMA STATE	OPPONENTS
Opponent	3-& Outs/Drives	3-& Outs/Drives
Miles	0/12	6/11
Auburn	8/14	1/11
Bethune-Cookman	4/13	3/14
Florida A&M		
UAPB		
Jackson State		
Alabama A&M		
PVAMU		
MVSU		
Texas Southern		
Tuskegee		

GAME-OPENING DRIVES

	ALABAMA STATE			OPPONENTS		
Opponent	PTS	PLAYS	YDS	PTS	PLAYS	YDS
Miles	7	10	70	0	3	2
Auburn	0	3	8	3	10	63
Bethune-Cookman	7	12	65	0	6	20
Florida A&M						
UAPB						
Jackson State						
Alabama A&M						
PVAMU						
MVSU						
Texas Southern						
Tuskegee						

HORNETS ON COIN FLIPS

	Coin		
Opponent	Flip	Decision	Result
Miles	L	Receive	W, 14-13
Auburn	L	Receive	L, 0-62
Bethune-Cookman	L	Receive	W, 38-24
Florida A&M			
UAPB			
Jackson State			
Alabama A&M			
PVAMU			
MVSU			
Texas Southern			
Tuskegee			

SPECIAL TEAM TACKLES

(All tackles on Special Teams coverage)

Player	Total	KO	Punt
Nolan Johnson	2	-	2
Austin Brundidge	1	1	-
Alondras Strong	1	1	-
Robert Rivers	2	2	-
Abraham Adesipe	1	1	-
Devonte Webster	1	1	-
Luke Barnes	1	-	1
Karsten Threatt	1	1	-
Cosmin Diaconu	1	1	-
Kimar Martin	1	-	1
Robert McMinn	1	1	-
Brandon Gaddy	1	-	1

SECOND HALF OPENING DRIVES

	ALABAMA STATE			OPPONENTS		
Opponent	PTS	PLAYS	YDS	PTS	PLAYS	YDS
Miles	0	5	29	0	6	27
Auburn	0	3	4	7	4	90
Bethune-Cookman	7	13	65	0	3	2
Florida A&M						
UAPB						
Jackson State						
Alabama A&M						
PVAMU						
MVSU						
Texas Southern						
Tuskegee						

CAPTAINS CHART

OPPONENT	CAPTAIN	CAPTAIN	CAPTAIN	CAPTAIN	CAPTAIN
Miles	Luke Barnes	Irshaad Davis	Jeremiah Hixon	Christian Clark	Ezra Gray
Auburn	Luke Barnes	Irshaad Davis	Jeremiah Hixon	Christian Clark	Ezra Gray
Bethune-Cookman	Luke Barnes	Irshaad Davis	Jeremiah Hixon	Christian Clark	Ezra Gray

SUPERLATIVES

ALABAMA STATE GAME HIGHS

Rushes	35	Bethune-Cookman (09/25/2021)
Yards Rushing	123	Miles (09/04/2021)
Yards per Rush	3.8	Miles (09/04/2021)
TD Rushes	3	Bethune-Cookman (09/25/2021)
Pass Attempts	42	Bethune-Cookman (09/25/2021)
Pass Completions	24	Bethune-Cookman (09/25/2021)
Yards Passing	267	Bethune-Cookman (09/25/2021)
Yards Per Pass	6.6	Miles (09/04/2021)
TD Passes	2	Bethune-Cookman (09/25/2021)
Total Plays	77	Bethune-Cookman (09/25/2021)
Total Offense	378	Bethune-Cookman (09/25/2021)
Yards per Play	5.2	Miles (09/04/2021)
Points	38	Bethune-Cookman (09/25/2021)
Sacks By	4	Bethune-Cookman (09/25/2021)
Miles (09/04/2021)		
First Downs	21	Bethune-Cookman (09/25/2021)
Penalties	8	at Auburn (09/11/2021)
Penalty Yards	58	Bethune-Cookman (09/25/2021)
Turnovers	2	Bethune-Cookman (09/25/2021)
at Auburn (9/11/2021)		
Miles (09/04/2021)		
Punts	10	at Auburn (09/11/2021)
Punting Average	41.3	Bethune-Cookman (09/25/2021)
Long Punt	67	at Auburn (09/11/2021)
Punts Inside 20	3	Miles (09/04/2021)
Long Punt Return	58	Bethune-Cookman (09/25/2021)

OPPONENT GAME HIGHS

Rushes	44	Miles (09/04/2021)
Yards Rushing	364	at Auburn (09/11/2021)
Yards per Rush	9.3	at Auburn (09/11/2021)
TD Rushes	3	at Auburn (09/11/2021)
Pass Attempts	44	Bethune-Cookman (09/25/2021)
Pass Completions	21	Bethune-Cookman (09/25/2021)
Yards Passing	247	Bethune-Cookman (09/25/2021)
Yards per Pass	9.1	at Auburn (09/11/2021)
TD Passes	3	at Auburn (09/11/2021)
Total Passes	64	Bethune-Cookman (09/25/2021)
Total Offense	537	at Auburn (09/11/2021)
Yards per Play	9.3	at Auburn (09/11/2021)
Points	62	at Auburn (09/11/2021)
Sacks By	3	Bethune-Cookman (09/25/2021)
First Downs	21	at Auburn (09/11/2021)
Penalties	10	at Auburn (09/11/2021)
Penalty Yards	67	at Auburn (09/11/2021)
Turnovers	4	Bethune-Cookman (09/25/2021)
Punts	8	Miles (09/04/2021)
Punting Average	47.0	at Auburn (09/11/2021)
Long Punt	47	at Auburn (09/04/2021)
Punts Inside 20	2	Miles (09/04/2021)
Long Punt Return	23	Bethune-Cookman (09/25/2021)
at Auburn (09/11/2021)		

ALABAMA STATE INDIVIDUAL GAME HIGHS

Rushes	15	Jacory Merritt vs Bethune-Cookman (09/25/2021)
Yards Rushing	67	Ezra Gray vs Miles (09/04/2021)
TD Rushes	2	Jacory Merritt vs Bethune-Cookman (09/25/2021)
Long Rush	29	Ryan Nettles vs Bethune-Cookman (09/25/2021)
Pass Attempts	41	Ryan Nettles vs Bethune-Cookman (09/25/2021)
Pass Completions	23	Ryan Nettles vs Bethune-Cookman (09/25/2021)
Yards Passing	260	Ryan Nettles vs Bethune-Cookman (09/25/2021)
TD Passes	2	Ryan Nettles vs Bethune-Cookman (09/25/2021)
Long Pass	35	Ryan Nettles vs Bethune-Cookman (09/25/2021)
Receptions	8	Jeremiah Hixon vs Miles (09/04/2021)
Yards Receiving	100	Jeremiah Hixon vs Bethune-Cookman (09/25/2021)
TD Receptions	1	Jeremiah Hixon vs Bethune-Cookman (09/25/2021)
Wallace Corker vs Bethune-Cookman (09/25/2021)		
Long Reception	35	Kisean Johnson vs Bethune-Cookman (09/25/2021)
Punts	10	Aubrey Grace at Auburn (09/11/2021)
Punting Average	41.3	Aubrey Grace vs Bethune-Cookman (09/25/2021)
Long Punt	67	Aubrey Grace at Auburn (09/11/2021)
Punts Inside 20	3	Aubrey Grace vs Miles (09/04/2021)
Long Punt Return	58	Robert McMinn vs Bethune-Cookman (09/25/2021)
Long Kickoff Return	21	Ezra Gray vs Bethune-Cookman (09/25/2021)
Tackles	10	Christian Clark vs Miles (09/04/2021)
Sacks	1.5	Rodney Echols vs Miles (09/04/2021)
Tackles for Loss	3.5	Nicholas Terry vs Miles (09/04/2021)

OPPONENT INDIVIDUAL GAME HIGHS

Rushes	20	Donte Edwards vs Miles (09/04/2021)
Yards Rushing	147	Jarquez Hunter at Auburn (09/11/2021)
TD Rushes	2	Jimmie Robinson III vs Bethune-Cookman (09/25/2021)
Long Rush	94	Jarquez Hunter at Auburn (09/11/2021)
Pass Attempts	40	Shannon Patrick vs Bethune-Cookman (09/25/2021)
Pass Completions	20	Shannon Patrick vs Bethune-Cookman (09/25/2021)
Yards Passing	237	Shannon Patrick vs Bethune-Cookman (09/25/2021)
TD Passes	2	Bo Nix at Auburn (09/11/2021)
Long Pass	49	TJ Finley at Auburn (09/11/2021)
Receptions	9	Kemari Averett vs Bethune-Cookman (09/25/21)
Yards Receiving	140	Kemari Averett vs Bethune-Cookman (09/25/21)
TD Receptions	2	Demetris Robertson at Auburn (09/11/2021)
Long Reception	49	Malcolm Johnson, Jr. at Auburn (09/11/2021)
Field Goals	2	Anders Carlson at Auburn (09/11/2021)
Long Field Goals	34	Anders Carlson at Auburn (09/11/2021)
Punts	8	Jay Fitch vs Miles (09/04/2021)
Punting Average	47.0	Oscar Chapman at Auburn (09/11/2021)
Long Punt	44	Oscar Chapman at Auburn (09/11/2021)
Punts Inside 20	2	Jay Fitch vs Miles (09/04/2021)
Long Punt Return	23	Decarri Allen vs Bethune-Cookman (09/25/2021)
Demetris Robertson at Auburn (09/11/2021)		
Long Kickoff Return	36	Darnell Deas vs Bethune-Cookman (09/25/2021)
Tackles	11	Andrew Gaylor vs Miles (09/04/2021)
Sacks	1	Devuntray Hampton vs Bethune-Cookman (09/25/2021)
Tekeven Thomas vs Bethune-Cookman (09/25/2021)		
Ebenezer Dibula vs Bethune-Cookman (09/25/2021)		
N'Ktavious Floyd vs Miles (09/04/2021)		
Kadarius Roberts vs Miles (09/04/2021)		
Eku Leota at Auburn (09/11/2021)		
T.D. Moultry at Auburn (09/11/2021)		
Tackles for Loss	3	Tekeven Thomas vs Bethune-Cookman (09/25/2021)
Interceptions	1	Omari Hill-Robinson vs Bethune-Cookman (09/25/2021)
Tekeven Thomas vs Bethune-Cookman (09/25/2021)		
Roger McCreary at Auburn (09/11/2021)		

PARTICIPATION												
# / NAME	GP/GS	MILES	AUBURN	B-CU	FAMU	UAPB	JSU	AAMU	PVAMU	MVSU	TSU	SKEGEE
0 Davis	3/3	START	START	START								
1 Adams	1/1	START	INJ	INJ								
1 Hixon	3/3	START	START	START								
2 Merritt	3/3	START	START	XXX								
3 Strong	3/1	START	XXX	XXX								
4 Norris	3/0	XXX	XXX	XXX								
4 Payton	3/3	START	START	START								
5 Culpepper	--	INJ	INJ	XXX								
6 Echols	3/3	START	START	START								
6 Jones	3/3	START	START	START								
7 Crawley	3/0	XXX	XXX	XXX								
8 West	2/0	XXX	XXX	---								
9 Knight	3/0	XXX	XXX	XXX								
10 Isaac	3/3	START	START	START								
11 Diop	3/0	XXX	XXX	XXX								
12 Owens	1/0	---	XXX	---								
13 Nettles	3/3	START	START	START								
14 Poole	2/0	---	XXX	XXX								
16 Terry	3/3	START	START	START								
17 Troutman	--	INJ	INJ	INJ								
17 Bryant	1/0	---	---	XXX								
18 McDuffie	1/0	---	XXX	---								
19 Sanders	1/0	---	---	XXX								
20 Gray	2/2	START	INJ	START								
21 Diaconu	3/0	XXX	XXX	XXX								
22 Rivers	2/0	---	XXX	XXX								
23 Crim	1/0	---	XXX	---								
25 Martin	3/0	XXX	XXX	XXX								
26 Robinson	2/0	---	XXX	XXX								
27 Burgess	3/0	XXX	XXX	XXX								
28 Mitchell	3/0	XXX	XXX	XXX								
30 Quintanilla	--	---	---	---								
32 Scott	3/0	XXX	XXX	XXX								
33 Johnson	1/0	---	XXX	---								
34 Daniels	2/0	---	XXX	XXX								
35 Scott	3/2	XXX	START	START								
36 Manely	1/0	XXX	---	---								
37 Foote	2/0	---	XXX	XXX								
38 Stewart	1/0	XXX	---	---								
39 Grace	3/0	XXX	XXX	XXX								
40 Creech	3/0	XXX	XXX	XXX								
41 Webster	--	---	---	XXX								
42 Threatt	3/0	XXX	XXX	XXX								
43 Delaine	2/0	XXX	---	XXX								
44 Jean-Louis	1/0	---	XXX	---								
45 Rampersaud	1/0	INJ	INJ	XXX								
46 Howard	3/3	START	START	START								
47 Webster	1/0	XXX	---	---								
48 Cunningham	3/0	XXX	XXX	XXX								
49 Young-Rolle	2/0	XXX	XXX	---								
50 Harris	--	---	---	---								
52 Brundidge	3/0	XXX	XXX	XXX								
53 Hanson	--	---	---	---								
54 Barnes	3/0	XXX	XXX	XXX								
55 Blackshear	--	INJ	INJ	---								
56 Washington	3/0	XXX	XXX	XXX								
57 Thomas	1/0	---	XXX	---								
58 Whitehurst	3/2	XXX	START	START								
59 Adesipe	3/0	XXX	XXX	XXX								
60 Anjorin	3/1	START	XXX	XXX								
62 Boyd	2/0	XXX	XXX	---								
64 Alston	3/3	START	START	START								
65 Hayes	2/0	XXX	XXX	---								
66 Stafford	3/2	XXX	START	START								
67 Akins	--	---	---	---								
68 Shannon	--	---	---	---								
69 Salter	2/1	START	XXX	---								
71 Maxwell	3/3	START	START	START								
72 Gaddy	--	---	---	---								
73 Taylor	3/3	START	START	START								
76 Jenkins	2/2	---	START	START								

PARTICIPATION

# / NAME	GP/GS	MILES	AUBURN	B-CU	FAMU	UAPB	JSU	AAMU	PVAMU	MVSU	TSU	SKEGEE
77 Smith	1/0	---	XXX	---								
78 Malone	-	---	---	---								
79 Parham	2/0	---	XXX	XXX								
80 Johnson	1/0	---	XXX	---								
81 Johnson	3/0	XXX	XXX	XXX								
82 Sharpe	3/0	XXX	XXX	XXX								
83 Ellis	3/3	START	START	START								
84 Corker	3/3	START	START	START								
85 Potts	-	---	---	---								
86 Cadet	-	---	---	---								
87 McMin	3/0	XXX	XXX	XXX								
88 Mayes	2/0	XXX	XXX	---								
89 Stokes	2/0	XXX	XXX	---								
90 Tarver	3/0	XXX	XXX	XXX								
92 Ogletree	3/3	START	START	START								
94 Clark	3/3	START	START	START								
95 Brown	3/0	XXX	XXX	XXX								
96 Carson	1/0	---	XXX	---								
97 Lee	1/0	---	XXX	---								
98 Long	3/2	START	XXX	START								
99 Gaddy	3/2	XXX	START	XXX								

NATIONAL RANKINGS

FCS STATS PERFORM (Week Four)

	Team	Record	Pts
1	Sam Houston State (32)	309	1,208
2	South Dakota State (10)	3-0	1,195
3	James Madison (5)	3-0	1,162
4	Montana (3)	3-0	1,089
5	North Dakota State	3-0	1,070
6	Eastern Washington	4-0	964
7	Southern Illinois	3-1	909
8	UC Davis	4-0	859
9	Delaware	2-1	842
10	North Dakota	2-1	785
11	Montana State	3-1	757
12	Villanova	3-1	692
13	East Tennessee State	4-0	637
14	Southeastern Louisiana	2-1	574
15	Northern Iowa	2-1	528
16	Missouri State	2-1	527
17	Jacksonville State	2-2	352
18	VMI	3-1	338
19	Weber State	1-3	319
20	Kennesaw State	2-1	225
21	Rhode Island	3-0	184
22	Richmond	2-2	130
23	UT Martin	3-1	124
24	UTW	3-1	120
25	New Hampshire	3-1	116

DROPPED OUT: Austin Peay (19), Monmouth (20), Central Arkansas (25).

RECEIVING VOTES: Austin Peay 86, Alabama A&M 85, Holy Cross 74, Stephen F. Austin 71, Monmouth 35, Central Arkansas 33, Nicholls 33, Murray State 26, Jackson State 22, Chattanooga 20, Duquesne 13, Mercer 11, Princeton 11, Samford 7, South Dakota 6, Eastern Kentucky 4.

FCS Coaches Poll (Week Four)

	Team	Record	Pts
1	Sam Houston State (26)	3-0	698
2	James Madison (1)	3-0	658
3	South Dakota State (1)	3-0	652
4	Montana	3-0	614
5	North Dakota State	3-0	589
6	Eastern Washington	4-0	557
7	Southern Illinois	3-1	494
8	UC Davis	4-0	479
9	Villanova	3-1	426
10	Delaware	2-1	425
11	North Dakota	2-1	400
12	Montana State	3-1	387
13	Northern Iowa	2-1	365
14	East Tennessee State	4-0	334
15	Southeastern Louisiana	2-1	317
16	Missouri State	2-1	275
17	Jacksonville State	2-2	224
18	Weber State	1-3	158
19	Chattanooga	1-2	143
20	Kennesaw State	2-1	127
21	Richmond	2-2	115
22	VMI	3-1	102
23	Rhode Island	3-0	87
24	Holy Cross	3-1	67
	UT Martin	3-1	67

DROPPED OUT: Monmouth (N.J.) (19), Austin Peay (20), New Hampshire (22), Central Arkansas (24t).

RECEIVING VOTES: Central Arkansas, 47; New Hampshire, 44; Alabama A&M, 41; Stephen F. Austin, 36; Austin Peay, 20; Princeton, 20; Eastern Kentucky, 18; Mercer, 17; Nicholls, 15; Harvard, 12; Monmouth (N.J.), 12; UTW, 10; Gardner-Webb, 9; Jackson St., 8; Charleston Southern, 5; Duquesne, 5; Illinois St., 5; Murray St., 5; North Carolina A&T, 4; Northern Arizona, 3; Northern Colorado, 3; Florida A&M, 1.

BOXTOROW MEDIA (Week Four)

	Team	Record	Pts
1	Alabama A&M (16)	3-0	160
2	Jackson State	3-1	143
3	North Carolina A&T	1-2	115
4	Prairie View A&M	3-1	95
5	Alcorn State	2-2	89
6	Florida A&M	1-2	66
7	UAPB	1-2	58
8	Southern	2-2	49
9	North Carolina Central	2-2	43
10	Bowie State	3-1	13

RECEIVING VOTES: South Carolina State (0-3) 12, Alabama State (2-1) 9, Chowan (4-0) 9, Hampton (2-1) 8, Langston (4-0) 4, Albany State (3-1) 2, Delaware State (1-3) 2, Savannah State (3-1) 1, Lane (3-1) 1.

BOXTOROW COACHES (Week Four)

	Team	Record	Pts
1	Alabama A&M (16)	3-0	160
2	Jackson State	3-1	142
3	North Carolina A&T	1-2	125
4	Prairie View A&M	3-1	85
5	Alcorn State	2-2	73
6	Florida A&M	1-2	67
	Southern	2-2	67
8	UAPB	1-2	41
9	South Carolina State	0-3	38
10	North Carolina Central	2-2	31

RECEIVING VOTES: Alabama State (2-1) 27, Norfolk State (2-2) 22, Grambling (1-3) 13, Hampton (3-1) 3.



MEDIA POLICIES



ATHLETIC COMMUNICATIONS

Travis Jarome, Director / Secondary Contact

Office	334.229.2601
Cell	334.294.1475
Email	tjarome@alasu.edu
Twitter	@Travis_Jarome

Jordan Benson, Assistant Director

Office	334.229.2635
Cell	256.698.3311
Email	jbenson@alasu.edu

D'Quan Lee, Communications Assistant / Contact

Office	334.229.7617
Cell	334.590.5237
Email	dlee@alasu.edu

THE WEEK AHEAD

Monday	Tuesday	Wednesday	Thursday	Friday	Saturday	Sunday
OFF DAY	Practice 7:30 am - 10 am	Practice 7:30 am - 10 am	Practice 7:30 am - 10 am	TRAVEL DAY	at FAMU	OFF DAY
NO INTERVIEWS	POST PRACTICE	WEEKLY PRESS 11 am	POST PRACTICE	NO INTERVIEWS	5:00 pm (CT)	NO INTERVIEWS
27	28	29	30	1	2	3

POSTGAME INTERVIEWS

Head coach Donald Hill-Eley and selected student-athletes will be available to the media via Zoom following all home games, and selected road games upon request. Any requests for additional coaches or student-athletes not selected may be made to Travis Jarome (tjarome@alasu.edu) any point during or immediately after the game.

GAME NOTES

Game notes for all games are available on the football page on the official athletics website at BamaStatesports.com.

CREDENTIALS

Credentials for covering Alabama State's 2021 football season, can be obtained by following the credential requests guidelines on BamaStateSports.com. If you have any questions, you can email Director of Athletic Strategic Communications, Travis Jarome at tjarome@alasu.edu.

DISTRIBUTION LIST

To be added to the Alabama State Athletics media distribution list, email your media outlet and email addresses to Director of Athletic Strategic Communications, Travis Jarome at tjarome@alasu.edu. All outlets on the distribution list will receive PDFs of the box score and play by play, as well as notes and quotes following each game.

