



ALABAMA STATE FOOTBALL

1991 HBCU NATIONAL CHAMPIONS | 1991, 2004 SWAC CHAMPIONS

GAME
1

vs

MILES

SEPTEMBER 4, 2021



ASU Stadium
Montgomery, Ala.

5 p.m.
Hornet Sports Network

SERIES HISTORY

Overall	24-0-1
Current Streak	ALST, W24
First Meeting	Tied, 7-7 (1921)
Last Meeting	53-20 (2016)

TELEVISION: HORNET SPORTS NETWORK

Play-by Play	Darrell Dapprich
--------------	------------------

RADIO: HORNET SPORTS NETWORK

Play-by Play	D'Quan Lee
Analyst	Kamarri Darrington
Engineer	Clayton Smith
Producer	Travis Jarome
Flagship Station	WVAS-90.7 FM

SOCIAL MEDIA: #STATEofMind

Twitter	@BamaStateFB
	@BamaStateSports
Facebook	BamaStateSports
Instagram	@BamaStateSports

CELEBRATION: 120 YEARS of FOOTBALL

The Alabama State University Department of Intercollegiate Athletics announced that five teams will be honored throughout the course of the 2021 season as the Hornets celebrate 120 years of football this fall.

Alabama State will honor five championship teams throughout its history beginning with the Bethune-Cookman contest. The Hornets will honor division champions from 2001, 2003, and 2010, while also honoring the 2004 SWAC championship team.



Alabama State will also honor the 30th anniversary of one of the greatest teams of all-time (from ESPN) in the 1991 HBCU National Championship team that finished 11-0-1 and won the Alamo Heritage Bowl.

ALABAMA STATE

Record	0-0 Overall 0-0 SWAC
Rankings	FCS: NR AFCA: NR BOXTOROW: NR
Last Game	lost to Alabama AGM, 38-14 (4/17/21)
Streak	L1
Head Coach	Donald Hill-Eley
Career Record	76-94 (17th season)
Record at Alabama State	17-17 (5th season)
Record vs. Miles	0-0

MILES

Record	0-0 Overall 0-0 SWAC
Rankings	FCS: NR AFCA: NR BOXTOROW: NR
Last Game	lost to Lenoir-Rhyne, 36-7 (11/23/19)
Streak	L1
Head Coach	Reginald Ruffin
Career Record	59-39 (10 seasons)
Record at Miles	59-39 (10 seasons)
Record vs. Alabama State	0-2

TALE OF THE TAPE

ALABAMA STATE

23.8	Points/Game
24.2	Points Allowed/Game
153.6	Rush Yards/Game
202.2	Pass Yards/Game
355.8	Total Offense/Game
325.6	Total Defense/Game

MILES

28.2	Points/Game
21.2	Points Allowed/Game
189.3	Rush Yards/Game
153.6	Pass Yards/Game
342.9	Total Offense/Game
283.3	Total Defense/Game

(2019 statistics for Miles)

SATURDAY STORYLINES




THE UNKNOWN

Alabama State will be facing a team that has taken the field since 2019 in Miles, and the Hornets only played five games in the spring. How will Alabama State respond with just four months off between games, and how will they respond to a "new" in Miles?



NETTLES RETURNS UNDER CENTER

Alabama State redshirt freshman Ryan Nettles returns under center after playing for the first time in three years, starting all five games. He had to leave the Magic City Classic early due to injury, but is healthy entering the 2021 fall season in hopes of leading Alabama State to the top.



EXPERIENCED TEAM RETURNING

The Hornets return the bulk of their team from last season, losing just two starters. They also brought in experience through the transfer portal that will help with depth and staying healthy down the stretch. The key will be staying healthy throughout the year.

2020 SCHEDULE

Miles Sept 4 5 pm	Miles Sept 11 11 am SEC Network	B-CU Sept 25 5 pm ESPN+	Florida AGM Oct 2 5 pm	UAPB Oct 9 2 pm	Jackson State Oct 16 2 pm ESPN+	Alabama AGM Oct 30 2:30 pm ESPN3	PVAMU Nov 6 2 pm	MVSU Nov 13 2 pm	Texas Southern Nov 20 2 pm ESPN+	Tuskegee Nov 25 2 pm ESPN+



ALL-TIME SEASON OPENERS *(since 1959)*

ALL-TIME RECORD: 46-65-6

Year	Opponent	W/L	TT	OPP
2020^	Southern	L	21	24
2019	UAB	L	19	24
2018	Tuskegee	W	26	20
2017	Tuskegee	L	6	14
2016	UTSA	L	13	26
2015	Tennessee State	L	14	24
2014	Sam Houston State	L	20	51
2013	Jacksonville State	L	22	24
2012	Bethune-Cookman	L	28	38
2011	Mississippi Valley State	W	41	9
2010	Mississippi Valley State	W	34	6
2009	Concordia	W	38	33
2008	Florida A&M	L	20	30
2007	Jacksonville Statde	W	24	19
2006	Troy	L	0	38
2005	South Carolina State	L	14	27
2004	Howard	W	27	12
2003	Florida A&M	W	38	22
2002	Miles	W	27	6
2001	Alcorn State	L	17	20
2000	Tennessee State	L	13	39
1999	Tennessee State	L	8	41
1998	Troy	L	0	26
1997	Jackson State	L	11	38
1996	Jackson State	L	0	40
1995	UAB	W	13	3
1994	UAB	W	27	24
1993	Southern	L	14	23
1992	Southern	W	30	10
1991	Jackson State	W	28	27
1990	Samford	T	24	24
1989	Troy	W	16	13
1988	Southern	L	12	20
1987	Southern	L	10	14
1986	Jackson State	L	20	26
1985	Jackson State	L	14	23
1984	Jackson State	L	7	23
1983	Jackson State	L	0	21
1982	Jackson State	L	7	21
1981	Jackson State	T	14	14
1980	Jackson State	L	13	16
1979	Jackson State	L	7	14
1978	Jackson State	L	6	20
1977	Jackson State	L	6	17
1976	Jackson State	L	7	25
1975	Lane	W	21	7
1974	Troy	L	14	18
1973	Morgan State	L	0	32
1972	Arkansas State	L	7	34
1971	Lane	L	14	15
1970	Miles	W	27	6
1969	Savannah State	W	17	0
1968	Savannah State	W	35	32
1967	Fort Valley State	W	24	8
1966	Fort Valley State	W	13	0
1965	Fort Valley State	W	26	22
1964	Rust	L	6	14
1963	Rust	L	8	18
1962	Dillard	L	6	48
1961	Alabama A&M	L	12	32
1960	Lane	W	14	6
1959	Xavier	L	14	19

Longest Win Streak: 7 Games (1927-1936)

Longest Losing Streak: 7 Games (1982-1988)

SERIES HISTORY

Alabama State leads the all-times series with Miles 24-0-1, with the last meeting coming in 2016. The two last met in the Turkey Day Classic with Alabama State coming out on top 53-20.

The only blemish on the series record for Alabama State came in the first meeting when the two teams tied 7-7 in 1921. Since that point, the Hornets have reeled off 24 consecutive wins in the series.

ALABAMA STATE - MILES CONNECTION

Alabama State and Miles have something in common this week with new Miles' offensive coordinator **Clinton Smith**, a former Hornet. Not only is he a former Hornet coaching Miles, but he is also the former high school coach of current Alabama State quarterback **Ryan Nettles**.

ALABAMA STATE IN SEASON OPENERS

Alabama State is 46-65-6 all-time in season openers with some years missing. The Hornets are looking for their first win in a season-opener since defeating Tuskegee, 26-20 in the Labor Day Classic back in 2018. Since that game, Alabama State has dropped back-to-back games to UAB and to Southern (in the spring).

The win against Tuskegee snapped a six-game losing streak in openers dating back to 2012. Prior to that, Alabama State won four out of five season openers with the only loss coming against Florida A&M in 2008.

Head coach **Donald Hill-Eley** is 1-2 in season openers, and is 1-1 at ASU Stadium over that time.

SINCE 2017 IN HOME SEASON OPENER

Alabama State is 1-2 in home openers since 2018 against the Golden Tigers of Tuskegee. They dropped the home opener against Tuskegee in 2017 and to Southern this past spring.

RECORD NUMBER OF GRADUATES ACROSS THE COUNTRY THIS YEAR

The National Football Foundation (NFF) & College Hall of Fame today released a list of 3,284 student-athletes who have already earned their undergraduate degrees and will be playing

college football this fall while pursuing second diplomas. This season marks the fourth year the NFF has compiled the list of graduated players.

Alabama State has the following who have received their degrees prior to the season starting: **Austin Brundidge, Christian Clark, Ezra Gray, Joshua Long, Kimar Martin, Jacques Payton, Cameron Rampersaud, Tevin Sharpe, Randall Smith, and KJ Stokes.**

BUSY YEAR ACADEMICALLY FOR GRAY

Alabama State senior running back **Ezra Gray** had a busy year academically for the Hornets as he was named a William V. Campbell Trophy finalist (Academic Heisman) and was named to the FCS Academic All-Star Team for the second consecutive year.

He was also the first student-athlete from Alabama State, in any sport, to be named a two-time CoSIDA Academic All-America.

Gray joined Alabama quarterback Mac Jones and Chisholm in the backfield announced by the organization and is the lone representative from the Southwestern Athletic Conference (SWAC) on the First Team and is one of five selections from the state of Alabama on the First Team.

He is one of 12 members on the First Team with a 4.00 GPA, and he becomes the first two-time CoSIDA Academic All-America® in school history.

The graduate student is a two-time FCS-ADA selection to the Academic All-Star Team, earning the distinction of being named the FCS-ADA co-Scholar Athlete of the Year in 2019-20, is a two-time CoSIDA Academic All-District selection, a finalist for the William V. Campbell Trophy (considered the Academic Heisman), two-time Magic City Classic Scholar Athlete of the Year, and was a finalist for the Doris Robinson Scholar Athlete of the Year Award this past spring.

On the field, he is a five-time All-SWAC selection as either a running back or return specialist and earned First Team honors as a running back this past spring after leading the conference in rushing. He was named a First Team BOXTOROW

STATISTICAL MATCHUP: ALABAMA STATE vs. MILES

CATEGORY	ALST	NCAA	SWAC	MILES	NCAA	STAC
Scoring Offense	23.8	47	5	28.2	76	3
Total Offense	355.8	41	6	343.8	103	1
Rushing Offense	153.6	37	3	189.3	47	4
Passing Offense	202.2	48	7	154.4	139	6
Passing Efficiency	113.83	62	7	114.24	108	7
Time of Possession	30:21	38	5	31:39	36	3
Scoring Defense	24.2	47	3	21.2	39	5
Total Defense	33.0	36	3	284.6	12	2
Rushing Defense	145.2	47	6	105.5	23	3
Passing Defense	184.8	30	1	179.1	25	5
Passing Efficiency Defense	106.07	10	1	116.66	50	4
QB Sacks Per Game	2.20	44	5	3.42	6	1
Tackles for Loss	7.8	14	3	8.2	22	2
Net Punting	33.50	73	5	31.56	130	8
Punt Returns	7.38	43	7	7.67	83	6
Kickoff Returns	17.00	66	7	19.24	99	6
Turnover Margin	0.00	44	4	-0.08	83	8

All-American this past season, and for his career has rushed for 1,808 yards - a number that places him in the top-10 all-time at Alabama State. He has also scored nine rushing touchdowns, recorded 47 receptions for 265 yards and a touchdown, while also averaging 22.9 yards per kick return during his career.

THREE NAMED TO BLACK FOOTBALL HALL OF FAME PLAYER OF THE YEAR WATCH LIST

The Black College Football Hall of Fame (BCFHOF) announced the 2021 Watch List for the Black College Player of the Year presented annually to the most outstanding football player from a Historically Black College & University.

Four finalists will be unveiled on November 30, 2021, with the winner of the Black College Football Player of the Year Award being announced during halftime of the Inaugural HBCU Legacy Bowl. The winner will receive the Deacon Jones Trophy during the game to be played February 19, 2022, in New Orleans on the NFL Network.

Alabama State had three players named to the Watch List including senior running back **Ezra Gray**, sophomore defensive back **Irshaad Davis**, and senior defensive lineman **Christian Clark**.

Gray led the team, and conference, in rushing during the spring season with 436 yards on 84 carries in five games. He averaged 5.2 yards per carry and scored three touchdowns, and he rushed for a career-high 195 yards against Jackson State and added another 100-yard game against Alabama A&M. The senior finished 15th nationally in all-purpose yards and 35th in the nation in rushing yards, while he also finished 19th in rushing yards per game on the season. He also earned the nod for return specialist on the Second Team after he returned 10 kicks and averaged 18.50 yards per return. He finished 48th in the nation in combined kick returns and also 48th in kickoff returns.

Davis led Alabama State in tackles with 41 on the season including 31 solo stops. He recorded a pair of tackles for loss and 0.5 sacks on the season, while he also finished with one interception, three pass breakups and a quarterback hurry from his safety position. Davis finished fourth in the conference in tackles and 20th in passes defended on the season, while he also finished 14th in the nation in solo tackles and 58th in total tackles.

Meanwhile, Clark finished with 15 tackles including nine solo stops. Clark recorded 2.5 tackles for loss and one pass breakup, while he also had one forced fumble and was part of a defense that held opponents to just over 800 yards rushing in five games from his nose guard position.

DAVIS NAMED TO THE PRESEASON STARTING LINEUP BY THE COLLEGE FOOTBALL AMERICA YEARBOOK

Alabama State sophomore defensive back Irshaad Davis was named to the 2021 Football Championship Subdivision (FCS) Preseason Starting Lineup announced by the College Football

America Yearbook publication.

Davis led the Hornets with 41 tackles on the season including 31 individual stops. He recorded a pair of tackles for loss and 0.5 sacks in the spring, while also recording an interception along with three pass breakups and a quarterback hurry from his safety spot. Davis finished in the top five in the Southwestern Athletic Conference (SWAC) in tackles and 20th in passes defended, while also being 14th in the country in solo tackles prior to the FCS playoffs.

The sophomore was one of three players selected from an HBCU including conference opponent Jordan Lewis (Southern) on the First Team defense and Dacquari Wilson (North Carolina A&T) on the First Team offense.

SIX NAMED PRESEASON ALL-AMERICAN BY BOXTOROW

Alabama State led the way with six selections to the BOXTOROW preseason HBCU college football All-American team, leading a contingent of 30 players selected prior to the start of the 2021 season.

Ezra Gray led the selections after earning First Team All-SWAC honors and leading the team, and the conference, in rushing during the spring season with 436 yards on 84 carries in five games. He averaged 5.2 yards per carry and scored three touchdowns, and he rushed for a career-high 195 yards against Jackson State and added another 100-yard game against Alabama A&M. The senior finished 15th nationally in all-purpose yards and 35th in the nation in rushing yards, while he also finished 19th in rushing yards per game on the season.

He was joined on the offense by tight end Terrance Ellis who started all five games at tight end and recorded a career-high 12 receptions for 77 yards, averaging 6.42 yards per reception. Redshirt freshman Travon Taylor also earned offensive honors after playing in all five games last season and helping the team rush for 905 yards and pass for 1,011.

The three were joined by three defensive players led by defensive linemen Christian Clark who finished with 15 tackles including nine solo stops. Clark recorded 2.5 tackles for loss and one pass breakup, while he also had one forced fumble and was part of a defense that held opponents to just over 800 yards rushing in five games from his nose guard position.

He was joined on the defensive side of the ball by a pair of defensive backs including Irshaad Davis who led Alabama State in tackles with 41 on the season including 31 solo stops. He recorded a pair of tackles for loss and 0.5 sacks on the season, while he also finished with one interception, three pass breakups and a quarterback hurry from his safety position. Davis finished fourth in the conference in tackles and 20th in passes defended on the season, while he also finished 14th in the nation in solo tackles and 58th in total tackles. Naytron Culpepper who finished the year with 15 tackles, including nine solo stops, joins Davis as a preseason pick in defensive backfield. He also finished the year with a pair of tackles for loss from his cornerback position and finished the year with four pass breakups. Culpepper also finished 19th in the conference in pass breakups this spring.



ALL-TIME SERIES WITH MILES *(since 1921)*

ALL-TIME RECORD: 24-0-1			
Year	W/L	TT	OPP
2016	W	53	20
2015	W	26	7
2002	W	27	6
1990	W	51	12
1978	W	34	3
1977	W	28	14
1975	W	23	7
1975	W	32	0
1973	W	18	14
1982	W	26	21
1971	W	7	0
1970	W	27	6
1969	W	39	14
1968	W	31	13
1967	W	13	0
1946	W	12	0
1936	W	40	6
1930	W	19	12
1929	W	44	0
1928	W	42	0
1927	W	19	9
1926	W	12	0
1925	W	35	0
1923	W	16	0
1921	T	7	7

Longest Win Streak: 24 Games (1923-2016)
Longest Losing Streak: -

SWAC STANDINGS

EAST	CONF	PCT	OVER	PCT
Alabama A&M	0-0	.000	0-0	.000
Alabama State	0-0	.000	0-0	.000
Bethune-Cookman	0-0	.000	0-0	.000
Florida A&M	0-0	.000	0-0	.000
Jackson State	0-0	.000	0-0	.000
Mississippi Valley State	0-0	.000	0-0	.000

WEST	CONF	PCT	OVER	PCT
Alcorn State	0-0	.000	0-0	.000
Grambling State	0-0	.000	0-0	.000
Prairie View A&M	0-0	.000	0-0	.000
Southern	0-0	.000	0-0	.000
Texas Southern	0-0	.000	0-0	.000
UAPB	0-0	.000	0-0	.000

SWAC UPCOMING SCHEDULE

SATURDAY, AUGUST 28	
Alcorn State vs. North Carolina Central	7 p.m.

THURSDAY, SEPTEMBER 2	
Mississippi Valley State at Murray State	7 p.m.

SATURDAY, SEPTEMBER 4	
Miles at Alabama State	5 p.m.
Lane at UAPB	6 p.m.
Southern at Troy	6 p.m.
South Carolina State at Alabama A&M	6 p.m.
Prairie View A&M at Texas Southern	7 p.m.
Bethune-Cookman at UTEP	8 p.m.

SUNDAY, SEPTEMBER 5	
Jackson State vs. Florida A&M	2 p.m.
Grambling State vs. Tennessee State	3 p.m.

SATURDAY, SEPTEMBER 11	
Alabama State at Auburn	11 a.m.
Fort Valley State at Florida A&Mq	5 p.m.
Bethune-Cookman at Central Florida	5:30 p.m.
Texas Southern at Baylor	6 p.m.
Jackson State vs. Tennessee State	6 p.m.
Northwestern State at Alcorn State	6 p.m.
Miles at Southern	6 p.m.
Grambling State at Southern Miss	6 p.m.
Prairie View A&M at Incarnate Word	7 p.m.

THURSDAY, SEPTEMBER 16	
Alabama A&M at Bethune-Cookman	6:30 p.m.

SATURDAY, SEPTEMBER 18	
Mississippi Valley State at Stephen F. Austin	6 p.m.
UAPB at Central Arkansas	6 p.m.
Florida A&M at South Florida	6 p.m.
McNeese State at Southern	6 p.m.
Grambling State at Houston	6 p.m.
Houston Baptist at Prairie View A&M	6 p.m.
Jackson State at ULM	7 p.m.
Alcorn State at South Alabama	7 p.m.

THURSDAY, SEPTEMBER 23	
Alcorn State at UAPB	6:30 pm

SATURDAY, SEPTEMBER 25	
Delta State at Jackson State	2 p.m.
Alabama A&M vs. Tuskegee	4 p.m.
Prairie View A&M at Grambling State	4 p.m.
Bethune-Cookman at Alabama State	5 p.m.
Texas Southern at Rice	5:30 p.m.

SUNDAY, SEPTEMBER 26	
Southern at Mississippi Valley State	2 p.m.

The Hornets led the way with six selections, while UAPB had four. A host of schools including Alabama A&M, Tennessee State, Southern, Bowie State, and Jackson State each had three selections.

BOXTOROW has administered the All-America team since 2007 and the voters are comprised of media members from around the nation that cover HBCU football.

FUTURE MEAC/SWAC MATCHUPS UNVEIELED

The 2021 SWAC/MEAC Challenge, Executive Director of the Cricket Celebration Bowl, and Cricket SWAC/MEAC Challenge Kickoff John T. Grant announced the future matchups of the annual HBCU football season opener.

Following the game this season, Alabama State and Howard will kick off the 2022 season in Atlanta, while in 2023 Jackson State and South Carolina State will meet. The final game announced was in 2024 featuring Florida A&M and Norfolk State.

Even though a matchup has not been announced for 2025, Grant said that Southern has committed to play in the 2025 SWAC/MEAC Challenge.

AUBREY GRACE NAMED TO THE PUNTER OF THE YEAR WATCH LIST

Alabama State freshman punter **Aubrey Grace** was named to the FCS Punter of the Year Watch List, announced by the Augusta Sports Council.

The award honors the nation's top collegiate punter in the FCS, and Grace becomes the second Hornet to be named to the Watch List - joining Anthony Craven in 2019. The 20 candidates on the list incorporate a broad spectrum of Football Championship Series (FCS) punters. The 2021 watch list was compiled based on the 2020 FCS Punter of the Year watch list, the 2020 All-Conference teams, the 2020 All-American Teams, and the 2021 preseason All-Conference teams.

Grace, a First All-SWAC preseason selection and a Spring 2021 BOXTOROW All-American, finished the year with 28 punts for 1,150 total yards. He averaged 41.7 yards per punt and booted a long of 57. He forced three fair catches and had seven land inside the 20, while he finished the year with nine punts of 50 yards or more. The freshman finished second in the conference in punting average and first in punts of 50 yards or more, and he finished 20th in the nation in punting.

He joins a list that includes Andrew Foster (Morehead State), Austin Dunlap (Southeastern Louisiana), Ben Niesner (Valparaiso), Brady Schutt (South Dakota), Chris Faddoul (Florida A&M), D.J. Amson (Northern Arizona), Daniel Whelan (UC Davis), Harry O'Kelly (James Madison), Joe Gurley (North Alabama), Jon Sot (Harvard), JT Bohlken (Illinois State), Kaleb Mosley (Tennessee State), Matthew Campbell (The Citadel), Matt McRobert (Sam Houston), Nathan Fondacaro (Villanova), Noah Gettman (Sacred Heart), Patrick Haughney (Holy Cross), Ryan Richter (Norfolk State), and Zach Haynes (Southeast Missouri).

The FCS Punter of the Year Award winner will be voted on by

the FCS Punter of the Year Award/Ray Guy Award Committee and will be announced after regular season play commences (subject to change based on current on COVID-19 updates and decision making by the NCAA and other organizing bodies).

ALABAMA STATE TO HONOR FIVE TEAMS DURING THE 120-YEAR ANNIVERSARY OF THE PROGRAM

The Alabama State University Department of Intercollegiate Athletics announced that five teams will be honored throughout the course of the 2021 season as the Hornets celebrate 120 years of football this fall.

Alabama State and Miles will kick off the season on Saturday, September 4 in the Labor Day Classic at ASU Stadium, with the Hornets honoring the 2004 Southwestern Athletic Conference (SWAC) championship team that finished 10-2 and defeated Southern 40-35 in the championship game. That year, Alabama State reeled off five consecutive conference wins to secure a berth in the championship game behind the late Tarvaris Jackson at quarterback.

The Hornets return home on September 25, facing Bethune-Cookman in the conference opener with kick set for 5 pm on Greek Unity Day. Alabama State will honor the 2001 SWAC Division champions that played in the championship game. That season, Alabama State finished 8-4 including winning eight consecutive games after dropping the first two of the season.

Alabama State and UAPB meet for homecoming at ASU Stadium on October 9, with kick set for 2 pm. The Hornets will celebrate the 30th anniversary of the 1991 SWAC and HBCU National Champions led by the late Houston Markham. The team finished 11-0-1 that season including a 36-13 victory over North Carolina A&T in the Alamo Heritage Bowl to cap off the unbeaten season.

The Hornets kick off November with Texas Southern on Military Appreciation Day (November 20) with kick set for 2 pm. They will honor the 2003 SWAC Division champions during the contest, a team that made the championship game before falling to Southern. The Hornets finished 8-5 that season including a streak of three consecutive wins to end the season capped off with victory in the Turkey Day Classic.

Alabama State will close out the regular season with the Turkey Day Classic against Tuskegee on November 25, honoring the 2010 SWAC Division champions. That season, Alabama State finished 7-5 including a steak of four consecutive wins.

ESPN FAMILY OF NETWORKS

The Southwestern Athletic Conference (SWAC) has announced additions to the 2021 football television schedule, including a pair of home games featuring Alabama State.

The 2021 slate, which includes a record number of league games slated to be available on ESPN's linear and digital platforms, no features five additional games that have been slated to be carried live on ESPN+.

Alabama State will be featured on ESPN+ twice in five days as the platform has picked up the Texas Southern game on November 20 and the Turkey Day Classic against Tuskegee on November 25. Both games will kick at 2 pm.

Those games join games already airing for the Hornets on the ESPN Family of Networks including on the road against Auburn (September 11) on the SEC Network. The Hornets can also be seen on ESPN+ at home against Bethune-Cookman (September 25), on the road against Jackson State (October 16) on ESPN+, and the Magic City Classic in Birmingham against Alabama A&M (October 30) on ESPN3 and tape-delayed on ESPNU.

The two additional games give Alabama State six games on the ESPN Family of Networks this fall.

Alabama State opens the 2021 season next weekend at ASU Stadium against Miles, with kick set for 5 pm.

ALABAMA STATE HAS EIGHT SELECTIONS FOR PRESEASON ALL-SWAC

The Southwestern Athletic Conference (SWAC) released the 2021 Preseason All-Conference teams at Media Days, and Alabama State is well-represented with eight slots on the two teams.

Ezra Gray was named First Team running back after he led the team, and conference, in rushing this season with 436 yards on 84 carries in five games. He averaged 5.2 yards per carry and scored three touchdowns, and he rushed for a career-high 195 yards against Jackson State and added another 100-yard game against Alabama A&M. The senior finished 15th nationally in all-purpose yards and 35th in the nation in rushing yards, while he also finished 19th in rushing yards per game on the season. He also earned the nod for return specialist on the Second Team after he returned 10 kicks and averaged 18.50 yards per return. He finished 48th in the nation in combined kick returns and also 48th in kickoff returns.

Gray was joined on the first team on the defensive side by three players including **Irshaad Davis** who led Alabama State in tackles with 41 on the season including 31 solo stops. He recorded a pair of tackles for loss and 0.5 sacks on the season, while he also finished with one interception, three pass breakups and a quarterback hurry from his safety position. Davis finished fourth in the conference in tackles and 20th in passes defended on the season, while he also finished 14th in the nation in solo tackles and 58th in total tackles.

He was joined by a pair of defensive linemen including **Christian Clark** who finished with 15 tackles including nine solo stops. Clark recorded 2.5 tackles for loss and one pass breakup, while he also had one forced fumble and part of a defense that held opponents to just over 800 yards rushing in five games from his nose guard position. **Andrew Ogletree** also earned a spot on the first team after he finished with 15 tackles this spring, including nine solo stops. He finished with five tackles for loss and 2.5 sacks, while he also recorded five quarterback hurries. Ogletree finished 15th in the conference in tackles for loss, while he also finished 79th

in the nation in sacks and 86th in tackles for loss.

Freshman **Aubrey Grace** earned a First Team selection as the punter after he finished the year with 28 punts for 1,150 total yards and averaged 41.7 yards per punt and booted a long of 57. He forced three fair catches and had seven land inside the 20, while he also finished the year with nine punts of 50 yards or more. The freshman finished second in the conference in punting average and first in punts of 50 yards or more, and he finished 20th in the nation in punting.

A pair of players joined Gray on the Second Team including defensive back **Naytron Culpepper** who finished the year with 15 tackles, including nine solo stops. He also finished the year with a pair of tackles for loss from his cornerback position and finished the year with four pass breakups. Culpepper also finished 19th in the conference in pass breakups this spring. Rounding out the preseason selections for Alabama State was tight end **Terrance Ellis** who started all five games at tight end and recorded a career-high 12 receptions for 77 yards, averaging 6.42 yards per reception.

HORNETS PICKED FOURTH IN THE DIVISION IN PRESEASON POLL

Alabama State was picked to finish fourth in the SWAC East Division behind Alabama A&M (122), Florida A&M (109), and Jackson State (80) after picking up 78 total votes in the preseason poll on a vote by the league's head coaches and sports information directors.

DAVIS NAMED SECOND TEAM AFCA ALL-AMERICAN IN SPRING 2021

Alabama State sophomore defensive back Irshaad Davis was named to the 2021 Spring AFCA Football Championship Subdivision (FCS) Coaches' All-America Second Team announced by the American Football Coaches Association.

Davis, a First Team All-SWAC and BOXTOROW All-America selection, led Alabama State in tackles with 41 on the season including 31 solo stops. He recorded a pair of tackles for loss and 0.5 sacks on the season, while he also recorded one interception, three pass breakups, and a quarterback hurry from his safety position. Davis finished fourth in the conference in tackles and 20th in passes defended on the season, while he also was 14th in the nation in solo tackles and 58th in total tackles prior to the FCS playoffs.

The sophomore was one of four players selected from an HBCU including Jordan Lewis (Southern) and Decobie Durant (South Carolina State) on the First Team defense. Davis was joined on the Second Team by Alabama A&M receiver Abdul-Fatai Ibrahim.

The AFCA has selected an All-America team since 1945 and currently selects teams in all five of its divisions, and the teams are the only All-America teams chosen by the coaches. This year's team is made up of 24 seniors, 16 juniors, eight sophomores, and two graduate students.

2021 PRESEASON HONORDS

LUKE BARNES (LS)
National Football Foundation Scholar-Athlete nominee
Preseason All-SWAC (Phil Steele)

CHRISTIAN CLARK (DL)
Black College Football Hall of Fame Player of the Year Watch List
Preseason All-American (BOXTOROW)
Preseason All-SWAC (Coaches/SIDs)
Preseason All-SWAC (Phil Steele)

NAYTRON CULPEPPER (DB)
Preseason All-American (BOXTOROW)
Preseason All-SWAC Second Team (Coaches/SIDs)
Preseason All-SWAC Second Team (Phil Steele)

IRSHAAD DAVIS (DB)
Black College Football Hall of Fame Player of the Year Watch List
Preseason Starting Lineup (College Football AA Yearbook)
Preseason All-American (BOXTOROW)
Preseason All-SWAC (Coaches/SIDs)
Preseason All-SWAC (Phil Steele)

TERRANCE ELLIS (TE)
Preseason All-American (BOXTOROW)
Preseason All-SWAC Second Team (Coaches/SIDs)

AUBREY GRACE (P)
FCS Punter of the Year Watch List
Preseason All-SWAC (Coaches/SIDs)
Preseason All-SWAC Third Team (Phil Steele)

EZRA GRAY (RB)
Black College Football Hall of Fame Player of the Year Watch List
Preseason All-American (BOXTOROW)
Preseason All-SWAC (Coaches/SIDs)
Preseason All-SWAC (Phil Steele)
Preseason All-SWAC Second Team (AP) (Phil Steele)
Preseason All-SWAC Third Team (KR) (Phil Steele)

RYAN NETTLES (QB)
Preseason All-SWAC Third Team (Phil Steele)

ANDREW OGLETREE (DL)
Preseason All-SWAC Second Team (Coaches/SIDs)
Preseason All-SWAC Second Team (Phil Steele)

CAMERON RAMPERSAUD (DL)
Preseason All-SWAC Third Team (Phil Steele)

TRAVON TAYLOR (OL)
Preseason All-American (BOXTOROW)

NICHOLAS TERRY (LB)
Preseason All-SWAC Third Team (Phil Steele)

RECORD BREAKDOWN

	2021	SWAC
Overall	0-0	0-0
vs. SWAC	0-0	0-0
vs. Non-Conference	0-0	0-0
at ASU Stadium	0-0	0-0
in Away Game	0-0	0-0
at Neiutral Sites	0-0	0-0
Day Games	0-0	0-0
Night Games (6 p.m. start or later)	0-0	0-0
vs. Top 25 Teams	0-0	0-0
vs. Top 10 Teams	0-0	0-0
vs. Top 5 Teams	0-0	0-0
vs. Top-Ranked Teams	0-0	0-0
TV Games	0-0	0-0
on Bounce	0-0	0-0
on ESPN2	0-0	0-0
on ESPN3	0-0	0-0
on ESPN+	0-0	0-0
on ESPNU	0-0	0-0
Scoring First	0-0	0-0
Opponents Score First	0-0	0-0
Leading at halftime	0-0	0-0
Trailing at Halftime	0-0	0-0
Tied at Halftime	0-0	0-0
Leading after Third Quarter	0-0	0-0
Trailing after Third Quarter	0-0	0-0
Tied after Third Quarter	0-0	0-0
Overtime Games	0-0	0-0
Scoring less than 20 points	0-0	0-0
Scoring 20-29 points	0-0	0-0
Scoring 30-39 points	0-0	0-0
Scoring 40-49 points	0-0	0-0
Scoring 50+ points	0-0	0-0
Allowing less than 20 points	0-0	0-0
Allowing 20-29 points	0-0	0-0
Allowing 30-39 points	0-0	0-0
Allowing 40-49 points	0-0	0-0
Allowing 50+ points	0-0	0-0
Totalling 300-399 yards of total offense	0-0	0-0
Totalling 400-499 yards of total offense	0-0	0-0
Totalling 500-599 yards of total offense	0-0	0-0
Totalling 600-plus yards of total offense	0-0	0-0
Rushing for less than 100 yards	0-0	0-0
Rushing for 150-plus yards	0-0	0-0
Passing for less than 300 yards	0-0	0-0
Passing for 300-399 yards	0-0	0-0
Passing for 400-499 yards	0-0	0-0
Passing for 500-plus yards	0-0	0-0
Allowing less than 100 yards rushing	0-0	0-0
Allowing 100-199 yards rushing	0-0	0-0
Allowing 200-plus yards rushing	0-0	0-0
Allowing less than 200 yards passing	0-0	0-0
Allowing 200-299 yards passing	0-0	0-0
Allowing 300-399 yards passing	0-0	0-0
Allowing 400-plus yards passing	0-0	0-0
Allowing less than 300 yards total offense	0-0	0-0
Allowing 300-399 yards of total offense	0-0	0-0
Allowing 400-499 yards of total offense	0-0	0-0
Allowing 500-lus yards of total offense	0-0	0-0
Having no turnovers	0-0	0-0
Forcing no turnovers	0-0	0-0
Leading turnover margin	0-0	0-0
Trailing turnover margin	0-0	0-0
Tied in turnover margin	0-0	0-0
Having < 2 takeaways	0-0	0-0
Having 2 or more takeaways	0-0	0-0
Leading in time of possession	0-0	0-0
When trailing in time of possessions	0-0	0-0

TRANSFER PORTAL OPENS UP FOR ALABAMA STATE FOLLOWING SPRING 2021

Alabama State picked up several players, also losing, from the transfer portal following the spring 2021 season:

Player	School (Previous FCS/FBS)
BJ Crim	Western Kentucky
Breyon Gaddy	Maryland
Austin Gavin	Troy
Geronda Hall	Old Dominion
Joshua Long	Samford
Brandon McDuffie	Incarnate Word
Jacquez Payton	Jacksonville State
KJ Stokes	Purdue

Ruggs (Ole Miss) and McDuffie (Incarnate Word) originally signed with their programs out of high school before transferring to junior colleges last season.

ALABAMA STATE HAS SEVERAL RIVER REGION KIDS ON THEIR ROSTER

Alabama State has made a habit recently of recruiting the River Region, and this year have several players from the area on the roster:

Player	School
Colton Adams	Wetumpka
Samuel Blackshear	Lanier
Cosmin Diaconu	Autauga Academy
Jeffrey Flowers	Alabama Christian
Austin Gavin	Saint James
Aubrey Grace	Pike Road
Hunter Hanson	Alabama Christian
Jake Howard	Prattville
Joshua Knight	Park Crossing
Jacory Merritt	Lanier
Trevor Robinson	Park Crossing
Keeundra Salter	Lee
Anthony Scott	Carver
Tevin Sharpe	Autauga Academy
KJ Stokes	Stanhope Elmore
Romello Tarver	Park Crossing

NETTLES NAMED FRESHMAN OF THE YEAR IN THE SWAC

Ryan Nettles was selected as the Southwestern Athletic Conference (SWAC) Freshman of the Year, and six others were chosen all-conference on a vote of the league's head coaches sports information directors announced by the conference office Thursday morning.

Nettles, who was recently named a finalist for the Jerry Rice Award which is presented to the national freshman of the year in college football's Division I subdivision, was named the SWAC Newcomer of the Week four times and the SWAC Offensive Player of the Week once. He also finished the season with 917 yards through the air on 85-for-144 passing and eight touchdowns, with a 59.0 completion percentage and was one of the top five quarterbacks in every statistical category. Nettles is also listed 26th overall in the nation in passing touchdowns and 39th in passing yards, while also finishing

in the top 50 in passing efficiency, passing yards per game, points responsible for, points responsible for per game.

NETTLES NAMED FINALIST FOR THE JERRY RICE AWARD (TOP FRESHMAN)

Ryan Nettles was named as one of 16 finalists for the Jerry Rice Award, which is presented to the national freshman of the year in college football's Division I subdivision, announced by Stats Perform FCS on Monday.

Nettles finished the spring 2021 season completing 85 of his 144 attempts (59.0 percent) for 917 yards and eight touchdowns. He also rushed the ball for 110 yards and one touchdown in five games, with his most notable game coming against Mississippi Valley State where he finished with 361 yards of total offense and four total touchdowns. Nettles was named the SWAC Newcomer of the Week four times this spring and the Offensive Player of the Week one time.

The Rice Award is named for the legendary Hall of Fame wide receiver and is celebrating its 10th anniversary season. Los Angeles Rams wide receiver Cooper Kupp is the most prominent winner of the award, and the most recent recipient in 2019, former North Dakota State quarterback Trey Lance, is projected to be one of the early selections in the NFL Draft on April 29.

Nettles joins a list that includes Bronson Barron (Weber State), Quinton Cage (Nicholls), Isaac Dowling (Mercer), Draylen Ellis (Austin Peay), Ty French (Gardner-Webb), Mark Gronowski (South Dakota State), Billy Lucas (Duquesne), Seth Morgan (VMI), Tony Muskett (Monmouth), Tommy Schuster (North Dakota), Matthew Sluka (Holy Cross), Devon Starling (Tennessee State), Keyon Turner (Valparaiso), Jared Verse (Albany), and Cameron Ward (UIW).

GRAY ONE OF 13 FINALISTS NAMED FOR THE DORIS ROBINSON SCHOLAR-ATHLETE AWARD

Thirteen FCS players - one from each conference in college football's Division I subdivision - were announced as finalists for the STATS FCS Doris Robinson Scholar-Athlete Award, including Alabama State running back Ezra Gray.

A graduate student competing in his final year for the Hornets, Gray was named the FCS-ADA Scholar Athlete of the Year and was also named a finalist for the William V. Campbell Trophy - considered the Academic Heisman - this past year. He finished the spring season leading the conference in rushing, earning First Team All-Conference honors, and was named a BOXTOROW All-American.

Named after the late school teacher and wife of legendary Grambling State coach Eddie Robinson, the sixth annual award is presented to an FCS student-athlete who excels not only in the classroom, but in the community and beyond.



OFFENSE

GRAY AMONG THE BEST IN THE SWAC AND LEADS A TALENTED BACKFIELD

From time to time, a team must replenish more than 50 percent of their offense. Very rarely does a team return most of the yards from the previous season, but that is exactly what Alabama State does this season with the majority of their production returning after the spring.

Senior running back **Ezra Gray** returns for his senior season as the Southwestern Athletic Conference (SWAC) leading rusher and first team all-conference selection. The First Team BOXTOROW All-American rushed for 465 yards on 84 carries last season, including 195 yards and three touchdowns against Jackson State. The senior accounted for 50 percent of the rushing yards for the Hornets, while **Jacory Merritt** added 168 yards on 43 carries.

Look for **Jared Daniels** and **Robert Rivers** will provide support off the bench in a deep backfield. **Dante Norris** and **Dontrey Manley** have seen action since their arrival on campus and will add different dimensions to the team, while also playing on special teams.

QUARTERBACK ROOM IS CROWDED AND LED BY NETTLES

The quarterback room is crowded yet again with redshirt freshman **Ryan Nettles** returning after a stellar first year under center in which he was named a Jerry Rice finalist (Top Freshman). The SWAC Newcomer of the Year passed 917 yards and eight touchdowns in his first season, and he will be backed up by **Myles Crawley** and **Joe Owens, Jr.** this season. Crawley played in a pair of games last season in the wildcat formation and scored on a rushing touchdown.

RECEIVING CORPS WILL HAVE A NEW LOOK BUT WILL BE TALENTED THIS YEAR

The receiving corps will look a little different this season with the departure of Michael Jefferson and Jahod Booker, but the Hornets return a pair of student-athletes who can make a difference in receiver **Jeremiah Hixon** and tight end **Terrence Ellis**. The duo combined for 25 receptions last season and look to add to that total this season. **Wallace Corker** also returns after catching a pair of touchdown receptions with **Grantis Poole** and **Abdou Diop** providing

depth at receiver and tight end.

Other names to remember going into the fall season include **Kisean Johnson**, **Keron Jones** and **Tevin Sharpe** among others for Nettles and the quarterbacks to target.

YOUNGEST OFFENSIVE LINE IN THE CONFERENCE RETURNS

The youngest offensive line in the conference last season returns led by BOXTOROW All-American **Travon Taylor**, **Josh Anjorin**, **Robert Alston**, **Charlie Maxwell**, and **Taurrian Stafford**. They are joined by several newcomers this season highlighted by Montgomery-native **Keeundra Salter** among others.

NETTLES AMONG THE BEST IN THE SWAC

Ryan Nettles was selected as the Southwestern Athletic Conference (SWAC) Freshman of the Year, and six others were chosen all-conference on a vote of the league's head coaches sports information directors announced by the conference office Thursday morning.

Nettles, who was recently named a finalist for the Jerry Rice Award which is presented to the national freshman of the year in college football's Division I subdivision, was named the SWAC Newcomer of the Week four times and the SWAC Offensive Player of the Week once. He also finished the season with 917 yards through the air on 85-for-144 passing and eight touchdowns, with a 59.0 completion percentage and was one of the top five quarterbacks in every statistical category. Nettles is also listed 26th overall in the nation in passing touchdowns and 39th in passing yards, while also finishing in the top 50 in passing efficiency, passing yards per game, points responsible for, points responsible for per game.

GRAY ONE OF THE BEST

was named First Team running back after he led the team, and conference, in rushing this season with 436 yards on 84 carries in five games. He averaged 5.2 yards per carry and scored three touchdowns, and he rushed for a career-high 195 yards against Jackson State and added another 100-yard game against Alabama A&M. The senior finished 15th nationally in all-purpose yards and 35th in the nation in rushing yards, while he also finished 19th in rushing yards per game on the season.

SWAC PLAYERS OF THE WEEK OFFENSE

Week 1
Week 2
Week 3
Week 4
Week 5
Week 6
Week 7
Week 8
Week 9
Week 10
Week 11
Week 12

DEFENSE

Week 1
Week 2
Week 3
Week 4
Week 5
Week 6
Week 7
Week 8
Week 9
Week 10
Week 11
Week 12

SPECIAL TEAMS

Week 1
Week 2
Week 3
Week 4
Week 5
Week 6
Week 7
Week 8
Week 9
Week 10
Week 11
Week 12

NEWCOMER

Week 1
Week 2
Week 3
Week 4
Week 5
Week 6
Week 7
Week 8
Week 9
Week 10
Week 11
Week 12

HORNETS IN THE SWAC

	RANK	VALUE
Offense	5	23.8
Defense	4	24.2
Total Offense	7	352.2
Total Defense	3	330.0
Rushing Offense	4	150.0
Rushing Defense	6	145.2
Passing	7	202.2
Offensive Efficiency	7	113.8
Passing Defense	1	184.8
Defensive Efficiency	1	106.1
Kickoff Returns	7	17.0
Punt Returns	7	7.4
Kickoffs	2	39.6
Point After Attempts	2	1.000
Field Goals	9	.000
Punting	3	33.5
Sacks Against	6	13
Interceptions	2	14.8
Sacks By	4	12
First Downs	4	20.4
Third Down Conversions	7	33.8
Fourth Down Conversions	5	50.0
Opponents First Downs	2	18.4
Opponent Third Down Conversions	1	32.4
Opponent Fourth Down Conversions	2	16.7
Penalties	6	71.0
Opponent Penalties	3	75.4
Time of Possession	5	30:21

HORNETS IN THE SWAC (INDIVIDUAL)

AUBREY GRACE	RANK	VALUE
Punting	2	41.1

IRSHAAD DAVIS	RANK	VALUE
Tackles	5	8.2

EZRA GRAY	RANK	VALUE
Rushing	1	87.2
Scoring	21	3.6
Kick Returns	5	18.5
Total Offense	13	87.2
All-Purpose	2	128.0

HUNTER HANSON	RANK	VALUE
Scoring	25	3.4

JEREMIAH HIXON	RANK	VALUE
Receiving	14	46.8
Scoring	20	3.6


MICHAEL JEFFERSON	RANK	VALUE
Receiving	15	46.8

JACORY MERRITT	RANK	VALUE
Rushing	21	32.8

RYAN NETTLES	RANK	VALUE
Rushing	24	22.0
Passing	5	183.4
Total Offense	5	205.4

ANDREW OGLETREE	RANK	VALUE
Tackles For Loss	14	1.00
Sacks	11	2.5

BRYAN WEST	RANK	VALUE
Punt Returns	4	11.4



SPECIAL TEAMS WATCH

GRACE, ONE OF THE BEST IN THE NATION

Freshman **Aubrey Grace** has solidified himself as one of the best in the nation when it comes to punting the football. The freshman was most recently was named to the FCS Punter of the Year Watch List.

Grace, a First All-SWAC preseason selection and a Spring 2021 BOXTOROW All-American, finished the year with 28 punts for 1,150 total yards. He averaged 41.7 yards per punt and booted a long of 57. He forced three fair catches and had seven land inside the 20, while he finished the year with nine punts of 50 yards or more. The freshman finished second in the conference in punting average and first in punts of 50 yards or more, and he finished 20th in the nation in punting.

He joins a list that includes Andrew Foster (Morehead State), Austin Dunlap (Southeastern Louisiana), Ben Niesner (Valparaiso), Brady Schutt (South Dakota), Chris Faddoul (Florida A&M), D.J. Amson (Northern Arizona), Daniel Whelan (UC Davis), Harry O’Kelly (James Madison), Joe Gurley (North Alabama), Jon Sot (Harvard), JT Bohlken (Illinois State), Kaleb Mosley (Tennessee State), Matthew Campbell (The Citadel), Matt McRobert (Sam Houston), Nathan Fondacaro (Villanova), Noah Gettman (Sacred Heart), Patrick Haughney (Holy Cross), Ryan Richter (Norfolk State), and Zach Haynes (Southeast Missouri).

The FCS Punter of the Year Award winner will be voted on by the FCS Punter of the Year Award/Ray Guy Award Committee and will be announced after regular season play commences (subject to change based on current on COVID-19 updates and decision making by the NCAA and other organizing bodies).

BARNES ONE OF THE BEST LONG SNAPPERS IN THE COUNTRY

Senior Luke Barnes is one of the best long snappers in the country, both on the field and in the classroom. The recent graduate of Alabama State has a 4.0 grade point average and has been nominated for the academic award from the National Football Foundation. He has also proven himself on the field by being named All-Conference, and most recently was named an All-America long snapper.

GRAY SHINES ON SPECIAL TEAMS, AS WELL AS OFFENSE

Senior **Ezra Gray** was named Second Team All-SWAC as a return specialist and has been the main return man for the Hornets since his freshman season.

Gray was also named Second Team return specialist after he returned 10 kicks and averaged 18.50 yards per return. He finished 48th in the nation in combined kick returns and also 48th in kickoff returns.

LOCAL TALENTS HANDLE THE KICKING DUTIES FOR THE HORNETS

Three different student-athletes handle kicking duties for Alabama State, and all three are from the River Region. Senior **Hunter Hanson** (Montgomery, Ala.) handles the extra point attempts and field goals, while **Cosmin Diaconu** (Prattville, Ala.) handles field goals and kickoffs. Meanwhile, **Aubrey Grace** (Pike Road, Ala.) handles punting, but can also placekick.

HANSON LOOKS TO ADD TO HIS CAREER POINT TOTAL THIS FALL

Hunter Hanson, the most experienced of the kicking crew, looks to add to his scoring total this fall after 17 points (all PATs) in the spring.

Hanson scored a career-best 52 points during his freshman season with 12 field goals and 16 extra points. He followed that up with 41 points his sophomore season on eight field goals and 17 extra points. During his junior season, Hanson scored 46 points on eight field goals and 22 extra points.

During his career, Hanson has scored 156 points throughout his career (28 field goals / 72 extra points). He is currently on pace to reach 200 if he continues his normal scoring pace.

TWITTER SENSATION

Luke Barnes is a twitter sensation as he seems to find ways to perfect his snapping. Whether it is snapping through stairs on the field, or over the wall, Barnes has a knack for the unbelievable. He recently snapped a ball from the mid-deck in the stadium into a waiting garnage can on the field.



DEFENSE

DAVIS AND CLARK SHARE A COMMON BOND THESE DAY

Sophomore defensive back **Irshaad Davis** and senior defensive lineman **Christian Clark** share a common bond, and not playing on the same field on Saturdays. The two have older players who play in the National Football League (NFL), and have won the last two Super Bowls.

In Super Bowl LIV against the San Francisco 49ers, Frank Clark recorded a sack on Jimmy Garoppolo on a fourth down late in the fourth quarter during the 31-20 win. The next season, Clark and the Chiefs lost to Carlton Davis and the Tampa Bay Buccaneers in Super Bowl LV.

DEFENSE LED BY BIG GUYS UP FRONT ON THE DEFENSE

Both **Christian Clark** and **Andrew Ogletree** were named First Team Preseason All-SWAC on a vote of the league's coaches and sports information directors, and they lead a talented group. Clark finished with 15 tackles including nine solo stops. He recorded 2.5 tackles for loss and one pass breakup, while he also had one forced fumble and part of a defense that held opponents to just over 800 yards rushing in five games from his nose guard position.

Meanwhile, Ogletree also earned a spot on the first team after he finished with 15 tackles this spring, including nine solo stops. He finished with five tackles for loss and 2.5 sacks, while he also recorded five quarterback hurries. Ogletree finished 15th in the conference in tackles for loss, while he also finished 79th in the nation in sacks and 86th in tackles for loss.

This year, the Hornets have plenty of depth on the defensive front that help spell both Clark and Ogletree.

DEFENSIVE BACKFIELD NOT TO SHABBY EITHER

Irshaad Davis led Alabama State in tackles with 41 on the season including 31 solo stops. He recorded a pair of tackles for loss and 0.5 sacks on the season, while he also finished with one interception, three pass breakups and a quarterback hurry from his safety position. Davis finished fourth in the conference in tackles and 20th in passes defended on

the season, while he also finished 14th in the nation in solo tackles and 58th in total tackles.

Naytron Culpepper finished the year with 15 tackles, including nine solo stops. He also finished the year with a pair of tackles for loss from his cornerback position and finished the year with four pass breakups. Culpepper also finished 19th in the conference in pass breakups this spring.

Throw in the likes of freshmen **Rodney Echols** and **James Burgess** who were thrown into action in the spring, the return of **Keenan Isaac** from injury, and **Jacquez Payton** transferring in from Jacksonville State and the secondary has some weapons.

SOMETHING ABOUT A GUY NAMED BUBBA IN ALABAMA ON THE FOOTBALL FIELD

Those were the words uttered about **Colton Adams**, better known by one name - Bubba, at SWAC Media Days during the summer. The redshirt freshmen has been injured the better part of his first two years, but has still made an impact. He will do so in his third different number this season.

Adams will don the number 1, alongside receiver **Jeremiah Hixon**. Last season, in just two games, Adams finished as the team's fourth-leading tackler in the spring with 18. He recorded a season-high 11 against Southern in the season opener.

ONE OF THE BEST IN THE LEAGUE ON DEFENSE

Alabama State finished the year holding teams to 24.2 points per game, which was good for a top-five finish in the SWAC. They also held teams to 140.8 yards rushing per game and just 184.8 yards passing per game. The Hornets also forced 11 turnovers, including five interceptions.

OGLETREE SILENTLY PUTTING UP NUMBERS FOR ALABAMA STATE

Andrew Ogletree has silently put up big numbers for Alabama State since the beginning of his career. Last season in five games, he finished the year with 2.5 sacks and five tackles for loss, while also racking up 15 tackles from his defensive line position.

HORNETS IN NCAA RANKINGS

BUBBA ADAMS	NCAA	SWAC	VALUE
Forced Fumbles	9	5	.50

IRSHAAD DAVIS	NCAA	SWAC	VALUE
Solo Tackles	14	3	6.2
Total Tackles	58	5	8.2

RODNEY ECHOLS	NCAA	SWAC	VALUE
Fumbles Recovered	43	5	1
Passes Defended	41	7	1.0

JAQUAN FOOTE	NCAA	SWAC	VALUE
Fumbles Recovered	43	5	1

AUBREY GRACE	NCAA	SWAC	VALUE
Punting	24	1	41.1

EZRA GRAY	NCAA	SWAC	VALUE
All-Purpose	13	2	128.00
Combined Kick Returns	54	3	185
Kickoff Returns	47	5	18.5
Rush Yards per Carry	37	4	5.19
Rushing TDs	71	5	3
Rushing Yards	42	1	436
Rushing Yards per Game	16	1	87.2

JEREMIAH HIXON	NCAA	SWAC	VALUE
Receiving TDs	56	6	3
Receiving Yards per game	78	8	58.5
Yards per Reception	30	5	18.00

RYAN NETTLES	NCAA	SWAC	VALUE
Completion Percentage	33	3	.590
Completions Per Game	31	3	17.00
Passing Efficiency	45	6	123.9
Passing TDs	32	4	8
Passing Yards	43	4	917
Passing Yards per game	45	5	183.4
Passing Yards per Completion	62	7	10.79
Points Responsible For	63	4	54
Points Responsible For Per Game	42	4	10.8
Total Offense	45	5	205.4
Yards per Pass Attempt	52	7	6.37

ANDREW OGLETREE	NCAA	SWAC	VALUE
Sacks	75	9	.50
Tackles For Loss	83	12	1.0

CAMERON RAMPERSAUD	NCAA	SWAC	VALUE
Fumbles Recovered	43	5	1

KARSTEN THREATT	NCAA	SWAC	VALUE
Fumbles Recovered	43	5	1

BRYAN WEST	NCAA	SWAC	VALUE
Punt Returns	8	3	11.4

THE HILL-ELEY FILE

Born	July 29, 1969
Hometown	Suffolk, Va.
Wife	Kelley
Children	Ayinde and Jacob

COACHING HISTORY

Year	School	Position
1991	Virginia Union	student assistant
1992-93	Hampton	graduate assistant
1994-95	Baltimore Stallions (CFL)	assistant
1996-97	Toronto Argonauts	volunteer
1997-00	Hampton	offensive coordinator
2001	Morgan State	offensive coordinator
2002-13	Morgan State	head coach
2014	Norfolk State	assistant coach
2015-17	Alabama State	associate head coach
2017	Alabama State	interim head coach
2018-	Alabama State,	head coach

RECORD AGAINST OPPONENTS

Akron	0-2
Alabama A&M	1-1
Alcorn State	0-1
Army	0-1
Auburn	0-1
Bethune-Cookman	5-7
Bowie State	3-1
Bowling Green	0-1
Buffalo	0-1
Delaware State	7-5
Edward Waters	1-0
Florida A&M	3-6
Gardner-Webb	0-2
Grambling State	0-2
Hampton	4-8
Howard	10-2
Jackson State	1-1
Kennesaw State	0-1
Liberty	0-1
Maine	0-1
Maryland	0-1
Mississippi Valley State	2-0
Monmouth	1-1
Morris Brown	1-0
Norfolk State	3-9
North Carolina A&T	10-3
North Carolina Central	3-1
North Dakota State	0-1
Prairie View A&M	0-1
Robert Morris	1-1
Rutgers	0-1
Sacred Heart	1-0
San Jose State	0-1
Savannah State	4-0
South Alabama	0-1
South Carolina State	2-9
Texas Southern	3-0
Towson	2-6
Tuskegee	0-1
Western Kentucky	0-1
Winston-Salem State	2-1



HEAD COACH DONALD HILL-ELEY

Donald Hill-Eley is in his seventh season at Alabama State University, and his fifth in the lead role after he was named the Head Football Coach of the program on December 7 following a stint as the Interim Head Coach.

Eley was named to the Interim role on October 6, 2017 after an 0-5 start to the season, and guided the Hornets to five wins in their final six games including a victory in the Magic City Classic over Alabama A&M and a pair of wins on opponents' homecoming weekends. He also guided the Hornets to four road wins to close the season, all in conference play.

Through four seasons as the head coach at Alabama State, Eley has posted a 17-17 record, including a 3-3 record during the COVID-19 pandemic in the spring of 2021. During his time at Alabama State, Eley has seen growth inside the program with several all-conference selections and the first-ever first round pick in the NFL Draft, Tytus Howard - the 23rd overall pick of the Houston Texans.

He came to Alabama State after a one-year stint as wide receivers coach at Norfolk State, and was responsible tight ends and special teams.

After Eley took over the Hornets, the team finished atop the Southwestern Athletic Conference (SWAC) in both scoring defense and total defense. The Hornets allowed 18.0 points per game and allowed opposing teams 303.5 yards per game of total offense. The defense held opponents to just 155.64 yards through the air.

The long-time Mid-Eastern Athletic Conference (MEAC) coach spent 13 seasons

at Morgan State (2001-13). After his first season as offensive coordinator, Eley spent the final 12 as head coach and was named 2002 MEAC Coach of the year. His 59 wins rank third all-time in Bears' history. He spent four seasons at Hampton (1997-2000) as offensive coordinator and pro liaison, helping the Pirates win an HBCU National Championship, two MEAC titles, and the 1999 Heritage Bowl.

Eley spent four seasons in professional football in the Canadian Football League, first with the Baltimore Stallions (1994-95) as receivers coach before two seasons with the Toronto Argonauts as a guest coach (1996-97). Hill was on the staff of three straight Grey Cup championship teams (1995-97) during his time in the CFL.


After graduating from Virginia Union, he entered the coaching ranks at his alma mater in 1991 before becoming a graduate assistant at Hampton in 1992, where he received his master's in counseling in 1995. He is presently completing his Ph.D. at Morgan State.

THE ELEY WORKSHEET (HEAD COACH)

Year	School	Overall Record	Conf Record	Finish
2002	Morgan State	7-5	5-3	4th
2003	Morgan State	6-5	4-3	5th
2004	Morgan State	5-6	3-4	6th
2005	Morgan State	2-9	1-7	9th
2006	Morgan State	5-6	4-4	6th
2007	Morgan State	5-6	4-5	6th
2008	Morgan State	6-6	1-3	6th
2009	Morgan State	6-5	4-4	4th
2010	Morgan State	4-7	3-5	5th
2011	Morgan State	5-6	4-4	7th
2012	Morgan State	3-8	2-6	10th
2013	Morgan State	5-7	5-3	3rd
2017	Alabama State	5-1	4-1	2nd
2018	Alabama State	4-7	2-4	4th
2019	Alabama State	5-6	4-3	3rd
2021	Alabama State	3-3	3-2	2nd
Totals	16 seasons	76-94	54-61	
	Morgan State (12)	59-76	40-51	
	Alabama State (4)	17-17	14-10	



ASU STADIUM

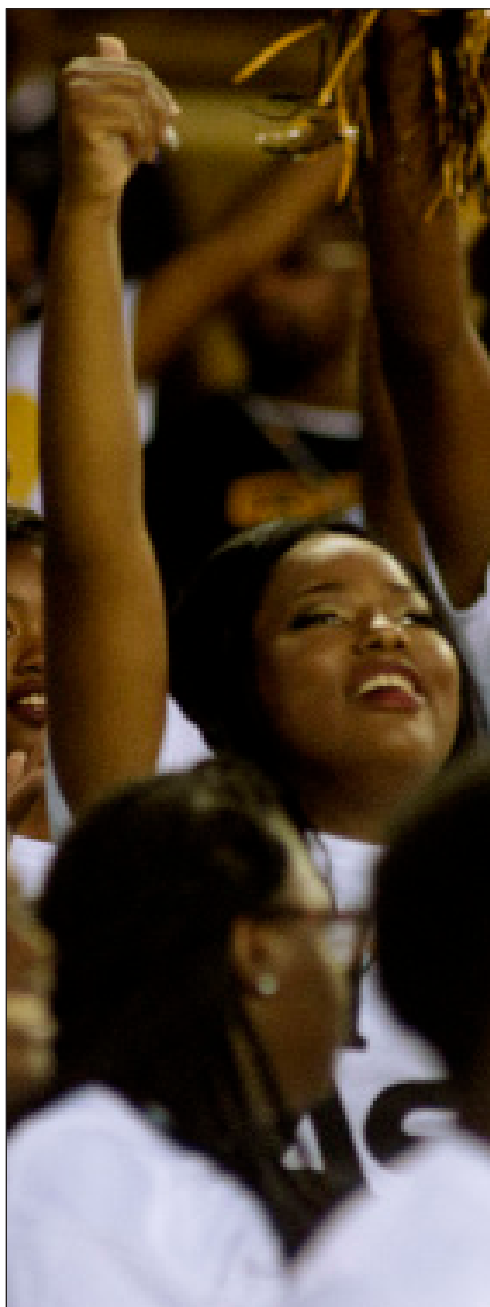


SINGLE GAME ATTENDANCE

Rk	Attend	Opponent	Date
1	27,828	Tuskegee	9/7/19
2	27,500	Tuskegee	11/22/12
3	26,222	Tuskegee	9/1/18
4	25,442	Tuskegee	9/2/17
5	20,703	Jacksonville St.	8/31/13
6	18,972	Miles	11/24/16
7	17,560	Jackson State	11/8/14
8	17,309	Grambling State	9/21/19
9	15,887	Kennesaw State	9/14/19
10	15,725	Tennessee St.	9/6/14
11	15,553	Alcorn State	10/5/17
12	15,322	Edward Waters	11/23/17
13	15,252	PVAMU	11/28/19
14	15,201	Miles	11/21/15
15	15,143	Southern	11/9/13
16	14,428	Jackson State	11/10/18
17	14,396	Stillman	11/28/13
18	13,825	MVSU	9/13/14
19	13,156	Stillman	11/22/14
20	12,721	Alcorn State	10/5/19

STADIUM QUICK FACTS

Opened	November 22, 2012
First Game	Tuskegee
Result	L, 25-27
Record	21-19
Surface	Astro-Turf
Capacity	26,500



STADIUM INFORMATION

ASU Stadium on the campus of Alabama State University in Montgomery, Alabama is a 26,500-seat stadium that replaces the Cramton Bowl as the host venue for the Alabama State Hornets football team. The first game in the New ASU Stadium was the 89th Turkey Day Classic on November 22, 2012 in which the Hornets hosted the Tuskegee Golden Tigers. The game was a sell-out and was televised nationally on ESPN.

The stadium's current capacity sits at 26,500 but the project was designed to allow for future expansion that can expand the capacity to 55,000.

The stadium also holds a restaurant and retail space which welcome visitors to the stadium and area 365 days a year.



CAREER STARTS

OFFENSIVE LINE	TOTAL	STREAK
Robert Alston	5	5
Josh Anjorin	3	3
Samuel Blackshear	6	5
Charlie Maxwell	6	5
Taurrian Stafford	2	
Travon Taylor	5	5

RUNNING BACKS	TOTAL	STREAK
Ezra Gray	27	12

QUARTERBACKS	TOTAL	STREAK
Ryan Nettles	5	5

WIDE RECEIVERS	TOTAL	STREAK
Wallace Corker	10	1
Jeremiah Hixon	16	5

TIGHT ENDS	TOTAL	STREAK
Terrance Ellis	6	5

DEFENSIVE LINE	TOTAL	STREAK
J'Lan Carson	8	
Christian Clark	34	16
Brandon Gaddy	2	
Andrew Ogletree	15	13
Cameron Rampersaud	10	
Randall Smith	3	
Romello Tarver		

LINEBACKER	TOTAL	STREAK
Colton Adams	5	2
Austin Brundidge	6	5
Jaquan Foote	1	1
Jake Howard	2	1
Nicholas Terry	20	16
Devonte Webster	1	1

DEFENSIVE BACK	TOTAL	STREAK
James Burgess	2	
Naytron Culpepper	16	16
Irshaad Davis	12	12
Rodney Echols	4	4
Keenan Isaac	16	
Kimar Martin	5	
Daniel Troutman	2	

WEEK ONE DEPTH CHART

OFFENSE

LT	73	Travon Taylor (6-4, 287, R-Fr.)	62	Dominic Boyd (6-4, 250, Fr.)	
LG	69	Keeundra Salter (6-3, 278, Fr.)	63	Robert Alston (6-3, 312, Fr.)	
C	71	Charlie Maxwell (6-4, 275, R-So.)	65	Juwan Hayes (6-2, 300, R-Fr.)	
RG	60	Josh Anjorin (6-3, 294, R-Fr.)	66	Taurrian Stafford (6-5, 366, R-So.)	
RT	62	Dominic Boyd (6-4, 250, Fr.)	76	Jimmie Jenkins (6-4, 271, R-Fr.)	
QB	13	Ryan Nettles (6-4, 198, R-Fr.)	7	Myles Crawley (6-4, 214, Fr.)	12 Joe Owens, Jr. (6-4, 191, Fr.)
RB	20	Ezra Gray (5-9, 171, Sr.)	2	Jacory Merritt (5-11, 184, R-Fr.)	
TE	83	Terrance Ellis (6-4, 231, R-So.)	11	Abdou Diop (6-3, 220, Jr.)	
X	84	Wallace Corker (6-4, 176, R-Jr.)	81	Kisean Johnson (6-2, 204, Fr.)	
H	1	Jeremiah Hixon (5-11, 165, R-So.)	9	Josh Knight (5-10, 181, Jr.)	
Z	6	Keron Jones (5-10, 166, R-Fr.)	82	Tevin Sharpe (5-10, 179, R-So.)	

DEFENSE

DE	98	Joshua Long (6-2, 235, Sr.)	49	Stefon Young-Rolle (6-3, 230, Fr.)
NT	92	Andrew Ogletree (6-4, 285, R-So.)	93	KLJ Stokes (6-3, 280, Jr.)
NG	94	Christian Clark (6-1, 363, Sr.)	99	Brandon Gaddy (6-3, 270, R-Jr.)
JK	16	Nicholas Terry (6-4, 245, Sr.)	52	Austin Brundidge (5-11, 230, R-Jr.)
ST	6	Rodney Echols (5-10, 172, Fr.)	25	Kimar Martin (5-9, 178, R-Sr.)
MLB	1	Colton Adams (6-2, 230, R-Fr.)	58	Darius Whitehurst (6-0, 227, Sr.)
OLB	41	Devonte Webster (6-1, 203, So.)	46	Jake Howard (6-1, 214, R-Fr.)
CB	4	Jacquez Payton (6-1, 175, R-Jr.)	27	James Burgess (6-3, 168, Fr.)
FS	0	Irshaad Davis (5-9, 182, So.)	35	Jeffrey Scott (5-10, 190, Jr.)
SS	3	Alondras Strong (5-11, 172, R-So.)	33	Nolan Johnson (6-2, 220, Fr.)
CB	10	Keenan Isaac (6-3, 187, Jr.)	25	Kimar Martin (5-9, 178, R-Sr.)

SPECIAL TEAMS

LS	54	Luke Barnes (6-1, 214, Sr.)	1	Colton Adams (6-2, 230, R-Fr.)
PK	53	Hunter Hanson (5-9, 182, So.)	21	Cosmin Diaconu (5-9, 170, So.)
P	39	Aubrey Grace (6-0, 166, Fr.)	53	Hunter Hanson (5-9, 182, So.)
H	39	Aubrey Grace (6-0, 166, Fr.)		
KO	21	Cosmin Diaconu (5-9, 170, So.)	53	Hunter Hanson (5-9, 182, So.)
KR	20	Ezra Gray (5-9, 171, Sr.)	2	Jacory Merritt (5-11, 184, R-Fr.)
PR	8	Bryan West (5-10, 140, R-So.)		

PRONUNCIATION GUIDE

Abraham ADESIPE	Ah-duh-sip-E
Josh ANJORIN	Ann-joor-inn
VAMIR Cadet	Vuh-meer
Cosmin DIACONU	Dee-uh-cone-U
ABDOU DIOP	Ab-do Dee-op
BREYON Gaddy	Bree-ahn
AWYSUM Harris	Awesome
RHOODY JEAN-LOUIS	Rudy Jahn-Lew-ess
KEEUNDRA Salter	Key-uhn-druh

NUMERICAL ROSTER

NO	PLAYER	POS	HT	WT	YR	HOMETOWN / HIGH SCHOOL / PREVIOUS SCHOOL
0	Irshaad Davis	DB	5-9	182	So.	Opa Locka, Fla. / Carol City HS
1	Colton Adams	LB	6-2	230	R-Fr.	Wetumpka, Ala. / Wetumpka HS
1	Jeremiah Hixon	WR	5-11	165	R-So.	Spanish Fort, Ala. / Spanish Fort HS
2	Jacory Merritt	RB	5-11	184	R-Fr.	Montgomery, Ala. / Sidney Lanier HS
3	Alondras Strong	DB	5-11	172	R-So.	Hazel Green, Ala. / Hazel Green HS / UAB
4	Dante Norris	RB	6-0	225	So.	Warrensville, Ohio / Warrensville Heights HS
4	Jacquez Payton	DB	6-1	175	R-Jr.	Georgiana, Ala. / Georgiana HS / Jacksonville State
5	Naytron Culpepper	DB	6-1	198	So.	Miami, Fla. / South Florida / Carol City HS
6	Rodney Echols	DB	5-10	172	Fr.	Orlando, Fla. / Jones HS
6	Keron Jones	WR	5-10	166	R-Fr.	Oxon Hill, Md. / Potomac HS
7	Myles Crawley	QB	6-4	214	Fr.	Tucker, Ga. / Tucker HS
8	Bryan West	WR	5-10	140	R-So.	Cleveland Heights, Ohio / Glenville HS
9	Joshua Knight	WR	5-10	181	Jr.	Montgomery, Ala. / Park Crossing HS
10	Keenan Isaac	DB	6-3	187	Jr.	Midfield, Ala. / Midfield HS
11	Abdou Diop	TE	6-3	220	Jr.	Harlem, N.Y. / Cardinal Hays HS / ASA Brooklyn
12	Joe Owens, Jr.	QB	6-4	191	Fr.	Piedmont, S.C. / Wren HS
13	Ryan Nettles	QB	6-4	198	R-Fr.	Evergreen, Ala. / Hillcrest HS
14	Grantis Poole	WR	5-9	177	R-Fr.	Hollywood, Fla. / Chaminade-Madonna HS
16	Nicholas Terry	LB	6-4	245	Sr.	Youngstown, Ohio / Fort Union Military Academy
17	Daniel Troutman	DB	6-0	201	R-Jr.	Atlanta, Ga. / Mays HS
18	Brandon McDuffie	WR	6-2	202	So.	San Antonio, Texas / Claudia Taylor Johnson / Cisco
20	Ezra Gray	RB	5-9	171	Sr.	Lynn Haven, Fla. / Mosley HS
21	Cosmin Diaconu	P/K	5-9	170	So.	Prattville, Ala. / Autauga Academy / Troy
22	Robert Rivers	RB	5-11	206	So.	Ocala, Fla. / Trinity Catholic HS / Mississippi State
23	BJ Crim	DB	6-1	200	R-So.	Ocala, Fla. / Vanguard HS / WKU
25	Kimar Martin	DB	5-9	178	R-Sr.	Deerfield Beach, Fla. / Deerfield Beach HS
26	Trevor Robinson	DB	6-1	180	Fr.	Montgomery, Ala. / Park Crossing HS
27	James Burgess	DB	6-3	168	Fr.	Center Point, Ala. / Huffman HS
28	Xavius Mitchell	DB	5-9	160	R-So.	Lithonia, Ga. / Arabia Mountain HS
30	Claudio Quintanilla	K	5-10	197	R-So.	Atlanta, Ga. / Tri-Cities HS
32	Anthony Scott	DL	6-4	220	So.	Montgomery, Ala. / GW Carver HS / NE Mississippi CC
33	Nolan Johnson	DB	6-2	220	Fr.	Tyrone, Ga. / Sandy Creek HS
34	Jared Daniels	RB	5-9	187	R-Jr.	Oglethorpe, Ga. / Macon County HS / GA Southern
35	Jeffrey Scott	DB	5-10	190	Jr.	Vicksburg, Miss. / Vicksbug HS
36	Dontrey Manley	RB	5-10	192	R-So.	Union Springs, Ala. / Bullock County HS
37	Jaquan Foote	LB	6-0	218	R-Fr.	Opelika, Ala. / Opelika HS / Austin Peay
38	Dimon Stewart	DB	6-0	185	R-Fr.	Fort Lauderdale, Fla. / Cardinal Gibbons HS
39	Aubrey Grace	P/K	6-0	166	Fr.	Pike Road, Ala. / Pike Road HS
40	Dylan Creech	LB	6-0	224	Fr.	Geneva, Ala. / Geneva HS
41	Devonte Webster	LB	6-1	203	R-So.	Columbus, Ga. / Spencer HS
42	Karsten Threatt	LB	6-1	220	Fr.	Midfield, Ala. / Midfield HS
43	Devin Delaine	DB	6-1	209	Fr.	Hampton, Ga. / Dutchtown HS
44	Rhody Jean-Louis	LB	6-1	205	Fr.	Miami, Fla. / Miami Central HS
45	Cameron Rampersaud	DL	6-4	228	R-Sr.	Kissimmee, Fla. / Liberty HS / ND St Coll of Sciences
46	Jake Howard	LB	6-1	214	R-Fr.	Prattville, Ala. / Prattville HS
47	Bryce Webster	DB	6-1	198	R-So.	Columbus, Ga. / Spencer HS
49	Stefon Young-Rolle	DL	6-3	230	Fr.	Wellington, Fla. / Miami Central HS
50	Awysum Harris	LB	6-4	233	Fr.	Decatur, Ala. / Austin HS
52	Austin Brundidge	OL	5-11	230	R-Jr.	Birmingham, Ala. / Ramsay HS / Presbyterian
53	Hunter Hanson	K	5-9	182	Sr.	Montgomery, Ala. / Alabama Christian Academy
54	Luke Barnes	LS	6-1	214	Sr.	Tempe, Ariz. / Marcos de Niza HS / Mesa CC
55	Samuel Blackshear	OL	6-1	257	R-Fr.	Montgomery, Ala. / Sidney Lanier HS
56	Malik Washington	LB	6-2	230	Fr.	Kennesaw, Ga. / North Cobb HS
57	Tregwan Thomas	LB	6-1	215	Fr.	Orlando, Fla. / Jones HS
58	Darius Whitehurst	LB	6-0	227	Gr.	Norfolk, Va. / Bishop Sullivan HS / Virginia Union
59	Abraham Adesipe	LB	6-3	198	R-Jr.	Houston, Texas / Alief Taylor HS
60	Josh Anjorin	OL	6-3	294	R-Fr.	Douglasville, Ga. / New Manchester HS
62	Dominic Boyd	OL	6-4	250	Fr.	Tucker, Ga. / Tucker HS
63	Robert Alston	OL	6-3	312	R-Fr.	Linden, Ala. / Linden HS
65	Juwan Hayes	OL	6-2	300	R-Fr.	Columbia, S.C. / Heathwood Hall Episcopal HS
66	Taurrian Stafford	OL	6-5	366	R-So.	Miami Beach, Fla. / Miami Central HS
67	Kyler Akins	OL	6-3	275	Fr.	Locust Grove, Ala. / Locust Grove HS
68	Jaheim Shannon	OL	6-4	330	Fr.	West Palm Beach, Fla. / Cardinal Newman HS
69	Keeundra Salter	OL	6-3	278	Fr.	Montgomery, Ala. / Robert E. Lee HS
71	Charlie Maxwell	OL	6-4	275	R-So.	Florence, Ala. / Florence HS

ALPHABETICAL ROSTER

NO	NAME	POS
1	Colton Adams	LB
59	Abraham Adesipe	LB
67	Kyle Akins	OL
63	Robert Alston	OL
60	Josh Anjorin	OL
54	Luke Barnes	LS
55	Samuel Blackshear	OL
62	Dominic Boyd	OL
	Canaan Brant	RB
95	Janil Brown	DL
52	Austin Brundidge	LB
27	James Burgess	DB
86	Vamir Cadet	RB
96	J'LaN Carson	DL
	Devin Chambliss	DL
96	Christian Clark	DL
84	Wallace Corker	WR
7	Myles Crawley	QB
40	Dylan Creech	LB
23	BJ Crim	DB
5	Naytron Culpepper	DB
	DeMarkus Cunningham	LB
34	Jared Daniels	RB
0	Irshaad Davis	DB
43	Devin Delaine	DB
21	Cosmin Diaconu	P/K
11	Abdou Diop	TE
	Akeem Dixon	RB
6	Rodney Echols	DB
89	Kevin Ellis	LB
83	Terrance Ellis	TE
	Jeffrey Flowers	LB
37	Jaquan Foote	LB
99	Brandon Gaddy	DL
72	Breyon Gaddy	OL
	Austin Gavin	DB
	Jamaal Gelsey	LB
39	Aubrey Grace	P/K
20	Ezra Gray	RB
	Ta'Ron Greenwood	DB
	Geronda Hall	DB
53	Hunter Hanson	K
50	Awysum Harris	LB
65	Juwan Hayes	OL
1	Jeremiah Hixon	WR
46	Jake Howard	LB
10	Keenan Isaac	DB
44	Rhody Jean-Louis	LB
76	Jimmie Jenkins	OL
80	Kambree Johnson	WR
81	Kisean Johnson	WR
33	Nolan Johnson	DB
	DJ Jones	QB
6	Keron Jones	WR
9	Joshua Knight	WR
97	Christian Lee	LB
98	Joshua Long	DL
78	Jalik Malone	DL
36	Dontrey Manley	RB
25	Kimar Martin	DB
71	Charlie Maxwell	OL
88	E'Shawn Mayes	TE
	Christian McDowell	DB
18	Brandon McDuffie	WR
87	Robert McMin	WR

NUMERICAL ROSTER

NO	PLAYER	POS	HT	WT	YR	HOMETOWN / HIGH SCHOOL / PREVIOUS SCHOOL
72	Breyon Gaddy	OL	6-3	348	R-Jr.	Virginia Beach, Va. / Bishop Sullivan HS / Maryland
73	Travon Taylor	OL	6-4	287	R-Fr.	Miami, Fla. / Miami Central HS
76	Jimmie Jenkins	OL	6-4	271	R-Fr.	Cleveland, Ohio / Glenville HS
77	Randall Smith	DL	6-4	255	Sr.	Panama City, Fla. / Rutherford HS
78	Jalik Malone	DL	6-1	300	Fr.	Decatur, Ala. / Austin HS
79	Herbert Parham	OL	5-11	373	R-So.	Edgewood, Md. / Edgewood HS
80	Kambree Johnson	WR	5-11	164	Fr.	Birmingham, Ala. / Parker HS
81	Kisean Johnson	WR	6-2	204	Fr.	Birmingham, Ala. / Ramsay HS
82	Tevin Sharp	WR	5-10	179	R-So.	Selma, Ala. / Autauga Academy / UAB
83	Terrance Ellis II	TE	6-4	231	R-So.	Stockbridge, Ga. / Woodland HS
84	Wallace Corker	WR	6-4	176	R-Jr.	Stockbridge, Ga. / Woodland HS
85	Dre'lin Potts	WR	6-4	193	So.	Hogansville, Ga. / Callaway HS
86	Vamir Cadet	RB	5-10	179	Fr.	Hollywood, Fla. / McArthur HS
87	Robert McMinn	WR	5-11	170	Fr.	Hollywood, Fla. / Miami Central HS
88	E'Shawn Mayes	TE	6-3	231	Fr.	Hephzibah, Ga. / Hephzibah HS
89	Kevin Ellis	LB	6-2	230	Fr.	Stockbridge, Ga. / Woodlands HS
90	Romello Tarver	DL	6-3	314	So.	Montgomery, Ala. / Park Crossing HS
92	Andrew Ogletree	DL	6-4	285	R-So.	Columbus, Ga. / Carver HS
93	KJ Stokes	DL	6-3	280	Jr.	Millbrook, Ala. / Stanhope Elmore HS / Purdue
94	Christian Clark	DL	6-1	363	R-Sr.	Cleveland, Ohio / Glenville HS
95	Janil Brown	DL	6-3	327	Jr.	West Palm Beach, Fla. / Garden City CC
96	J'Lan Carson	DL	5-11	284	R-Sr.	Phenix City, Ala. / Central HS
97	Christian Lee	LB	6-3	235	Fr.	Palm Beach Gardens, Fla. / Dwyer HS
98	Joshua Long	DL	6-2	235	Sr.	Columbus, Ga. / Brookstone HS / Samford
99	Brandon Gaddy	DL	6-3	270	R-Jr.	Virginia Beach, Va. / Maryland
	Canaan Brant	RB	5-9	185	Fr.	Atlanta, Ga. / Grady HS
	Devin Chambliss	DL	6-0	241	R-Fr.	Suffolk, Va. / King's Fork HS
	DeMarkus Cunningham	LB	6-2	214	Fr.	Bessemer, Ala. / Bessemer City HS
	Akeem Dixon	RB	6-0	235	R-Fr.	Vero Beach, Fla. / Vero Beach HS / Syracuse
	Jeffrey Flowers	DB	6-2	213	R-Fr.	Montgomery, Ala. / Alabama Christian Academy
	Austin Gavin	RB	5-8	171	R-Fr.	Montgomery, Ala. / Saint James HS / Troy
	Jamaal Gelsey	LB	6-0	230	Fr.	Jacksonville, Fla. / First Coast HS
	Ta'Ron Greenwood	DB	6-3	167	R-Fr.	Huntsville, Ala. / Mae Jemison HS
	Geronda Hall	DB	5-10	180	Jr.	Atlanta, Ga. / KIPP / Old Dominion
	Demosthenes Jones	QB	6-2	195	Jr.	Jackson, Miss. / Florence HS / Hinds CC
	Christian McDowell	DB	5-11	163	R-Fr.	Edgewood, Md. / Edgewood HS
	Dai'sean Stevens	DB	5-11	175	Fr.	Miami, Fla. / IMG Academy
	Gamal Wallace	DL	6-1	215	Fr.	Norman Park, Ga. / Colquitt County HS
	Keyshawn Winder	DB	6-1	185	Fr.	Wellington, Fla. / Palm Beach Central HS
	Nicholas Wright	QB	6-1	232	Fr.	Ocoee, Fla. / Ocoee HS / Mount Union

ALPHABETICAL ROSTER

NO	NAME	POS
2	Jacory Merritt	RB
28	Xavius Mitchell	DB
13	Ryan Nettles	QB
4	Dante Norris	RB
92	Andrew Ogletree	DL
12	Joe Owens, Jr.	QB
79	Herbert Parham	OL
4	Jacquez Payton	DB
14	Grantis Poole	WR
85	Dre'lin Potts	WR
30	Claudio Quintanilla	K/P
45	Cameron Rampersaud	DL
22	Robert Rivers	RB
26	Trevor Robinson	DB
69	Keeundra Salter	DL
32	Anthony Scott	DL
	Jeffrey Scott	DB
68	Jaheim Shannon	OL
82	Tevin Sharpe	WR
77	Randall Smith	DL
66	Taurrian Stafford	OL
	Dai'sean Stevens	DB
38	Di'mon Stewart	DB
93	KJ Stokes	DL
3	Alondras Stong	DB
90	Romello Tarver	DL
73	Travon Taylor	OL
16	Nicholas Terry	LB
57	Tregwan Thomas	LB
42	Karsten Threatt	LB
17	Daniel Troutman	DB
	Gamal Wallace	DL
56	Malik Washington	LB
47	Bryce Webster	DB
41	Devonte Webster	LB
8	Bryan West	WR
58	Darius Whitehurst	LB
	Keyshawn Winder	DB
	Nicholas Wright	QB
49	Stefon Young-Rolle	DL

SCHEDULE / RESULTS

2021 SPRING SCHEDULE / RESULTS				3-3 (3-2 SWAC)
DATE	OPPONENT	W / L	SCORE	ATT
Feb. 26	Southern	L	21-24	5,654
Mar. 6	Alcorn State*	W	2-0 (forfeit)	
Mar. 20	Jackson State*	W	35-28	5,908
Apr. 3	South Carolina State	L	7-14	4,387
Apr. 10	Mississippi Valley State*	W	42-17	4,767
Apr. 17	vs. Alabama A&M*	L	14-38	14,980

TEAM STATISTICS

TEAM STATISTICS		
	Alabama State	Opponents
SCORING	119	121
Points Per Game	23.8	24.2
FIRST DOWNS	102	91
Rushing	40	37
Passing	51	42
Penalty	11	12
RUSHING YARDAGE	768	704
Yards gained rushing	905	878
Yards lost rushing	137	174
Rushing Attempts	184	188
Average Per Rush	4.2	3.7
Average Per Game	153.6	140.8
TDs Rushing	8	7
PASSING YARDAGE	1011	924
Comp-Att-Int	178-100-6	160-79-5
Average Per Pass	5.68	5.78
Average Per Game	202.2	184.8
TDs Passing	9	7
TOTAL OFFENSE	1779	1628
Total Plays	362	348
Average Per Play	4.9	4.7
Average Per Game	355.8	325.6
Touchdowns	17	15
RETURNS		
Kickoff: Average	17.0	18.35
Kickoff: Total	16-272	17-312
Punt: Average	7.38	11.9
Punt: Total	8-59	10-119
Interception: Average	4.2	9.67
Interception: Total	5-21	6-58
KICKING		
Punt: Avg. Yards Per Game	39.47	37.93
Punt: Net Average	33.50	34.52
Punt: Total Yards	30-1184	29-1100
FG: Good-Attempts	0-5	5-6
Onside Kicks	0-0	0-0
PENALTIES		
Avg. Per Game (YDS)	71.00	75.40
Total Yards	39-355	39-377
TIME OF POSSESSION		
Avg. Per Game	30:21	29:28
Total	02:31:46	02:27:22
MISCELLANEOUS		
3rd Down Conversions	24-71	23-73
3rd Down Conversion Percentage	33.80	31.51
4th Down Conversion	5-9	1-6
4th Down Conversion Percentage	55.56	16.67
Fumbles-Lost	6-5	10-6
Sacks-Yards Lost	11-69	11-75
Misc. Yards	0	0
Red Zone: Attempts-Scores	12-17	13-18
Red Zone: Touchdowns	12-17	10-18

INDIVIDUAL STATISTICS

SCORE BY QUARTERS									
			1ST	2ND	3RD	4TH	OT		TOTAL
Alabama State			14	35	21	49	-		119
Opponents			31	16	43	31	-		121
RUSHING									
	G	ATT	GAIN	LOSS	NET	AVG	TD	LG	YPG
Gray, Ezra	5	84	465	29	436	5.2	3	50	87.20
Merritt, Jacory	5	43	168	4	164	3.8	2	14	32.80
Nettles, Ryan	5	36	186	76	110	3.1	1	53	22.00
Daniels, Jared	4	6	31	0	31	5.2	0	9	7.75
Rivers, Robert	5	4	13	0	13	3.3	1	5	2.60
Jones, Keron	2	1	10	0	10	10.0	0	10	5.00
Scott, Chris	3	5	19	10	9	1.8	0	9	3.00
Crawley, Myles	2	3	7	0	7	2.3	1	4	3.50
Poole, Grantis	5	1	6	0	6	6.0	0	6	1.20
Team	3	1	0	18	-18	-18.0	0	0	-6.00
TOTAL	5	184	905	137	768	4.2	8	53	153.60
Opponents	5	188	878	174	704	3.7	7	48	140.80
PASSING									
	G	EFF	C-A-I	PCT	YDS	TD	LG	AVG	
Nettles, Ryan	5	123.91	85-144-5	59.03%	917	8	59	183.40	
Scott, Chris	3	74.54	14-32-1	43.75%	98	1	14	32.67	
Team	3	0.00	0-1-0	0.0%	0	0	0	0.00	
Crawley, Myles	2	66.40	1-1-0	100.0%	-4	0	0	-2.00	
TOTAL	5	113.83	100-178-6	56.18%	1011	9	59	202.20	
Opponents	5	106.07	79-160-5	49.38%	924	7	59	184.80	
RECEIVING									
	G	NO	YDS	AVG	TD	LG	AVG		
Jefferson, Michael	5	24	234	9.75	2	31	46.80		
Booker, Jahod	5	18	252	14.00	2	43	50.40		
Hixon, Jeremiah	5	13	234	18.00	3	35	46.80		
Ellis, Terrance	5	12	77	6.42	0	19	15.40		
Gray, Ezra	5	10	19	1.90	0	10	3.80		
Corker, Wallace	5	6	101	16.83	2	59	20.20		
Poole, Grantis	5	6	36	6.00	0	15	7.20		
Diop, Abdou	3	5	32	6.40	0	11	10.67		
Merritt, Jacory	5	4	21	5.25	0	14	4.20		
Daniels, Jared	4	1	9	9.00	0	9	2.25		
West, Bryan	4	1	-4	-4.00	0	0	-1.00		
TOTAL	5	100	1011	10.11	9	59	202.20		
Opponents	5	79	924	11.70	7	59	184.80		

INDIVIDUAL STATISTICS

TOTAL OFFENSE						
	G	PLAYS	RUSH	PASS	TOTAL	AVG/G
Nettles, Ryan	5	180	110	917	1027	205.40
Gray, Ezra	5	84	436	0	436	87.20
Merritt, Jacory	5	43	164	0	164	32.80
Scott, Chris	3	37	9	98	107	35.67
Daniels, Jared	4	6	31	0	31	7.75
Rivers, Robert	5	4	13	0	13	2.60
Jones, Keron	2	1	10	0	10	5.00
Poole, Grantis	5	1	6	0	6	1.20
Crawley, Myles	2	4	7	-4	3	1.50
Team	3	2	-18	0	-18	-6.00
TOTAL	5	362	767	1011	1779	355.80
Opponents	5	348	704	924	1628	325.60

SCORING									
	TD	FG	PAT	RUSH	RCV	PASS	DXP	SAF	PTS
Gray, Ezra	3	-	-	-	-	-	-	-	18
Hixon, Jeremiah	3	-	-	-	-	-	-	-	18
Hanson, Hunter	-	-	17	-	-	-	-	-	17
Booker, Jahod	2	-	-	-	-	-	-	-	12
Corker, Wallace	2	-	-	-	-	-	-	-	12
Jefferson, Michael	2	-	-	-	-	-	-	-	12
Merritt, Jacory	2	-	-	-	-	-	-	-	12
Crawley, Myles	1	-	-	-	-	-	-	-	6
Nettles, Ryan	1	-	-	-	-	-	-	-	6
Rivers, Robert	1	-	-	-	-	-	-	-	6
TOTAL	17	-	17	-	-	-	-	-	119
Opponents	15	4	14	-	-	-	-	1	118

PUNT RETURNS					
	NO	YDS	AVG	TD	LG
West, Bryan	5	57	11.40	0	48
Booker, Jahod	2	2	1.00	0	2
Hixon, Jeremiah	1	0	0	0	0
TOTAL	8	59	7.38	0	48
Opponents	10	119	11.90	0	44

KICK RETURNS					
	NO	YDS	AVG	TD	LG
Gray, Ezra	10	185	18.50	0	31
Poole, Grantis	5	71	14.20	0	26
Davis, Irshaad	1	16	16.00	0	16
TOTAL	16	272	17.00	0	31
Opponents	17	312	18.35	0	49

INDIVIDUAL STATISTICS

INTERCEPTIONS					
	NO	YDS	AVG	TD	LG
Davis, Irshaad	1	14	14.00	0	14
Harper, Sean	1	8	8.00	0	8
Felts, Eric	1	0	0.00	0	0
Troutman, Daniel	1	0	0.00	0	0
Scott, Jeffrey	1	-1	-1.00	0	0
TOTAL	5	21	4.20	0	14
Opponents	6	58	9.67	1	22

FUMBLE RETURNS					
	NO	YDS	AVG	TD	LG
Felts, Eric	1	30	30.00	0	30
Foote, Jaquan	1	0	0.00	0	0
TOTAL	2	30	15.00	0	30
Opponents	3	78	26.00	0	40

KICKOFFS					
	NO	YDS	AVG	TD	LG
Diaconu, Cosmin	23	1298	56.4	3	3
TOTAL	23	1298	56.4	3	3
Opponents	25	1295	51.8	4	0

PUNTING									
	NO	YDS	AVG	LG	TB	FC	I20	50+	BLK
Grace, Aubrey	28	1150	41.07	57	3	3	7	9	1
Diaconu, Cosmin	1	17	17.00	17	0	0	0	0	0
Team	1	17	17.00	17	0	0	0	0	0
TOTAL	30	1184	39.47	57	3	9	7	9	2
Opponents	29	1100	37.93	52	2	2	8	1	0

FIELD GOALS								
	MD-ATT	PCT	1-19	20-29	30-39	40+	LG	BLK
Hanson, Hunter	0-2	0.00%	0	0	0	0	0	0
Diaconu, Cosmin	1-4	25.00%	0	0	0	1	46	0
TOTAL	1-6	16.67%	0	0	0	1	46	0
Opponents	5-6	83.3%	1	1	2	1	41	0

FIELD GOALS SEQUENCE		
	ASU	OPP
Southern	47,44	(41)
Jackson State	-	(31),(22)
South Carolina State	24,36	-
Mississippi Valley State	39	(26),21
Alabama AGM	(46)	-

Numbers in (parentheses) indicate field goal was made

INDIVIDUAL STATISTICS

ALL-PURPOSE YARDS								
	G	RUSH	REC	PR	KR	IR	TOT	AVG/G
Gray, Ezra	5	436	19	0	185	0	640	128.0
Booker, Jahodd	5	0	252	2	0	0	254	50.8
Hixon, Jeremiah	5	0	234	0	0	0	234	46.8
Jefferson, Michael	5	0	234	0	0	0	234	46.8
Merritt, Jacory	5	164	21	0	0	0	185	37.0
Poole, Grantis	5	6	36	0	71	0	113	22.60
Nettles, Ryan	5	110	0	0	0	0	110	22.00
Corker, Wallace	5	0	101	0	0	0	101	20.20
Ellis, Terrance	5	0	77	0	0	0	77	15.40
West, Bryan	4	0	-4	57	0	0	53	13.25
Diop, Abdou	3	0	32	0	0	0	32	10.67
Daniels, Jared	4	31	9	0	0	0	40	10.00
Davis, Irshaad	5	0	0	0	16	14	30	6.00
Rivers, Robert	5	13	0	0	0	0	13	2.60
Jones, Keron	2	10	0	0	0	0	10	5.00
Scott, Chris	3	9	0	0	0	0	9	3.00
Harper, Sean	5	0	0	0	0	8	8	1.60
Crawley, Myles	2	7	0	0	0	0	7	3.50
Scott, Jeffrey	5	0	0	0	0	-1	-1	-0.20
Team	3	-18	0	0	0	0	-18	-6.00
TOTAL	5	768	1011	59	272	21	2131	426.2
Opponents	5	704	924	119	312	58	2117	423.4

DEFENSIVE STATISTICS

DEFENSIVE STATISTICS	GP	UA	AT	TT	TFL-YDS	SACK-YDS	INT-YDS	PBU	PD	QBH	FR-YDS	FF	BLK	SAF
Davis, Irshaad	5	32	10	42	3.0-21	0.5-4	1-14	3	-	1	-	-	-	-
Rampersaud, Cameron	5	10	11	21	2.5-6	2.0-1	-	1	-	4	1-0	1	-	-
Burgess, James	5	16	4	20	1.0-3	-	-	3	-	1	-	-	-	-
Adams, Colton	3	5	13	18	1.5-5	-	-	-	-	3	-	2	-	-
Clark, Christian	5	9	6	15	2.5-7	-	-	1	-	-	-	2	-	-
Culpepper, Naytron	5	9	6	15	2.0-12	-	-	4	-	-	-	-	-	-
Ogletree, Andrew	5	9	6	15	5.0-24	2.5-17	-	-	-	5	-	-	-	-
Brundidge, Austin	5	5	9	14	1.5-3	-	-	4	-	-	-	1	-	-
Echols, Rodney	5	12	2	14	-	-	-	4	-	-	1-0	-	-	-
Adesipe, Abraham	5	9	4	13	1.5-14	1.0-11	-	-	-	-	-	1	-	-
Footte, Jaquan	3	6	6	12	0.5-4	-	-	-	-	-	1-0	-	-	-
Webster, Devonte	5	7	5	12	3.5-7	1.0-3	-	-	-	-	-	-	-	-
Scott, Jeffrey	5	5	5	10	0.5-4	-	1-(-1)	-	-	-	-	-	-	-
Tarver, Romello	5	5	5	10	1.5-5	1.0-5	-	-	-	-	-	1	-	-
Terry, Nicholas	5	7	3	10	3.0-6	-	-	1	-	3	-	-	-	-
Gaddy, Brandon	5	3	5	8	0.5-1	-	-	-	-	-	-	-	-	-
Howard, Jake	3	4	4	8	3.0-7	1.0-5	-	-	-	1	-	-	-	-
Harper, Sean	5	5	2	7	1.0-4	-	1-8	1	-	-	-	-	-	-
Whitehurts, Darius	4	6	1	7	-	-	-	-	-	1	-	-	-	-
Felts, Eric	4	2	3	5	-	-	1-0	2	-	-	1-30	-	-	-
Isaac, Keenan	2	2	3	5	-	-	-	-	-	1	-	-	-	-
King, Darius	4	4	1	5	2.0-11	1.0-8	-	-	-	-	1-0	1	-	-
Threatt, Karsten	4	1	4	5	-	-	-	-	-	-	1-0	-	-	-
Troutman, Daniel	3	4	1	5	-	-	1-0	1	-	-	-	-	-	-
Booker, Jahod	5	4	-	4	-	-	-	-	-	-	-	-	-	-
Pope, Aaron	3	1	3	4	1.0-3	-	-	1	-	-	-	-	-	-
Rivers, Robert	5	2	1	3	-	-	-	-	-	-	-	-	-	-
Strong, Alondra	2	3	-	3	-	-	-	-	-	-	-	-	-	-
Webster, Bryce	5	2	1	3	-	-	-	-	-	-	-	-	-	-
Gray, Ezra	5	1	1	2	-	-	-	-	-	-	-	-	-	-
Mitchell, Xavius	4	2	-	2	-	-	-	1	-	-	-	-	-	-
Smith, Randall	4	-	2	2	-	-	-	1	-	-	-	-	-	-
Wint, Elaine	4	2	-	2	-	-	-	-	-	-	-	-	-	-
Barnes, Luke	5	1	-	1	-	-	-	-	-	-	-	-	-	-
Brown, Janil	2	1	-	1	1.0-6	1.0-6	-	-	-	-	-	-	-	-
Carson, J'Lan	4	1	-	1	-	-	-	-	-	-	-	-	-	-
Daniels, Jared	4	1	-	1	-	-	-	-	-	-	-	-	-	-
Gelsey, Jamaal	4	1	-	1	-	-	-	-	-	-	-	-	-	-
Grace, Aubrey	5	1	-	1	-	-	-	-	-	-	-	-	-	-
Jefferson, Michael	5	1	-	1	-	-	-	-	-	-	-	-	-	-
Jenkins, Jimmie	2	1	-	1	-	-	-	-	-	-	-	-	-	-
Johnson, Kisean	6	-	1	1	-	-	-	-	-	-	-	-	-	-
Merritt, Jacory	5	1	-	1	-	-	-	-	-	-	-	-	-	-
Nettles, Ryan	5	1	-	1	-	-	-	-	-	-	-	-	-	-
Norris, Dante	5	-	1	1	-	-	-	-	-	-	-	-	-	-
Olds, Kevin	2	1	-	1	-	-	-	-	-	-	-	-	-	-
Scott, Chris	3	1	-	1	-	-	-	-	-	-	-	-	-	-
Team	2	1	-	1	1.0-9	1.0-9	-	-	-	-	-	1	-	-
TOTAL	5	207	129	336	39.0-162	12.0-69	5-21	26	-	24	6-30	9	-	-
Opponents	5	200	147	347	36.0-127	14.0-75	6-58	25	-	8	5-78	4	1	1

GAME-BY-GAME STATISTICS

GAME-BY-GAME STATISTICS

GAME	FINAL SCORE	QUARTERS					FIRST DOWNS		RUSHING	PASSING			TOT OFF	PUNTS	PENALTIES		FIELD	TOP
		1	2	3	4	OT	R-P-PE	TOT	NO-YDS-TD	C-A-I	YDS	TD	ATT-YDS	NO-AVG	F-FL	NO-YDS	GOALS	
Southern	24	7	0	7	10	-	8-4-0	12	36-139-1	10-22-0	135	1	58-274	4-45.8	3-3	7-51	1-1	22:52
Alabama State	21	0	7	14	0	-	12-8-2	22	48-125-1	16-28-1	149	2	76-274	6-41.8	2-2	4-30	0-2	36:16
Jackson State	28	0	6	15	7	-	11-8-5	24	40-170-2	19-50-2	180	1	90-350	6-45.2	4-0	8-55	2-2	29:56
Alabama State	35	0	14	0	21	-	7-13-1	21	30-209-3	27-42-2	257	2	72-466	6-42.2	2-1	11-90	0-0	30:04
South Carolina State	14	7	0	0	7	-	6-6-2	14	41-131-1	8-18-2	91	1	59-222	8-38.5	0-0	9-121	0-0	33:43
Alabama State	7	0	0	0	7	-	3-11-3	17	30-97-0	20-40-2	191	1	70-288	6-44.2	1-1	7-83	0-2	26:17
Mississippi Valley State	17	10	0	7	0	-	7-8-2	17	42-169-1	17-29-1	146	1	71-315	3-36.7	3-3	6-51	1-2	30:03
Alabama State	42	7	7	7	21	-	7-13-2	22	34-156-3	22-36-1	310	3	70-466	3-37.7	1-1	9-76	0-1	27:57
Alabama State	14	7	7	0	0	-	11-6-3	20	42-181-1	15-32-0	104	1	74-285	9-33.6	0-0	8-76	0-0	31:12
Alabama AGM	38	7	10	14	7	-	5-16-3	24	29-95-2	25-41-0	372	3	70-467	6-37.0	0-0	9-99	1-1	28:48

GAME-BY-GAME OFFENSIVE STARTERS

	WR	RT	RG	C	LG	LT	WR	WR	TE	QB	RB
Southern	Booker	Taylor	Maxwell	Blackshear	Alston	Stafford	Jefferson	Hixon	Ellis	Nettles	Gray
Jackson State	Booker	Taylor	Maxwell	Blackshear	Alston	Stafford	Jefferson	Hixon	Ellis	Nettles	Gray
South Carolina State	Booker	Anjorin	Maxwell	Blackshear	Alston	Taylor	Jefferson	Hixon	Ellis	Nettles	Gray
Mississippi Valley State	Booker	Anjorin	Stafford	Blackshear	Alston	Taylor	Jefferson	Hixon	Ellis	Nettles	Gray
Alabama AGM	Booker	Anjorin	Stafford	Blackshear	Alston	Taylor	Jefferson	Hixon	Ellis	Nettles	Gray

GAME-BY-GAME DEFENSIVE STARTERS

	DE	NG	DE	OLB	WLB	MLB	OLB	CB	SS	FS	CB
Southern	Rampersaud	Clark	Ogletree	Terry	King	Adams	Brundidge	Culpepper	Davis	Troutman	Echols
Jackson State	Rampersaud	Clark	Gaddy	Terry	King	Adams	Brundidge	Culpepper	Davis	Troutman	Echols
South Carolina State	Rampersaud	Clark	Ogletree	Terry	King	Howard	Brundidge	Culpepper	Davis	Felts	Burgess
Mississippi Valley State	Rampersaud	Clark	Ogletree	Terry	D. Webster	Foote	Brundidge	Culpepper	Davis	Felts	Echols
Alabama AGM	Rampersaud	Clark	Ogletree	Terry	Whitehurst	Howard	Brundidge	Culpepper	Davis	Felts	Burgess

INDIVIDUAL GAME-BY-GAME STATISTICS

GAME-BY-GAME PASSING																			
NETTLES	COMP	ATT	INT	PCT	YDS	TD	LG	SACKS		SCOTT	COMP	ATT	INT	PCT	YDS	TD	LG	SACKS	
Southern	16	27	1	59.2	149	2	32	6		Southern				- did not play -					
Jackson State	27	42	2	64.3	257	2	35	1		Jackson State				- did not play -					
South Carolina State	20	37	1	191	54.1	1	24	1		South Carolina State	0	3	1	0.0	0	0	0	0	
Mississippi Valley State	20	34	1	305	58.8	3	59	3		Mississippi Valley State	1	1	0	100.0	9	0	9	0	
Alabama A&M	2	4	0	50.0	15	0	15	1		Alabama A&M	13	28	0	46.4	89	1	14	1	
CRAWLEY	COMP	ATT	INT	PCT	YDS	TD	LG	SACKS		FRAZIER	COMP	ATT	INT	PCT	YDS	TD	LG	SACKS	
Southern				- did not play -						Southern				- did not play -					
Jackson State				- did not play -						Jackson State				- did not play -					
South Carolina State				- did not play -						South Carolina State				- did not play -					
Mississippi Valley State	1	1	0	100.0	-4	0	-4	0		Mississippi Valley State				- did not play -					
Alabama A&M				- did not play -						Alabama A&M				- did not play -					

GAME-BY-GAME RUSHING (No.-Yards-TD)						
Rushing	NO-YDS-TD	SU	JSU	SCSU	MVSU	AAMU
Gray	84-436-3	14-79-0	23-198-3	17-36-0	11-31-0	19-101-0
Merritt	43-164-2	17-65-1	2-8-0	7-24-0	6-20-0	11-47-1
Nettles	36-110-1	1-(-18)-0	5-6-0	6-37-0	7-66-1	3-6-0
Daniels	6-31-0	-	-	-	5-22-0	1-9-0
Rivers	4-13-1	-	-	-	2-4-1	2-9-0
Jones, K.	1-10-0	1-10-0	-	-	-	-
Crawley	3-7-1	-	-	-	2-7-1	1-0-0
Poole	1-6-0	-	-	-	1-6-0	-
Scott	5-9-0	-	-	-	-	5-9-0

GAME-BY-GAME RECEIVING (No.-Yards-TD)						
Receiving	NO-YDS-TD	SU	JSU	SCSU	MVSU	AAMU
Jefferson	24-234-2	5-47-1	8-76-0	5-61-0	2-18-0	4-32-1
Booker	18-252-2	5-43-0	3-46-1	3-48-0	2-57-1	5-58-0
Hixon	13-234-3	1-32-1	4-63-1	3-46-0	5-93-1	-
Ellis	12-77-0	2-12-0	5-38-0	-	3-21-0	2-6-0
Gray	10-19-0	-	2-14-0	5-3-0	-	3-2-0
Corker	6-101-2	-	-	2-15-1	3-80-1	1-6-0
Poole	6-36-0	-	1-(-1)-0	1-15-0	4-22-0	-
Diop	5-32-0	2-10-0	3-22-0	-	-	-
Merritt	4-21-0	1-5-0	1-(-1)-0	1-3-0	1-14-0	-
Daniels	1-9-0	-	-	-	1-9-0	-
West	1-(-4)-0	-	-	-	1-(-4)-0	-

INDIVIDUAL GAME-BY-GAME STATISTICS

GAME-BY-GAME TACKLES (UT-A-TT)

Tackles	UT-A-TT	SU	JSU	SCSU	MVSU	AAMU
Davis	31-10-41	2-2-4	8-1-9	9-2-11	5-3-8	7-2-9
Rampersaud	10-11-21	0-2-2	2-2-4	3-3-6	4-3-7	1-1-2
Burgess	16-4-20	4-0-4	6-1-7	1-1-2	3-0-3	2-2-4
Adams	5-13-18	3-8-11	2-5-7	-	-	-
Culpepper	9-6-15	0-2-2	3-2-5	-	5-2-7	1-0-1
Ogletree	9-6-15	0-2-2	1-1-2	2-1-3	3-1-4	3-1-4
Clark	9-6-15	1-1-2	1-0-1	1-1-2	2-3-5	4-1-5
Echols	12-2-14	5-0-5	4-1-5	2-1-3	1-0-1	-
Brundidge	5-9-14	2-1-3	1-5-6	1-2-3	-	1-1-2
Adesipe	9-4-13	1-0-1	3-0-3	2-1-3	2-1-3	1-2-3
Webster, D.	7-5-12	1-2-3	2-0-2	1-2-3	2-0-2	1-1-2
Foote	6-6-12	-	-	4-4-8	2-2-4	-
Terry	7-3-10	2-0-2	-	3-1-4	2-1-3	0-1-1
Tarver	5-5-10	1-1-2	1-2-3	1-1-2	1-1-2	1-0-1
Scott, J.	5-5-10	1-0-1	3-0-3	0-1-1	1-3-4	0-1-1
Howard	4-4-8	1-2-3	1-0-1	-	-	2-2-4
Gaddy	3-5-8	0-1-1	1-2-3	-	2-2-4	-
Whitehurst	6-1-7	-	-	1-0-1	3-1-4	2-0-2
Harper	5-2-7	1-0-1	2-1-3	2-0-2	0-1-1	-
King	4-2-6	0-1-1	3-0-3	-	-	1-0-1
Troutman	4-1-5	3-1-4	1-0-1	-	-	-
Threatt	1-4-5	-	-	0-2-2	1-2-3	-
Felts	2-3-5	-	-	0-1-1	-	2-2-4
Isaac	2-3-5	-	-	-	2-3-5	-
Booker	4-0-4	1-0-1	1-0-1	1-0-1	1-0-1	-
Pope	1-3-4	-	-	1-2-3	0-1-1	-
Strong	3-0-3	-	-	-	-	3-0-3
Webster, B.	2-1-3	1-0-1	1-1-2	-	-	-
Rivers	2-1-3	2-0-2	0-1-1	-	-	-
Wint	2-0-2	1-0-1	1-0-1	-	-	-
Mitchell	2-0-2	-	-	-	-	2-0-2
Smith	0-2-2	0-2-2	-	-	-	-
Gray	1-1-2	-	-	-	1-1-2	-
Barnes	1-0-1	1-0-1	-	-	-	-
Merritt	1-0-1	-	1-0-1	-	-	-
West	1-0-1	1-0-1	-	-	-	-
Nettles	1-0-1	-	-	1-0-1	-	-
Grace	1-0-1	-	-	1-0-1	-	-
Olds	1-0-1	-	-	1-0-1	-	-
Gelsey	1-0-1	-	-	-	1-0-1	-
Jenkins	1-0-1	-	-	-	1-0-1	-
Brown, J.	1-0-1	-	-	-	1-0-1	-
Scott	1-0-1	-	-	-	-	1-0-1
Jefferson	1-0-1	-	-	-	-	1-0-1
Daniels	1-0-1	-	-	-	-	1-0-1
Carson	1-0-1	-	-	-	-	1-0-1
Johnson	0-1-1	-	-	-	-	0-1-1
Norris	0-1-1	-	0-1-1	-	-	-

INDIVIDUAL GAME-BY-GAME STATISTICS

GAME-BY-GAME TACKLES FOR LOSS (TFL-YDS)						
Tackles	TFL-YDS	SU	JSU	SCSU	MVSU	AAMU
Ogletree	5.0-24	-	1.0-9	2.0-7	0.5-2	1.5-6
Webster, D.	3.5-7	0.5-1	2.0-5	-	1.0-1	-
Davis	3.0-21	1.5-12	-	1.0-5	-	0.5-4
Terry	3.0-15	2.0-12	-	2.0-3	-	-
Howard	3.0-7	1.0-1	1.0-5	-	-	1.0-1
Clark	2.5-7	-	1.0-3	0.5-0	1.0-4	-
Rampersaud	2.5-6	0.5-1	-	2.0-5	-	-
Culpepper	2.0-12	-	-	-	2.0-12	-
King	2.0-11	-	2.0-11	-	-	-
Adesipe	1.5-14	-	1.0-11	-	0.5-3	-
Adams	1.5-5	0.5-1	1.0-4	-	-	-
Tarver	1.5-5	-	0.5-0	-	1.0-5	-
Brundidge	1.5-3	-	1.0-2	0.5-1	-	-
Brown	1.0-6	-	-	-	1.0-6	-
Harper	1.0-4	-	-	1.0-4	-	-
Pope	1.0-3	-	-	1.0-3	-	-
Burgess	1.0-3	-	-	-	1.0-3	-
Gaddy	0.5-1	-	0.5-1	-	-	-
Foote	0.5-4	-	-	0.5-4	-	-
Scott, J.	0.5-4	-	-	0.5-4	-	-

GAME-BY-GAME SACKS (SKS-YDS)						
Tackles	SKS-YDS	SU	JSU	SCSU	MVSU	AAMU
Ogletree	2.5-17	-	1.0-9	1.0-4	-	0.5-4
Rampersaud	2.0-1	-	-	1.0-1	1.0-0	-
Adesipe	1.0-11	-	1.0-11	-	-	-
Terry	1.0-9	1.0-9	-	-	-	-
King	1.0-8	-	1.0-8	-	-	-
Brown	1.0-6	-	-	-	1.0-6	-
Howard	1.0-5	-	1.0-5	-	-	-
Tarver	1.0-5	-	-	-	1.0-5	-
Webster, D.	1.0-3	-	1.0-3	-	-	-
Davis	0.5-4	-	-	-	-	0.5-4

INDIVIDUAL GAME-BY-GAME STATISTICS

GAME-BY-GAME PUNTING

GRACE	NO	YDS	AVG	LG	I20	TB	50+	60+	DIACONU	NO	YDS	AVG	LG	I20	TB	50+	60+
Southern	5	234	46.8	57	2	0	3	0	Southern	1	17	17.0	17	0	0	0	0
Jackson State	6	253	42.2	52	1	2	2	0	Jackson State			- did not play -					
South Carolina State	6	265	44.2	56	3	0	2	0	South Carolina State			- did not play -					
Mississippi Valley State	2	96	48.0	53	1	0	1	0	Mississippi Valley State			- did not play -					
Alabama A&M	9	302	33.6	0	0	1	1	0	Alabama A&M			- did not play -					

GAME-BY-GAME KICKING

HANSON	PAT	ATT	PCT	FG	FGA	PCT	LG	PTS	DIACONU	PAT	ATT	PCT	FG	FGA	PCT	LG	PTS
Southern	3	3	100.0	0	2	0.0	0	3	Southern			- did not play -					
Jackson State	5	5	100.0	0	0	0.0	0	5	Jackson State			- did not play -					
South Carolina State	1	1	100.0	0	0	0.0	0	1	South Carolina State	0	0	0.0	0	2	0.0	0	0
Mississippi Valley State	6	6	100.0	0	0	0.0	0	6	Mississippi Valley State			- did not play -					
Alabama A&M	2	2	100.0	0	0	0.0	0	2	Alabama A&M			- did not play -					

NATIONAL RANKINGS

FCS STATS PERFORM (Preseason)

	Team	Record	Pts
1	Sam Houston State (39)	10-0	1,228
2	James Madison (8)	7-1	1,180
3	South Dakota State (3)	8-2	1,156
4	North Dakota State	7-3	1,116
5	Delaware	7-1	1,017
6	Weber State	5-1	927
7	Southern Illinois	6-4	888
8	North Dakota	5-2	886
9	Montana	2-0	778
10	Jacksonville State	10-3	744
11	Eastern Washington	5-2	659
12	Montana State	DNP	654
13	Monmouth	3-1	618
14	Central Arkansas	5-4	561
15	Southeastern Louisiana	4-3	559
16	Villanova	2-2	440
17	VMI	6-2	397
18	Chattanooga	3-2	295
19	Kennesaw State	4-1	255
20	Austin Peay	4-5	227
21	Northern Iowa	3-4	219
22	Nicholls	4-3	173
23	UC Davis	3-2	172
24	Missouri State	5-5	168
25	North Carolina A&T	9-3	159

RECEIVING VOTES: Murray State (5-2 Ohio Valley) 157, Richmond (3-1 CAA) 113, ETSU (4-2 Southern) 99, Sacramento State (2019: 9-4, 7-1 Big Sky) 57, Alabama A&M (5-0, 4-0 SWAC) 49, Florida A&M (2019: 9-2, 7-1 MEAC) 47, New Hampshire (0-1 CAA) 42, Alcorn State (2019: 9-4, 6-1 SWAC) 35, Holy Cross (3-1, 3-0 Patriot) 22, Samford (4-3 Southern) 20, UIW (3-3 Southland) 19, Sacred Heart (3-2, 2-1 Northeast) 17, Albany (1-3 CAA) 14, Illinois State (1-3 Missouri Valley) 10, Rhode Island (2-1 CAA) 10, South Carolina State (3-1) 10, Stephen F. Austin (6-4) 10, Duquesne (4-1, 4-0 Northeast) 4, Southeast Missouri (4-4, 4-3 Ohio Valley) 3.

FCS Coaches Poll (Preseason)

	Team	Record	Pts
1	Sam Houston State (18)	10-0	682
2	James Madison (9)	7-1	667
3	North Dakota State	7-3	633
4	South Dakota State (1)	8-2	620
5	Delaware	7-1	567
6	Weber State	5-1	552
7	North Dakota	5-2	475
8	Jacksonville State	10-3	437
9	Montana	2-0	436
10	Southern Illinois	6-4	418
11	Montana State	DNP	383
12	Monmouth	3-1	382
13	Central Arkansas	5-4	363
14	Eastern Washington	5-2	287
15	Villanova	2-2	284
16	Northern Iowa	3-4	268
17	Southeastern Louisiana	4-3	267
18	Chattanooga	3-2	204
19	VMI	6-2	167
20	Kennesaw State	4-1	165
21	UC Davis	3-2	135
22	Richmond	3-1	104
23	Nicholls	4-3	88
24	North Carolina A&T	0-0	75
25	Austin Peay	4-5	65

RECEIVING VOTES: Murray State, 62; Missouri State, 39; Sacramento State, 39; New Hampshire, 31; Alabama A&M, 29; Samford, 18; Holy Cross, 16; Southern, 15; Alcorn State, 14; Florida A&M, 13; Stephen F. Austin, 11; East Tennessee State, 10; Jackson State, 10; Morehead State, 9; Princeton, 9; South Carolina State, 9; Furman, 7; Charleston Southern, 6; Youngstown State, 6; Arkansas-Pine Bluff, 5; Harvard, 4; Rhode Island, 4; Davidson, 3; Yale, 3; Sacred Heart, 2; Eastern Kentucky, 1; Norfolk State, 1.

BOXTOROW MEDIA (Week One)


	Team	Record	Pts
1	Alabama A&M (10)	0-0	144
2	North Carolina A&T (4)	0-0	127
3	Florida A&M (1)	0-0	103
4	UAPB	0-0	78
5	Southern	0-0	73
6	South Carolina State	0-0	63
7	Jackson State	0-0	52
8	Bowie State	0-0	41
9	North Carolina Central	1-0	39
10	Prairie View A&M	0-0	27

RECEIVING VOTES: Norfolk State (0-0) 15, Bethune-Cookman (0-0) 12, Alabama State (0-0) 10, Delaware State 0-0) 3, Howard (0-0) 2.

BOXTOROW COACHES (Week One)

	Team	Record	Pts
1	Alabama A&M (10)	0-0	142
2	North Carolina A&T (2)	0-0	135
3	Florida A&M	0-0	109
4	South Carolina State	0-0	87
5	UAPB (1)	0-0	74
6	Southern (1)	0-0	67
7	North Carolina Central	1-0	55
8	Jackson State	0-0	52
9	Alcorn State	0-1	37
10	Prairie View A&M	0-0	25

RECEIVING VOTES: Norfolk State (0-0) 15, Bethune-Cookman (0-0) 12, Alabama State (0-0) 10, Delaware State 0-0) 3, Howard (0-0) 2.



MEDIA POLICIES



ATHLETIC COMMUNICATIONS

Travis Jarome, Director / Secondary Contact

Office	334.229.2601
Cell	334.294.1475
Email	tjarome@alasu.edu
Twitter	@Travis_Jarome

Jordan Benson, Assistant Director

Office	334.229.2635
Cell	256.698.3311
Email	jbenson@alasu.edu

D'Quan Lee, Communications Assistant / Contact

Office	334.229.7617
Cell	334.590.5237
Email	dlee@alasu.edu

THE WEEK AHEAD

Monday	Tuesday	Wednesday	Thursday	Friday	Saturday	Sunday
OFF DAY	Practice 7:30 am - 10 am	Practice 7:30 am - 10 am	Practice 7:30 am - 10 am	Walk Through 2 pm - 3:30 pm	vs. Miles 5 pm	OFF DAY
NO INTERVIEWS	POST PRACTICE	WEEKLY PRESS 11 am	ALABAMA LIVE 11 am	NO INTERVIEWS	POST GAME	NO INTERVIEWS
30	31	1	2	3	4	5

POSTGAME INTERVIEWS

Head coach Donald Hill-Eley and selected student-athletes will be available to the media via Zoom following all home games, and selected road games upon request. Any requests for additional coaches or student-athletes not selected may be made to Travis Jarome (tjarome@alasu.edu) any point during or immediately after the game.

GAME NOTES

Game notes for all games are available on the football page on the official athletics website at BamaStatesports.com.

CREDENTIALS

Credentials for covering Alabama State's 2021 football season, can be obtained by following the credential requests guidelines on BamaStateSports.com. If you have any questions, you can email Director of Athletic Strategic Communications, Travis Jarome at tjarome@alasu.edu.

DISTRIBUTION LIST

To be added to the Alabama State Athletics media distribution list, email your media outlet and email addresses to Director of Athletic Strategic Communications, Travis Jarome at tjarome@alasu.edu. All outlets on the distribution list will receive PDFs of the box score and play by play, as well as notes and quotes following each game.

