



# 2021-22 MEN'S BASKETBALL GAME NOTES

## PEPPERDINE

### WAVES CONTINUE HOMESTAND AGAINST HORNETS ON SATURDAY

#### 2021-22 SCHEDULE/RESULTS

Date	Opponent (TV/Video)	Time/Score
11/9	at Rice (ESPN+)	L 63-82
11/12	Idaho State (WCC Network)	W 65-60
11/15	% Utah Valley (WCC Network)	L 74-86ot
11/17	UC Davis (WCC Network)	W 72-67
11/20	at UC Irvine (ESPN+)	L 48-82
11/22	% vs. Fresno State (CBS SN)	L 63-70
11/24	% vs. TCU (CBS SN)	L 64-73
11/27	Grand Canyon (WCC Network)	L 56-59
11/30	at Nevada (MW Network)	L 66-79
12/3	at UC Santa Barbara (ESPN+)	L 74-86
12/6	San Jose State (WCC Network)	W 82-69
12/11	Alabama State (WCC Network)	3 p.m.
12/18	SE Missouri (WCC Network)	5 p.m.
12/21	at Oregon (Pac-12 Networks)	6 p.m.
12/23	Westmont (WCC Network)	1 p.m.
1/1	* at Pacific	5:30 p.m.
1/6	* San Diego	7 p.m.
1/8	* at Gonzaga	6 p.m.
1/13	* Saint Mary's	8 p.m.
1/15	* Portland	5 p.m.
1/20	* at Loyola Marymount	8 p.m.
1/22	* San Francisco	4:30 p.m.
1/27	* at San Diego	7:30 p.m.
1/29	* at Saint Mary's (CBS SN)	5 p.m.
2/3	* Gonzaga (ESPN2)	6 p.m.
2/5	* Pacific	5 p.m.
2/10	* at San Francisco	8 p.m.
2/12	* BYU (CBS SN)	7 p.m.
2/19	* at Portland	5 p.m.
2/24	* Santa Clara	7 p.m.
2/26	* at BYU (ESPN2/U)	6 p.m. MT
3/3-8	# at WCC Championships	

\* West Coast Conference game  
% SoCal Challenge (S.J. Capistrano, Calif.)  
# WCC Championships (Las Vegas, Nev.)  
Home games in **bold**

#### PEPPERDINE ATHLETIC COMMUNICATIONS

Roger Horne

E-Mail ..... roger.horne@pepperdine.edu  
Office ..... 310-506-4455  
Cell ..... 805-279-4551

Morgan Davenport

E-Mail ..... morgan.davenport@pepperdine.edu  
Office ..... 310-506-6018  
Cell ..... 405-763-7694

#### PEPPERDINE VS. ALABAMA STATE

Date ..... Saturday, December 11, 2021  
Site ..... Firestone Fieldhouse  
..... Malibu, California  
Time ..... 3 p.m.  
TV ..... none  
Video ..... WCC Network  
Series ..... Pepperdine leads 1-0  
Last Meeting ..... Waves 66, Hornets 58  
..... 12/19/2012 in New Orleans



#### PEPPERDINE WAVES

2021-22 Record ..... 3-8  
WCC Record ..... 0-0  
Home Record ..... 3-2  
Head Coach ..... Lorenzo Romar  
Website ..... www.PepperdineWaves.com  
Twitter ..... @PeppBasketball

#### ALABAMA STATE HORNETS

2021-22 Record ..... 1-8  
SWAC Record ..... 0-0  
Away Record ..... 0-6  
Head Coach ..... Mo Williams  
Website ..... www.BamaStateSports.com  
Twitter ..... @BamaStateMBB

#### WAVEPOINTS

- The Pepperdine men's basketball team continues its homestand with a Saturday afternoon contest against Alabama State.
- This is part of a stretch that will see the Waves end non-conference play with four of the final five games at home. It began with Monday's 82-69 win over San Jose State.
- **Jan Zidek** has taken over the team's scoring lead at 11.9 points per game. He's fourth in the WCC in free throw percentage (87.9%).
- Newcomers have scored 52.0% of the points so far this season, and freshmen have 36.6% of the points. Topping that list is **Houston Mallette** at 11.4 points per game. He has a team-best 24 three-pointers, ranking seventh in the WCC (2.2 per game).
- **Mike Mitchell Jr.** is tied for third in the WCC in assists (4.8 per game). He tied his season high with eight assists against San Jose State.
- **Jade' Smith** needs three more steals to break into Pepperdine's all-time top 10.
- **Victor Ohia Obioha**, who is coming off a double-double that included a career-high 12 rebounds, ranks second in Pepperdine history in field goal percentage (62.2%). He's the only Wave to have scored in double-figures in three of the last four games.
- **Keith Fisher III** scored a season-high 21 points against San Jose State, which is where he started his college career.
- The Waves were one of the best free throw shooting teams in the country last season and they've been good so far again this year at 76.0% (ranking third in the WCC).
- The Waves are coming off a season in which they won the 2021 College Basketball Invitational (CBI).

#### LAST GAME'S STARTING LINEUP

#	Name	Pos.	Ht.	Wt.	Cl.	Hometown	PPG	RPG	APG
0	Houston Mallette	G	6-5	185	Fr.	Alameda, Calif.	11.4	4.2	1.9
1	Mike Mitchell Jr.	G	6-2	185	Fr.	San Jose, Calif.	8.7	3.5	4.8
3	Keith Fisher III	F	6-8	225	Gr.	Los Angeles, Calif.	9.0	4.8	1.4
5	Jade' Smith	G	6-4	185	Sr.*	Oakland, Calif.	9.0	5.1	3.1
31	Jan Zidek	F	6-9	240	Jr.	Prague, Czech Republic	11.9	3.8	0.4

#### OFF THE BENCH

#	Name	Pos.	Ht.	Wt.	Cl.	Hometown	PPG	RPG	APG
2	Darryl Polk Jr.	G	5-9	155	Sr.	Long Beach, Calif.	5.5	1.5	3.0
11	Carson Basham	C	6-10	240	Fr.	Phoenix, Ariz.	1.4	0.4	0.1
12	Kendall Munson	F	6-7	220	So.	Seattle, Wash.	2.3	2.3	0.6
22	Majok Deng	G	6-4	190	So.*	Tucson, Ariz.	1.3	1.3	0.5
24	Maxwell Lewis	F	6-7	195	Fr.	Las Vegas, Nev.	7.0	2.0	1.2
34	Victor Ohia Obioha	C	6-9	220	Sr.	Owerri, Nigeria	7.7	5.7	0.5

### ALL-TIME SERIES

#### ALABAMA STATE (1-0)

2012-13 N W 66-58

#### SOUTHEAST MISSOURI (0-0)

first meeting

#### OREGON (1-4)

1976-77 A L 55-67  
1978-79 H W 73-68  
2001-02 A L 64-88  
2002-03 H L 90-105  
2007-08 A L 70-100

#### WESTMONT (2-1)

1954-55 H W 72-54  
1956-57 H L 66-88  
1957-58 H W 84-48

# VS. ALABAMA STATE

## SERIES

Pepperdine leads the all-time series, 1-0. The schools' only previous meeting came in the first round of the Tulane Classic in New Orleans in December 2012.

## HORNETS

Alabama State went 4-14 and only played league games last season. That was good for eighth place in the Southwestern Athletic Conference. The Hornets were picked to finish eighth in this year's SWAC preseason poll. Kenny Strawbridge made the preseason All-SWAC second team.

## MATCHUP

Pepperdine	Alabama State
66.1	Points/Game 68.3
73.9	Opp. Points/Game 82.9
-7.8	Scoring Margin -14.6
.409	FG% .423
.459	Opp. FG% .432
.319	3FG% .290
.326	Opp. 3FG% .321
.760	FT% .703
34.3	Rebounds/Game 35.7
-2.8	Rebounding Margin -4.2
14.3	Assists/Game 10.4
14.5	Turnovers/Game 18.7
-0.5	Turnover Margin -5.3

## LAST MEETING

Back on December 19, 2012 in New Orleans ... Pepperdine won its first game at the Tulane Classic, beating Alabama State 66-58 (the Waves would fall to the host Green Wave 69-54 the next day). Four players scored 10 or 11 points against the Hornets, including Jett Raines, who went on to make the All-Tournament team. The Waves shot a season-high 53.8% in the contest.



Official Basketball Box Score -- Game Totals -- Final Statistics

### Pepperdine vs Alabama State

12/19/12 4 p.m. CT at New Orleans, La. (Devlin Fieldhouse)



### Pepperdine 66 • 7-4

#	Player		Total		3-Ptr	Rebounds	PF	TP	A	TO	Blk	Stl	Min
			FG	FGA		Off Def Tot							
05	DAVIS, Stacy	f	3-9	0-0	5-6	0 6 6	2	11	2	3	1	1	30
45	RAINES, Jett	f	4-4	0-0	3-3	3 5 8	3	11	0	2	0	2	25
01	BAKER, Jordan	g	3-5	1-3	3-6	0 4 4	3	10	2	5	0	1	27
23	WILLIS, Caleb	g	2-3	0-0	1-3	0 3 3	2	5	4	4	0	2	35
31	SKOUEN, Nikolas	g	3-5	2-4	0-0	0 0 0	1	8	2	1	0	2	20
00	JACKSON, Lorne		1-6	1-2	8-8	1 3 4	1	11	2	4	0	1	25
11	RUSSELL, Atif		0-0	0-0	0-0	0 1 1	0	0	0	0	0	1	8
13	MILLS, Austin		1-1	0-0	0-0	0 0 0	0	2	0	0	0	0	6
44	KRAMER, Malte		1-2	0-1	0-0	1 0 1	0	2	0	1	0	0	7
50	DE FREITAS, Moriba		2-3	0-0	0-0	1 2 3	5	4	0	1	0	0	12
55	MAEHLEN, Jan		1-1	0-0	0-0	0 1 1	2	2	0	2	0	0	5
	Team					1 0 1							
	Totals		21-39	4-10	20-26	7 25 32	19	66	12	23	1	10	200

FG % 1st Half: 12-19 63.2% 2nd half: 9-20 45.0% Game: 21-39 53.8%  
3FG % 1st Half: 2-5 40.0% 2nd half: 2-5 40.0% Game: 4-10 40.0%  
FT % 1st Half: 4-5 80.0% 2nd half: 16-21 76.2% Game: 20-26 76.9%

Deadball  
Rebounds  
3

### Alabama State 58 • 1-10

#	Player		Total		3-Ptr	Rebounds	PF	TP	A	TO	Blk	Stl	Min
			FG	FGA		Off Def Tot							
11	Crawford, Phillip	f	2-5	0-0	8-8	0 1 1	3	12	0	1	0	0	14
23	Patterson, Shawntez	f	3-10	1-4	1-2	0 1 1	4	8	1	1	0	1	29
04	Freelove, Joshua	g	5-11	2-4	2-2	1 4 5	0	14	1	1	0	0	32
12	Waters, Jamel	g	0-1	0-0	1-2	1 0 1	3	1	2	3	0	5	23
21	McDaniel, Denzell	g	3-5	1-2	0-0	0 2 2	3	7	3	2	0	2	25
02	Page, Luther		1-1	0-0	2-3	1 3 4	0	4	0	1	1	1	23
05	Brown, Bobby		2-6	0-2	1-3	1 1 2	2	5	2	3	1	2	21
10	Watts, Ryan		2-5	2-4	0-0	1 1 2	2	6	0	5	0	2	14
15	Jefferson, Jonathan		0-0	0-0	0-0	0 0 0	2	0	0	0	0	0	3
24	Brown, Stephawn		0-3	0-0	1-2	1 0 1	3	1	0	1	0	0	16
	Team					1 1 2							
	Totals		18-47	6-16	16-22	7 14 21	22	58	9	18	2	13	200

FG % 1st Half: 8-24 33.3% 2nd half: 10-23 43.5% Game: 18-47 38.3%  
3FG % 1st Half: 2-8 25.0% 2nd half: 4-8 50.0% Game: 6-16 37.5%  
FT % 1st Half: 3-4 75.0% 2nd half: 13-18 72.2% Game: 16-22 72.7%

Deadball  
Rebounds  
3

Officials: Rick Randall, Kevin Mathis, Marques Pettigrew  
Technical fouls: Pepperdine-None. Alabama State-None.  
Attendance:  
Game #1 of Tulane Classic

Score by periods	1st	2nd	Total
Pepperdine	30	36	66
Alabama State	21	37	58

Points	In	Off	2nd	Fast	Bench
PEP	28	23	9	4	21
ALSTM	14	16	2	6	16

Last FG - PEP 2nd-03:03, ALSTM 2nd-00:28.  
Largest lead - PEP by 15 2nd-15:56, ALSTM by 1 1st-11:20.

Score tied - 1 time.  
Lead changed - 2 times.

## QUICK FACTS

Location ..... Malibu, Calif. 90263  
 Founded ..... 1937 (Malibu Campus 1972)  
 Enrollment ..... 8,000 (3,000 undergraduate)  
 Nickname ..... Waves  
 Colors ..... Blue and Orange  
 Conference ..... West Coast  
 Home Court ..... Firestone Fieldhouse  
 capacity ..... 3,104  
 opened ..... 1973  
 President ..... James A. Gash  
 Athletic Director ..... Dr. Steve Potts  
 Athletic Department phone ..... (310) 506-4150  
 Ticket Office phone ..... (866) WAVE-TIX

## MEN'S BASKETBALL STAFF

Head Coach ..... Lorenzo Romar (4th/7th season)  
 alma mater ..... Cincinnati '92  
 Pepperdine record (entering 2021-22) ..... 89-90  
 career record (entering 2021-22) ..... 438-330  
 Assoc. Head Coach ..... Ken Bone (4th season)  
 alma mater ..... Seattle Pacific '83  
 Assistant Coach ..... Curtis Allen (4th season)  
 alma mater ..... Washington '05  
 Assistant Coach ..... Gerald Brown (3rd season)  
 alma mater ..... Pepperdine '98  
 Director of Basketball Operations ..... John Impelman  
 Office Phone ..... (310) 506-4161

## MEN'S BASKETBALL HISTORY

2020-21 Overall Record ..... 15-12  
 2020-21 Conference Record ..... 7-6 (3rd)  
 2020-21 Postseason ..... WCC semifinals  
 CBI champions  
 Starters Returning/Lost ..... 2/3  
 Letterwinners Returning/Lost ..... 8/8  
 Redshirts/Others Returning ..... 0  
 Newcomers ..... 7 (6 freshmen/1 transfer)

All-Time Record (entering 2021-22) ..... 1,265-1,130  
 seasons ..... 83  
 first season ..... 1938-39  
 All-Time WCC Record (entering 2021-22) ..... 453-478  
 seasons ..... 66  
 first season ..... 1955-56  
 NCAA Tournament Appearances ..... 13  
 last ..... 2002  
 WCC Regular-Season Championships ..... 12  
 last ..... 2002  
 WCC Tournament Championships ..... 3  
 last ..... 1994

## ATHLETIC COMMUNICATIONS

Assistant A.D./MBKB Contact ..... Roger Horne  
 office phone ..... (310) 506-4455  
 cell phone ..... (805) 279-4551  
 e-mail ..... roger.horne@pepperdine.edu  
 Assistant Dir./MBKB Contact ..... Morgan Davenport  
 office phone ..... (310) 506-6018  
 cell phone ..... (405) 763-7694  
 e-mail ..... morgan.davenport@pepperdine.edu  
 Address ..... 24255 Pacific Coast Highway  
 ..... Malibu, Calif. 90263

Website ..... www.PepperdineWaves.com  
 Twitter ..... @PeppBasketball  
 ..... @PepperdineWaves  
 Facebook ..... /PeppBasketball  
 ..... /PepperdineWaves  
 Instagram ..... pepperdinehoops  
 ..... pepperdinewaves

**GAME #12 — Saturday (December 11) at Firestone Fieldhouse in Malibu, California: Pepperdine (3-8) vs. Alabama State (1-8) at 3 p.m.**

**WAVECASTS** — Monday's game can be watched online via WaveCasts on the WCC Network. Veteran play-by-play man **Al Epstein**, a 2015 Pepperdine Athletics Hall of Fame inductee who is now in his 37th season, will be behind the microphone. This will be his 1,107th consecutive men's basketball broadcast for the Waves.

**HOME GAME TICKET POLICIES** — Due to L.A. County health rules, proof of vaccination or proof of a negative COVID-19 test taken within the 72 hours prior to an event is required to attend Pepperdine home men's basketball games. Tickets are available via e-ticket ONLY and must be purchased online before arriving onto campus. Single-game non-conference tickets cost \$25 for reserved, \$15 for general admission, \$12 for child general admission and \$10 for groups. To purchase e-tickets and/or read the spectator guidelines and COVID-19 policies, visit: <https://gowav.es/WavesTix>. Due to campus construction, nearby parking may be limited and guests are advised to arrive early.

**LAST GAME** — **Keith Fisher III** led five players who scored in double-figures as the Waves started December's homestand with an 82-69 win over San Jose State on Monday night. Fisher scored 21 points on 9-for-11 shooting, matching the highest output by a Wave so far this season. Pepperdine had a season high for points and kept the Spartans to 38.2% shooting, an opponent season low. The Waves had a great first half, leading by as many as 20 points. The Spartans cut the deficit to 10 in the second half before Pepperdine pulled away. **Victor Ohia Obioha** had a double-double with 10 points and 12 rebounds.

**NEWCOMERS** — The Waves' new players (four freshmen and two grad transfers) have scored 52.0% of the points this season. The freshmen alone account for 36.6% of the scoring.

**RECORDS WATCH** — **Victor Ohia Obioha** has made 62.2% of his career shots, which ranks second all-time behind **Orlando Phillips**, who was at 65.4% over the 1981-82 and 1982-83 seasons ... **Jadé Smith** has 132 career steals. He needs 135 to break into Pepperdine's top 10.

**2021-22 HONORS** — **Jan Zidek** was named to the all-tournament team at the SoCal Challenge after averaging 18.5 points in two games in San Juan Capistrano.

## 2021-22 PEPPERDINE MEN'S BASKETBALL ROSTER

No.	Name	Pos.	Ht.	Wt.	Yr.	Exp.	Hometown (High School/Last School)
0	Houston Mallette	G	6-5	185	Fr.	HS	Alameda, Calif. (Pacifica Christian HS)
1	Mike Mitchell Jr.	G	6-2	185	Fr.	HS	San Jose, Calif. (Archbishop Mitty HS)
2	Darryl Polk Jr.	G	5-9	155	Sr.	3V	Long Beach, Calif. (Long Beach Poly HS)
3	Keith Fisher III	F	6-8	225	Gr.	TR	Los Angeles, Calif. (Westchester HS/Illinois State)
5	Jadé Smith	G	6-4	185	Sr.*	3V	Oakland, Calif. (St. Joseph Notre Dame HS)
10	Paul Jordan #	F	6-6	200	Fr.	HS	Sea Cliff, N.Y. (Long Island Lutheran HS)
11	Carson Basham	C	6-10	240	Fr.	HS	Phoenix, Ariz. (AZ Compass Prep)
12	Kendall Munson	F	6-7	220	So.	1V	Seattle, Wash. (Garfield HS)
13	Malachy Caffrey #	G	6-1	170	So.	1V	Yakima, Wash. (La Salle HS)
14	Jay Yoon #	G	6-4	195	Sr.	3V	Arcadia, Calif. (Arcadia HS)
22	Majok Deng	G	6-4	190	So.*	1V	Tucson, Ariz. (Salpointe Catholic HS)
24	Maxwell Lewis	F	6-7	195	Fr.	HS	Las Vegas, Nev. (AZ Compass Prep)
31	Jan Zidek	F	6-9	240	Jr.	2V	Prague, Czech Republic (Gymnazium Oty Pavia)
34	Victor Ohia Obioha	C	6-9	220	Sr.	3V	Owerri, Nigeria (Hillcrest HS)
35	Aladji Gassama	F/C	6-9	210	Fr.	HS	Bamako, Mali (De Smet Jesuit HS)

# walk-on \* utilized redshirt season

### Coaching Staff

**Head Coach:** Lorenzo Romar, fourth/seventh season (Cincinnati '92)

**Associate Head Coach:** Ken Bone, fourth season (Seattle Pacific '83)

**Assistant Coach:** Curtis Allen, fourth season (Washington '05)

**Assistant Coach:** Gerald Brown, third season (Pepperdine '98)

**Director of Basketball Operations:** John Impelman, sixth season (Occidental '08)

**Graduate Manager:** Michael Wexler, second season (Pepperdine '20)

**Athletic Trainer:** Justin Ericson, eighth season (Nebraska-Kearney '06)

**Strength & Conditioning:** Matt Young, 13th season (Lipscomb '01)

### Pronunciations

Malachy Caffrey — MAL-uh-kai

Aladji Gassama — ah-LAWD-gee gah-SAW-muh

Victor Ohia Obioha — oh-HEE-uh OH-bee-OH-hah

Jan Zidek — YON ZEE-deck

Majok Deng — muh-JUKE

Houston Mallette — muh-LETT

Jadé Smith — jaw-DEE

## BY THE NUMBERS

### Double-Doubles

	2021	2020	2019	2018	2017	Career
Jadé Smith	-22	-21	-20	-19	-18	21
Victor Ohia Obioha	1	0	0	2	0	3
Keith Fisher III	1	1	0	0	—	2
Jan Zidek	1	—	—	—	—	1
	2	0	—	—	—	2

### Double-Figure Points

	2021	2020	2019	2018	2017	Career
Jan Zidek	-22	-21	-20	-19	-18	21
Jadé Smith	7	11	3	—	—	39
Houston Mallette	6	—	—	—	—	6
Mike Mitchell Jr.	6	—	—	—	—	6
Keith Fisher III	4	—	—	—	—	4
Victor Ohia Obioha	4	3	1	1	—	9
Maxwell Lewis	1	—	—	—	—	1
Darryl Polk Jr.	—	2	0	3	—	5
Kendall Munson	—	2	—	—	—	2
Majok Deng	—	1	—	—	—	1

### 20-Plus Points Games

	2021	2020	2019	2018	2017	Career
Jan Zidek	-22	-21	-20	-19	-18	21
Keith Fisher III	2	1	0	—	—	3
Houston Mallette	1	—	—	—	—	1

### Led Pepperdine in Points (or tied for lead)

	2021	2020	2019	2018	2017	Career
Keith Fisher III	-22	-21	-20	-19	-18	21
Houston Mallette	3	—	—	—	—	3
Jan Zidek	3	—	—	—	—	3
Jadé Smith	3	—	—	—	—	3
Mike Mitchell Jr.	1	0	0	2	0	3
Darryl Polk Jr.	1	—	—	—	—	1
	1	0	1	—	—	2

### Double-Figure Rebounds

	2021	2020	2019	2018	2017	Career
Jadé Smith	-22	-21	-20	-19	-18	21
Victor Ohia Obioha	1	0	0	3	0	4
Keith Fisher III	1	1	0	0	—	2
Jan Zidek	1	—	—	—	—	1
	2	0	—	—	—	2

### Led Pepperdine in Rebounds (or tied for lead)

	2021	2020	2019	2018	2017	Career
Victor Ohia Obioha	-22	-21	-20	-19	-18	21
Houston Mallette	4	6	4	1	—	15
Jadé Smith	4	—	—	—	—	4
Keith Fisher III	3	1	1	10	1	16
Jan Zidek	3	—	—	—	—	3
Mike Mitchell Jr.	2	2	0	—	—	4
Braun Hartfield	2	—	—	—	—	2
Kendall Munson	1	—	—	—	—	1
Darryl Polk Jr.	1	—	—	—	—	1
	1	0	0	—	—	1

### Led Pepperdine in Assists (or tied for lead)

	2021	2020	2019	2018	2017	Career
Mike Mitchell Jr.	-22	-21	-20	-19	-18	21
Jadé Smith	8	—	—	—	—	8
Houston Mallette	4	0	0	1	1	6
Keith Fisher III	2	—	—	—	—	2
Braun Hartfield	1	—	—	—	—	1
Jan Zidek	1	—	—	—	—	1
Darryl Polk Jr.	1	—	—	—	—	1
	0	1	0	—	—	1

(above stats at Pepperdine only)

Fisher III at San Jose State/Illinois State:  
6 double-doubles, 29 double-figure point games,  
6 20-point games, 9 double-figure rebound games

**ROSTER UPDATES — Darryl Polk Jr.** (wrist) missed the first nine games of the season before returning December 3 at UC Santa Barbara ... **Maxwell Lewis** was cleared to play by the NCAA after missing the first six games of the season and made his debut on November 24 vs. TCU ... **Aladji Gassama** and **Paul Jordan** are slated to redshirt their freshman seasons ... **Braun Hartfield**, who last played on November 24, has been removed from the roster.

**ROSTER NOTES —** Pepperdine has eight returners and seven newcomers. The breakdown is one graduate transfer, four seniors, one junior, three sophomores and six freshmen. Returning players account for 35.6% of last year's points, 41.4% of the rebounds, 24.8% of the assists and 38.5% of the minutes. Two of the top six scorers are back, and four of the top eight.

**NON-CONFERENCE NOTES —** Pepperdine's non-conference schedule features three 2021 NCAA Tournament teams: Grand Canyon (Nov. 27, home), UC Santa Barbara (Dec. 3, away) and Oregon (Dec. 21, away). The Waves played in the inaugural Southern California Challenge in San Juan Capistrano and faced Fresno State and TCU in nationally televised games. Eight of the 15 non-conference games will be at home.

**WCC NOTES —** Pepperdine was picked seventh in the preseason coaches poll. The order went Gonzaga, BYU, Saint Mary's, Loyola Marymount, San Francisco, Santa Clara, Pepperdine, Pacific, San Diego and Portland ... With the WCC's 16-game schedule, the Waves won't host Loyola Marymount and won't travel to Santa Clara.

**OLYMPICS — Jan Zidek** spent a portion of his summer at the Czech Republic's National Team camp ahead of the Olympics. He was one of just two college players to receive an invitation to the 18-man camp. The Czech Republic ended up qualifying for the Olympics for the first time in the nation's history (although Zidek was not part of the final Olympic squad) ... Pepperdine alum **Brian Goorjian** served as head coach of Australia's men's basketball team for the third time at an Olympics, and led the Boomers to bronze, their first-ever medal.

**RECRUITS —** The Waves landed three players during the November signing period that will join the squad next season. They are 6-foot-5 guard **Malik Moore**, 6-foot-8 forward **Jalen Pitre** and 6-foot-11 forward **Jevon Porter**. Moore is a two-time all-league player at Heritage Christian High in Northridge. Pitre was an all-league player at Long Beach Poly High last year and is attending a year of prep school at the Woodstock Academy in Connecticut. Porter, whose older brothers Michael Jr. and Jontay have played in the NBA, is a four-star recruit according to ESPN who averaged 22.4 points and 11.5 rebounds last season at Father Tolton Catholic High in Missouri.

**LAST SEASON —** The Waves finished third in the WCC, made the semifinals of the WCC Tournament and won the postseason CBI. They did so behind one of the best 1-2 combinations in program history. **Colbey Ross** departed as the program's all-time leader in points and assists, among dozens of school records, and as the only player in the history of Division I men's basketball to accumulate totals of at least 2,200 points, 800 assists and 400 rebounds. He was joined on All-WCC and all-region teams by **Kessler Edwards**, the MVP of the CBI, who turned pro after his junior season and was taken in the second round of the NBA Draft by the Brooklyn Nets. The Waves went 15-12 overall.

**PEPPERDINE BASKETBALL —** This is the 84th season of Pepperdine men's basketball, and the 49th year that the Waves have called Firestone Fieldhouse home. The Waves began the campaign with 1,265 wins all-time. Pepperdine has been to the NCAA Tournament 13 times (last in 2002) and has won 12 West Coast Conference regular-season titles (last in 2002) and three WCC Tournament crowns (last in 1994). The Waves won the College Basketball Invitational in 2021.

**WAVES IN THE PROS — Kessler Edwards** was taken in the second round of the 2021 NBA Draft (44th overall) by the Brooklyn Nets. It was just the fifth time that a Wave was picked in the first two rounds, and it was the first time a Wave had been drafted since 2005. He signed a two-way contract with the Nets, allowing him to move between Brooklyn and the G League's Long Island Nets.

Edwards has become the 18th former Pepperdine player to see action in the NBA (he made his debut on November 16 against Golden State and scored eight points in nine minutes), a list that includes notables such as **Dennis Johnson** (a 2010 Naismith Hall of Fame inductee, the 1979 NBA Finals MVP and a three-time NBA champion) and **Doug Christie** (a 15-year NBA veteran who was a mainstay on the All-Defensive Team). Two



## PEPPERDINE'S STARTING LINEUPS

### Opponent

at Rice (L)	Fisher-Mitchell-Ohia Obioha-Smith-Zidek (1)
Idaho St (W)	Fisher-Mallette-Mitchell-Smith-Zidek (2)
Utah Valley (L)	Fisher-Mitchell-Ohia Obioha-Smith-Zidek
UC Davis (W)	Fisher-Mallette-Mitchell-Smith-Zidek
at UC Irvine (L)	Fisher-Mallette-Mitchell-Smith-Zidek
vs. Fresno St (L)	Fisher-Mallette-Mitchell-Smith-Zidek
vs. TCU (L)	Fisher-Mallette-Mitchell-Smith-Zidek
GCU (L)	Fisher-Mallette-Mitchell-Smith-Zidek
at Nevada (L)	Fisher-Mallette-Mitchell-Smith-Zidek
at UCSB (L)	Fisher-Mallette-Mitchell-Smith-Zidek
vs SJSU (W)	Fisher-Mallette-Mitchell-Smith-Zidek

Name	Career Starts	Consecutive Starts
Majok Deng	3	0
Keith Fisher III	11	11
Houston Mallette	9	8
Mike Mitchell Jr.	11	11
Victor Ohia Obioha	25	0
Darryl Polk Jr.	7	0
Jadé Smith	72	17
Jan Zidek	19	11

(stats at Pepperdine only)

Waves — **Yakhouba Diawara** (2012/France) and **Marcos Leite** (1972, 1980, 1984/ Brazil) — have played in the NBA and competed at the Olympics.

**Kameron Edwards**, Kessler's older brother, was in the G League Santa Cruz Warriors' training camp. **Colbey Ross** has begun his pro career in the Czech Republic. Other Waves currently or recently active in the pros include **Alex Acker** (Italy), **Kene Chukwuka** (Uruguay), **Stacy Davis** (Poland), **Chase Griffin** (Germany), **Chris Reyes** (Mexico), and **Nikolas Skouen** (Norway).

Pepperdine once had a streak of 34 consecutive seasons with at least one Pepperdine alum on an NBA roster, which began in 1976-77 after the ABA/NBA merger and ended in 2010-11.

**SOCIAL MEDIA** — On Twitter, get the latest news at @PeppBasketball and follow the staff at @CoachRomar, @Ken\_Bone, @Curtis\_Allen20, @MrGeraldBrown and @jimpelman. You can also like Pepperdine Men's Basketball (/PeppBasketball) on Facebook, and follow both pepperdinehoops and pepperdinewaves on Instagram.

**COMPETING WITH PURPOSE** — The Pepperdine University Athletics Department is committed to Christian values, to the academic well-being of all our student-athletes and to competing for championships. The Competing With Purpose campaign highlights the commitment to our core values that we dedicate ourselves to daily.

**PEPPERDINE UNIVERSITY** — Pepperdine boasts a one-of-a-kind athletic department with unprecedented success for a school of its size. The Waves have won NCAA Division I championships in five different men's sports — one of just 18 schools to have accomplished this feat — and 10 overall. Of this elite group, Pepperdine has the smallest undergraduate enrollment, is the only school without football and is the only university that has not been affiliated with a "major" conference. The Waves have won a total of 26 team or individual national championships in their history. Pepperdine has also earned the Division I-AAA All-Sports Trophy, an award based on postseason success that's given to the top non-football school, three times (most recently in 2011-12). Located in scenic Malibu, California, the university overlooks the Pacific Ocean and its campus and athletic facilities are regularly voted among the nation's most beautiful. Pepperdine, which is affiliated with the Church of Christ, ranks #49 overall on U.S. News and World Report's list of America's best colleges.

## WCC STANDINGS/SCHEDULE

	WCC	Overall
San Francisco	0-0	10-0
Brigham Young	0-0	8-1
Saint Mary's	0-0	8-2
Gonzaga	0-0	7-2
Portland	0-0	7-3
Santa Clara	0-0	7-3
Loyola Marymount	0-0	6-3
San Diego	0-0	5-5
Pacific	0-0	3-5
<b>Pepperdine</b>	<b>0-0</b>	<b>3-8</b>

**Thursday, December 9**  
Merrimack at Gonzaga

**Saturday, December 11**  
Alabama State at Pepperdine  
BYU vs. Creighton  
Cal Lutheran at San Diego  
Pacific at San Jose State  
UC Santa Barbara at Saint Mary's  
New Mexico State at Loyola Marymount  
Santa Clara at California

**Sunday, December 12**  
Washington at Gonzaga

**Monday, December 13**  
Cal Poly at Portland

**Tuesday, December 14**  
Santa Clara at Boise State  
UC Santa Barbara at Pacific

**Wednesday, December 15**  
Portland at Oregon

**Friday, December 17**  
Florida A&M at Santa Clara  
North Dakota State at Pacific  
San Jose State at Portland  
Saint Mary's vs. San Diego State

**Saturday, December 18**  
Southeast Missouri at Pepperdine  
San Diego at Northern Arizona  
BYU at Weber State  
Gonzaga vs. Texas Tech  
San Francisco at Grand Canyon  
Loyola Marymount at Nevada

**Sunday, December 19**  
Portland at Montana State  
Montana at Santa Clara  
UC Davis at Pacific  
San Francisco at Arizona State

# LORENZO ROMAR

**Lorenzo Romar**, who has been a successful head coach for more than two decades and is known as one of the nation's top recruiters, returned to Pepperdine prior to the 2018-19 season for his second stint in charge of the men's basketball program.

At the start of the 2021-22 season, Romar had a career record of 438-330 over 24 seasons as a head coach at Pepperdine, Saint Louis and Washington.

Romar posted a 42-44 record at Pepperdine from 1997-99 in his first head coaching job. At the start of 2021-22, over six seasons with the Waves, his record was 89-90.



After an initial rebuilding season in 1996-97, he led the Waves to 17 and 19 wins the next two years. An 11-win improvement from year one to year two ranked as one of the nation's top turnarounds. In 2018-19, he took the Waves from six to 16 victories, meaning that he's been responsible for two of the four times in Pepperdine history that the Waves have improved by double-digit wins. He led Pepperdine to its first postseason title since 1994 with the 2021 CBI championship.

At UW, he built the Huskies into a perennial contender over 15 seasons. He helped produce 11 NBA first-round draft picks and 17 NBA players, while his teams played in six NCAA Tournaments, three NITs and one CBI. He was a three-time Pac-10 or Pac-12 Coach of the Year.

At Washington and Arizona, where he was the associate head coach for one season before coming to Pepperdine, Romar worked with back-to-back NBA #1 overall draft picks (Markelle Fultz and DeAndre Ayton). As a head coach, he's produced 17 NBA Draft picks (most recently Kessler Edwards in 2021) and a total of 26 as either a head coach or assistant.

Romar won an NCAA title as an assistant coach at UCLA in 1995. He was selected in the seventh round of the 1980 NBA Draft and played five seasons in the NBA. He played collegiately at Washington.


## STAFF

Associate head coach **Ken Bone**, a former head coach at Washington State, Portland State and Seattle Pacific, was also an assistant coach under Romar at Washington for three seasons ... Assistant coach **Curtis Allen** played for Romar at Washington and was an assistant coach at Washington State for nine seasons (he was an assistant to Bone at both WSU and Portland State) ... Assistant coach **Gerald Brown** is a former Pepperdine great who played for Romar for two seasons and was a three-time All-WCC first team honoree between 1994-98. He played a season in the NBA with the Phoenix Suns and was also briefly a Harlem Globetrotter ... Director of operations **John Impelman** is in his 13th year on Pepperdine's staff. Romar is the third head coach he has worked for in various capacities. Impelman is the great-grandson of UCLA coaching legend John Wooden, and his father Craig is a former Pepperdine assistant coach ... Former walk-on **Michael Wexler** graduated in December 2020 and transitioned from player to graduate manager at that time.


# PEPPERDINE TV/RADIO ROSTER



**0**  
**HOUSTON  
MALLETTE**  
FR • G • 6-5 • 185  
Alameda, Calif.  
Pacifica Christian HS  
(muh-LETT)




**1**  
**MIKE  
MITCHELL JR.**  
FR • G • 6-2 • 185  
San Jose, Calif.  
Archbishop Mitty HS




**2**  
**DARRYL  
POLK JR.**  
SR • G • 5-9 • 155  
Long Beach, Calif.  
Long Beach Poly HS



**3**  
**KEITH  
FISHER III**  
GR • F • 6-8 • 225  
Los Angeles, Calif.  
Illinois State



**5**  
**JADÉ  
SMITH**  
SR • G • 6-4 • 185  
Oakland, Calif.  
St. Joseph Notre Dame HS  
(jaw-DEE)




**10**  
**PAUL  
JORDAN**  
FR • F • 6-6 • 200  
Sea Cliff, N.Y.  
Long Island Lutheran HS



**11**  
**CARSON  
BASHAM**  
FR • C • 6-10 • 240  
Phoenix, Ariz.  
AZ Compass Prep



**12**  
**KENDALL  
MUNSON**  
SO • F • 6-7 • 220  
Seattle, Wash.  
Garfield HS



**13**  
**MALACHY  
CAFFREY**  
SO • G • 6-1 • 170  
Yakima, Wash.  
La Salle HS  
(MAL-uh-kai)



**14**  
**JAY  
YOON**  
SR • G • 6-4 • 195  
Arcadia, Calif.  
Arcadia HS



**22**  
**MAJOK  
DENG**  
SO • G • 6-4 • 190  
Tucson, Ariz.  
Salpointe Catholic HS  
(muh-JUKE)



**24**  
**MAXWELL  
LEWIS**  
FR • F • 6-7 • 195  
Las Vegas, Nev.  
AZ Compass Prep



**31**  
**JAN  
ZIDEK**  
JR • F • 6-9 • 240  
Prague, Czech Republic  
Gymnazium Oty Pavla  
(YON ZEE-deck)



**34**  
**VICTOR  
OHIA OBIOHA**  
SR • C • 6-9 • 220  
Owerri, Nigeria  
Hillcrest HS  
(oh-HEE-uh  
OH-bee-OH-hah)



**35**  
**ALADJI  
GASSAMA**  
FR • F/C • 6-9 • 210  
Bamako, Mali  
De Smet Jesuit HS  
(ah-LAWD-gee  
gah-SAW-muh)



# PEPPERDINE STUDENT-ATHLETE RESUMES

## #11 CARSON BASHAM

6-10 • FR • C • Phoenix, Arizona

- **Academics:** Majoring in pre-business administration.
- **HS:** Graduated from AZ Compass Prep ... Averaged 14.0 points and 9.2 rebounds as a junior at Sunnyslope High and was on the Arizona Republic's "Best of the Rest" list among the state's top players.
- **AAU/Club:** Team Arsenal, Team Harden, Drive Nation

## #13 MALACHY CAFFREY

6-1 • SO • G • Yakima, Washington

- **2020-21 (FR):** Walk-on made one appearance in his first season.
- **HS:** Averaged 18.9 points and made Class 1A all-state honorable mention as a senior at La Salle High.

## #22 MAJOK DENG

6-4 • RS SO • G • Tucson, Arizona

- **Academics:** Majoring in international studies ... 2019-20 WCC Commissioner's Honor Roll.
- **2020-21 (RS FR):** Averaged 2.6 points and 1.5 rebounds in 13 games ... Made first three career starts at the CBI.
- **2019-20 (FR):** Opted to redshirt his first season.
- **HS:** Finalist for AZ Central's state player of the year as a junior and senior ... 4A Kino Region Player of the Year as a senior at Salpointe Catholic High after averaging 17.4 points.
- **AAU/Club:** Powerhouse Hoops
- **More:** Born in Kenya and came to the U.S. in 2011 with his family as refugees from the South Sudan ... Cousin, Luol Deng, played at Duke and in the NBA.

## #3 KEITH FISHER III

6-8 • GR • F • Los Angeles, California

- **Academics:** Pursuing a master's degree in legal studies ... Graduated from Illinois State with a degree in interpersonal communication studies in 2021.
- **Illinois State:** Played one season, averaging 9.6 points and 6.0 rebounds in 30 games in 2019-20 ... Opted out of the 2020-21 season (was a preseason All-MVC third team pick) ... Redshirted the 2018-19 season after transferring.
- **San Jose State:** Played one season, averaging 10.4 points and 6.3 rebounds as a redshirt freshman in 2017-18 ... Redshirted the 2016-17 season.
- **HS:** A MaxPreps all-state first team selection and the L.A. City Section Player of the Year in 2016 at Westchester High.
- **AAU/Club:** Double Pump
- **More:** An uncle, Woody Sauldsberry, was the 1958 NBA Rookie of the Year.

## #35 ALADJI GASSAMA

6-9 • FR • F/C • Bamako, Mali

- **Academics:** Majoring in pre-business administration.
- **HS:** Averaged 11.6 points, 9.0 rebounds and 2.4 blocks as a senior at De Smet Jesuit High in Missouri ... Earned All-District and All-Metro Catholic Conference second team honors.
- **AAU/Club:** Gateway UAA
- **More:** Came to the U.S. before his freshman year of high school.

## #10 PAUL JORDAN

6-6 • FR • F • Sea Cliff, N.Y.

- **Academics:** Majoring in economics.
- **HS:** Won a New York AA state championship at Long Island Lutheran High.

## #24 MAXWELL LEWIS

6-7 • FR • F • Las Vegas, Nevada

- **HS:** Graduated from AZ Compass Prep ... Gave up his senior year of high school basketball to train for the 2021 NBA Draft, but later elected to go to college ... Four-star recruit who at one time was rated among the nation's top 100 players in his class ... Averaged 14.5 points as a junior.
- **AAU/Club:** Dream Vision
- **More:** Brother Marcus played football at Iowa State and sister Gabby ran track at UNLV.

## #0 HOUSTON MALLETTE

6-5 • FR • G • Alameda, California

- **Academics:** Majoring in sport administration.
- **HS:** Scored 1,325 career points ... Three-time All-CIF Southern Section at Pacifica Christian High ... Averaged 19.4 points and 10.0 rebounds as a senior ... Spent freshman year at Salesian College Prep.
- **AAU/Club:** West Coast Elite, Oakland Soldiers
- **More:** Father, Wesley, is the athletic director at UC Riverside.

## #1 MIKE MITCHELL JR.

6-2 • FR • G • San Jose, California

- **Academics:** Majoring in sport administration.
- **HS:** San Francisco Chronicle Player of the Year and Bay Area News Group co-Player of the Year as a senior ... Averaged 14.7 points, 6.4 assists and 5.1 rebounds at Archbishop Mitty High.
- **AAU/Club:** West Coast Elite, Oakland Soldiers, Team Arsenal

## #12 KENDALL MUNSON

6-7 • SO • F • Seattle, Washington

- **Academics:** Majoring in psychology.
- **2020-21 (FR):** Averaged 4.2 points and 2.1 rebounds in 15 games ... Shot 66.7% from the field.
- **HS:** Won the 3A state title as a senior at Garfield High and made the All-Metro League first team ... Played for Brandon Roy, who Lorenzo Romar coached at Washington ... Named to Tacoma News Tribune All-Area first team as a junior at Puyallup High ... Played freshman and sophomore years at Capital Christian High in Sacramento.
- **AAU/Club:** Seattle Rotary, Oakland Soldiers

## #34 VICTOR OHIA OBIOHA

6-9 • SR • C • Owerri, Nigeria

- **Academics:** Majoring in psychology.
- **2020-21 (JR):** Averaged 5.6 points and 4.2 rebounds in 20 games ... Shot 63.3% from the field ... Averaged 11.0 points and 5.7 rebounds at the CBI.
- **2019-20 (SO):** Averaged 3.2 points and 3.3 rebounds in 32 games ... Shot 59.7% from the field.
- **2018-19 (FR):** Averaged 3.4 points and 2.0 rebounds in 26 games ... Shot 76.6% from the field, largely on dunks and putbacks.
- **HS:** The 2018 CIF Southern Section 4AA Player of the Year, a Cal-Hi Sports All-State Division 4 first team pick and the River Valley League MVP for Hillcrest High in Riverside ... Averaged 14.5 points and 12.4 rebounds.
- **AAU/Club:** Team Inland Elite
- **More:** Came to the U.S. as an exchange student in December 2015 and hadn't begun playing basketball much before that.

## #2 DARRYL POLK JR.

5-9 • SR • G • Long Beach, California

- **Academics:** Majoring in sport administration.
- **2020-21 (JR):** Averaged 3.9 points, 2.1 rebounds and 1.5 assists in 22 games ... Scored 19 points in the CBI final vs. Coastal Carolina.
- **2019-20 (SO):** Averaged 3.5 points, 2.3 rebounds and 1.8 assists in 31 games.
- **2018-19 (FR):** Averaged 3.9 points, 1.2 assists and 1.2 steals in 33 games ... Scored in double-figures three times, all of which came in the last six games of the season ... Tied a Pepperdine freshman record with five steals at Southern Utah.
- **HS:** Made the Cal-Hi Sports All-State Open Division/D1 third team and All-CIF Southern Section Division 1 first team as a senior at Long Beach Poly High ... Two-time Moore League MVP.
- **AAU/Club:** Prodigy Elite, Long Beach Gold

## #5 JADÉ SMITH

6-4 • RS SR • G • Oakland, California

- **Academics:** Majoring in sport administration.
- **2020-21 (RS JR):** Averaged 8.4 points, 3.6 rebounds, 2.1 assists and 1.4 steals in 27 games ... Ranked sixth in the WCC in steals ... Averaged 12.0 points at the CBI.
- **2019-20 (JR):** Limited to eight games due to injury and utilized a medical redshirt season ... Appeared in eight of the first 10 games and averaged 6.4 points and 3.5 rebounds.
- **2018-19 (SO):** One of the league's most improved players ... Averaged 9.6 points, 5.9 rebounds, 1.7 assists and 1.5 steals ... Made 26 three-pointers after making one as a freshman ... Named WCC Player of the Week on 1/7.
- **2017-18 (FR):** Averaged 3.9 points, 2.6 rebounds, 1.2 assists and 0.9 steals in 24 games ... Tied a Pepperdine freshman record with five steals vs. BYU.

- **HS:** Averaged 17 points, nine rebounds, six assists and five steals as a senior at St. Joseph Notre Dame High, leading to Bay Counties East Division co-Player of the Year, Prep2Prep North Coast Section Senior of the year and All-Bay Area News Group first team honors ... Won two state championships (2016 and 2014) ... Was at one time rated among Scout's top 100 players in the nation.
- **AAU/Club:** Splash City, Oakland Soldiers, Team Superstar, Oakland PAL

## #14 JAY YOON

6-4 • SR • G • Arcadia, California

- **Academics:** Majoring in business administration ... Three-time WCC Commissioner's Honor Roll.
- **2020-21 (JR):** Walk-on appeared in eight games ... Had a total of seven points and five rebounds.
- **2019-20 (SO):** Appeared in five games.
- **2018-19 (FR):** Appeared in eight games.
- **HS:** Earned All-Pacific League first team honors as a senior at Arcadia High after averaging 20 points and 8.7 rebounds.

## #31 JAN ZIDEK

6-9 • JR • F • Prague, Czech Republic

- **Academics:** Majoring in pre-business administration.
- **2020-21 (SO):** Averaged 9.4 points and 3.5 rebounds in 22 games ... Ranked eighth in the WCC with 1.7 three-pointers per game ... Made eight three-pointers at USD, one shy of the school record.
- **2019-20 (FR):** Averaged 5.5 points in 15 games but was lost for the season halfway through due to injury.
- **Czech Republic:** Took part in National Team camp ahead of the Olympics in summer 2021 ... Represented home country at the 2016 U16 and 2018 U20 European Championships.
- **HS:** Graduated from Gymnazium Oty Pavla in Prague.
- **Club:** Played with USK Praha throughout his junior career and spent 2018-19 with BK Wolves Radotin in the Czech Republic's second division.
- **More:** Father, George, won a national championship at UCLA in 1995 (with Lorenzo Romar as an assistant coach) and played in the NBA ... Grandfather, Jiri, also starred professionally in Europe.



# PEPPERDINE SEASON & CAREER HIGHS

## SEASON/CAREER .....#11 CARSON BASHAM

4 at UC Irvine (11/20)	Points
1, several	Rebounds
1 at Rice (11/9)	Assists
	Blocked Shots
1 at Nevada (11/30)	Steals
10 at Nevada (11/30)	Minutes
1, several	FG Made
	3FG Made
2 at UC Irvine (11/20)	FT Made

## SEASON .....#22 MAJOK DENG .....CAREER

5 at Rice (11/9)	Points	11 vs. Longwood (3/22/21)
3 at Rice (11/9)	Rebounds	5 vs. Longwood (3/22/21)
2 vs. Grand Canyon (11/28)	Assists	2 vs. Grand Canyon (11/28/21)
	Blocked Shots	1 vs. UCLA (11/27/20)
	Steals	3 vs. Bellarmine (3/23/21)
12 at Rice (11/9)	Minutes	24 vs. Longwood (3/22/21)
2 at Rice (11/9)	FG Made	3, twice
1, twice	3FG Made	3 vs. Longwood (3/22/21)
	FT Made	2, twice

## SEASON .....#3 KEITH FISHER III .....CAREER

21 vs. San Jose State (12/6)	Points	26 at Wyoming (2/17/18)*
10 vs. Idaho State (11/12)	Rebounds	14 vs. UIC (12/18/19)*
6 vs. UC Davis (11/17)	Assists	6 vs. UC Davis (11/17/21)
1, twice	Blocked Shots	2, twice*
2, twice	Steals	4 at UNLV (1/31/18)*
37 vs. Utah Valley (11/15)	Minutes	40 vs. Utah State (2/28/18)*
9 vs. San Jose State (12/6)	FG Made	10 at Wyoming (2/17/18)*
2 vs. San Jose State (12/6)	3FG Made	3 vs. Drake (2/22/20)*
4 vs. Grand Canyon (11/28)	FT Made	9, twice*

\* at Illinois State or San Jose State

## SEASON/CAREER .....#24 MAXWELL LEWIS

15 vs. San Jose State (12/6)	Points
4 vs. San Jose State (12/6)	Rebounds
3 at Nevada (11/30)	Assists
2 vs. San Jose State (12/6)	Blocked Shots
2 vs. Grand Canyon (11/27)	Steals
20 vs. Grand Canyon (11/27)	Minutes
7 vs. San Jose State (12/6)	FG Made
2 vs. Grand Canyon (11/27)	3FG Made
3 at Nevada (11/30)	FT Made

## SEASON/CAREER .....#0 HOUSTON MALLETTE

21 vs. Utah Valley (11/15)	Points
6, twice	Rebounds
5 at Rice (11/9)	Assists
2, twice	Blocked Shots
3 at Rice (11/9)	Steals
38 vs. UC Davis (11/17)	Minutes
8 vs. Utah Valley (11/15)	FG Made
5, twice	3FG Made
2, several	FT Made

## SEASON/CAREER .....#1 MIKE MITCHELL JR.

15 vs. Fresno State (11/22)	Points
6, twice	Rebounds
8, twice	Assists
1, several	Blocked Shots
4 vs. Utah Valley (11/15)	Steals
39 vs. Utah Valley (11/15)	Minutes
6, twice	FG Made
3, several	3FG Made
2 at Rice (11/9)	FT Made

## SEASON .....#12 KENDALL MUNSON .....CAREER

5, twice	Points	16 vs. UCSB (12/19/20)
6 vs. Idaho State (11/12)	Rebounds	6, several
2, twice	Assists	2 vs. Idaho State (11/12/21)
1, twice	Blocked Shots	3 vs. CSU Bakersfield (12/23/20)
3 vs. Idaho State (11/12)	Steals	3 vs. Idaho State (11/12/21)
24 vs. Idaho State (11/12)	Minutes	30 vs. Bellarmine (3/23/21)
2, twice	FG Made	6, twice
	3FG Made	
2 vs. Idaho State (11/12)	FT Made	4, twice

## SEASON .....#34 VICTOR OHIA OBIOHA .....CAREER

15 at UCSB (12/3)	Points	16 vs. Coastal Carolina (3/24/21)
12 vs. San Jose State (12/6)	Rebounds	12 vs. San Jose State (11/6/21)
2 vs. UC Davis (11/17)	Assists	2, several
2, twice	Blocked Shots	4 vs. Pacific (3/7/19)
2 vs. Utah Valley (11/15)	Steals	2, several
29 at UCSB (12/3)	Minutes	30 vs. Longwood (3/22/21)
5, twice	FG Made	7 vs. Coastal Carolina (3/24/21)
	3FG Made	
7 vs. UC Davis (11/17)	FT Made	7 vs. UC Davis (11/17/21)

## SEASON .....#2 DARRYL POLK JR. ....CAREER

9 at UCSB (12/3)	Points	19 vs. Coastal Carolina (3/24/21)
3 vs. San Jose State (12/6)	Rebounds	6, several (last at Port., 1/16/21)
4 at UCSB (12/3)	Assists	6 vs. Providence (12/11/19)
	Blocked Shots	1, several
2 vs. San Jose State (12/6)	Steals	5, twice (last vs. CCU, 3/24/21)
18 vs. San Jose State (12/6)	Minutes	36, twice (last vs. UCLA, 11/27/20)
4 at UCSB (12/3)	FG Made	7 vs. Coastal Carolina (3/24/21)
1 at UCSB (12/3)	3FG Made	3 vs. Coastal Carolina (3/24/21)
2 vs. San Jose State (12/6)	FT Made	5, twice

## SEASON .....#5 JADÉ SMITH .....CAREER

17 vs. Idaho State (11/12)	Points	19 vs. Alabama A&M (12/31/18)
10 vs. Utah Valley (11/15)	Rebounds	11, twice (last vs. USF, 1/5/19)
6 vs. Fresno State (11/22)	Assists	6, twice
1 vs. San Jose State (12/6)	Blocked Shots	1, several
3 at Nevada (11/30)	Steals	5 vs. BYU (2/15/18)
36, twice	Minutes	43 vs. UCLA (11/27/20)
6, twice	FG Made	7, several (last vs. LMU, 3/8/19)
1, several	3FG Made	3, several (last at LMU, 1/19/19)
7 vs. UC Davis (11/17)	FT Made	7 vs. UC Davis (11/17/21)

## SEASON .....#31 JAN ZIDEK .....CAREER

20, twice	Points	26 at San Diego (2/27/21)
7, several	Rebounds	11 vs. Saint Mary's (2/13/21)
1, several	Assists	3 vs. Concordia (12/16/20)
	Blocked Shots	1 at San Francisco (2/10/21)
1, twice	Steals	2 vs. Gonzaga (1/30/21)
39 vs. Utah Valley (11/15)	Minutes	39 at Santa Clara (2/20/21)
8 at UCSB (12/3)	FG Made	9 at San Diego (2/27/21)
4, twice	3FG Made	8 at San Diego (2/27/21)
5, twice	FT Made	7 vs. UCLA (11/27/20)

# PEPPERDINE'S RECORD WHEN...

	2021 -2022	Under Romar
Game Decided by 1-5 Points.....	2-1	14-19
Game Decided by 6-9 Points.....	0-2	12-13
Game Decided by 10+ Points.....	1-5	24-22
Leading at Halftime.....	3-1	33-14
Tied at Halftime.....	0-1	0-6
Trailing at Halftime.....	0-6	17-34
Leading With 5 Minutes to Play.....	2-1	37-7
Tied With 5 Minutes to Play.....	0-0	3-1
Trailing With 5 Minutes to Play.....	1-7	10-46
Scoring 100+ Points.....	0-0	2-0
Scoring 90-99 Points.....	0-0	9-2
Scoring 80-89 Points.....	1-0	15-7
Scoring 70-79 Points.....	1-2	17-20
Scoring 60-69 Points.....	1-4	7-19
Scoring 59 or Fewer Points.....	0-2	0-6
Opp. Scoring 80+ Points.....	0-4	6-28
Opp. Scoring 70-79 Points.....	0-3	15-17
Opp. Scoring 60-69 Points.....	3-0	24-7
Opp. Scoring 50-59 Points.....	0-1	4-2
Opp. Scoring 40-49 Points.....	0-0	1-0

	2021 -2022	Under Romar
50%-plus FG Pct.....	0-1	17-3
40-49% FG Pct.....	3-3	30-31
39.9%-minus FG Pct.....	0-4	3-20
Opp. 50%-plus FG Pct.....	0-4	4-24
Opp. 40-49% FG Pct.....	2-4	29-26
Opp. 39.9%-minus FG Pct.....	1-0	17-4
Better FG% Than Opponent.....	3-1	39-8
Opponent Has Better FG%.....	0-7	11-46
More 3FGM Made Than Opponent.....	1-5	31-21
3FGM Are Equal.....	0-0	2-4
Opponent Has More 3FGM.....	2-3	17-29
80%-plus FT Pct.....	0-3	26-22
70-79% FT Pct.....	2-3	17-16
69%-minus FT Pct.....	1-2	7-16
Better FT% Than Opponent.....	2-4	36-32
FT% Is Equal.....	0-0	0-0
Opponent Has Better FT%.....	1-4	14-22
Outrebounding Opponent.....	3-0	35-4
Rebounds Are Equal.....	0-0	2-0
Outrebounded by Opponent.....	0-8	13-50

	2021 -2022	Under Romar
Fewer Turnovers Than Opponent.....	2-4	34-30
Turnovers Are Equal.....	0-0	2-3
More Turnovers Than Opponent.....	1-4	14-21
6 Waves Score in Double-Figures.....	0-0	1-0
5 Waves Score in Double-Figures.....	1-0	11-3
4 Waves Score in Double-Figures.....	2-2	18-13
3 Waves Score in Double-Figures.....	0-1	15-24
2 Waves Score in Double-Figures.....	0-5	5-14
Waves Have More in Double-Figures.....	3-3	34-10
Double-Figure Scorers Are Equal.....	0-2	11-10
Opp. Has More in Double-Figures.....	0-3	5-34
Waves' Bench Scores More.....	2-3	18-14
Bench Scoring Is Equal.....	0-0	0-1
Opponent Bench Scores More.....	1-5	32-39
Wearing Blue.....	0-0	8-19
Wearing Gray.....	1-1	7-9
Wearing Orange.....	1-4	6-8
Wearing White.....	1-3	29-18
Overtime.....	0-1	3-5
Biggest Deficit in Win.....	3 vs. UC Davis	
Biggest Lead in Loss.....	12 vs Utah Valley	

## THE LAST TIME...

### Pepperdine Defeated an AP Top 25 Team:

11/27/2004 vs. #20 Wisconsin (75-61)

### Pepperdine Defeated an AP Top 10 Team:

11/28/2001 at #10 UCLA (85-78)

### Pepperdine Defeated an AP Top 25 Team on Road:

11/28/2001 at #10 UCLA (85-78)

### Won an Overtime Game: (lost 5 straight)

Waves.....2/1/2020 at LMU (68-67, A)

Opponent.....11/15/2021 by Utah Valley (86-73, H)

### Won a Multi-Overtime Game: (lost 3 straight)

Waves.....12/28/2002 vs. UALR (116-110, N)

Opponent.....11/27/2020 by UCLA (98-107, N)

### 100+ Points by a Team:

Waves.....12/31/2018 vs. Ala. A&M (100-64)

Opponent.....11/27/2020 by UCLA (98-107)

### Fewer Than 50 Points by a Team:

Waves.....11/10/2017 at Oklahoma State (47-78)

Opponent.....12/3/2020 by Saint Katherine (94-45)

### 60+ Percent Field Goal Shooting:

Waves.....12/16/2020 vs. Concordia (.660)

Opponent.....1/30/2020 by BYU (.612)

### 30 Percent Field Goal Shooting or Less:

Waves.....1/23/2021 at BYU (.288)

Opponent.....12/3/2020 by Saint Katherine (.241)

### 12+ Three-Pointers Made:

Waves.....2/27/2021 at San Diego (12-22)

Opponent.....1/30/2020 by BYU (17-28)

### Zero Three-Pointers Made:

Waves.....2/14/2015 at Gonzaga (0-10)

Opponent.....11/16/2015 by SD Christian (0-19)

### 6+ Players Scored in Double-Figures:

Waves.....12/31/2018 vs. Ala. A&M (6)

Opponent.....1/30/2021 by Gonzaga (6)

### Zero Players Scored in Double-Figures

Waves.....3/18/2015 at Seattle

Opponent.....1/31/2019 by Portland

### Player Scored 40+ Points:

Waves.....3/7/2020, Colbey Ross

.....vs. Saint Mary's (43)

Opponent.....3/7/2020, Jordan Ford

.....of Saint Mary's (42)

### Player Scored 30+ Points:

Waves.....1/21/2021, Kessler Edwards

.....vs. Pacific (37)

Opponent.....11/15/2021, Farsdaws Aimaq

.....of Utah Valley (34)

### Player Made 6+ Three-Pointers:

Waves.....2/27/2021, Jan Zidek

.....at San Diego (8)

Opponent.....11/9/2021, Travis Eevee

.....of Rice (6)

### Player Made 5+ Three-Pointers:

Waves.....11/15/2021, Houston Mallette

.....vs. Utah Valley (5)

Opponent.....11/30/2021, Desmond Cambridge Jr.

.....of Nevada (5)

### Player Made 15+ Free Throws:

Waves.....1/26/2019, Colbey Ross

.....vs. Saint Mary's (15-for-16)

Opponent.....11/19/2019, Onyeka Okongwu

.....of USC (17-for-21)

### Player Made 10+ Free Throws:

Waves.....3/6/2021, Colbey Ross

.....vs. Santa Clara (12-for-12)

Opponent.....11/22/2021, Orlando Robinson

.....of Fresno State (11-for-16)

### Player Had 20+ Rebounds:

Waves.....1/3/2005, Glen McGowan

.....vs. Colorado State (22)

Opponent.....11/11/2016, Josh Martin

.....of Cal Poly (21)

### Player Had 15+ Rebounds:

Waves.....3/6/2020, Kameron Edwards

.....vs. Santa Clara (16)

Opponent.....12/23/2020, Ronne Readus

.....of CSU Bakersfield (16)

### Player Had 10+ Assists:

Waves.....3/22/2021, Colbey Ross

.....vs. Longwood (13)

Opponent.....11/30/2021, Grant Sherfield

.....of Nevada (10)

### Player Had 5+ Blocked Shots:

Waves.....3/23/2021, Kessler Edwards

.....vs. Bellarmine (5)

Opponent.....2/21/2019, Brandon Clarke

.....of Gonzaga (5)

### Player Had 5+ Steals:

Waves.....3/24/2021, Darryl Polk Jr.

.....vs. Coastal Carolina (5)

Opponent.....1/16/2021, Chase Adams

.....of Portland (5)

### Player Had Consecutive Double-Doubles:

Waves.....2/6-10/2021, Kessler Edwards

.....at Portland (11/10r), at San Francisco (13/11r)

### Player Had a Triple-Double:

Waves.....2/1/1991, Doug Christie

.....vs. Saint Mary's (21 pts, 11 ast, 10 rbs)

### Player Had a 20-20 Game:

Waves.....1/3/2005, Glen McGowan

.....vs. Colorado State (31 pts, 22 rbs)

Opponent.....2/3/2007, Josh Heytvelt

.....of Gonzaga (27 pts, 22 rbs)

### 3 Players with 20+ Points:

Waves.....11/28/2019 vs. Arizona

.....(Kam E. 21, Chavez 20, Ross 20)

Opponent.....11/27/2020 by UCLA

.....(Smith 26, Campbell 22, Bernard 21)

### 2 Players with 20+ Points:

Waves.....3/6/2021 vs. Santa Clara

.....(Ross 25, Edwards 21)

Opponent.....1/14/2021 by Gonzaga

.....(Kispert 23, Timme 20)

### 3 Players with Double-Doubles:

Waves.....3/6/2021 vs. Santa Clara

.....(Ross 25/12a, Edwards 21/11r, Zidek 13/10r)

Opponent.....unknown

### 2+ Players with Double-Doubles:

Waves.....3/6/2021 vs. Santa Clara

.....(Ross 25/12a, Edwards 21/11r, Zidek 13/10r)

Opponent.....11/27/2020 by UCLA

.....(Smith 26/12r, Jacquez 16/11r)



# 2021-22 Pepperdine Men's Basketball Combined Team Statistics All games

Page 1/1  
as of Dec 07, 2021

## Game Records

Record	Overall	Home	Away	Neutral
ALL GAMES	3-8	3-2	0-4	0-2
CONFERENCE	0-0	0-0	0-0	0-0
NON-CONFERENCE	3-8	3-2	0-4	0-2

## Score by Periods

Team	1st	2nd	OT	TOT
Pepperdine	377	347	3	727
Opponents	363	435	15	813

## Team Box Score

No.	Player				Total		3-Point		F-Throw		Rebounds													
		GP-GS	MIN	AVG	FG-FGA	FG%	3FG-3FGA	3FG%	FT-FTA	FT%	OFF	DEF	TOT	AVG	PF	DQ	A	TO	BLK	STL	PTS	AVG		
31	ZIDEK, Jan	11-11	318:10	28.9	44-114	.386	14-47	.298	29-33	.879	13	29	42	3.8	22	0	4	20	0	2	131	11.9		
0	MALLETTE, Houston	11-9	350:15	31.8	46-109	.422	24-67	.358	9-12	.750	4	42	46	4.2	20	0	21	13	5	13	125	11.4		
5	SMITH, Jade'	11-11	337:13	30.7	38-95	.400	4-14	.286	19-26	.731	18	38	56	5.1	29	0	34	33	1	12	99	9.0		
3	FISHER III, Keith	11-11	304:51	27.7	39-84	.464	6-25	.240	15-20	.750	18	35	53	4.8	39	3	15	17	2	5	99	9.0		
1	MITCHELL JR., Mike	11-11	361:42	32.9	38-99	.384	17-40	.425	3-6	.500	10	29	39	3.5	18	0	53	28	3	12	96	8.7		
34	OHIA OBIOHA, Victor	10-2	175:46	17.6	27-53	.509	0-0	.000	23-30	.767	28	29	57	5.7	29	1	5	14	6	5	77	7.7		
24	LEWIS, Maxwell	5-0	75:38	15.1	14-33	.424	4-15	.267	3-3	1.000	2	8	10	2.0	9	0	6	7	3	3	35	7.0		
2	POLK JR., Darryl	2-0	32:16	16.1	4-15	.267	1-7	.143	2-2	1.000	0	3	3	1.5	4	0	6	2	0	3	11	5.5		
55	HARTFIELD, Braun	3-0	61:00	20.3	4-13	.308	3-7	.429	2-3	.667	2	5	7	2.3	5	0	4	9	1	1	13	4.3		
12	MUNSON, Kendall	9-0	112:52	12.5	8-18	.444	0-0	.000	5-10	.500	5	16	21	2.3	13	0	5	7	2	6	21	2.3		
11	BASHAM, Carson	7-0	38:10	5.5	4-8	.500	0-0	.000	2-2	1.000	0	3	3	0.4	4	0	1	2	0	1	10	1.4		
22	DENG, Majok	6-0	48:08	8.0	3-17	.176	2-13	.154	0-1	.000	2	6	8	1.3	6	0	3	0	0	0	8	1.3		
14	YOON, Jay	3-0	08:54	3.0	0-0	.000	0-0	.000	2-2	1.000	0	3	3	1.0	0	0	0	1	0	0	2	0.7		
Team											12	17	29					6						
Total		11	2225		269-658	.409	75-235	.319	114-150	.760	114	263	377	34.3	198	4	157	159	23	63	727	66.1		
Opponents		11	2225		293-639	.459	74-227	.326	153-216	.708	116	292	408	37.1	182	5	160	153	24	81	813	73.9		

## Team Statistics

	PEP	OPP
<b>Scoring</b>	<b>727</b>	<b>813</b>
Points per game	66.1	73.9
Scoring margin	-7.8	-
<b>Field goals-att</b>	<b>269-658</b>	<b>293-639</b>
Field goal pct	.409	.459
<b>3 point fg-att</b>	<b>75-235</b>	<b>74-227</b>
3-point FG pct	.319	.326
3-pt FG made per game	6.8	6.7
<b>Free throws-att</b>	<b>114-150</b>	<b>153-216</b>
Free throw pct	.760	.708
F-Throws made per game	10.4	13.9
<b>Rebounds</b>	<b>377</b>	<b>408</b>
Rebounds per game	34.3	37.1
Rebounding margin	-2.8	-
<b>Assists</b>	<b>157</b>	<b>160</b>
Assists per game	14.3	14.5
<b>Turnovers</b>	<b>159</b>	<b>153</b>
Turnovers per game	14.5	13.9
Turnover margin	-0.5	-
Assist/turnover ratio	1.0	1.0
<b>Steals</b>	<b>63</b>	<b>81</b>
Steals per game	5.7	7.4
<b>Blocks</b>	<b>23</b>	<b>24</b>
Blocks per game	2.1	2.2
<b>Winning streak</b>	<b>1</b>	<b>-</b>
Home win streak	1	-
<b>Attendance</b>	<b>4215</b>	<b>12064</b>
Home games-Avg/Game	5-843	4-3016
Neutral site-Avg/Game	-	2-850

## Team Results

Date	Opponent		Score	Att.
11/09/2021	at Rice	L	63-82	1796
11/12/2021	Idaho St.	W	65-60	1210
11/15/2021	Utah Valley	Lot	74-86	435
11/17/2021	UC Davis	W	72-67	490
11/20/2021	at UC Irvine	L	48-82	1641
11/22/2021	vs Fresno St.	L	63-70	0
11/24/2021	vs TCU	L	64-73	1700
11/27/2021	Grand Canyon	L	56-59	1570
11/30/2021	at Nevada	L	66-79	6416
12/03/2021	at UC Santa Barbara	L	74-86	2211
12/06/2021	San Jose St.	W	82-69	510





**2021-22 Pepperdine Men's Basketball**  
**Points-rebounds-assists**  
**All games**

Page 1/1  
as of Dec 07, 2021

Opponent	Date	Score		0 MALLETT,H	1 MITCHELL J	2 POLK JR.,D	3 FISHER III	5 SMITH,JADE	11 BASHAM,CAR	12 MUNSON,KEN	14 YOON,JAY	22 DENG,MAJOK	24 LEWIS,MAXW	31 ZIDEK,JAN
at Rice	11/09/2021	63-82	L	18-6-5	11-6-5	DNP	6-3-0	6-2-3	2-0-1	1-2-0	DNP	5-3-0	DNP	8-6-0
Idaho St.	11/12/2021	65-60	W	7-5-1	10-5-2	DNP	13-10-2	17-4-4	0-1-0	2-6-2	2-2-0	0-0-1	DNP	14-4-1
Utah Valley	11/15/2021	74-86	Lot	21-4-1	3-2-7	DNP	6-5-3	14-10-4	0-1-0	4-3-2	DNP	DNP	DNP	16-1-0
UC Davis	11/17/2021	72-67	W	17-3-3	13-1-3	DNP	4-7-6	11-6-3	DNP	5-5-0	DNP	0-1-0	DNP	13-7-1
at UC Irvine	11/20/2021	48-82	L	4-5-1	4-3-1	DNP	13-3-0	11-4-1	4-0-0	2-0-0	0-1-0	0-0-0	DNP	0-4-1
vs Fresno St.	11/22/2021	63-70	L	8-4-1	15-3-5	DNP	7-1-0	4-4-6	0-0-0	0-0-0	0-0-0	DNP	DNP	20-3-0
vs TCU	11/24/2021	64-73	L	15-6-2	10-6-8	DNP	5-5-0	10-2-1	2-0-0	2-1-0	DNP	DNP	0-0-0	17-0-1
Grand Canyon	11/27/2021	56-59	L	11-4-3	5-3-5	DNP	13-3-1	0-5-1	DNP	DNP	DNP	0-2-2	8-1-1	8-2-0
at Nevada	11/30/2021	66-79	L	10-5-3	12-5-4	DNP	7-8-0	7-8-3	2-1-0	5-3-1	DNP	3-2-0	9-3-3	4-1-0
at UC Santa Barbara	12/03/2021	74-86	L	8-3-1	9-1-5	9-0-4	4-1-2	6-2-5	DNP	0-1-0	DNP	DNP	3-2-1	20-7-0
San Jose St.	12/06/2021	82-69	W	6-1-0	4-4-8	2-3-2	21-7-1	13-9-3	DNP	DNP	DNP	DNP	15-4-1	11-7-0

Opponent	Date	Score		34 OHIA OBIOH	55 HARTFIELD,
at Rice	11/09/2021	63-82	L	6-6-1	DNP
Idaho St.	11/12/2021	65-60	W	DNP	DNP
Utah Valley	11/15/2021	74-86	Lot	10-7-1	DNP
UC Davis	11/17/2021	72-67	W	9-4-2	DNP
at UC Irvine	11/20/2021	48-82	L	3-4-0	7-5-1
vs Fresno St.	11/22/2021	63-70	L	6-2-0	3-2-2
vs TCU	11/24/2021	64-73	L	0-0-0	3-0-1
Grand Canyon	11/27/2021	56-59	L	11-8-0	DNP
at Nevada	11/30/2021	66-79	L	7-6-1	DNP
at UC Santa Barbara	12/03/2021	74-86	L	15-8-0	DNP
San Jose St.	12/06/2021	82-69	W	10-12-0	DNP



**2021-22 Pepperdine Men's Basketball**  
**Season/Career Statistics**  
**All games**

Page 1/1  
as of Dec 07, 2021

**Summary**

Player	Season Statistics										Career Statistics									
	GP-GS	MIN/G	FG%	3FG%	FT%	R/G	A/G	STL	BLK	PTS/G	GP-GS	MIN/G	FG%	3FG%	FT%	R/G	A/G	STL	BLK	PTS/G
BASHAM, Carson	7-0	5.5	.500	.000	1.000	0.4	0.1	1	0	1.4	7-0	5.5	.500	.000	1.000	0.4	0.1	1	0	1.4
DENG, Majok	6-0	8.0	.176	.154	.000	1.3	0.5	0	0	1.3	19-3	7.7	.314	.171	.667	1.4	0.2	4	1	2.2
FISHER III, Keith	11-11	27.7	.464	.240	.750	4.8	1.4	5	2	9.0	11-11	27.7	.464	.240	.750	4.8	1.4	5	2	9.0
HARTFIELD, Braun	3-0	20.3	.308	.429	.667	2.3	1.3	1	1	4.3	3-0	20.3	.308	.429	.667	2.3	1.3	1	1	4.3
LEWIS, Maxwell	5-0	15.1	.424	.267	1.000	2.0	1.2	3	3	7.0	5-0	15.1	.424	.267	1.000	2.0	1.2	3	3	7.0
MALLETTE, Houston	11-9	31.8	.422	.358	.750	4.2	1.9	13	5	11.4	11-9	31.8	.422	.358	.750	4.2	1.9	13	5	11.4
MITCHELL JR., Mike	11-11	32.9	.384	.425	.500	3.5	4.8	12	3	8.7	11-11	32.9	.384	.425	.500	3.5	4.8	12	3	8.7
MUNSON, Kendall	9-0	12.5	.444	.000	.500	2.3	0.6	6	2	2.3	24-0	11.9	.593	.000	.513	2.2	0.3	12	7	3.5
OHIA OBIOHA, Victor	10-2	17.6	.509	.000	.767	5.7	0.5	5	6	7.7	88-25	13.2	.622	.000	.648	3.4	0.3	42	52	4.3
POLK JR., Darryl	2-0	16.1	.267	.143	1.000	1.5	3.0	3	0	5.5	88-7	18.6	.402	.331	.810	2.0	1.5	98	4	3.8
SMITH, Jade'	11-11	30.7	.400	.286	.731	5.1	3.1	12	1	9.0	103-72	24.6	.442	.281	.726	4.3	1.8	132	20	7.7
YOON, Jay	3-0	3.0	.000	.000	1.000	1.0	0.0	0	0	0.7	24-0	1.8	.200	.333	1.000	0.4	0.1	1	1	0.4
ZIDEK, Jan	11-11	28.9	.386	.298	.879	3.8	0.4	2	0	11.9	48-19	19.8	.424	.335	.840	2.9	0.4	6	1	8.8

**Scoring**

Player	Season Statistics									Career Statistics								
	FG-FGA	FG%	3FG-3FGA	3FG%	FT-FTA	FT%	PTS	PTS/G		FG-FGA	FG%	3FG-3FGA	3FG%	FT-FTA	FT%	PTS	PTS/G	
BASHAM, Carson	4-8	.500	0-0	.000	2-2	1.000	10	1.4		4-8	.500	0-0	.000	2-2	1.000	10	1.4	
DENG, Majok	3-17	.176	2-13	.154	0-1	.000	8	1.3		16-51	.314	6-35	.171	4-6	.667	42	2.2	
FISHER III, Keith	39-84	.464	6-25	.240	15-20	.750	99	9.0		39-84	.464	6-25	.240	15-20	.750	99	9.0	
HARTFIELD, Braun	4-13	.308	3-7	.429	2-3	.667	13	4.3		4-13	.308	3-7	.429	2-3	.667	13	4.3	
LEWIS, Maxwell	14-33	.424	4-15	.267	3-3	1.000	35	7.0		14-33	.424	4-15	.267	3-3	1.000	35	7.0	
MALLETTE, Houston	46-109	.422	24-67	.358	9-12	.750	125	11.4		46-109	.422	24-67	.358	9-12	.750	125	11.4	
MITCHELL JR., Mike	38-99	.384	17-40	.425	3-6	.500	96	8.7		38-99	.384	17-40	.425	3-6	.500	96	8.7	
MUNSON, Kendall	8-18	.444	0-0	.000	5-10	.500	21	2.3		32-54	.593	0-0	.000	20-39	.513	84	3.5	
OHIA OBIOHA, Victor	27-53	.509	0-0	.000	23-30	.767	77	7.7		156-251	.622	0-0	.000	68-105	.648	380	4.3	
POLK JR., Darryl	4-15	.267	1-7	.143	2-2	1.000	11	5.5		111-276	.402	46-139	.331	68-84	.810	336	3.8	
SMITH, Jade'	38-95	.400	4-14	.286	19-26	.731	99	9.0		302-684	.442	48-171	.281	138-190	.726	790	7.7	
YOON, Jay	0-0	.000	0-0	.000	2-2	1.000	2	0.7		2-10	.200	1-3	.333	4-4	1.000	9	0.4	
ZIDEK, Jan	44-114	.386	14-47	.298	29-33	.879	131	11.9		146-344	.424	65-194	.335	63-75	.840	420	8.8	

**Totals**

Player	Season Statistics									Career Statistics								
	O-REB	D-REB	TOTAL	PF	FO	A	TO	A/TO		O-REB	D-REB	TOTAL	PF	FO	A	TO	A/TO	
BASHAM, Carson	0	3	3	4	0	1	2	0.5		0	3	3	4	0	1	2	0.5	
DENG, Majok	2	6	8	6	0	3	0	0.0		5	22	27	19	0	4	2	2.0	
FISHER III, Keith	18	35	53	39	3	15	17	0.9		18	35	53	39	3	15	17	0.9	
HARTFIELD, Braun	2	5	7	5	0	4	9	0.4		2	5	7	5	0	4	9	0.4	
LEWIS, Maxwell	2	8	10	9	0	6	7	0.9		2	8	10	9	0	6	7	0.9	
MALLETTE, Houston	4	42	46	20	0	21	13	1.6		4	42	46	20	0	21	13	1.6	
MITCHELL JR., Mike	10	29	39	18	0	53	28	1.9		10	29	39	18	0	53	28	1.9	
MUNSON, Kendall	5	16	21	13	0	5	7	0.7		15	37	52	32	0	8	17	0.5	
OHIA OBIOHA, Victor	28	29	57	29	1	5	14	0.4		111	187	298	196	6	29	70	0.4	
POLK JR., Darryl	0	3	3	4	0	6	2	3.0		35	138	173	145	4	136	70	1.9	
SMITH, Jade'	18	38	56	29	0	34	33	1.0		126	312	438	305	11	189	188	1.0	
YOON, Jay	0	3	3	0	0	0	1	0.0		2	7	9	6	0	2	2	1.0	
ZIDEK, Jan	13	29	42	22	0	4	20	0.2		37	101	138	79	1	21	43	0.5	

# TEAM STATS



## 2021-22 Pepperdine Men's Basketball Team Game-by-Game All games

Page 1/1  
as of Dec 07, 2021

				Total		3-Pointers		Free throws		Rebounds											
Opponent	Date	Score		FG-FGA	PCT	3FG-3FGA	PCT	FT-FTA	PCT	OFF	DEF	TOT	AVG	PF	A	TO	BLK	STL	PTS	AVG	
at Rice	11/09/2021	63-82	L	23-65	.354	9-28	.321	8-12	.667	10	26	36	36.0	13	15	15	0	7	63	63.0	
Idaho St.	11/12/2021	65-60	W	23-56	.411	3-19	.158	16-25	.640	12	27	39	37.5	21	13	15	2	11	65	64.0	
Utah Valley	11/15/2021	74-86	Lot	26-63	.413	11-27	.407	11-12	.917	11	23	34	36.3	17	18	17	4	10	74	67.3	
UC Davis	11/17/2021	72-67	W	25-52	.481	7-14	.500	15-19	.789	9	27	36	36.3	22	18	19	3	6	72	68.5	
at UC Irvine	11/20/2021	48-82	L	18-54	.333	3-13	.231	9-11	.818	10	22	32	35.4	13	5	17	2	0	48	64.4	
vs Fresno St.	11/22/2021	63-70	L	24-44	.545	9-15	.600	6-9	.667	4	21	25	33.7	28	14	20	1	2	63	64.2	
vs TCU	11/24/2021	64-73	L	24-55	.436	8-24	.333	8-10	.800	8	14	22	32.0	18	13	12	0	4	64	64.1	
Grand Canyon	11/27/2021	56-59	L	20-57	.351	5-24	.208	11-14	.786	7	23	30	31.8	16	13	11	4	6	56	63.1	
at Nevada	11/30/2021	66-79	L	24-71	.338	7-30	.233	11-13	.846	12	31	43	33.0	15	15	12	1	7	66	63.4	
at UC Santa Barbara	12/03/2021	74-86	L	29-67	.433	8-21	.381	8-11	.727	14	16	30	32.7	22	18	11	1	7	74	64.5	
San Jose St.	12/06/2021	82-69	W	33-74	.446	5-20	.250	11-14	.786	17	33	50	34.3	13	15	10	5	3	82	66.1	
Total		727		269-658	.409	75-235	.319	114-150	.760	114	263	377	34.3	198	157	159	23	63	727	66.1	
Opponents		813		293-639	.459	74-227	.326	153-216	.708	116	292	408	37.1	182	160	153	24	81	813	73.9	

### Pepperdine Averages

Games Played	Points/game	FG Pct	3FG Pct	FT Pct	Rebounds/game	Assists/game	Turnovers/game	Assist/Turnover ratio	Steals/game	Blocks/game
11	66.1	40.9	31.9	76.0	34.3	14.3	14.5	1.0	5.7	2.1



## 2021-22 Pepperdine Men's Basketball Opponents Game-by-Game All games

Page 1/1  
as of Dec 07, 2021

				Total		3-Pointers		Free throws		Rebounds											
Opponent	Date	Score		FG-FGA	PCT	3FG-3FGA	PCT	FT-FTA	PCT	OFF	DEF	TOT	AVG	PF	A	TO	BLK	STL	PTS	AVG	
at Rice	11/09/2021	63-82	L	30-61	.492	11-31	.355	11-16	.688	9	34	43	43.0	13	21	14	1	12	82	82.0	
Idaho St.	11/12/2021	65-60	W	22-55	.400	6-25	.240	10-16	.625	10	23	33	38.0	23	12	19	1	9	60	71.0	
Utah Valley	11/15/2021	74-86	Lot	32-63	.508	9-15	.600	13-21	.619	12	25	37	37.7	12	14	14	0	7	86	76.0	
UC Davis	11/17/2021	72-67	W	24-54	.444	5-17	.294	14-20	.700	6	20	26	34.8	20	13	14	3	9	67	73.8	
at UC Irvine	11/20/2021	48-82	L	32-64	.500	8-17	.471	10-13	.769	12	28	40	35.8	15	14	8	3	11	82	75.4	
vs Fresno St.	11/22/2021	63-70	L	20-47	.426	5-13	.385	25-36	.694	9	18	27	34.3	15	13	10	1	8	70	74.5	
vs TCU	11/24/2021	64-73	L	27-54	.500	3-18	.167	16-21	.762	15	23	38	34.9	15	13	18	3	3	73	74.3	
Grand Canyon	11/27/2021	56-59	L	24-59	.407	4-21	.190	7-12	.583	14	32	46	36.3	19	13	17	1	6	59	72.4	
at Nevada	11/30/2021	66-79	L	30-65	.462	9-27	.333	10-15	.667	8	36	44	37.1	17	20	13	5	5	79	73.1	
at UC Santa Barbara	12/03/2021	74-86	L	26-49	.531	7-17	.412	27-35	.771	11	26	37	37.1	17	15	15	2	6	86	74.4	
San Jose St.	12/06/2021	82-69	W	26-68	.382	7-26	.269	10-11	.909	10	27	37	37.1	16	12	11	4	5	69	73.9	
Total		813		293-639	.459	74-227	.326	153-216	.708	116	292	408	37.1	182	160	153	24	81	813	73.9	
Pepperdine		727		269-658	.409	75-235	.319	114-150	.760	114	263	377	34.3	198	157	159	23	63	727	66.1	

### Opponents Averages

Games Played	Points/game	FG Pct	3FG Pct	FT Pct	Rebounds/game	Assists/game	Turnovers/game	Assist/Turnover ratio	Steals/game	Blocks/game
11	73.9	45.9	32.6	70.8	37.1	14.5	13.9	1.0	7.4	2.2



# HIGHS/LOWS



## 2021-22 Pepperdine Men's Basketball Team High/Low Analysis All games

as of Dec

### Pepperdine - Game Highs

<b>POINTS</b>	82	San Jose St. (12/06/2021)
	74	at UC Santa Barbara (12/03/2021)
	74	Utah Valley (11/15/2021)
	72	UC Davis (11/17/2021)
	66	at Nevada (11/30/2021)
<b>FIELD GOALS MADE</b>	33	San Jose St. (12/06/2021)
	29	at UC Santa Barbara (12/03/2021)
<b>FIELD GOAL ATTEMPTS</b>	74	San Jose St. (12/06/2021)
	71	at Nevada (11/30/2021)
<b>FIELD GOAL PERCENTAGE</b>	.545 (24-44)	vs Fresno St. (N) (11/22/2021)
	.481 (25-52)	UC Davis (11/17/2021)
<b>3 PT FG MADE</b>	11	Utah Valley (11/15/2021)
	9	vs Fresno St. (N) (11/22/2021)
	9	at Rice (11/09/2021)
<b>3 PT FG ATTEMPTS</b>	30	at Nevada (11/30/2021)
	28	at Rice (11/09/2021)
<b>3 PT FG PERCENTAGE</b>	.600 (9-15)	vs Fresno St. (N) (11/22/2021)
	.500 (7-14)	UC Davis (11/17/2021)
<b>FREE THROWS MADE</b>	16	Idaho St. (11/12/2021)
	15	UC Davis (11/17/2021)
<b>FREE THROW ATTEMPTS</b>	25	Idaho St. (11/12/2021)
	19	UC Davis (11/17/2021)
<b>FREE THROW PERCENTAGE</b>	.917 (11-12)	Utah Valley (11/15/2021)
	.846 (11-13)	at Nevada (11/30/2021)
<b>REBOUNDS</b>	50	San Jose St. (12/06/2021)
	43	at Nevada (11/30/2021)
<b>ASSISTS</b>	18	at UC Santa Barbara (12/03/2021)
	18	UC Davis (11/17/2021)
	18	Utah Valley (11/15/2021)
<b>STEALS</b>	11	Idaho St. (11/12/2021)
	10	Utah Valley (11/15/2021)
<b>BLOCKED SHOTS</b>	5	San Jose St. (12/06/2021)
	4	Grand Canyon (11/27/2021)
	4	Utah Valley (11/15/2021)
<b>TURNOVERS</b>	20	vs Fresno St. (N) (11/22/2021)
	19	UC Davis (11/17/2021)
<b>FOULS</b>	28	vs Fresno St. (N) (11/22/2021)
	22	at UC Santa Barbara (12/03/2021)
	22	UC Davis (11/17/2021)



## 2021-22 Pepperdine Men's Basketball Team High/Low Analysis All games

as of D

### Opponent - Game Highs

<b>POINTS</b>	86	at UC Santa Barbara (12/03/2021)
	86	Utah Valley (11/15/2021)
	82	at UC Irvine (11/20/2021)
	82	at Rice (11/09/2021)
	79	at Nevada (11/30/2021)
<b>FIELD GOALS MADE</b>	32	at UC Irvine (11/20/2021)
	32	Utah Valley (11/15/2021)
<b>FIELD GOAL ATTEMPTS</b>	68	San Jose St. (12/06/2021)
	65	at Nevada (11/30/2021)
<b>FIELD GOAL PERCENTAGE</b>	.531 (26-49)	at UC Santa Barbara (12/03/2021)
	.508 (32-63)	Utah Valley (11/15/2021)
<b>3 PT FG MADE</b>	11	at Rice (11/09/2021)
	9	at Nevada (11/30/2021)
	9	Utah Valley (11/15/2021)
<b>3 PT FG ATTEMPTS</b>	31	at Rice (11/09/2021)
	27	at Nevada (11/30/2021)
<b>3 PT FG PERCENTAGE</b>	.600 (9-15)	Utah Valley (11/15/2021)
	.471 (8-17)	at UC Irvine (11/20/2021)
<b>FREE THROWS MADE</b>	27	at UC Santa Barbara (12/03/2021)
	25	vs Fresno St. (N) (11/22/2021)
<b>FREE THROW ATTEMPTS</b>	36	vs Fresno St. (N) (11/22/2021)
	35	at UC Santa Barbara (12/03/2021)
<b>FREE THROW PERCENTAGE</b>	.909 (10-11)	San Jose St. (12/06/2021)
	.771 (27-35)	at UC Santa Barbara (12/03/2021)
<b>REBOUNDS</b>	46	Grand Canyon (11/27/2021)
	44	at Nevada (11/30/2021)
<b>ASSISTS</b>	21	at Rice (11/09/2021)
	20	at Nevada (11/30/2021)
<b>STEALS</b>	12	at Rice (11/09/2021)
	11	at UC Irvine (11/20/2021)
<b>BLOCKED SHOTS</b>	5	at Nevada (11/30/2021)
	4	San Jose St. (12/06/2021)
<b>TURNOVERS</b>	19	Idaho St. (11/12/2021)
	18	vs TCU (N) (11/24/2021)
<b>FOULS</b>	23	Idaho St. (11/12/2021)
	20	UC Davis (11/17/2021)



## 2021-22 Pepperdine Men's Basketball Team High/Low Analysis All games

as of Dec

### Pepperdine - Game Lows

<b>POINTS</b>	48	at UC Irvine (11/20/2021)
	56	Grand Canyon (11/27/2021)
	63	vs Fresno St. (N) (11/22/2021)
	63	at Rice (11/09/2021)
	64	vs TCU (N) (11/24/2021)
<b>FIELD GOALS MADE</b>	18	at UC Irvine (11/20/2021)
	20	Grand Canyon (11/27/2021)
<b>FIELD GOAL ATTEMPTS</b>	44	vs Fresno St. (N) (11/22/2021)
	52	UC Davis (11/17/2021)
<b>FIELD GOAL PERCENTAGE</b>	.333 (18-54)	at UC Irvine (11/20/2021)
	.338 (24-71)	at Nevada (11/30/2021)
<b>3 PT FG MADE</b>	3	at UC Irvine (11/20/2021)
	3	Idaho St. (11/12/2021)
<b>3 PT FG ATTEMPTS</b>	13	at UC Irvine (11/20/2021)
	14	UC Davis (11/17/2021)
<b>3 PT FG PERCENTAGE</b>	.158 (3-19)	Idaho St. (11/12/2021)
	.208 (5-24)	Grand Canyon (11/27/2021)
<b>FREE THROWS MADE</b>	6	vs Fresno St. (N) (11/22/2021)
	8	at UC Santa Barbara (12/03/2021)
	8	vs TCU (N) (11/24/2021)
	8	at Rice (11/09/2021)
<b>FREE THROW ATTEMPTS</b>	9	vs Fresno St. (N) (11/22/2021)
	10	vs TCU (N) (11/24/2021)
<b>FREE THROW PERCENTAGE</b>	.640 (16-25)	Idaho St. (11/12/2021)
	.667 (8-12)	at Rice (11/09/2021)
	.667 (6-9)	vs Fresno St. (N) (11/22/2021)
<b>REBOUNDS</b>	22	vs TCU (N) (11/24/2021)
	25	vs Fresno St. (N) (11/22/2021)
<b>ASSISTS</b>	5	at UC Irvine (11/20/2021)
	13	Grand Canyon (11/27/2021)
	13	vs TCU (N) (11/24/2021)
	13	Idaho St. (11/12/2021)
<b>STEALS</b>	0	at UC Irvine (11/20/2021)
	2	vs Fresno St. (N) (11/22/2021)
<b>BLOCKED SHOTS</b>	0	vs TCU (N) (11/24/2021)
	0	at Rice (11/09/2021)
<b>TURNOVERS</b>	10	San Jose St. (12/06/2021)
	11	at UC Santa Barbara (12/03/2021)
	11	Grand Canyon (11/27/2021)
<b>FOULS</b>	13	San Jose St. (12/06/2021)
	13	at UC Irvine (11/20/2021)
	13	at Rice (11/09/2021)



## 2021-22 Pepperdine Men's Basketball Team High/Low Analysis All games

as of Dec

### Opponent - Game Lows

<b>POINTS</b>	59	Grand Canyon (11/27/2021)
	60	Idaho St. (11/12/2021)
	67	UC Davis (11/17/2021)
	69	San Jose St. (12/06/2021)
	70	vs Fresno St. (N) (11/22/2021)
<b>FIELD GOALS MADE</b>	20	vs Fresno St. (N) (11/22/2021)
	22	Idaho St. (11/12/2021)
<b>FIELD GOAL ATTEMPTS</b>	47	vs Fresno St. (N) (11/22/2021)
	49	at UC Santa Barbara (12/03/2021)
<b>FIELD GOAL PERCENTAGE</b>	.382 (26-68)	San Jose St. (12/06/2021)
	.400 (22-55)	Idaho St. (11/12/2021)
<b>3 PT FG MADE</b>	3	vs TCU (N) (11/24/2021)
	4	Grand Canyon (11/27/2021)
<b>3 PT FG ATTEMPTS</b>	13	vs Fresno St. (N) (11/22/2021)
	15	Utah Valley (11/15/2021)
<b>3 PT FG PERCENTAGE</b>	.167 (3-18)	vs TCU (N) (11/24/2021)
	.190 (4-21)	Grand Canyon (11/27/2021)
<b>FREE THROWS MADE</b>	7	Grand Canyon (11/27/2021)
	10	San Jose St. (12/06/2021)
	10	at Nevada (11/30/2021)
	10	at UC Irvine (11/20/2021)
	10	Idaho St. (11/12/2021)
<b>FREE THROW ATTEMPTS</b>	11	San Jose St. (12/06/2021)
	12	Grand Canyon (11/27/2021)
<b>FREE THROW PERCENTAGE</b>	.583 (7-12)	Grand Canyon (11/27/2021)
	.619 (13-21)	Utah Valley (11/15/2021)
<b>REBOUNDS</b>	26	UC Davis (11/17/2021)
	27	vs Fresno St. (N) (11/22/2021)
<b>ASSISTS</b>	12	San Jose St. (12/06/2021)
	12	Idaho St. (11/12/2021)
<b>STEALS</b>	3	vs TCU (N) (11/24/2021)
	5	San Jose St. (12/06/2021)
	5	at Nevada (11/30/2021)
<b>BLOCKED SHOTS</b>	0	Utah Valley (11/15/2021)
	1	Grand Canyon (11/27/2021)
	1	vs Fresno St. (N) (11/22/2021)
	1	Idaho St. (11/12/2021)
	1	at Rice (11/09/2021)
<b>TURNOVERS</b>	8	at UC Irvine (11/20/2021)
	10	vs Fresno St. (N) (11/22/2021)
<b>FOULS</b>	12	Utah Valley (11/15/2021)
	13	at Rice (11/09/2021)

# HIGHS/LOWS



2021-22 Pepperdine Men's Basketball  
Player Highs Analysis  
All games

Page 1/2  
as of Dec 07, 2021

## Pepperdine - Individual Game Highs

<b>POINTS</b>	21	Keith Fisher III vs San Jose St. (12/06/2021)
	21	Houston Mallette vs Utah Valley (11/15/2021)
	20	Jan Zidek at UC Santa Barbara (12/03/2021)
	20	Jan Zidek vs Fresno St. (N) (11/22/2021)
	18	Houston Mallette at Rice (11/09/2021)
<b>FIELD GOALS MADE</b>	9	Keith Fisher III vs San Jose St. (12/06/2021)
	8	Jan Zidek at UC Santa Barbara (12/03/2021)
	8	Houston Mallette vs Utah Valley (11/15/2021)
<b>FIELD GOAL ATTEMPTS</b>	15	Houston Mallette at Nevada (11/30/2021)
	15	Houston Mallette at Rice (11/09/2021)
<b>FIELD GOAL PERCENTAGE (min 5 made)</b>	.857 (6-7)	Mike Mitchell Jr. vs UC Davis (11/17/2021)
	.818 (9-11)	Keith Fisher III vs San Jose St. (12/06/2021)
<b>3 PT FG MADE</b>	5	Houston Mallette vs Utah Valley (11/15/2021)
	5	Houston Mallette at Rice (11/09/2021)
<b>3 PT FG ATTEMPTS</b>	10	Houston Mallette at Nevada (11/30/2021)
	10	Houston Mallette at Rice (11/09/2021)
<b>3 PT FG PERCENTAGE (min 2 made)</b>	1.000 (3-3)	Houston Mallette vs UC Davis (11/17/2021)
	1.000 (2-2)	Keith Fisher III vs San Jose St. (12/06/2021)
<b>FREE THROWS MADE</b>	7	Victor Ohia Obioha vs UC Davis (11/17/2021)
	7	Jade' Smith vs UC Davis (11/17/2021)
<b>FREE THROW ATTEMPTS</b>	9	Jade' Smith vs UC Davis (11/17/2021)
	8	Victor Ohia Obioha vs UC Davis (11/17/2021)
<b>FREE THROW PERCENTAGE (min 3 made)</b>	1.000 (5-5)	Jade' Smith vs Utah Valley (11/15/2021)
	1.000 (4-4)	Keith Fisher III vs Grand Canyon (11/27/2021)
	1.000 (4-4)	Jan Zidek vs Grand Canyon (11/27/2021)
	1.000 (4-4)	Jan Zidek vs Fresno St. (N) (11/22/2021)
	1.000 (3-3)	Maxwell Lewis at Nevada (11/30/2021)
<b>REBOUNDS</b>	12	Victor Ohia Obioha vs San Jose St. (12/06/2021)
	10	Jade' Smith vs Utah Valley (11/15/2021)
	10	Keith Fisher III vs Idaho St. (11/12/2021)
<b>ASSISTS</b>	8	Mike Mitchell Jr. vs San Jose St. (12/06/2021)
	8	Mike Mitchell Jr. vs TCU (N) (11/24/2021)
<b>STEALS</b>	4	Mike Mitchell Jr. vs Utah Valley (11/15/2021)
	3	Jade' Smith at Nevada (11/30/2021)
	3	Kendall Munson vs Idaho St. (11/12/2021)
	3	Houston Mallette at Rice (11/09/2021)
<b>BLOCKED SHOTS</b>	2	Maxwell Lewis vs San Jose St. (12/06/2021)
	2	Victor Ohia Obioha vs San Jose St. (12/06/2021)
	2	Houston Mallette vs Grand Canyon (11/27/2021)
	2	Victor Ohia Obioha vs Grand Canyon (11/27/2021)
	2	Houston Mallette vs Utah Valley (11/15/2021)
<b>TURNOVERS</b>	7	Mike Mitchell Jr. vs UC Davis (11/17/2021)
	6	Jade' Smith vs Fresno St. (N) (11/22/2021)
<b>FOULS</b>	5	Keith Fisher III vs TCU (N) (11/24/2021)
	5	Victor Ohia Obioha vs Fresno St. (N) (11/22/2021)
	5	Keith Fisher III vs Fresno St. (N) (11/22/2021)
	5	Keith Fisher III at Rice (11/09/2021)



2021-22 Pepperdine Men's Basketball  
Player Highs Analysis  
All games

Page 2/2  
as of Dec 07, 2021

## Opponent - Individual Game Highs

<b>POINTS</b>	34	Fardaws Aimaq vs Utah Valley (11/15/2021)
	24	Grant Sherfield at Nevada (11/30/2021)
	24	Travis Eevee at Rice (11/09/2021)
	23	Calvin Wishart at UC Santa Barbara (12/03/2021)
	21	Desmond Cambridge Jr. at Nevada (11/30/2021)
<b>FIELD GOALS MADE</b>	14	Fardaws Aimaq vs Utah Valley (11/15/2021)
	10	Grant Sherfield at Nevada (11/30/2021)
<b>FIELD GOAL ATTEMPTS</b>	24	Fardaws Aimaq vs Utah Valley (11/15/2021)
	18	Grant Sherfield at Nevada (11/30/2021)
<b>FIELD GOAL PERCENTAGE (min 5 made)</b>	1.000 (5-5)	Mylijael Poteat at Rice (11/09/2021)
	.833 (5-6)	Calvin Wishart at UC Santa Barbara (12/03/2021)
<b>3 PT FG MADE</b>	6	Travis Eevee at Rice (11/09/2021)
	5	Desmond Cambridge Jr. at Nevada (11/30/2021)
<b>3 PT FG ATTEMPTS</b>	10	Desmond Cambridge Jr. at Nevada (11/30/2021)
	10	Travis Eevee at Rice (11/09/2021)
<b>3 PT FG PERCENTAGE (min 2 made)</b>	1.000 (4-4)	Calvin Wishart at UC Santa Barbara (12/03/2021)
	1.000 (4-4)	Connor Harding vs Utah Valley (11/15/2021)
	1.000 (2-2)	Justin Hohn at UC Irvine (11/20/2021)
<b>FREE THROWS MADE</b>	11	Isaiah Hill vs Fresno St. (N) (11/22/2021)
	9	Calvin Wishart at UC Santa Barbara (12/03/2021)
<b>FREE THROW ATTEMPTS</b>	16	Isaiah Hill vs Fresno St. (N) (11/22/2021)
	11	Mike Miles vs TCU (N) (11/24/2021)
<b>FREE THROW PERCENTAGE (min 3 made)</b>	1.000 (9-9)	Calvin Wishart at UC Santa Barbara (12/03/2021)
	1.000 (4-4)	Omari Moore vs San Jose St. (12/06/2021)
	1.000 (4-4)	Collin Welp at UC Irvine (11/20/2021)
	1.000 (4-4)	Kane Milling vs UC Davis (11/17/2021)
	1.000 (4-4)	Jake Lieppert at Rice (11/09/2021)
	1.000 (3-3)	Warren Washington at Nevada (11/30/2021)
<b>REBOUNDS</b>	14	Fardaws Aimaq vs Utah Valley (11/15/2021)
	13	Max Fiedler at Rice (11/09/2021)
<b>ASSISTS</b>	10	Grant Sherfield at Nevada (11/30/2021)
	7	Blaze Nield vs Utah Valley (11/15/2021)
<b>STEALS</b>	4	Ofure Ujadughele at UC Irvine (11/20/2021)
	4	Terrance McBride at Rice (11/09/2021)
<b>BLOCKED SHOTS</b>	2	Omari Moore vs San Jose St. (12/06/2021)
	2	Robinson Idiehen at UC Santa Barbara (12/03/2021)
	2	Warren Washington at Nevada (11/30/2021)
	2	Desmond Cambridge Jr. at Nevada (11/30/2021)
	2	Austin Johnson at UC Irvine (11/20/2021)
	2	Christian Anigwe vs UC Davis (11/17/2021)
<b>TURNOVERS</b>	6	Tarik Cool vs Idaho St. (11/12/2021)
	5	Yvan Ouedraogo vs Grand Canyon (11/27/2021)
	5	Tim Ceaser vs Utah Valley (11/15/2021)
	5	Robert Ford III vs Idaho St. (11/12/2021)
<b>FOULS</b>	5	Trey Anderson vs San Jose St. (12/06/2021)
	5	Tré Coleman at Nevada (11/30/2021)
	5	Orlando Robinson vs Fresno St. (N) (11/22/2021)
	5	Dean Keeler at UC Irvine (11/20/2021)
	5	Brayden Parker vs Idaho St. (11/12/2021)

# LAST FOUR GAMES



Official Basketball Box Score - Final  
**San Jose St. at Pepperdine**  
12/06/21 Fresno Fieldhouse, Malibu, Calif.  
2021-22 Men's Basketball

Game Time: 7:00 PM  
Game Duration: 1:58  
Attendance: 510



Official Basketball Box Score - Final  
**Pepperdine at UC Santa Barbara**  
12/03/21 The Thunderdome, SB, Vista  
2021-22 Men's Basketball

Game Time: 7:00 PM  
Game Duration: 1:58  
Attendance: 2,211

San Jose St. - 69

Record: 4-4

NO. Name		Min	FG M-A	3P M-A	FT M-A	Rebounds OR DR TOT	Fouls PF FD	TP	AS	TO	ST	Blocks BS BA	+/-
15 Trey Anderson	F	25:06	3-7	0-2	0-0	0 5 5	5 1 6	1	0	1	0	0	-2
5 Ibrahim Diallo	C	22:24	4-10	0-0	0-0	6 4 10	3 0 8	0	1	1	1	0	-7
10 Omari Moore	G	38:24	4-11	1-3	4-4	1 8 9	3 6 13	4	3	0	2	1	-18
13 Alvaro Cardenas	G	33:24	5-11	4-7	0-0	1 1 2	3 0 3	14	3	2	0	2	-9
44 Trey Smith	G	36:57	5-16	2-9	2-2	0 2 2	1 2 14	3	0	1	0	0	-13
2 Shon Robinson		26:43	3-8	0-2	4-5	2 4 6	0 4 10	1	3	0	1	2	-14
31 Tibet Gorener		05:09	0-1	0-1	0-0	0 0 0	0 0 0	0	0	0	0	0	-3
0 Myron Amey, Jr.		06:50	2-4	0-2	0-0	0 2 2	1 0 4	0	1	0	0	0	1
42 Josh O'Garro		03:03	0-0	0-0	0-0	0 0 0	0 0 0	0	0	0	0	0	0
Team						0 1 1	0 0 0	0	0	0	0	0	
Totals			26-68	7-26	10-11	10 27 37	16 13 69	12	11	5	4	5	-13

Technical Fouls: NONE

Pepperdine - 82

Record: 3-8

NO. Name		Min	FG M-A	3P M-A	FT M-A	Rebounds OR DR TOT	Fouls PF FD	TP	AS	TO	ST	Blocks BS BA	+/-
3 Keith Fisher III	F	27:00	9-11	2-2	1-1	3 4 7	3 4	21	1	0	0	0 0	11
31 Jan Zidek	F	29:27	3-9	0-2	5-6	3 4 7	1 4	11	0	2	0	0 0	13
0 Houston Mallette	G	24:05	2-7	2-6	0-0	0 1 1	1 0	6	0	0	0	0 0	4
1 Mike Mitchell Jr.	G	28:56	2-8	0-2	0-1	1 3 4	0 1	4	8	2	1	0 0	1
5 Jade' Smith	G	32:18	6-12	0-1	1-2	3 6 9	2 3	13	3	2	0	1 1	14
2 Darryl Polk Jr.		17:51	0-4	0-4	2-2	0 3 3	1 2	2	2	2	0	1 6	
24 Maxwell Lewis		16:50	7-11	1-3	0-0	1 3 4	2 0	15	1	0	0	2 1	14
34 Victor Ohia Obioha		23:33	4-8	0-0	2-2	5 7 12	3 2	10	0	2	0	2 1	2
Team						1 2 3							
Totals			33-74	5-20	11-14	17 33 50	13 16	82	15	10	3	5 4	13

Technical Fouls: NONE

	SJSU	PEPP
Biggest lead	2 (1 <sup>st</sup> 19:45)	21 (2 <sup>nd</sup> 19:25)
Best Scoring Run	8 (2 <sup>nd</sup> 14:42)	9 (1 <sup>st</sup> 14:31)
Lead Changes	1	
Times Tied	3	
Time with Lead	01:09	37:24

Points from	SJSU	PEPP
Turnovers	17	11
Paint	30	48
Second Chance	13	24
Fast Breaks	5	20
Bench	14	27

Period by Period Scoring			
	1st	2nd	TOT
SJSU	28	41	69
PEPP	46	36	82

Shooting By Period		
1 <sup>st</sup> FG%	19-43	44.2%
3PT%	4-13	30.8%
FT%	4-6	66.7%
2 <sup>nd</sup> FG%	14-31	45.2%
3PT%	1-7	14.3%
FT%	7-9	87.5%
GM FG%	33-74	44.6%
3PT%	5-20	25.0%
FT%	11-14	78.6%

Dead Ball Rebounds: 0 0

Pepperdine - 74

Record: 2-8

NO. Name	Min	FG M-A	3P M-A	FT M-A	Rebounds OR DR TOT	Fouls PF FD	TP	AS	TO	ST	Blocks BS BA	+/-
3 Keith Fisher III	F 21:22	2-4	0-1	0-0	0 1 1	3 3	4	2	1	0	0 0	-11
31 Jan Zidek	F 25:55	8-14	1-4	3-4	3 4 7	3 2	20	0	0	0	0 0	0
0 Houston Mallette	G 30:36	3-10	2-7	0-1	0 3 3	3 2	8	1	3	2	0 0	-6
1 Mike Mitchell Jr.	G 28:57	3-9	3-4	0-0	1 0 1	1 0	9	5	1	1	0 0	-14
5 Jade' Smith	G 33:10	3-7	0-1	0-0	1 1 2	2 1	6	5	4	2	0 1	-20
2 Darryl Polk Jr.	14:25	4-7	1-3	0-0	0 0 0	3 4	9	4	0	1	0 1	6
24 Maxwell Lewis	13:05	1-4	1-1	0-0	0 2 2	4 1	3	1	1	0	0 0	-3
34 Victor Ohia Obioha	28:40	5-11	0-0	5-6	5 3 8	2 4	15	0	1	1	0 0	-5
12 Kendall Munson	03:50	0-1	0-0	0-0	1 0 1	1 0	0	0	0	0	0 0	-7
Team					3 2 5	0 0	0	0	0	0	0 0	
Totals		29-67	8-21	8-11	14 16 30	22 17	74	18	11	7	1 2	12

Technical Fouls: NONE

UC Santa Barbara - 86

Record: 4-2

NO. Name	Min	FG M-A	3P M-A	FT M-A	Rebounds OR DR TOT	Fouls PF FD	TP	AS	TO	ST	Blocks BS BA	+/-
5 Miles Norris	F 22:03	4-9	0-2	5-6	4 5 9	4 4	13	1	2	2	0 0	6
12 Amadou Sow	F 30:33	5-10	1-2	0-1	3 6 9	3 2	11	0	3	1	0 1	14
2 Josh Pierre-Louis	G 25:31	4-7	0-2	2-4	1 4 5	2 3	10	2	2	0	0 0	14
3 Ajare Sanni	G 32:15	3-8	1-4	5-6	0 3 3	2 3	12	3	0	0	0 0	20
13 Ajay Mitchell	G 25:22	1-2	0-1	2-2	0 1 1	2 1	4	4	4	1	0 0	10
0 Sekou Touré	07:34	0-1	0-0	2-2	0 2 2	1 1	2	0	1	0	0 0	-4
10 Calvin Wishart	28:15	5-6	4-4	9-9	0 2 2	1 5	23	3	3	2	0 0	16
24 Robinson Idehen	20:43	3-4	0-0	2-3	2 3 5	1 3	8	0	0	0	2 0	3
1 Jay Nagle	06:30	1-1	1-1	0-0	0 0 0	0 0	3	2	0	0	0 0	-1
4 Cole Anderson	01:14	0-1	0-1	0-0	0 0 0	0 0	0	0	0	0	0 0	0
Team					1 0 1	0 0	0	0	0	0	0 0	
Totals		26-49	7-17	27-35	11 26 37	17 22	86	15	15	6	2 1	12

Technical Fouls: NONE

	Pepp	UCSB
Biggest lead	6 (1 <sup>st</sup> 13:48)	13 (2 <sup>nd</sup> 12:57)
Best Scoring Run	7 (2 <sup>nd</sup> 18:59)	12 (2 <sup>nd</sup> 14:54)
Lead Changes	11	
Times Tied	8	
Time with Lead	12:38	22:56

Points from	Pepp	UCSB
Turnovers	15	19
Paint	32	36
Second Chance	16	15
Fast Breaks	10	10
Bench	27	36

Period by Period Scoring			
	1st	2nd	TOT
Pepp	41	33	74
UCSB	41	45	86



Official Basketball Box Score - Final  
**Pepperdine at Nevada**  
11/30/21 Lawlor Events Center, Reno  
2021-22 Men's Basketball

Game Time: 7:00 PM  
Game Duration: 2:11  
Attendance: 5,416



Official Basketball Box Score - Final  
**Grand Canyon at Pepperdine**  
11/27/21 Fresno Fieldhouse, Malibu, Calif.  
2021-22 Men's Basketball

Game Time: 3:00 PM  
Game Duration: 1:47  
Attendance: 1,570

Pepperdine - 66

Record: 2-7

LIVE STATS		Min	FG M-A	3P M-A	FT M-A	Rebounds OR DR TOT	Fouls PF FD	TP	AS	TO	ST	BS BA	+/-	
34 <b>Wesley Hill III</b>		F 28:07	2-4	1-2	2-2	1 7 8	1 3 7	7	0	1	0	0	0	-14
31	Jan Zidek	F 15:23	1-7	0-3	2-2	0 1 1	1 2 4	7	0	1	0	0	0	-11
0	Houston Mallette	G 31:50	4-15	2-10	0-0	0 5 5	1 2 10	3	3	0	2	0	1	-12
1	Mike Mitchell Jr.	G 31:31	5-13	2-6	0-0	2 3 5	2 1 12	4	2	1	0	1	1	-16
5	Jade' Smith	G 26:05	3-12	1-3	0-0	2 6 8	4 1 7	3	2	3	2	3	0	-4
24	Maxwell Lewis	18:12	3-7	0-3	3-3	1 2 3	1 3 9	3	3	3	0	1	0	-15
34	Victor Ohia Obioha	18:07	2-4	0-0	3-4	5 1 6	2 4 7	1	1	0	0	0	1	-4
12	Kendall Munson	11:53	2-2	0-0	1-2	1 2 3	1 1 5	1	0	0	0	0	0	-1
11	Carson Basham	09:51	1-3	0-0	0-0	0 1 1	1 0 2	0	1	1	0	0	0	-1
22	Majok Deng	09:01	1-4	1-3	0-0	0 2 2	1 0 3	0	0	0	0	0	0	11
Team						0 1 1	0 0 0	0	0	1				
Totals			24-71	7-30	11-13	12 31 43	15 17 66	15	12	7	1	5	0	-13

Technical Fouls: NONE

Shooting By Period		
1 <sup>st</sup> FG%	16-31	51.6%
3PT%	3-12	25.0%
FT%	0-0	0%
2 <sup>nd</sup> FG%	12-36	33.3%
3PT%	3-16	18.8%
FT%	7-9	77.8%
GM FG%	24-71	33.8%
3PT%	7-30	23.3%
FT%	11-13	84.6%

Dead Ball Rebounds: 1 0

Nevada - 79

Record: 4-4

NO. Name	Min	FG M-A	3P M-A	FT M-A	Rebounds OR DR TOT	Fouls PF FD	TP	AS	TO	ST	Blocks BS BA	+/-
5 Warren Washington	F 28:31	5-8	0-0	3-3	1 7 8	0 2	13	1	1	0	2 0	9
14 Tre Coleman	F 23:26	2-8	1-4	0-0	2 2 4	5 1	5	0	1	1	0 0	14
50 Will Baker	C 17:09	3-5	0-1	2-2	2 5 7	3 1	8	0	0	0	0 0	14
4 Desmond Cambridge Jr.	G 34:27	8-17	5-10	0-2	1 5 6	0 1	21	4	4	1	2 0	25
25 Grant Sheffield	G 36:08	10-18	2-6	2-3	0 8 8	2 4	24	10	2	1	0 0	13
42 K.J. Hymes	13:53	1-3	0-1	1-2	0 2 2	2 2	3	0	0	0	0 0	12
1 Kenan Blackshear	22:45	0-4	0-3	2-3	0 3 3	2 4	2	2	1	1	1 -1	
3 Alem Husseinovic	02:38	0-0	0-0	0-0	0 0 0	0 0	0	1	0	0	0 -9	
20 Daniel Foster	21:03	1-2	1-2	0-0	0 2 2	3 0	3	3	2	1	0 0	1
Team					2 2 4	0 1	0	0	1	0	0 0	
Totals		30-65	9-27	10-15	8 36 44	17 15	79	20	13	5	1 5	13

Technical Fouls: NONE

	Pep	Nevada
Biggest lead	5 (1 <sup>st</sup> 7:17)	25 (2 <sup>nd</sup> 10:39)
Best Scoring Run	11 (2 <sup>nd</sup> 2:55)	11 (2 <sup>nd</sup> 10:39)
Lead Changes	7	
Times Tied	4	
Time with Lead	10:50	26:38

Points from	Pep	Nevada
Turnovers	15	17
Paint	16	34
Second Chance	7	9
Fast Breaks	8	6
Bench	26	8

Period by Period Scoring			
	1st	2nd	TOT
Pep	32	34	66
Nevada	35	44	79

Shooting By Period		
1 <sup>st</sup> FG%	16-31	51.6%
3PT%	3-12	25.0%
FT%	0-0	0%
2 <sup>nd</sup> FG%	12-36	33.3%
3PT%	3-16	18.8%
FT%	7-9	77.8%
GM FG%	24-71	33.8%
3PT%	7-30	23.3%
FT%	11-13	84.6%

Dead Ball Rebounds: 1 0

Grand Canyon - 59

Record: 5-1

NO. Name	Min	FG M-A	3P M-A	FT M-A	Rebounds OR DR TOT	Fouls PF FD	TP	AS	TO	ST	Blocks BS BA	+/-
24 Yvan Ouedraogo	F 13:22	2-2	0-0	0-0	2 0 2	4 2	4	0	5	0	0 0	1
30 Gabe McGlothan	F 25:42	4-8	0-0	0-0	5 5 4	0 0	8	1	3	0	0 0	8
0 Sean Miller-Moore	G 17:34	1-2	0-0	0-0	7 7 2	0 0	2	0	2	0	0 0	-4</