

MEN'S  
BASKETBALL

## SAMFORD BULLDOGS

6-2, 0-0 SoCon

Head Coach: Bucky McMillan (Birmingham Southern, 2006)

Record at Samford: 12-15 / 2nd season

Career Record: 12-15 / 2nd season

vs. Alabama State: 0-0 / 1st Meeting

## ALABAMA STATE

1-7, 0-0 SWAC

Head Coach: Mo Williams (Alabama, 2003)

Record at Alabama State: 5-21 / 2nd season

Career Record: 5-21 / 2nd season

vs. Samford: 0-0 / 1st Meeting



BULLDOGS

## BROADCAST INFORMATION

TV | YouTube TV  
D'Quan Lee, Play-by-Play  
Darrell Dapprich, Analyst

VIDEOSTREAM  
BamaStateSports.com

TICKETS  
BamaStateSports.com



HORNETS

## LAST GAME STARTERS



**QUES GLOVER**  
0 • G • 6-0 • SOPH.



**WESLEY CARDET**  
1 • G • 6-6 • FR.



**JACOB TRYON**  
42 • C • 6-11 • SR.



**JERMAINE MARSHALL**  
4 • F • 6-6 • SOPH.



**COOPER KAIFES**  
23 • G • 6-4 • SOPH.

		HT	WGT	YR	HOMETOWN	PPG	RPG	OTHER
0	Ques Glover	6-0	180	So.	Knoxville, Tenn.	18.8	3.0	4.6 APG
1	Wesley Cardet, Jr.	6-6	210	Fr.	Fort Lauderdale, Fla.	8.1	3.6	86.7% FT
4	Jermaine Marshall	6-6	225	So.	Brighton, Ala.	13.0	8.6	49.3% FG
23	Cooper Kaifes	6-4	205	So.	Shawness, Kan.	7.6	3.1	30.9% 3-PT
42	Jacob Tryon	6-11	225	Sr.	Temecula, Calif.	8.3	5.9	1.4 BPG

## NEWS &amp; NOTES

- The **Bulldogs** (6-2) of **Samford** travel to the capital city on Wednesday, Dec. 8 to face the **Hornets** (1-7) of **Alabama State** at the Dunn-Oliver Acadome in Montgomery. Tipoff is set for **6 p.m.** and the game will be broadcast on **YouTube TV**.
- Samford** and **Alabama State** are meeting for the **sixth** time on the hardwood Wednesday and the first time since the 1992 season. The **Hornets** lead the all-time series standings **4-1**, but the **Bulldogs** claimed an **86-76** victory in the last meeting between the schools on **Dec. 8, 1992** in Birmingham.
- Alabama State** has faced a formidable schedule early on, posting a **1-7** record coming into Wednesday's game. The **Hornets**, who are led by former Alabama great and NBA All-Star **Mo Williams**, have lost two straight after dropping a **93-54** decision at **Dayton** and an **81-69** loss to **North Alabama**. ASU's lone win on the year came against NCAA Division II **Tuskegee**, 91-65, on Nov. 22 in Montgomery.
- Despite a career-high 22 points and 13 rebounds from **Jermaine Marshall** and 22 points and six assists from **Ques Glover**, the **Samford** fell **85-73** to **Belmont** (7-3) on Saturday, Dec. 5 at the Pete Hanna Center. The **Bulldogs** (6-2) had a huge second half, outscoring Belmont **48-39**. **Will Richard** led four Bruins in double figures with 23 points.

- The **Hornets** are averaging **68.9 points** per game while giving up 84 a contest. **Alabama State** scored a season-high 91 versus Tuskegee on Nov. 22 in a 91-65 victory.
- Alabama State** has two players averaging in double figures. **Gerald Liddell**, a 6-foot-8 junior forward, leads the team at 11.4 points and 5.1 rebounds per game. **Trace Young**, a 6-foot-8 sophomore forward, is turning in 10.8 points as well.
- Samford** is **No. 1** in the **SoCon** and **No. 13** nationally in **turnovers forced** (19.0). SU is also second in **steals** (9.0).
- Jermaine Marshall** (6-6, 225, So.) had his best game as a Bulldog on Sunday versus Belmont, scoring **22 points** and grabbing **13 rebounds**. He has been a force on the wing for the Bulldogs, averaging **13.0 points** and a team-high **8.6 rebounds** per game. His 8.6 rebounds per game are currently No. 2 in the SoCon while his 13.0 points sit No. 17.
- Ques Glover** (6-0, 180, So.) has made a remarkable impact on the Bulldogs so far this year, **leading the SoCon** in scoring at **18.8 points** per game while dishing out **4.6 assists** a game. The Knoxville, Tenn., native, scored **22 points** and dished out six assists against **Belmont** on Sunday.
- Senior center **Jacob Tryon** (6-11, 220, Sr.) has scored in double figures in three straight games after turning in **10 points** and five rebounds versus **Belmont**.

## SCHEDULE &amp; RESULTS

<b>OVERALL RECORD:</b>	<b>6-2</b>
SoCon:	0-0
NON-CONFERENCE:	6-2
HOME:	3-1
AWAY:	1-1
NEUTRAL:	2-0

## NOVEMBER

9	Maryville	ESPN+	W, 99-78
11	Spring Hill	ESPN+	W, 86-69
15	at San Francisco	WVC	L, 77-55
18	at Oregon State	PAC12	W, 78-77
26	vs. North Carolina A&T ^		W, 77-75
27	vs. McNeese St. ^		W, 83-75
30	Mississippi College	ESPN+	W, 83-58

## DECEMBER

5	Belmont	ESPN+	L, 85-73
8	at Alabama State		7 PM
11	Alabama A&M	ESPN+	6 PM
18	Kennesaw State	ESPN+	6 PM
21	at Ole Miss	ESPN+	3 PM
29	at Furman *	ESPN+	6 PM

## JANUARY

1	The Citadel *	ESPN+	2 PM
5	at Mercer *	ESPN+	6 PM
8	Western Carolina *	ESPN+	4 PM
12	at Wofford *	ESPN+	6 PM
15	East Tennessee State *	ESPN+	2 PM
20	at Virginia Military Institute *	ESPN+	6 PM
22	at UNC-Greensboro *	ESPN+	4 PM
26	Mercer *	ESPN+	7 PM
29	at Western Carolina *	ESPN+	2 PM

## FEBRUARY

2	Chattanooga *	ESPN+	7 PM
5	at The Citadel *	ESPN+	12 PM
9	Wofford *	ESPN+	7 PM
12	at East Tennessee State *	ESPN+	4 PM
17	Virginia Military Institute *	ESPN+	7 PM
19	UNC-Greensboro *	ESPN+	2 PM
23	Furman *	ESPN+	7 PM
26	at Chattanooga *	ESPN+	3 PM

## MARCH

3-6 Southern Conference Tournament!  
Cherokee Center - Asheville, N.C.

^ Destin, Fla. | \* SoCon Game | ! - SoCon Tournament at Asheville, NC

\*\* All times Central & Subject to Change



**QUICK FACTS • INFORMATION**

Location:	Birmingham, Ala.
Year Founded:	1841
Enrollment:	5,624
Nickname:	Bulldogs
School Colors:	Red and Blue
Arena (Capacity):	Pete Hanna Center (5,000)
Affiliation:	NCAA Division I
Conference:	Southern
President:	Dr. Beck Taylor
Director of Athletics:	Martin Newton

**COACHING STAFF**

Head Coach	Bucky McMillan
Alma Mater/Yr	Birmingham Southern/2006
Record at Samford/Yrs	12-15 (2nd)
Overall Record/Yrs	12-15 (2nd)
Assistant Coaches/Yrs	Duane Reboul (2nd)
	Mitch Cole (1st), Zach Gillion (1st), Sergio Rouco (2nd)
	David Good (2nd), Neb Exantus (2nd)
Strength & Conditioning	Trey Kilgore (1st)
Volunteer Assistant/Yrs	Drew Smith (2nd)
	Skip Wellborn (2nd)
	Warren Fitzpatrick (1st)
	Justin Balik (1st)

**TEAM INFORMATION**

2020-21 Record	6-13
Southern Conference Record	2-9
Regular Season	10th
Final 2020-21 National Ranking	NR
Starters Returning/Lost (2020-21)	2/3
Letterwinners Returning/Lost (2020-21)	8/12

**BASKETBALL HISTORY**

First Year of Basketball:	1901-02
All-Time Record:	1137-1399 (.448), 102 seasons
All-Time Division I Record:	612-784 (.438), 47 seasons
NCAA Tournament Appearances/Most Recent:	Two/2000
NCAA Tournament Record:	0-2
Most Recent NCAA Opponent:	Syracuse, L (79-65)
	NCAA Midwest Regional, Cleveland, Ohio

**OFFICE OF EXTERNAL AFFAIRS**

Samford University's **Office of External Affairs** provides a full service public relations shop to members of the media. Game day services include credentials, statistics, photography, video clips (where available), and post-game access to coaches and student-athletes. The Office of Athletic Communications is located on the first floor of the Pete Hanna Center.

**GAME DAY CREDENTIALS**

Members of the media wishing to cover Samford University Men's Basketball games may request credentials through the Office of Athletic Communications. Please contact Joey Mullins, Assistant AD for Communications, via email with your request. His email is JMMullil@samford.edu.

**SAMFORD NUMERICAL ROSTER**

#	NAME	P	HGT	WGT	CLASS	HOMETOWN	PREVIOUS SCHOOL
0	Ques Glover	G	6-0	180	So.	Knoxville, Tenn.	Florida
1	Wesley Cardet, Jr.	G	6-6	210	Fr.	Fort Lauderdale, Fla.	West Oaks Academy (Fla.)
2	Jaden Campbell	G	6-5	205	So.	Brampton, Ontario	Florida Southwestern
3	Jaron Rillie	G	6-3	175	Fr.	Santa Barbara, Calif.	Link Year Prep (Mo.)
4	Jermaine Marshall	F	6-6	225	So.	Hueytown, Ala.	Akron
5	A.J. Staton-McCray	G	6-5	190	Fr.	Charlotte, N.C.	West Oaks, Academy (Fla.)
10	Angel Smith	G/F	6-5	195	Fr.	Fort Lauderdale, Fla.	Southern Mississippi
11	Marcellus Vail	G	6-2	195	Fr.	Shelbyville, Ky.	Martha Layne Collins HS
12	Clay Holmes	G	6-2	235	Fr.	Brentwood, Tenn.	Brentwood Academy
13	Quinn Richey	G	6-5	205	So.	Johns Creek, Ga.	James Madison
14	Richardson Maitre	G	6-3	180	Sr.	Montreal, Canada	Florida Atlantic
15	Grayson Walters	F	6-5	210	Fr.	Mountain Brook, Ala.	Link Year Prep (Mo.)
21	Owen LaRocca	G	6-1	150	Fr.	Sugar Land, Texas	Fort Bend Christian
22	Logan Dye	F	6-9	240	Jr.	Haleyville, Ala.	Haleyville HS
23	Cooper Kaifes	G	6-4	205	R-So.	Shawnee, Kan.	Loyola-Chicago
24	Daniel Lobach	F	6-7	190	R-Fr.	Durham, N.C.	Rutgers
31	Bryan Smith	F	6-4	190	So.	Pismo Beach, Calif.	Arroyo Grande HS
33	Charlie Morrison	G	6-0	190	Fr.	Athens, Ala.	Lindsay Lane Christian
35	Paulie Stramaglia	G	5-11	180	Fr.	Mountain Brook, Ala.	Mountain Brook HS
42	Jacob Tryon	C	6-11	220	Sr.	Temecula, Calif.	Portland

**COACHING & SUPPORT STAFF**


POSITION	NAME	YR @ SU
Head Coach:	Bucky McMillan	2nd
Assistant Coaches:	Duane Reboul	2nd
	Mitch Cole	1st
	Sergio Rouco	2nd
	Zach Gillion	1st
	Neb Exantus	2nd
	David Good	2nd
	Skip Wellborn	2nd
Graduate Managers:	Drew Smith	2nd
	Warren Fitzpatrick	1st
	Justin Balik	1st
Strength & Conditioning:	Trey Kilgore	1st
Athletic Trainer:	Brad Montgomery	1st
Media Contact:	Matt Jones	2nd
Secondary Contacts:	Joey Mullins	19th
	Izzy Rothschild	2nd

**MEDIA RELATIONS****MATT JONES**

Sr. Associate AD / External (MBB)  
Cell: 662-719-9160  
E-Mail: Mjones27@Samford.edu  
Twitter: @OkralJones

**JOEY MULLINS**

Assistant AD (Secondary)  
Cell: 205-532-3477  
E-Mail: JMMullil@Samford.edu  
Twitter: @Joey\_SamfordSID

**IZZY ROTHSCHILD**

Dir. of Strategic Comms. (Social Media)  
Cell: 678-629-2060  
E-Mail: I.Rothsch@Samford.edu  
Twitter: @SamfordMBB





## SOUTHERN CONFERENCE STANDINGS



SCHOOL	CONFERENCE					OVERALL					
	W-L	PCT	H	A	STR	W-L	PCT	H	A	N	STR
Chattanooga	0-0	0.000	0-0	0-0	---	7-1	0.875	3-1	4-0	0-0	W2
UNCG	0-0	0.000	0-0	0-0	---	7-2	0.778	5-0	1-0	1-2	W3
Furman	0-0	0.000	0-0	0-0	---	6-2	0.750	3-1	3-1	0-0	W3
<b>Samford</b>	<b>0-0</b>	<b>0.000</b>	<b>0-0</b>	<b>0-0</b>	<b>---</b>	<b>6-2</b>	<b>0.750</b>	<b>3-1</b>	<b>1-1</b>	<b>2-0</b>	<b>L1</b>
ETSU	0-0	0.000	0-0	0-0	---	6-3	0.667	3-0	0-3	3-0	W1
Wofford	0-0	0.000	0-0	0-0	---	6-3	0.667	5-1	1-2	0-0	W1
VMI	0-0	0.000	0-0	0-0	---	6-4	0.600	3-0	2-3	1-1	W3
The Citadel	0-0	0.000	0-0	0-0	---	4-3	0.571	2-0	2-3	0-0	L1
Mercer	0-0	0.000	0-0	0-0	---	5-4	0.556	3-0	1-3	1-1	W3
Western Carolina	0-0	0.000	0-0	0-0	---	5-4	0.556	2-0	2-3	1-1	W2

## THIS WEEK IN THE SoCON

## MONDAY, DEC. 6

North Carolina Central @ The Citadel	7 PM
Mercer @ Coastal Carolina	7 PM

## TUESDAY, DEC. 7

Furman @ Winthrop	7 PM
-------------------	------

## WEDNESDAY, DEC. 8

Chattanooga @ UNC-Asheville	6:30 PM
<b>Samford @ Alabama State</b>	<b>7 PM</b>
Tennessee Tech @ Western Carolina	7 PM
Wofford @ Gardner-Webb	7 PM

## FRIDAY, DEC. 10

Appalachian State @ Furman	7 PM
----------------------------	------

## SATURDAY, DEC. 11

Georgia Southern @ Mercer	1 PM
Gardner-Webb @ Virginia Military Institute	1 PM
UNC-Asheville @ Western Carolina	1 PM
Morehead State @ East Tennessee State	3 PM
UNC-Greensboro @ Tennessee	3:30 PM
<b>Alabama A&amp;M @ Samford</b>	<b>6 PM</b>

## SUNDAY, DEC. 12

Wofford @ Coastal Carolina	2 PM
Tennessee-Wesleyan @ Chattanooga	2 PM

## TUESDAY, DEC. 14

VMI @ Wake Forest	6 PM
Furman @ North Carolina	6 PM
UNCG @ Towson	6 PM
North Carolina A&T @ ETSU	6 PM

## WEDNESDAY, DEC. 15

Chattanooga @ Belmont	6 PM
-----------------------	------

## THURSDAY, DEC. 16

UNCG @ Maryland-Baltimore County	6 PM
St. Andrews @ The Citadel	6 PM

## SoCON PRESEASON POLLS

## COACHES' POLL

1. Chattanooga (7)	77
2. Furman (2)	71
3. ETSU	59
4. Mercer (1)	58
5. Wofford	49
6. UNCG	45
7. VMI	32
<b>8. Samford</b>	<b>24</b>
9. The Citadel	23
10. Western Carolina	12

## MEDIA POLL

1. Chattanooga (18)	254
2. Furman (3)	220
3. Wofford (1)	191
4. Mercer (2)	190
5. ETSU	186
6. UNCG (3)	160
7. VMI	104
8. The Citadel	74
<b>9. Samford</b>	<b>57</b>
10. Western Carolina	40



## PRONUNCIATION GUIDE

#	NAME	PRONUNCIATION
0	Ques Glover	QUEZ
3	Jaron Rillie	JAIR-uhn RILL-ee
14	Richardson Maitre	Muh-trey
21	Owen LaRocca	La-ROCK-ah
23	Cooper Kaifes	KAY-fess
24	Daniel Lobach	Low-BACK
35	Paulie Stramaglia	Struh-MAG-lee-uh

## SAMFORD'S RECORD WHEN:

Samford controls the tip	4-0
Opponent controls the tip	2-2
Played at home	3-1
Played on the road	1-1
Played at a neutral site	2-0
Played a team with a .500+ record	3-2
Played a team with a .500 record	3-0
Played a team with a below .500 record	0-0
Samford leads at the half	6-0
Opponent leads at the half	0-2
Tied at the half	0-0
Samford leads with five minutes left	6-0
Opponent leads with five minutes left	0-2
Tied with five minutes left	0-0
Samford leads with one minute left	6-0
Opponent leads with one minute left	0-2
Tied with one minute left	0-0
Samford outrebounds opponent	4-1
Opponent outrebounds Samford	0-1
Rebounds are equal	2-0
Samford shoots 50% or better from field	1-0
Samford shoots less than 50% from the field	5-2
Samford takes more shots	5-2
Opponent takes more shots	1-0
Shots are equal	0-0
Samford blocks more shots	3-0
Opponent blocks more shots	2-1
Blocks are equal	1-1
Samford has more turnovers	2-2
Opponent has more turnovers	4-0
Turnovers are equal	0-0
Samford has more steals	4-0
Opponent has more steals	2-2
Steals are equal	0-0
Samford bench outscores opponent's bench	4-0
Opponent bench outscores Samford's bench	2-2
Benches score the same	0-0
Samford shoots more free throws	3-0
Opponent shoots more free throws	2-2
Free throws are the same	1-0
November games	6-1
December games	0-1
January games	0-0
February games	0-0
March games	0-0
Monday games	0-1
Tuesday games	2-0
Wednesday games	0-0
Thursday games	2-0
Friday games	1-0
Saturday games	1-0
Sunday games	0-1
Overtime games	0-0

BY THE NUMBERS

**1137** Samford has won **1,1376** games in 102 years on the hardwood, including 612 at the NCAA Division I level.

**19.0** Samford ranks **No. 1** in the SoCon in **turnovers forced** per game (19.0). The Bulldogs forced a season-high 33 versus Spring Hill.

**18.3** **Ques Glover** enters the weekend ranked **No. 1** in the SoCon in **scoring** per game (18.8). He is second in the league in **assists** (4.6).

- The **Bulldogs** (6-2) of **Samford** travel to the capital city on Wednesday, Dec. 8 to face the **Hornets** (1-7) of **Alabama State** at the Dunn-Oliver Acadome in Montgomery. Tipoff is set for **6 p.m.** and the game will be broadcast on **YouTube TV**.
- **Samford** and **Alabama State** are meeting for the **sixth** time on the hardwood Wednesday and the first time since the 1992 season. The **Hornets** lead the all-time series standings **4-1**, but the **Bulldogs** claimed an **86-76** victory in the last meeting between the schools on **Dec. 8, 1992** in Birmingham.
- **Alabama State** has faced a formidable schedule early on, posting a **1-7** record coming into Wednesday's game. The **Hornets**, who are led by former Alabama great and NBA All-Star **Mo Williams**, have lost two straight after dropping a **93-54** decision at **Dayton** and an **81-69** loss to **North Alabama**. ASU's lone win on the year came against NCAA Division II **Tuskegee**, 91-65, on Nov. 22 in Montgomery.
- Despite a career-high 22 points and 13 rebounds from **Jermaine Marshall** and 22 points and six assists from **Ques Glover**, the **Samford** fell **85-73** to **Belmont** (7-3) on Saturday, Dec. 5 at the Pete Hanna Center. The **Bulldogs** (6-2) had a huge second half, outscoring Belmont **48-39**. **Will Richard** led four Bruins in double figures with 23 points.
- The **Hornets** are averaging **68.9 points** per game while giving up 84 a contest. **Alabama State** scored a season-high 91 versus Tuskegee on Nov. 22 in a 91-65 victory.
- **Alabama State** has two players averaging in double figures. **Gerald Liddell**, a 6-foot-8 junior forward, leads the team at 11.4 points and 5.1 rebounds per game. **Trace Young**, a 6-foot-8 sophomore forward, is turning in 10.8 points as well.
- **Samford** is **No. 1** in the **SoCon** and **No. 13** nationally in **turnovers forced** (19.0). SU is also second in **steals** (9.0). The **Bulldogs** forced a season-high **33 turnovers** versus **Spring Hill** and **21** versus **Belmont**.

- The **Bulldogs** come into Sunday's match-up averaging **79.2 points per game** to rank **fifth** in the **SoCon**.
- **Pace of Play** is a key metric for the **Bulldogs**, as Samford averages **84.5 possessions** per game. In 2020-21, Samford led the nation at **91.0** per game.
- **Jermaine Marshall** (6-6, 225, So.) had his best game as a Bulldog on Sunday versus Belmont, scoring **22 points** and grabbing **13 rebounds**. He has been a force on the wing for the Bulldogs, averaging **13.0 points** and a team-high **8.6 rebounds** per game. His 8.6 rebounds per game are currently No. 2 in the SoCon while his 13.0 points sit No. 17.
- **Ques Glover** (6-0, 180, So.) has made a remarkable impact on the Bulldogs so far this year, **leading the SoCon** in scoring at **18.8 points** per game while dishing out **4.6 assists** a game. The Knoxville, Tenn., native, scored **22 points** and dished out six assists against **Belmont** on Sunday. He was named to the **Emerald Coast Classic All-Tournament Team** after averaging **21.7 points** and leading Samford to the ECC Mid-Major Championship. He had a prolific ECC Tournament week for the Bulldogs scoring a career-high **25** versus McNeese State, **24** versus North Carolina A&T, and **16** at Oregon State.
- Senior center **Jacob Tryon** (6-11, 220, Sr.) has scored in double figures in three straight games after turning in **10 points** and five rebounds versus **Belmont**. Tryon had a season-high 16 points versus Mississippi College and 10 against McNeese State in the Emerald Coast Classic championship game. The Temecula, Calif., native, is averaging **8.3 points** and a career-best **5.9 boards** per game. He is No. 18 in the SoCon in rebounding.
- **Jaden Campbell** (6-5, 195, Soph.) has been a reliable source of offense for the Bulldogs, averaging **10.8 points** per game, ranking No. 24 in the league. The Brampton, Ontario native scored a career-high **19 points** versus McNeese State after making a career-high five 3-pointers versus North Carolina A&T in the Emerald Coast Classic.


- College basketball in the state of Alabama is off to a blistering start, as the **Bulldogs** are **6-2** heading into the first weekend of December. **Samford** is among the teams in the state with the best record. **Alabama** (7-1), **Auburn** (7-1), **UAB** (6-2), and **South Alabama** (8-2) all have at least six wins.
- **Wesley Cardet, Jr.** (6-6, 205, Fr.), one of the nation's most sought after recruits, continues to develop his game in advance of Southern Conference play. The Fort Lauderdale, Fla., native is averaging **8.1 points** and 3.7 rebounds per game. Cardet was the **No. 60 ranked** player in the nation and **No. 13** at his position by **Rivals** at West Oaks Academy in Orlando, Fla., for coach Kenny Gillion. The four-star combo guard, who averaged **18.4 points** and **9.5 rebounds** per game during his time at West Oaks, is one of the highest-rated student-athletes to ever sign with Samford.
- The **Bulldogs** clinched the championship of their **Emerald Coast Classic** bracket, as **Samford** went undefeated over the week-long event. The Bulldogs opened the multi-team tournament with a thrilling 78-77 win at **Oregon State** followed by back-to-back victories over **North Carolina A&T** (77-75) and **McNeese State** (83-75).
- The **Bulldogs** have played the first eight games of the season without two key returners from last year's squad in **A.J. Statton-McCray** (6-5, 190, Fr.) and **Logan Dye** (6-9, 240, Jr.). The duo is out indefinitely due to injury.

SOCON STATISTICAL SPOTLIGHT


SCORING		PPG
1. Ques Glover		18.8
17. Jermaine Marshall		13.0
24. Jaden Campbell		10.8
REBOUNDING		RPG
2. Jermaine Marshall		8.6
18. Jacob Tryon		5.9
ASSISTS		APG
2. Ques Glover		4.6
FG%		%
11. Ques Glover		44.8

STEALS		SPG
10. Ques Glover		1.4
10. Jermaine Marshall		1.4
TEAM RANKINGS		STAT
1. Turnovers Forced (NCAA No. 13)		19.0
2. Steals		9.1
5. Scoring		79.2





VS



INSIDE THE SERIES

SERIES RECORD

6TH MEETING

Overall	Alabama State leads 4-1
Last Meeting	Dec. 8, 1992 - W, 86-76

LAST 10 MEETINGS

DATE	OPPONENT	H / A	RESULT
12/8/1992	Alabama State	H	W, 86-76
11/26/1991	Alabama State	A	L, 75-65
12/8/1990	Alabama State	H	L, 96-95 OT
11/24/1990	Alabama State	N	L, 77-67
12/7/1989	Alabama State	A	L, 84-73





## BY THE NUMBERS

332

**Bucky McMillan** won **332** games in 12 seasons as head coach at Mountain Brook High School.

5

**Mountain Brook** claimed five Alabama High School Activities Association Class 7A state championships under McMillan.

91

**Samford** led all of NCAA Division I basketball in possessions per game (91.0) during McMillan's first season.

**BUCKY McMILLAN**

HEAD COACH • 2ND SEASON • BIRMINGHAM SOUTHERN

**BUCKY McMILLAN | HEAD COACH**

» Birthdate:	August 12, 1983
» Alma Mater:	Birmingham Southern, 2006
» Hometown:	Mountain Brook, Ala.
» Record at Samford:	12-15 (2nd season)
» Overall Record:	12-15 (2nd season)
» NCAA Tournament Appearances:	None
» Notes:	Recorded 332 wins in 12 seasons as HC at Mountain Brook HS 5-time AHSAA Class 7A State Champions at Mountain Brook HS

**YEAR-BY-YEAR RECORD**

YEAR	SCHOOL	OVERALL	CONF	NOTES
2020-21	Samford	6-12	2-9	No. 10 seed at SoCon Tournament
<b>2021-22</b>	<b>Samford</b>	<b>6-2</b>	<b>0-0</b>	
<b>TOTALS</b>		<b>12-15</b>	<b>2-9</b>	







# QUES GLOVER

GUARD • 6-0 • 180 • SO. • KNOXVILLE, TENN. • FLORIDA

- Glover, a sophomore transfer from the University of Florida, appeared in 51 games, averaging 3.6 points per game.
- Scored a career-high 10 versus No. 6 Tennessee, during his two seasons in Gainesville with the Gators.
- Starred at Knoxville, Tenn., powerhouse Bearden High School, Glover provides lightning quick agility with great range for the Bulldogs.
- As a senior at Bearden High School, Glover, who was named the Knoxville News Sentinel's Player of the Year in 2018, averaged 21 points per game while leading BHS to its first TSSAA Class AAA state championship.
- He was named Tennessee's Class AAA Mr. Basketball as a senior and garnered All-State honors as a junior and senior at Bearden.



## 2021-22 GAME-BY-GAME

DATE	OPPONENT	GS	MIN	FGM/A	%	3FG/A	%	FTM/A	%	OFF	DEF	TOT	AVG	PF	AST	T/O	BLK	STL	PTS	AVG
11/09/21	Maryville (TN)	*	24	7-11	.636	1-2	.500	4-7	.571	0	0	0	0.0	3	3	1	0	2	19	19.0
11/11/21	Spring Hill		26	3-11	.273	0-2	.000	6-7	.857	1	5	6	3.0	3	4	4	0	2	12	15.5
11/15/21	at San Francisco	*	32	8-15	.533	2-4	.500	6-6	1.000	0	4	4	3.3	2	1	3	0	0	24	18.3
11/18/21	at Oregon St.	*	31	5-11	.455	0-2	.000	6-6	1.000	0	3	3	3.3	1	9	4	0	1	16	17.8
11/26/21	vs N.C. A&T	*	32	6-12	.500	1-3	.333	12-12	1.000	0	1	1	2.8	1	7	4	0	1	25	19.2
11/27/21	vs McNeese	*	36	6-15	.400	1-5	.200	11-11	1.000	0	1	1	2.5	2	6	5	0	2	24	20.0
11/30/21	Mississippi Col.	*	19	4-12	.333	0-0	.000	0-0	.000	1	5	6	3.0	3	1	2	0	2	8	18.3
12/05/21	Belmont	*	33	8-18	.444	3-7	.429	3-3	1.000	0	3	3	3.0	1	6	3	0	1	22	18.8
Total			233	47-105	.448	8-25	.320	48-52	.923	2	22	24	3.0	16	37	26	0	11	150	18.8

## SEASON & CAREER HIGHS

CATEGORY	STAT	DATE	OPPONENT
Points	25	11/26/21	vs N.C. A&T
Minutes	36	11/27/21	vs McNeese
Field Goals Made	8	12/05/21	Belmont
Field Goal Attempts	18	12/05/21	Belmont
3-Point Field Goals Made	3	12/05/21	Belmont
3-Point Field Goal Attempts	7	12/05/21	Belmont
Free Throws Made	12	11/26/21	vs N.C. A&T
Free Throw Attempts	12	11/26/21	vs N.C. A&T
Rebounds	6	11/30/21	Mississippi Col.
Assists	9	11/18/21	at Oregon St.
Blocks	0	12/05/21	Belmont
Steals	2	11/30/21	Mississippi Col.







1

**WESLEY CARDET, JR****GUARD • 6-6 • 210 • FR. • FORT LAUDERDALE, FLA. • WEST OAKS**

- ✦ No. 60 ranked player in the nation and No. 13 at his position by Rivals, starred at West Oaks Academy in Orlando, Fla., for coach Kenny Gillion.
- ✦ Four-star combo guard, who averaged 18.4 points and 9.5 rebounds per game during his time at West Oaks, is one of the highest-rated student-athletes to ever sign with Samford Men's Basketball.
- ✦ As a senior, Cardet, Jr., averaged 16 points, 7.0 rebounds, 5.0 assists and shot 51-percent from the floor.
- ✦ The 6-6 guard was one of the nation's most sought-after recruits, receiving numerous scholarship offers including more than 17 from power five or mid-major programs before signing with coach McMillan and the Bulldogs.

**2021-22 GAME-BY-GAME**

DATE	OPPONENT	GS	MIN	FGM/A	%	3FG/A	%	FTM/A	%	OFF	DEF	TOT	AVG	PF	AST	T/O	BLK	STL	PTS	AVG
11/09/21	Maryville (TN)	*	25	5-13	.385	2-5	.400	6-7	.857	3	1	4	4.0	0	2	2	0	1	18	18.0
11/11/21	Spring Hill	*	17	5-9	.556	2-4	.500	2-2	1.000	2	1	3	3.5	2	2	8	0	3	14	16.0
11/15/21	at San Francisco	*	24	3-13	.231	2-8	.250	0-0	.000	1	1	2	3.0	4	0	4	0	1	8	13.3
11/18/21	at Oregon St.	*	33	2-5	.400	0-1	.000	3-4	.750	2	3	5	3.5	2	1	4	0	2	7	11.8
11/26/21	vs N.C. A&T	*	14	1-4	.250	0-0	.000	0-0	.000	0	2	2	3.2	2	1	0	0	0	2	9.8
11/27/21	vs McNeese	*	24	1-5	.200	1-4	.250	2-2	1.000	2	2	4	3.3	3	1	4	0	1	5	9.0
11/30/21	Mississippi Col.	*	16	5-12	.417	1-2	.500	0-0	.000	2	3	5	3.6	0	0	1	0	1	11	9.3
12/05/21	Belmont	*	15	0-5	.000	0-1	.000	0-0	.000	1	3	4	3.6	3	0	6	0	0	0	8.1
Total			168	22-66	.333	8-25	.320	13-15	.867	13	16	29	3.6	16	7	29	0	9	65	8.1

**SEASON & CAREER HIGHS**

CATEGORY	STAT	DATE	OPPONENT
Points	18	11/09/21	Maryville (TN)
Minutes	33	11/18/21	at Oregon St.
Field Goals Made	5	11/30/21	Mississippi Col.
Field Goal Attempts	13	11/15/21	at San Francisco
3-Point Field Goals Made	2	11/15/21	at San Francisco
3-Point Field Goal Attempts	8	11/15/21	at San Francisco
Free Throws Made	6	11/09/21	Maryville (TN)
Free Throw Attempts	7	11/09/21	Maryville (TN)
Rebounds	5	11/30/21	Mississippi Col.
Assists	2	11/11/21	Spring Hill
Blocks	0	11/30/21	Mississippi Col.
Steals	3	11/11/21	Spring Hill





2

**JAYDEN CAMPBELL****GUARD • 6-5 • 205 • SO. • BROMPTON, ONTARIO • FLA SOUTHWESTERN**

- ✦ Transferring to Samford from Florida Southwestern Junior College.
- ✦ The speedy guard played in 23 games as a sophomore, averaging 13.7 points, 4.0 rebounds and 2.0 assists per game. He shot 52 percent from the floor while connecting on 38.5 percent of his attempts from 3-point range.
- ✦ Campbell poured in a career high 24 points while grabbing seven rebounds and handing out 10 assists versus Miami-Dade CC on Feb. 17, 2021.
- ✦ As a freshman in 2019-20, Campbell played in 23 games, where he averaged 4.2 points per game and shot 47 percent from the floor.
- ✦ Prior to Florida Southwestern, he starred at The Rock School where he averaged 14 points and 5.0 rebounds per game, leading his squad to a state title.

**2021-22 GAME-BY-GAME**

DATE	OPPONENT	GS	MIN	FGM/A	%	3FG/A	%	FTM/A	%	OFF	DEF	TOT	AVG	PF	AST	T/O	BLK	STL	PTS	AVG
11/09/21	Maryville (TN)	*	26	3-10	.300	1-5	.200	3-4	.750	2	5	7	7.0	2	2	1	1	3	10	10.0
11/11/21	Spring Hill	*	21	4-9	.444	2-5	.400	0-1	.000	1	2	3	5.0	1	0	4	1	1	10	10.0
11/15/21	at San Francisco	*	26	1-6	.167	0-2	.000	2-2	1.000	0	0	0	3.3	3	1	1	0	0	4	8.0
11/18/21	at Oregon St.		26	5-11	.455	3-4	.750	1-2	.500	1	2	3	3.3	1	0	1	0	0	14	9.5
11/26/21	vs N.C. A&T		29	5-9	.556	5-8	.625	0-0	.000	3	1	4	3.4	4	1	2	0	1	15	10.6
11/27/21	vs McNeese		28	7-15	.467	2-8	.250	3-5	.600	1	2	3	3.3	1	2	2	0	1	19	12.0
11/30/21	Mississippi Col.		18	4-8	.500	2-4	.500	2-2	1.000	0	1	1	3.0	0	2	2	0	1	12	12.0
12/05/21	Belmont		27	1-5	.200	0-3	.000	0-1	.000	1	0	1	2.8	4	1	3	1	1	2	10.8
Total			201	30-73	.411	15-39	.385	11-17	.647	9	13	22	2.8	16	9	16	3	8	86	10.8

**SEASON & CAREER HIGHS**

CATEGORY	STAT	DATE	OPPONENT
Points	19	11/27/21	vs McNeese
Minutes	29	11/26/21	vs N.C. A&T
Field Goals Made	7	11/27/21	vs McNeese
Field Goal Attempts	15	11/27/21	vs McNeese
3-Point Field Goals Made	5	11/26/21	vs N.C. A&T
3-Point Field Goal Attempts	8	11/27/21	vs McNeese
Free Throws Made	3	11/27/21	vs McNeese
Free Throw Attempts	5	11/27/21	vs McNeese
Rebounds	7	11/09/21	Maryville (TN)
Assists	2	11/30/21	Mississippi Col.
Blocks	1	12/5/21	Belmont
Steals	3	11/09/21	Maryville (TN)







3

**JARON RILLIE****GUARD • 6-3 • 185 • FR. • SYDNEY, AUSTRALIA • LINK YEAR PREP**

- ♣ Saw action in all 19 games for the Bulldogs, making six starts at point guard
- ♣ Proved to be one of the most reliable freshman in the SoCon, averaging 5.2 points, 2.4 rebounds and 2.8 assists per game
- ♣ At one time, led all NCAA Division I freshman point guards in field goal percentage, finishing the year shooting 61.7 (37-60) while also making 48.1 percent (13-27) of his 3-point attempts
- ♣ Scored a career-high 18 points with five rebounds at Mercer...Dished out a personal best seven assists twice, lastly versus Mercer (2.10)
- ♣ Dropped 11 points and a career-best seven rebounds at VMI followed by 13 points at Furman.
- ♣ Graduated from Dos Pueblos High School 2019, and spent the 2019-20 season at Link Year Prep in Brandon, Mo.
- ♣ Best game came when he scored 22 points, dished out 14 assists and grabbed nine rebounds against Don Bosco Prep.
- ♣ His father, John, played collegiately at Gonzaga and later played professionally overseas, and is currently an assistant coach at UC Santa Barbara.

**2021-22 GAME-BY-GAME**

DATE	OPPONENT	GS	MIN	FGM/A	%	3FG/A	%	FTM/A	%	OFF	DEF	TOT	AVG	PF	AST	T/O	BLK	STL	PTS	AVG
11/09/21	Maryville (TN)		21	2-4	.500	2-4	.500	0-0	.000	0	3	3	3.0	1	4	2	0	1	6	6.0
11/11/21	Spring Hill	*	20	3-6	.500	1-3	.333	3-4	.750	0	4	4	3.5	1	3	0	0	4	10	8.0
11/15/21	at San Francisco		24	2-4	.500	1-1	1.000	0-0	.000	0	4	4	3.7	1	0	1	0	1	5	7.0
11/18/21	at Oregon St.		17	3-4	.750	2-3	.667	0-0	.000	0	0	0	2.8	4	2	3	0	2	8	7.3
11/26/21	vs N.C. A&T		10	1-4	.250	1-3	.333	0-0	.000	0	2	2	2.6	0	1	3	0	0	3	6.4
11/27/21	vs McNeese		8	1-3	.333	1-3	.333	0-0	.000	0	1	1	2.3	0	0	2	0	0	3	5.8
11/30/21	Mississippi Col.		22	2-4	.500	2-4	.500	0-0	.000	0	1	1	2.1	1	7	0	0	1	6	5.9
12/05/21	Belmont		20	4-7	.571	3-6	.500	0-0	.000	1	0	1	2.0	1	1	1	0	0	11	6.5
Total			142	18-36	.500	13-27	.481	3-4	.750	1	15	16	2.0	9	18	12	0	9	52	6.5

**SEASON & CAREER HIGHS**

CATEGORY	STAT	DATE	OPPONENT
Points	18	02/08/21	at Mercer
Minutes	41	02/08/21	at Mercer
Field Goals Made	6	02/08/21	at Mercer
Field Goal Attempts	9	02/17/21	at Furman
3-Point Field Goals Made	2	02/17/21	at Furman
3-Point Field Goal Attempts	4	02/17/21	at Furman
Free Throws Made	4	02/08/21	at Mercer
Free Throw Attempts	5	02/08/21	at Mercer
Rebounds	7	02/13/21	at VMI
Assists	7	02/10/21	Mercer
Blocks	0	03/05/21	vs Mercer
Steals	2	02/08/21	at Mercer





4

**JERMAINE MARSHALL****FORWARD • 6-6 • 225 • SO. • BRIGHTON, ALA. • AKRON**

- Marshall is returning to his hometown after spending the 2020-21 season at the University of Akron.
- The Hueytown, Ala., native played previously at NJCAA power Florida Southwestern State Junior College where he played in 29 games while averaging 10.2 points and 8.8 rebounds per game.
- He scored double figures in 16 games with three 20-plus point performances and a season-high of 22 points.
- On the boards, Marshall posted 15 double-digit rebounding performances, including six-straight double-doubles to close out the season for FSJC.
- He finished the year with 296 points while shooting 49.8 percent from the floor (105-of-211) and 32.8 percent from 3-point range (21-of-64).
- Prior to signing with Florida Southwestern State, Marshall starred at Hueytown High School, averaging 20 points and 10 rebounds per game as a senior, finished his career with the Golden Gophers scoring more than 1,000 career points.

**2021-22 GAME-BY-GAME**

DATE	OPPONENT	GS	MIN	FGM/A	%	3FG/A	%	FTM/A	%	OFF	DEF	TOT	AVG	PF	AST	T/O	BLK	STL	PTS	AVG
11/09/21	Maryville (TN)	*	19	5-9	.556	1-4	.250	0-0	.000	1	4	5	5.0	4	2	1	0	1	11	11.0
11/11/21	Spring Hill		23	7-11	.636	1-3	.333	1-1	1.000	4	6	10	7.5	3	0	0	0	4	16	13.5
11/15/21	at San Francisco	*	26	3-10	.300	1-4	.250	3-7	.429	1	6	7	7.3	4	2	0	0	0	10	12.3
11/18/21	at Oregon St.	*	18	6-9	.667	2-4	.500	0-0	.000	0	4	4	6.5	4	1	1	0	0	14	12.8
11/26/21	vs N.C. A&T	*	32	3-7	.429	0-2	.000	3-4	.750	4	9	13	7.8	2	0	2	0	1	9	12.0
11/27/21	vs McNeese	*	32	5-6	.833	1-2	.500	6-6	1.000	4	8	12	8.5	5	1	4	0	1	17	12.8
11/30/21	Mississippi Col.	*	21	2-8	.250	1-6	.167	0-0	.000	3	2	5	8.0	1	1	2	0	2	5	11.7
12/05/21	Belmont	*	32	5-13	.385	2-7	.286	10-13	.769	10	3	13	8.6	4	3	4	1	2	22	13.0
Total			203	36-73	.493	9-32	.281	23-31	.742	27	42	69	8.6	27	10	14	1	11	104	13.0

**SEASON & CAREER HIGHS**

CATEGORY	STAT	DATE	OPPONENT
Points	22	12/05/21	Belmont
Minutes	32	12/05/21	Belmont
Field Goals Made	7	11/11/21	Spring Hill
Field Goal Attempts	13	12/05/21	Belmont
3-Point Field Goals Made	2	12/05/21	Belmont
3-Point Field Goal Attempts	7	12/05/21	Belmont
Free Throws Made	10	12/05/21	Belmont
Free Throw Attempts	13	12/05/21	Belmont
Rebounds	13	12/05/21	Belmont
Assists	3	12/05/21	Belmont
Blocks	1	12/05/21	Belmont
Steals	4	11/11/21	Spring Hill







5

**A.J. STATON-MCCRAY****GUARD • 6-5 • 195 • FR. • CHARLOTTE, N.C. • WEST OAKS**

- Named to the Southern Conference All-Freshman Team after playing in all 19 games for the Bulldogs while making 14 starts.
- Averaged 10.0 points, 4.5 rebounds and 1.8 assists per game...Scored in double figures 10 times including a career-high 23 points versus Belhaven (12.21).
- Turned in eight points and a personal best nine rebounds at Mercer (2.8) and dished out 32 assists on the season.
- Finished the season ranked 2nd in the SoCon steals per game (1.7) and 30th overall in scoring.
- Closed the season shooting 35.3 percent (59-167) from the floor and 29.5 percent (26-88) from 3-point range.
- Was named first team All-SIAA at West Oaks Academy in Florida after averaging 16 points, six rebounds, three assists and two steals per game as a senior.
- Staton-McCray's team was ranked in the top 10 in the nation.
- As a junior, won a state championship as a junior Blanche Ely High School and was named the MVP of the state tournament that season.
- Rated as a three-star recruit by Rivals and chose Samford out of 10 offers.

**2021-22 GAME-BY-GAME**

DATE	OPPONENT	GS	MIN	FGM/A	%	3FG/A	%	FTM/A	%	OFF	DEF	TOT	AVG	PF	AST	T/O	BLK	STL	PTS	AVG
------	----------	----	-----	-------	---	-------	---	-------	---	-----	-----	-----	-----	----	-----	-----	-----	-----	-----	-----

**SEASON & CAREER HIGHS**

CATEGORY	STAT	DATE	OPPONENT
Points	23	12/21/20	Belhaven
Minutes	38	02/10/21	Mercer
Field Goals Made	7	12/21/20	Belhaven
Field Goal Attempts	14	12/01/20	Covenant
3-Point Field Goals Made	5	12/21/20	Belhaven
3-Point Field Goal Attempts	7	01/16/21	UNC Greensboro
Free Throws Made	6	02/08/21	at Mercer
Free Throw Attempts	7	02/08/21	at Mercer
Rebounds	9	02/08/21	at Mercer
Assists	4	01/20/21	Chattanooga
Blocks	1	03/05/21	vs Mercer
Steals	4	12/16/20	at Troy





10

## ANGEL SMITH

G/F • 6-5 • 195 • FR. • FORT LAUDERDALE, FLA. • SOUTHERN MISS.

- A 6-5 guard/forward from Fort Lauderdale, Fla., Smith joins the Bulldogs after his time at the University of Southern Mississippi.
- Smith played in four games in an injury shortened 2019-20 campaign for the Golden Eagles, scoring a career-high 10 points versus Tulane.
- One of the top prospects out of the state of Florida as a freshman, Smith was ranked as high as No. 25 in the sunshine state by MaxPreps.
- As a senior, the 6-5 guard/forward averaged 18.0 points, 10.2 rebounds and 5.1 assists per game to help lead Northeast High School to the district title.
- He also played at Cardinal Gibbons HS earlier in his prep career.



## 2021-22 GAME-BY-GAME

DATE	OPPONENT	GS	MIN	FGM/A	%	3FG/A	%	FTM/A	%	OFF	DEF	TOT	AVG	PF	AST	T/O	BLK	STL	PTS	AVG
11/09/21	Maryville (TN)	2	0-0	.000	0-0	.000	0-0	.000	1	0	1	1.0	0	1	0	0	0	0	0	0.0
11/11/21	Spring Hill	9	0-3	.000	0-2	.000	2-2	1.000	0	1	1	1.0	2	0	0	0	0	1	2	1.0
11/15/21	at San Francisco	2	0-0	.000	0-0	.000	0-0	.000	0	2	2	1.3	0	0	0	0	0	0	0	0.7
11/30/21	Mississippi Col.	9	1-5	.200	0-1	.000	2-2	1.000	1	1	2	1.5	1	0	0	0	0	1	4	1.5
Total		22	1-8	.125	0-3	.000	4-4	1.000	2	4	6	1.5	3	1	0	0	0	2	6	1.5

## SEASON &amp; CAREER HIGHS

CATEGORY	STAT	DATE	OPPONENT
Points	4	11/30/21	Mississippi Col.
Minutes	9	11/30/21	Mississippi Col.
Field Goals Made	1	11/30/21	Mississippi Col.
Field Goal Attempts	5	11/30/21	Mississippi Col.
3-Point Field Goals Made	0	11/30/21	Mississippi Col.
3-Point Field Goal Attempts	2	11/11/21	Spring Hill
Free Throws Made	2	11/30/21	Mississippi Col.
Free Throw Attempts	2	11/30/21	Mississippi Col.
Rebounds	2	11/30/21	Mississippi Col.
Assists	1	11/09/21	Maryville (TN)
Blocks	0	11/30/21	Mississippi Col.
Steals	1	11/30/21	Mississippi Col.







11

**MARCELLUS VAIL****GUARD • 6-2 • 195 • FR. • SHELBYVILLE, KY. • M.L. COLLINS HS**

- ♣ Played in 15 games for the Bulldogs, making eight starts at guard...Averaged 1.7 points and 1.1 rebounds per game.
- ♣ Scored a career-high eight points twice versus Mercer including the opening round of the SoCon Tournament...Career-high four rebounds at Furman (2.17).
- ♣ Personal best five assists versus Belhaven (12.21).
- ♣ Prepped at Martha Layne Collins High School.
- ♣ Named All-8th Region as a senior.
- ♣ Selected the 13th-best player in the state of Kentucky by the Lexington Herald-Leader.

**2021-22 GAME-BY-GAME**

DATE	OPPONENT	GS	MIN	FGM/A	%	3FG/A	%	FTM/A	%	OFF	DEF	TOT	AVG	PF	AST	T/O	BLK	STL	PTS	AVG
11/09/21	Maryville (TN)		18	0-5	.000	0-3	.000	0-0	.000	1	3	4	4.0	2	5	0	0	1	0	0.0
11/11/21	Spring Hill		14	1-4	.250	0-2	.000	1-2	.500	0	0	0	2.0	3	1	2	0	0	3	1.5
11/15/21	at San Francisco		8	0-0	.000	0-0	.000	0-1	.000	1	0	1	1.7	0	0	1	0	0	0	1.0
11/27/21	vs McNeese		8	0-0	.000	0-0	.000	0-0	.000	1	0	1	1.5	1	1	0	1	0	0	0.8
11/30/21	Mississippi Col.		14	0-2	.000	0-1	.000	0-0	.000	0	1	1	1.4	1	3	1	0	0	0	0.6
12/05/21	Belmont		5	0-2	.000	0-1	.000	0-0	.000	0	0	0	1.2	2	0	0	1	0	0	0.5
Total			67	1-13	.077	0-7	.000	1-3	.333	3	4	7	1.2	9	10	4	2	1	3	0.5

**SEASON & CAREER HIGHS**

CATEGORY	STAT	DATE	OPPONENT
Points	8	03/05/21	vs Mercer
Minutes	30	02/13/21	at VMI
Field Goals Made	3	03/05/21	vs Mercer
Field Goal Attempts	10	02/13/21	at VMI
3-Point Field Goals Made	2	03/05/21	vs Mercer
3-Point Field Goal Attempts	6	02/13/21	at VMI
Free Throws Made	1	02/10/21	Mercer
Free Throw Attempts	1	02/10/21	Mercer
Rebounds	4	02/17/21	at Furman
Assists	5	12/21/20	Belhaven
Blocks	1	03/05/21	vs Mercer
Steals	2	12/21/20	Belhaven





12

**CLAY HOLMES****GUARD • 6-2 • 235 • SO. • BRENTWOOD, TENN. • BRENTWOOD ACAD.**

- ♣ Played in two games for the Bulldogs...Averaged 1.5 points and 0.5 rebounds per game.
- ♣ Prepped at Brentwood Academy in Tennessee.
- ♣ Helped lead his team to an 18-7 record as a senior, reaching the state quarterfinals.
- ♣ Shot 87 percent from the free-throw line and 51 percent from the floor.

**2021-22 GAME-BY-GAME**

DATE	OPPONENT	GS	MIN	FGM/A	%	3FG/A	%	FTM/A	%	OFF	DEF	TOT	AVG	PF	AST	T/O	BLK	STL	PTS	AVG
11/11/21	Spring Hill		1	0-0	.000	0-0	.000	0-0	.000	0	0	0	0.0	0	1	0	0	0	0	0.0
11/30/21	Mississippi Col.		2	0-1	.000	0-1	.000	0-0	.000	0	0	0	0.0	0	0	0	0	0	0	0.0
Total			3	0-1	.000	0-1	.000	0-0	.000	0	0	0	0.0	0	1	0	0	0	0	0.0

**SEASON & CAREER HIGHS**

CATEGORY	STAT	DATE	OPPONENT
Points	3	12/01/20	Covenant
Minutes	3	12/21/20	Belhaven
Field Goals Made	1	12/01/20	Covenant
Field Goal Attempts	2	12/21/20	Belhaven
3-Point Field Goals Made	1	12/01/20	Covenant
3-Point Field Goal Attempts	2	12/21/20	Belhaven
Free Throws Made	-	-	-
Free Throw Attempts	-	-	-
Rebounds	1	12/01/20	Covenant
Assists	1	11/11/21	Spring Hill
Blocks	-	-	-
Steals	-	-	-







13

**QUINN RICHEY**

GUARD • 6-5 • 205 • SO. • JOHNS CREEK, GA. • JAMES MADISON

- Played in 10 games for the Bulldogs...Averaged 1.8 points and 0.8 rebounds...Scored a career-high five points twice, including at Furman.
- Transferred to Samford after one season at James Madison where he saw action in 16 games.
- Scored a season-high 11 points against Shenandoah.
- Prepped at Mount Pigsah Christian School in Georgia.
- Named a two-time Class A Second Team All-State selection.
- Averaged 21 points, six boards and two assists as a junior.
- Named Second Team All-Metro by AJC.com as a senior.

**2021-22 GAME-BY-GAME**

DATE	OPPONENT	GS	MIN	FGM/A	%	3FG/A	%	FTM/A	%	OFF	DEF	TOT	AVG	PF	AST	T/O	BLK	STL	PTS	AVG
11/09/21	Maryville (TN)		1	0-0	.000	0-0	.000	0-0	.000	0	1	1	1.0	0	0	0	0	0	0	0.0
11/11/21	Spring Hill		10	1-2	.500	1-2	.500	3-3	1.000	0	0	0	0.5	0	1	0	0	0	6	3.0
11/15/21	at San Francisco		1	0-0	.000	0-0	.000	0-0	.000	0	0	0	0.3	0	0	0	0	0	0	2.0
11/26/21	vs N.C. A&T		5	2-2	1.000	2-2	1.000	0-0	.000	0	0	0	0.3	0	0	0	0	0	6	3.0
11/27/21	vs McNeese		5	0-1	.000	0-1	.000	0-0	.000	0	0	0	0.2	1	0	1	0	0	0	2.4
11/30/21	Mississippi Col.		12	2-3	.667	2-3	.667	1-1	1.000	0	2	2	0.5	1	1	0	0	1	7	3.2
12/05/21	Belmont		4	0-0	.000	0-0	.000	0-0	.000	0	1	1	0.6	2	0	0	0	0	0	2.7
Total			38	5-8	.625	5-8	.625	4-4	1.000	0	4	4	0.6	4	2	1	0	1	19	2.7

**SEASON & CAREER HIGHS**

CATEGORY	STAT	DATE	OPPONENT
Points	7	11/30/21	Mississippi College
Minutes	23	02/17/21	at Furman
Field Goals Made	2	12/21/20	Belhaven
Field Goal Attempts	7	12/21/20	Belhaven
3-Point Field Goals Made	2	11/27/21	North Carolina A&T
3-Point Field Goal Attempts	5	12/21/20	Belhaven
Free Throws Made	3	11/11/21	Spring Hill
Free Throw Attempts	3	02/17/21	at Furman
Rebounds	2	03/05/21	vs Mercer
Assists	2	12/21/20	Belhaven
Blocks	1	12/01/20	Covenant
Steals	-	-	-





14

**RICHARDSON MAITRE**

GUARD • 6-3 • 180 • SR. • MONTREAL, QUEBEC • FLORIDA ATLANTIC



- ♣ Saw action in 15 games, all start at guard, before an injury shortened his season.
- ♣ Averaged 6.4 points, 3.7 rebounds and 3.1 assists per game.
- ♣ Turned in a career-high 15 points and four assists versus Covenant.
- ♣ Recorded a personal best eight assists versus Western Carolina (1.18).
- ♣ Finished the year ranked 13th in the SoCon in assists per game.
- ♣ Prior to Samford played at Florida Atlantic where he was the only player to start every game for Florida Atlantic during the 2019-20 season, averaging 9.7 points and 4.1 rebounds per game . . . during the 2018-19 season, played in all 31 games, including 14 starts for the Owls.
- ♣ Also played at Indian Hills Community College as a freshman in 2016-17, averaging 8.6 points and 2.7 rebounds per game.

**2021-22 GAME-BY-GAME**

DATE	OPPONENT	GS	MIN	FGM/A	%	3FG/A	%	FTM/A	%	OFF	DEF	TOT	AVG	PF	AST	T/O	BLK	STL	PTS	AVG
11/09/21	Maryville (TN)		6	1-2	.500	0-0	.000	0-0	.000	0	0	0	0.0	0	1	1	0	0	2	2.0
11/11/21	Spring Hill		14	0-1	.000	0-0	.000	0-0	.000	1	1	2	1.0	1	1	1	0	2	0	1.0
11/15/21	at San Francisco		2	0-0	.000	0-0	.000	0-0	.000	0	0	0	0.7	0	0	0	0	0	0	0.7
11/18/21	at Oregon St.		6	0-1	.000	0-1	.000	0-0	.000	0	0	0	0.5	3	0	0	0	0	0	0.5
11/26/21	vs N.C. A&T		14	0-1	.000	0-1	.000	0-0	.000	0	3	3	1.0	2	0	0	0	0	0	0.4
11/27/21	vs McNeese		3	0-0	.000	0-0	.000	0-0	.000	0	0	0	0.8	0	0	0	0	0	0	0.3
11/30/21	Mississippi Col.		13	1-4	.250	0-2	.000	0-0	.000	0	1	1	0.9	1	1	0	0	1	2	0.6
12/05/21	Belmont		9	0-0	.000	0-0	.000	0-0	.000	0	1	1	0.9	1	0	1	0	2	0	0.5
Total			67	2-9	.222	0-4	.000	0-0	.000	1	6	7	0.9	8	3	3	0	5	4	0.5

**SEASON & CAREER HIGHS**

CATEGORY	STAT	DATE	OPPONENT
Points	15	12/01/20	Covenant
Minutes	33	12/12/20	at Georgia
Field Goals Made	5	01/16/21	UNC Greensboro
Field Goal Attempts	12	01/16/21	UNC Greensboro
3-Point Field Goals Made	3	12/30/20	VMI
3-Point Field Goal Attempts	7	11/29/20	Alabama A&M
Free Throws Made	4	01/18/21	Western Caro.
Free Throw Attempts	5	01/18/21	Western Caro.
Rebounds	6	12/30/20	VMI
Assists	8	01/18/21	Western Caro.
Blocks	0	02/08/21	at Mercer
Steals	4	01/18/21	Western Caro.







15

**GRAYSON WALTERS****FORWARD • 6-5 • 210 • FR. • MOUNTAIN BROOK, ALA. • MBHS**

- ♣ Saw action in four games for the Bulldogs, averaging 1.5 points and 0.5 rebounds per game.
- ♣ Turned in a career-high four points versus Belhaven (12.21).
- ♣ Prepped at Mountain Brook High School before finishing his career at Link Year Prep in Missouri.
- ♣ In 2018-19 at Mountain Brook, helped lead his team, coached by current Samford coach Bucky McMillan, to a 31-3 record and a 7A state championship.

**2021-22 GAME-BY-GAME**

DATE	OPPONENT	GS	MIN	FGM/A	%	3FG/A	%	FTM/A	%	OFF	DEF	TOT	AVG	PF	AST	T/O	BLK	STL	PTS	AVG
11/11/21	SPRING HILL	1	0-0	.000	0-0	.000	0-0	.000	0	0	0	0.0	0	0	0	0	0	0	0	0.0
11/30/21	MISSISSIPPI COL.	2	1-1	1.000	0-0	.000	0-0	.000	1	0	1	0.5	0	0	0	0	0	0	2	1.0
TOTAL		3	1-1	1.000	0-0	.000	0-0	.000	1	0	1	0.5	0	0	0	0	0	0	2	1.0

**SEASON & CAREER HIGHS**

CATEGORY	STAT	DATE	OPPONENT
Points	4	12/21/20	Belhaven
Minutes	5	12/21/20	Belhaven
Field Goals Made	2	12/21/20	Belhaven
Field Goal Attempts	2	12/21/20	Belhaven
3-Point Field Goals Made	0	02/17/21	at Furman
3-Point Field Goal Attempts	0	02/17/21	at Furman
Free Throws Made	0	02/17/21	at Furman
Free Throw Attempts	0	02/17/21	at Furman
Rebounds	1	12/21/20	Belhaven
Assists	0	02/17/21	at Furman
Blocks	0	02/17/21	at Furman
Steals	0	02/17/21	at Furman



**21****OWEN LARocca****GUARD • 6-1 • 150 • FR. • SUGAR LAND, TEXAS • FORT BEND**

- ✦ Prepped at Fort Bend Christian Academy.
- ✦ A two-time All District and two-time All-State player, LaRocca averaged 20.2 points per game as a junior and 18.4 points per game as a senior.
- ✦ Made over 200 three-pointers during his FBCA career.
- ✦ As a senior, LaRocca also averaged 5.0 rebounds and 3.1 assists per game.

**2021-22 GAME-BY-GAME**

DATE	OPPONENT	GS	MIN	FGM/A	%	3FG/A	%	FTM/A	%	OFF	DEF	TOT	AVG	PF	AST	T/O	BLK	STL	PTS	AVG
11/11/21	Spring Hill		1	0-0	.000	0-0	.000	0-0	.000	0	0	0	0.0	0	0	0	0	0	0	0.0
11/30/21	Mississippi Col.		2	0-0	.000	0-0	.000	0-0	.000	0	0	0	0.0	0	0	0	0	0	0	0.0
Total			3	0-0	.000	0-0	.000	0-0	.000	0	0	0	0.0	0	0	0	0	0	0	0.0

**SEASON & CAREER HIGHS**

CATEGORY	STAT	DATE	OPPONENT
Points	0	11/11/21	Spring Hill
Minutes	1	11/11/21	Spring Hill
Field Goals Made	0	11/11/21	Spring Hill
Field Goal Attempts	0	11/11/21	Spring Hill
3-Point Field Goals Made	0	11/11/21	Spring Hill
3-Point Field Goal Attempts	0	11/11/21	Spring Hill
Free Throws Made	0	11/11/21	Spring Hill
Free Throw Attempts	0	11/11/21	Spring Hill
Rebounds	0	11/11/21	Spring Hill
Assists	0	11/11/21	Spring Hill
Blocks	0	11/11/21	Spring Hill
Steals	0	11/11/21	Spring Hill





**22****LOGAN DYE****FORWARD • 6-9 • 240 • JR. • HALEYVILLE, ALA. • HALEYVILLE HS**

- ♦ Junior (2020-21): Played in all 19 games, making five starts at forward for the Bulldogs... Averaged 9.7 points and 4.4 rebounds per game... Connected on 71-of-152 shots from the floor for 46.7 percent... Scored in double figures eight times, including a career-high 21 points versus Alabama A&M... Closed the season with 12 points and eight boards versus Mercer in the SoCon Tournament.
- ♦ Sophomore (2019-20): Played in 29 games as a reserve... averaged 6.1 points and 3.6 rebounds per game... led the team, making 54.8 percent of his shots from the floor... scored in double figures six times... scored a career-high 16 points at Houston Baptist... tallied 14 points each against AUM and UVA-Wise... had 10 points each against Louisiana Tech, Hawaii and Mercer... grabbed a career-high seven rebounds at Morehead State.
- ♦ Freshman (2018-19): Saw action in 24 games, missing the final eight games with an injury... averaged 2.7 points and 1.6 rebounds per game... made 55.6 percent of his shots from the floor... scored a season-high 11 points against VMI, making 5-of-6 shots from the floor... grabbed a season-high five rebounds against North Alabama, and again versus Jacksonville State.

**2021-22 GAME-BY-GAME**

DATE	OPPONENT	GS	MIN	FGM/A	%	3FG/A	%	FTM/A	%	OFF	DEF	TOT	AVG	PF	AST	T/O	BLK	STL	PTS	AVG
------	----------	----	-----	-------	---	-------	---	-------	---	-----	-----	-----	-----	----	-----	-----	-----	-----	-----	-----

**SEASON & CAREER HIGHS**

CATEGORY	STAT	DATE	OPPONENT
Points	21	11/29/20	Alabama A&M
Minutes	34	02/08/21	at Mercer
Field Goals Made	8	11/29/20	Alabama A&M
Field Goal Attempts	13	02/17/21	at Furman
3-Point Field Goals Made	3	02/10/21	Mercer
3-Point Field Goal Attempts	6	02/10/21	Mercer
Free Throws Made	6	03/05/21	vs Mercer
Free Throw Attempts	6	03/05/21	vs Mercer
Rebounds	8	03/05/21	vs Mercer
Assists	2	01/16/21	UNC Greensboro
Blocks	1	02/13/21	at VMI
Steals	2	02/08/21	at Mercer



**23****COOPER KAIFES****GUARD • 6-4 • 205 • SO. • SHAWNEE, KAN. • LOYOLA-CHICAGO**

- ✦ Transferring to Samford from Loyola-Chicago.
- ✦ The Shawnee, Kan., native, was named to the Missouri Valley Conference All-Freshman Team in 2019 after averaging 5.7 points per game and shooting 46.5 percent from 3-point range.
- ✦ His 53 made 3-pointers were the most by a Loyola true freshman in almost a decade. He turned in a career-high 19 points versus UM-Kansas City while scoring 14 points versus Bradley in the Missouri Valley Conference semifinals.
- ✦ An elite shooter, Kaifes averaged 19.4 points, 4.3 rebounds and 3.0 assists per game as a senior at Mill Valley High School. He was named first team All-State and first team All-Kansas Tournament Team as a junior and senior at MVHS.

**2021-22 GAME-BY-GAME**

DATE	OPPONENT	GS	MIN	FGM/A	%	3FG/A	%	FTM/A	%	OFF	DEF	TOT	AVG	PF	AST	T/O	BLK	STL	PTS	AVG
11/09/21	Maryville (TN)	*	27	6-11	.545	5-10	.500	0-0	.000	0	2	2	2.0	1	1	0	1	0	17	17.0
11/11/21	Spring Hill	*	16	1-7	.143	1-6	.167	0-0	.000	1	2	3	2.5	2	0	0	0	1	3	10.0
11/15/21	at San Francisco	*	28	1-4	.250	0-2	.000	0-0	.000	0	4	4	3.0	2	0	3	0	0	2	7.3
11/18/21	at Oregon St.	*	31	4-8	.500	3-7	.429	0-0	.000	1	5	6	3.8	1	1	2	0	0	11	8.3
11/26/21	vs N.C. A&T	*	29	2-11	.182	2-10	.200	2-2	1.000	1	5	6	4.2	0	1	2	0	0	8	8.2
11/27/21	vs McNeese	*	29	2-10	.200	1-8	.125	0-0	.000	2	0	2	3.8	0	3	1	0	2	5	7.7
11/30/21	Mississippi Col.	*	18	3-6	.500	3-6	.500	0-0	.000	0	1	1	3.4	1	0	1	0	2	9	7.9
12/05/21	Belmont	*	26	2-6	.333	2-6	.333	0-0	.000	1	0	1	3.1	0	1	1	0	1	6	7.6
Total			204	21-63	.333	17-55	.309	2-2	1.000	6	19	25	3.1	7	7	10	1	6	61	7.6

**SEASON & CAREER HIGHS**

CATEGORY	STAT	DATE	OPPONENT
Points	17	11/09/21	Maryville (TN)
Minutes	31	11/18/21	at Oregon St.
Field Goals Made	6	11/09/21	Maryville (TN)
Field Goal Attempts	11	11/26/21	vs N.C. A&T
3-Point Field Goals Made	5	11/09/21	Maryville (TN)
3-Point Field Goal Attempts	10	11/26/21	vs N.C. A&T
Free Throws Made	2	11/26/21	vs N.C. A&T
Free Throw Attempts	2	11/26/21	vs N.C. A&T
Rebounds	6	11/26/21	vs N.C. A&T
Assists	3	11/27/21	vs McNeese
Blocks	1	11/09/21	Maryville (TN)
Steals	2	11/30/21	Mississippi Col.





**24****DANIEL LOBACH****FORWARD • 6-7 • 195 • FR. • DURHAM, N.C. • RUTGERS**

- ✦ Spent the past two seasons at Rutgers University, where he received a medical redshirt following the 2019-20 season.
- ✦ Made his collegiate debut for the Scarlet Knights versus Sacred Heart on Nov. 25, 2020.
- ✦ Prior to his time in New Brunswick, N.J., Lobach was a highly recruited forward for head coach Jeremy Ellis at Moravian Prep, a postgraduate program in Hickory (N.C.) that featured multiple nationally ranked prospects from across the country.
- ✦ While at Moravian, the squad captured the 2018 USA National Prep School Showcase. He also attended Cape Fear Christian Academy in Erwin (N.C.), where he played under head coach Dwight Miller before graduating from Arrows Academy in 2018.

**2021-22 GAME-BY-GAME**

DATE	OPPONENT	GS	MIN	FGM/A	%	3FG/A	%	FTM/A	%	OFF	DEF	TOT	AVG	PF	AST	T/O	BLK	STL	PTS	AVG
11/09/21	Maryville (TN)		10	2-2	1.000	1-1	1.000	0-0	.000	1	1	2	2.0	2	1	0	0	1	5	5.0
11/11/21	Spring Hill		10	2-2	1.000	1-1	1.000	0-0	.000	1	0	1	1.5	2	0	2	0	1	5	5.0
11/15/21	at San Francisco		5	0-0	.000	0-0	.000	0-0	.000	0	0	0	1.0	3	0	0	0	1	0	3.3
11/18/21	at Oregon St.		7	0-2	.000	0-2	.000	0-0	.000	1	0	1	1.0	2	0	0	0	0	0	2.5
11/26/21	vs N.C. A&T		9	1-2	.500	0-0	.000	0-0	.000	1	1	2	1.2	1	0	0	1	0	2	2.4
11/27/21	vs McNeese		5	0-1	.000	0-1	.000	0-0	.000	0	0	0	1.0	2	0	1	0	1	0	2.0
11/30/21	Mississippi Col.		8	0-0	.000	0-0	.000	1-4	.250	0	1	1	1.0	1	0	0	0	0	1	1.9
12/05/21	Belmont		2	0-0	.000	0-0	.000	0-0	.000	1	0	1	1.0	1	0	0	0	0	0	1.6
Total			56	5-9	.556	2-5	.400	1-4	.250	5	3	8	1.0	14	1	3	1	4	13	1.6

**SEASON & CAREER HIGHS**

CATEGORY	STAT	DATE	OPPONENT
Points	5	11/11/21	Spring Hill
Minutes	10	11/11/21	Spring Hill
Field Goals Made	2	11/11/21	Spring Hill
Field Goal Attempts	2	11/26/21	vs N.C. A&T
3-Point Field Goals Made	1	11/11/21	Spring Hill
3-Point Field Goal Attempts	2	11/18/21	at Oregon St.
Free Throws Made	1	11/30/21	Mississippi Col.
Free Throw Attempts	4	11/30/21	Mississippi Col.
Rebounds	2	11/26/21	vs N.C. A&T
Assists	1	11/09/21	Maryville (TN)
Blocks	1	11/26/21	vs N.C. A&T
Steals	1	11/27/21	vs McNeese



**31****BRYAN SMITH****FORWARD • 6-4 • 190 • SO. • PISMO BEACH, CALIF. • ARROYO GRANDE**

- ♣ Saw time in seven games for the Bulldogs...Averaged 1.0 point and 0.7 rebounds per game...Scored a career-best three points versus Belhaven (12.21).
- ♣ 2019-20 (Freshman): Saw action in five games as a reserve . . . averaged 1.2 points per game . . . scored two points each against UVA-Wise, Troy and AUM.
- ♣ Prepped at Arroyo Grande High School in California . . . named All-Mountain League Most Valuable Player.

**2021-22 GAME-BY-GAME**

DATE	OPPONENT	GS	MIN	FGM/A	%	3FG/A	%	FTM/A	%	OFF	DEF	TOT	AVG	PF	AST	T/O	BLK	STL	PTS	AVG
11/11/21	Spring Hill	1	0-0	.000	0-0	.000	0-0	.000	0	0	0	0.0	0	0	1	0	0	0	0	0.0
11/30/21	Mississippi Col.	2	0-1	.000	0-0	.000	0-0	.000	0	2	2	1.0	0	0	0	1	0	0	0	0.0
Total		3	0-1	.000	0-0	.000	0-0	.000	0	2	2	1.0	0	0	1	1	0	0	0	0.0

**SEASON & CAREER HIGHS**

CATEGORY	STAT	DATE	OPPONENT
Points	3	12/21/20	Belhaven
Minutes	7	03/05/21	vs Mercer
Field Goals Made	1	02/13/21	at VMI
Field Goal Attempts	2	02/13/21	at VMI
3-Point Field Goals Made	0	03/05/21	vs Mercer
3-Point Field Goal Attempts	0	03/05/21	vs Mercer
Free Throws Made	3	12/21/20	Belhaven
Free Throw Attempts	4	12/21/20	Belhaven
Rebounds	2	03/05/21	vs Mercer
Assists	1	03/05/21	vs Mercer
Blocks	1	11/30/21	Mississippi College
Steals	1	02/17/21	at Furman





**33****CHARLIE MORRISON****GUARD • 6-0 • 190 • FR. • ATHENS, ALA. • LINDSAY LANE ACADEMY**

- ✦ Spent time on the active roster during the 2020-2021 season.
- ✦ Played in 131 games in his Lindsay Lane career, averaging 11.7 points, 2.9 assists and 4.4 rebounds per game.
- ✦ As a senior at LLCA, Morrison averaged 14.7 points and 7.2 rebounds in 34 games played.

**2021-22 GAME-BY-GAME**

DATE	OPPONENT	GS	MIN	FGM/A	%	3FG/A	%	FTM/A	%	OFF	DEF	TOT	AVG	PF	AST	T/O	BLK	STL	PTS	AVG
11/11/21	Spring Hill		1	1-1	1.000	1-1	1.000	0-0	.000	0	0	0	0.0	0	0	0	0	0	3	3.0
11/30/21	Mississippi Col.		2	0-1	.000	0-1	.000	0-0	.000	0	1	1	0.5	1	0	1	0	0	0	1.5
Total			3	1-2	.500	1-2	.500	0-0	.000	0	1	1	0.5	1	0	1	0	0	3	1.5

**SEASON & CAREER HIGHS**

CATEGORY	STAT	DATE	OPPONENT
Points	3	11/11/21	Spring Hill
Minutes	1	11/11/21	Spring Hill
Field Goals Made	1	11/11/21	Spring Hill
Field Goal Attempts	1	11/11/21	Spring Hill
3-Point Field Goals Made	1	11/11/21	Spring Hill
3-Point Field Goal Attempts	1	11/11/21	Spring Hill
Free Throws Made	0	11/11/21	Spring Hill
Free Throw Attempts	0	11/11/21	Spring Hill
Rebounds	0	11/11/21	Spring Hill
Assists	0	11/11/21	Spring Hill
Blocks	0	11/11/21	Spring Hill
Steals	0	11/11/21	Spring Hill



**35****PAULIE STRAMAGLIA****GUARD • 5-11 • 180 • FR. • MOUNTAIN BROOK, ALA. • MBHS**

- Prepped at Mountain Brook High School under current Samford head coach Bucky McMillan.
- Excellent defender and shooter with a knack for being in the right place at the right time on the court.
- Helped the Spartans to multiple Alabama High School Activities Association Class 7A State Championships while at MBHS.

**2021-22 GAME-BY-GAME**

DATE	OPPONENT	GS	MIN	FGM/A	%	3FG/A	%	FTM/A	%	OFF	DEF	TOT	AVG	PF	AST	T/O	BLK	STL	PTS	AVG
------	----------	----	-----	-------	---	-------	---	-------	---	-----	-----	-----	-----	----	-----	-----	-----	-----	-----	-----

**SEASON & CAREER HIGHS**

CATEGORY	STAT	DATE	OPPONENT
----------	------	------	----------

Points

Minutes

Field Goals Made

Field Goal Attempts

3-Point Field Goals Made

3-Point Field Goal Attempts

Free Throws Made

Free Throw Attempts

Rebounds

Assists

Blocks

Steals





**42****JACOB TRYON****CENTER • 6-11 • 220 • SR. • TEMECULA, CALIF. • PORTLAND**

- Saw action in 18 games, making 13 starts for the Bulldogs...Averaged 7.2 points and 4.6 rebounds per game.
- Turned in a career-high 19 points and seven rebounds versus Wofford (1.2)...Grabbed a personal best eight rebounds against Covenant (12.1).
- Blocked three shots versus Chattanooga (1.6)...Finished the year shooting 53.0 percent (53-100) from the floor and 41.7 percent (15-36) from 3-point range.
- Closed the year ranked 19th in the SoCon in rebounds per game (4.6).
- Prior to Samford, played at Portland where he appeared in 21 total games and started six games in his first year with the Pilots. During the 2019-20 season, played in 31 games, including 18 starts.
- Averaged 7.0 points and a team-high 5.2 rebounds per game.
- Finished the season with a team-high 28 blocked shots.

**2021-22 GAME-BY-GAME**

DATE	OPPONENT	GS	MIN	FGM/A	%	3FG/A	%	FTM/A	%	OFF	DEF	TOT	AVG	PF	AST	T/O	BLK	STL	PTS	AVG
11/09/21	Maryville (TN)		21	5-8	.625	1-1	1.000	0-0	.000	3	9	12	12.0	2	2	4	1	0	11	11.0
11/11/21	Spring Hill	*	15	1-1	1.000	0-0	.000	0-0	.000	1	3	4	8.0	2	0	2	3	0	2	6.5
11/15/21	at San Francisco		22	1-6	.167	0-3	.000	0-0	.000	1	3	4	6.7	3	0	1	2	0	2	5.0
11/18/21	at Oregon St.	*	31	3-4	.750	2-3	.667	0-0	.000	1	5	6	6.5	0	1	1	2	0	8	5.8
11/26/21	vs N.C. A&T	*	26	3-4	.750	1-2	.500	0-3	.000	2	2	4	6.0	2	2	1	2	1	7	6.0
11/27/21	vs McNeese	*	22	4-5	.800	1-2	.500	1-2	.500	2	4	6	6.0	5	1	1	1	1	10	6.7
11/30/21	Mississippi Col.	*	20	6-8	.750	3-4	.750	1-2	.500	5	1	6	6.0	2	2	2	0	2	16	8.0
12/05/21	Belmont	*	27	4-6	.667	2-4	.500	0-0	.000	2	3	5	5.9	2	0	2	0	2	10	8.3
Total			184	27-42	.643	10-19	.526	2-7	.286	17	30	47	5.9	18	8	14	11	6	66	8.3

**SEASON & CAREER HIGHS**

CATEGORY	STAT	DATE	OPPONENT
Points	19	01/02/21	at Wofford
Minutes	31	11/18/21	at Oregon St.
Field Goals Made	9	01/02/21	at Wofford
Field Goal Attempts	12	01/02/21	at Wofford
3-Point Field Goals Made	4	01/18/21	Western Caro.
3-Point Field Goal Attempts	7	01/18/21	Western Caro.
Free Throws Made	2	02/13/21	at VMI
Free Throw Attempts	3	01/02/21	at Wofford
Rebounds	12	11/9/21	Maryville (TN)
Assists	3	12/01/20	Covenant
Blocks	3	01/20/21	Chattanooga
Steals	1	01/18/21	Western Caro.





0

**QUES GLOVER**G • 6-0 • 180 • Soph.  
Knoxville, Tenn. • Florida

1

**WESLEY CARDET, JR.**G • 6-6 • 210 • Fr.  
Fort Lauderdale, Fla. • West Oaks

2

**JADEN CAMPBELL**G • 6-5 • 205 • Soph.  
Brampton, Ont. • Florida SW

3

**JARON RILLIE**G • 6-3 • 175 • Fr.  
Santa Barbara, Calif. • Link Year

4

**JERMAINE MARSHALL**F • 6-6 • 225 • Soph.  
Hueytown, Ala. • Akron

5

**A.J. STATON-McCRAY**G • 6-5 • 190 • Fr.  
Charlotte, N.C. • West Oaks

10

**ANGEL SMITH**G/F • 6-5 • 195 • Fr.  
Fort Lauderdale, Fla. • Southern Miss

11

**MARCELLUS VAIL**G • 6-2 • 195 • Fr.  
Shelbyville, Ky. • ML Collins

12

**CLAY HOLMES**G • 6-2 • 195 • Fr.  
Brentwood, Tenn.

13

**QUINN RICHEY**G • 6-5 • 205 • Soph.  
Johns Creek, Ga. • James Madison

14

**RICHARDSON MAITRE**G • 6-3 • 180 • R-Sr.  
Montreal, Quebec • Florida Atlantic

15

**GRAYSON WALTERS**F • 6-5 • 210 • Fr.  
Mountain Brook, Ala. • MBHS


21

**OWEN LaROCCA**G • 6-1 • 150 • Fr.  
Sugarland, Texas • Fort Bend

22

**LOGAN DYE**F • 6-9 • 240 • Jr.  
Haleyville, Ala. • Haleyville

23

**COOPER KAIFES**G • 6-4 • 205 • R-Soph.  
Shawnee, Kan. • Loyola-Chicago

24

**DANIEL LOBACH**F • 6-7 • 190 • Fr.  
Durham, N.C. • Rutgers

31

**BRYAN SMITH**F • 6-4 • 180 • Soph.  
Pismo Beach, Calif. • Arroyo Grande

33

**CHARLIE MORRISON**G • 6-0 • 190 • Fr.  
Athens, Ala. • Lindsay Lane

35

**PAULIE STRAMAGLIA**G • 5-11 • 180 • Fr.  
Mountain Brook, Ala. • MBHS

42

**JACOB TRYON**F • 6-11 • 220 • Sr.  
Temecula, Calif. • Portland**BUCKY McMILLAN**


Head Coach

**MITCH COLE**

Associate Head Coach

**NEB EXANTUS**


Assistant Coach

**ZACH GILLION**

Assistant Coach

**DUANE REBOUL**

Special Assistant

**SERGIO ROUCO**


Director of Administration

**DAVID GOOD**

Dir. of Player Personnel

**TREY KILGORE**

Strength &amp; Conditioning

**SKIP WELLBORN**

Dir. of Internal Operations

**WARREN FITZPATRICK**


Graduate Manager

**DREW SMITH**

Graduate Manager

**JUSTIN BALIK**

Graduate Manager

**BRAD MONTGOMERY**

Athletic Trainer

**PAIGE MATHIS**

Assistant AD/Academics

# RADIO & TELEVISION ROSTER





**2021-22 Samford Men's Basketball  
Season/Career Statistics  
All games**

Page 1/2  
as of Dec 06, 2021

**Summary**

Player	Season Statistics										Career Statistics									
	GP-GS	MIN/G	FG%	3FG%	FT%	R/G	A/G	STL	BLK	PTS/G	GP-GS	MIN/G	FG%	3FG%	FT%	R/G	A/G	STL	BLK	PTS/G
CAMPBELL, Jaden	8-3	25.2	.411	.385	.647	2.8	1.1	8	3	10.8	8-3	25.2	.411	.385	.647	2.8	1.1	8	3	10.8
CARDET, Wesley	8-8	21.1	.333	.320	.867	3.6	0.9	9	0	8.1	8-8	21.1	.333	.320	.867	3.6	0.9	9	0	8.1
GLOVER, Ques	8-7	29.0	.448	.320	.923	3.0	4.6	11	0	18.8	8-7	29.0	.448	.320	.923	3.0	4.6	11	0	18.8
HOLMES, Clay	2-0	1.4	.000	.000	.000	0.0	0.5	0	0	0.0	4-0	1.7	.250	.250	.000	0.3	0.3	0	0	0.8
KAIFES, Cooper	8-8	25.7	.333	.309	1.000	3.1	0.9	6	1	7.6	8-8	25.7	.333	.309	1.000	3.1	0.9	6	1	7.6
LAROCCA, Owen	2-0	1.4	.000	.000	.000	0.0	0.0	0	0	0.0	2-0	1.4	.000	.000	.000	0.0	0.0	0	0	0.0
LOBACH, Daniel	8-0	7.0	.556	.400	.250	1.0	0.1	4	1	1.6	8-0	7.0	.556	.400	.250	1.0	0.1	4	1	1.6
MAITRE, Richardson	8-0	8.4	.222	.000	.000	0.9	0.4	5	0	0.5	23-15	19.6	.315	.271	.762	2.7	2.2	21	0	4.3
MARSHALL, Jermaine	8-7	25.6	.493	.281	.742	8.6	1.3	11	1	13.0	8-7	25.6	.493	.281	.742	8.6	1.3	11	1	13.0
MORRISON, Charlie	2-0	1.4	.500	.500	.000	0.5	0.0	0	0	1.5	2-0	1.4	.500	.500	.000	0.5	0.0	0	0	1.5
RICHEY, Quinn	7-0	5.7	.625	.625	1.000	0.6	0.3	1	0	2.7	17-0	9.2	.367	.346	.857	0.8	0.4	1	1	2.2
RILLIE, Jaron	8-1	17.7	.500	.481	.750	2.0	2.3	9	0	6.5	27-7	19.5	.573	.481	.737	2.3	2.6	24	0	5.6
SMITH, Angel	4-0	5.6	.125	.000	1.000	1.5	0.3	2	0	1.5	4-0	5.6	.125	.000	1.000	1.5	0.3	2	0	1.5
SMITH, Bryan	2-0	1.4	.000	.000	.000	1.0	0.0	0	1	0.0	14-0	2.7	.333	.000	.714	0.6	0.2	2	1	0.9
TRYON, Jacob	8-6	22.8	.643	.526	.286	5.9	1.0	6	11	8.3	26-19	19.6	.563	.455	.400	5.0	0.9	10	27	7.5
VAIL, Marcellus	6-0	11.1	.077	.000	.333	1.2	1.7	1	2	0.5	21-8	10.6	.308	.143	.500	1.1	0.9	8	3	1.4
WALTERS, Grayson	2-0	1.4	1.000	.000	.000	0.5	0.0	0	0	1.0	6-0	2.0	.800	.000	.000	0.5	0.0	0	0	1.3

**Scoring**

Player	Season Statistics								Career Statistics							
	FG-FGA	FG%	3FG-3FGA	3FG%	FT-FTA	FT%	PTS	PTS/G	FG-FGA	FG%	3FG-3FGA	3FG%	FT-FTA	FT%	PTS	PTS/G
CAMPBELL, Jaden	30-73	.411	15-39	.385	11-17	.647	86	10.8	30-73	.411	15-39	.385	11-17	.647	86	10.8
CARDET, Wesley	22-66	.333	8-25	.320	13-15	.867	65	8.1	22-66	.333	8-25	.320	13-15	.867	65	8.1
GLOVER, Ques	47-105	.448	8-25	.320	48-52	.923	150	18.8	47-105	.448	8-25	.320	48-52	.923	150	18.8
HOLMES, Clay	0-1	.000	0-1	.000	0-0	.000	0	0.0	1-4	.250	1-4	.250	0-0	.000	3	0.8
KAIFES, Cooper	21-63	.333	17-55	.309	2-2	1.000	61	7.6	21-63	.333	17-55	.309	2-2	1.000	61	7.6
LAROCCA, Owen	0-0	.000	0-0	.000	0-0	.000	0	0.0	0-0	.000	0-0	.000	0-0	.000	0	0.0
LOBACH, Daniel	5-9	.556	2-5	.400	1-4	.250	13	1.6	5-9	.556	2-5	.400	1-4	.250	13	1.6
MAITRE, Richardson	2-9	.222	0-4	.000	0-0	.000	4	0.5	34-108	.315	16-59	.271	16-21	.762	100	4.3
MARSHALL, Jermaine	36-73	.493	9-32	.281	23-31	.742	104	13.0	36-73	.493	9-32	.281	23-31	.742	104	13.0
MORRISON, Charlie	1-2	.500	1-2	.500	0-0	.000	3	1.5	1-2	.500	1-2	.500	0-0	.000	3	1.5
RICHEY, Quinn	5-8	.625	5-8	.625	4-4	1.000	19	2.7	11-30	.367	9-26	.346	6-7	.857	37	2.2
RILLIE, Jaron	18-36	.500	13-27	.481	3-4	.750	52	6.5	55-96	.573	26-54	.481	14-19	.737	150	5.6
SMITH, Angel	1-8	.125	0-3	.000	4-4	1.000	6	1.5	1-8	.125	0-3	.000	4-4	1.000	6	1.5
SMITH, Bryan	0-1	.000	0-0	.000	0-0	.000	0	0.0	4-12	.333	0-2	.000	5-7	.714	13	0.9
TRYON, Jacob	27-42	.643	10-19	.526	2-7	.286	66	8.3	80-142	.563	25-55	.455	10-25	.400	195	7.5
VAIL, Marcellus	1-13	.077	0-7	.000	1-3	.333	3	0.5	12-39	.308	3-21	.143	2-4	.500	29	1.4
WALTERS, Grayson	1-1	1.000	0-0	.000	0-0	.000	2	1.0	4-5	.800	0-0	.000	0-0	.000	8	1.3



2021-22 Samford Men's Basketball  
Season/Career Statistics  
All games

Page 2/2  
as of Dec 06, 2021

Totals

Player	Season Statistics									Career Statistics								
	O-REB	D-REB	TOTAL	PF	FO	A	TO	A/TO		O-REB	D-REB	TOTAL	PF	FO	A	TO	A/TO	
CAMPBELL, Jaden	9	13	22	16	0	9	16	0.6		9	13	22	16	0	9	16	0.6	
CARDET, Wesley	13	16	29	16	0	7	29	0.2		13	16	29	16	0	7	29	0.2	
GLOVER, Ques	2	22	24	16	0	37	26	1.4		2	22	24	16	0	37	26	1.4	
HOLMES, Clay	0	0	0	0	0	1	0	0.0		0	1	1	0	0	1	1	1.0	
KAIFES, Cooper	6	19	25	7	0	7	10	0.7		6	19	25	7	0	7	10	0.7	
LAROCCA, Owen	0	0	0	0	0	0	0	0.0		0	0	0	0	0	0	0	0.0	
LOBACH, Daniel	5	3	8	14	0	1	3	0.3		5	3	8	14	0	1	3	0.3	
MAITRE, Richardson	1	6	7	8	0	3	3	1.0		5	57	62	31	0	50	35	1.4	
MARSHALL, Jermaine	27	42	69	27	1	10	14	0.7		27	42	69	27	1	10	14	0.7	
MORRISON, Charlie	0	1	1	1	0	0	1	0.0		0	1	1	1	0	0	1	0.0	
RICHEY, Quinn	0	4	4	4	0	2	1	2.0		5	8	13	10	0	6	4	1.5	
RILLIE, Jaron	1	15	16	9	0	18	12	1.5		6	55	61	39	1	71	50	1.4	
SMITH, Angel	2	4	6	3	0	1	0	0.0		2	4	6	3	0	1	0	0.0	
SMITH, Bryan	0	2	2	0	0	0	1	0.0		4	5	9	1	0	3	4	0.8	
TRYON, Jacob	17	30	47	18	1	8	14	0.6		38	91	129	49	2	23	30	0.8	
VAIL, Marcellus	3	4	7	9	0	10	4	2.5		6	17	23	29	0	18	14	1.3	
WALTERS, Grayson	1	0	1	0	0	0	0	0.0		2	1	3	2	0	0	1	0.0	





**2021-22 Samford Men's Basketball  
Season Box Score  
All games**

Page 1/1  
as of Dec 06, 2021

**Game Records**

Record	Overall	Home	Away	Neutral
ALL GAMES	6-2	3-1	1-1	2-0
CONFERENCE	0-0	0-0	0-0	0-0
NON-CONFERENCE	6-2	3-1	1-1	2-0

**Team Box Score**

No.	Player				Total		3-Point		F-Throw		Rebounds											
		GP-GS	MIN	AVG	FG-FGA	FG%	3FG-3FGA	3FG%	FT-FTA	FT%	OFF	DEF	TOT	AVG	PF	DQ	A	TO	BLK	STL	PTS	AVG
0	GLOVER, Ques	8-7	232:20	29.0	47-105	.448	8-25	.320	48-52	.923	2	22	24	3.0	16	0	37	26	0	11	150	18.8
4	MARSHALL, Jermaine	8-7	204:25	25.6	36-73	.493	9-32	.281	23-31	.742	27	42	69	8.6	27	1	10	14	1	11	104	13.0
2	CAMPBELL, Jaden	8-3	201:41	25.2	30-73	.411	15-39	.385	11-17	.647	9	13	22	2.8	16	0	9	16	3	8	86	10.8
42	TRYON, Jacob	8-6	182:23	22.8	27-42	.643	10-19	.526	2-7	.286	17	30	47	5.9	18	1	8	14	11	6	66	8.3
1	CARDET, Wesley	8-8	168:33	21.1	22-66	.333	8-25	.320	13-15	.867	13	16	29	3.6	16	0	7	29	0	9	65	8.1
23	KAIFES, Cooper	8-8	205:16	25.7	21-63	.333	17-55	.309	2-2	1.000	6	19	25	3.1	7	0	7	10	1	6	61	7.6
3	RILLIE, Jaron	8-1	141:27	17.7	18-36	.500	13-27	.481	3-4	.750	1	15	16	2.0	9	0	18	12	0	9	52	6.5
13	RICHEY, Quinn	7-0	39:35	5.7	5-8	.625	5-8	.625	4-4	1.000	0	4	4	0.6	4	0	2	1	0	1	19	2.7
24	LOBACH, Daniel	8-0	55:39	7.0	5-9	.556	2-5	.400	1-4	.250	5	3	8	1.0	14	0	1	3	1	4	13	1.6
10	SMITH, Angel	4-0	22:14	5.6	1-8	.125	0-3	.000	4-4	1.000	2	4	6	1.5	3	0	1	0	0	2	6	1.5
33	MORRISON, Charlie	2-0	02:44	1.4	1-2	.500	1-2	.500	0-0	.000	0	1	1	0.5	1	0	0	1	0	0	3	1.5
15	WALTERS, Grayson	2-0	02:44	1.4	1-1	1.000	0-0	.000	0-0	.000	1	0	1	0.5	0	0	0	0	0	0	2	1.0
14	MAITRE, Richardson	8-0	67:11	8.4	2-9	.222	0-4	.000	0-0	.000	1	6	7	0.9	8	0	3	3	0	5	4	0.5
11	VAIL, Marcellus	6-0	66:40	11.1	1-13	.077	0-7	.000	1-3	.333	3	4	7	1.2	9	0	10	4	2	1	3	0.5
31	SMITH, Bryan	2-0	02:44	1.4	0-1	.000	0-0	.000	0-0	.000	0	2	2	1.0	0	0	0	1	1	0	0	0.0
12	HOLMES, Clay	2-0	02:44	1.4	0-1	.000	0-1	.000	0-0	.000	0	0	0	0.0	0	0	1	0	0	0	0	0.0
21	LAROCCA, Owen	2-0	02:44	1.4	0-0	.000	0-0	.000	0-0	.000	0	0	0	0.0	0	0	0	0	0	0	0	0.0
Team											7	8	15					4				
<b>Total</b>		<b>8</b>	<b>1601</b>		<b>217-510</b>	<b>.425</b>	<b>88-252</b>	<b>.349</b>	<b>112-143</b>	<b>.783</b>	<b>94</b>	<b>189</b>	<b>283</b>	<b>35.4</b>	<b>148</b>	<b>2</b>	<b>114</b>	<b>138</b>	<b>20</b>	<b>73</b>	<b>634</b>	<b>79.3</b>
<b>Opponents</b>		<b>8</b>	<b>1600</b>		<b>209-453</b>	<b>.461</b>	<b>61-171</b>	<b>.357</b>	<b>115-173</b>	<b>.665</b>	<b>72</b>	<b>196</b>	<b>268</b>	<b>33.5</b>	<b>147</b>	<b>1</b>	<b>123</b>	<b>152</b>	<b>23</b>	<b>72</b>	<b>594</b>	<b>74.3</b>

**Score by Periods**

Team	1st	2nd	OT	TOT
Samford	325	309	0	634
Opponents	284	310	0	594



**2021-22 Samford Men's Basketball  
Extended Season Box Score  
All games**

Page 1/1  
as of Dec 06, 2021

**Game Records**

Record	Overall	Home	Away	Neutral
ALL GAMES	6-2	3-1	1-1	2-0
CONFERENCE	0-0	0-0	0-0	0-0
NON-CONFERENCE	6-2	3-1	1-1	2-0

**Team Box Score Extended**

No.	Player				Total		3-Point		F-Throw		Rebounds																	
		GP-GS	MIN	AVG	FG-FGA	FG%	3FG-3FGA	3FG%	FT-FTA	FT%	OFF	DEF	TOT	AVG	PF	DQ	A	A/G	TO	TO/G	A/TO	BLK	BLK/G	STL	STL/G	PTS	AVG	
0	GLOVER, Ques	8-7	232:20	29.0	47-105	.448	8-25	.320	48-52	.923	2	22	24	3.0	16	0	37	4.63	26	3.25	1.42	0	0.00	11	1.38	150	18.8	
4	MARSHALL, Jermaine	8-7	204:25	25.6	36-73	.493	9-32	.281	23-31	.742	27	42	69	8.6	27	1	10	1.25	14	1.75	0.71	1	0.13	11	1.38	104	13.0	
2	CAMPBELL, Jaden	8-3	201:41	25.2	30-73	.411	15-39	.385	11-17	.647	9	13	22	2.8	16	0	9	1.13	16	2.00	0.56	3	0.38	8	1.00	86	10.8	
42	TRYON, Jacob	8-6	182:23	22.8	27-42	.643	10-19	.526	2-7	.286	17	30	47	5.9	18	1	8	1.00	14	1.75	0.57	11	1.38	6	0.75	66	8.3	
1	CARDET, Wesley	8-8	168:33	21.1	22-66	.333	8-25	.320	13-15	.867	13	16	29	3.6	16	0	7	0.88	29	3.63	0.24	0	0.00	9	1.13	65	8.1	
23	KAIFES, Cooper	8-8	205:16	25.7	21-63	.333	17-55	.309	2-2	1.000	6	19	25	3.1	7	0	7	0.88	10	1.25	0.70	1	0.13	6	0.75	61	7.6	
3	RILLIE, Jaron	8-1	141:27	17.7	18-36	.500	13-27	.481	3-4	.750	1	15	16	2.0	9	0	18	2.25	12	1.50	1.50	0	0.00	9	1.13	52	6.5	
13	RICHEY, Quinn	7-0	39:35	5.7	5-8	.625	5-8	.625	4-4	1.000	0	4	4	0.6	4	0	2	0.29	1	0.14	2.00	0	0.00	1	0.14	19	2.7	
24	LOBACH, Daniel	8-0	55:39	7.0	5-9	.556	2-5	.400	1-4	.250	5	3	8	1.0	14	0	1	0.13	3	0.38	0.33	1	0.13	4	0.50	13	1.6	
10	SMITH, Angel	4-0	22:14	5.6	1-8	.125	0-3	.000	4-4	1.000	2	4	6	1.5	3	0	1	0.25	0	0.00	1.00	0	0.00	2	0.50	6	1.5	
33	MORRISON, Charlie	2-0	02:44	1.4	1-2	.500	1-2	.500	0-0	.000	0	1	1	0.5	1	0	0	0.00	1	0.50	0.00	0	0.00	0	0.00	3	1.5	
15	WALTERS, Grayson	2-0	02:44	1.4	1-1	1.000	0-0	.000	0-0	.000	1	0	1	0.5	0	0	0	0.00	0	0.00	0.00	0	0.00	0	0.00	2	1.0	
14	MAITRE, Richardson	8-0	67:11	8.4	2-9	.222	0-4	.000	0-0	.000	1	6	7	0.9	8	0	3	0.38	3	0.38	1.00	0	0.00	5	0.63	4	0.5	
11	VAIL, Marcellus	6-0	66:40	11.1	1-13	.077	0-7	.000	1-3	.333	3	4	7	1.2	9	0	10	1.67	4	0.67	2.50	2	0.33	1	0.17	3	0.5	
31	SMITH, Bryan	2-0	02:44	1.4	0-1	.000	0-0	.000	0-0	.000	0	2	2	1.0	0	0	0	0.00	1	0.50	0.00	1	0.50	0	0.00	0	0.0	
12	HOLMES, Clay	2-0	02:44	1.4	0-1	.000	0-1	.000	0-0	.000	0	0	0	0.0	0	0	1	0.50	0	0.00	1.00	0	0.00	0	0.00	0	0.0	
21	LAROCCA, Owen	2-0	02:44	1.4	0-0	.000	0-0	.000	0-0	.000	0	0	0	0.0	0	0	0	0.00	0	0.00	0.00	0	0.00	0	0.00	0	0.0	
Total		8	1601		217-510	.425	88-252	.349	112-143	.783	94	189	283	35.4	148	2	114	14.25	138	17.25	0.83	20	2.50	73	9.13	634	79.3	
Opponents		8	1600		209-453	.461	61-171	.357	115-173	.665	72	196	268	33.5	147	1	123	15.38	152	19.00	0.81	23	2.88	72	9.00	594	74.3	

**Score by Periods**

Team	1st	2nd	OT	TOT
Samford	325	309	0	634
Opponents	284	310	0	594





2021-22 Samford Men's Basketball  
Overall Team Statistics  
All games

Page 1/1  
as of Dec 06, 2021

Team Statistics

	SU	OPP
<b>Scoring</b>	<b>634</b>	<b>594</b>
Points per game	79.3	74.3
Scoring margin	+5.0	-
<b>Field goals-att</b>	<b>217-510</b>	<b>209-453</b>
Field goal pct	.425	.461
<b>3 point fg-att</b>	<b>88-252</b>	<b>61-171</b>
3-point FG pct	.349	.357
3-pt FG made per game	11.0	7.6
<b>Free throws-att</b>	<b>112-143</b>	<b>115-173</b>
Free throw pct	.783	.665
F-Throws made per game	14.0	14.4
<b>Rebounds</b>	<b>283</b>	<b>268</b>
Rebounds per game	35.4	33.5
Rebounding margin	+1.9	-
<b>Assists</b>	<b>114</b>	<b>123</b>
Assists per game	14.3	15.4
<b>Turnovers</b>	<b>138</b>	<b>152</b>
Turnovers per game	17.3	19.0
Turnover margin	+1.8	-
Assist/turnover ratio	0.8	0.8
<b>Steals</b>	<b>73</b>	<b>72</b>
Steals per game	9.1	9.0
<b>Blocks</b>	<b>20</b>	<b>23</b>
Blocks per game	2.5	2.9
<b>Winning streak</b>	<b>0</b>	<b>-</b>
Home win streak	0	-
<b>Attendance</b>	<b>5993</b>	<b>4524</b>
Home games-Avg/Game	4-1498	2-2262
Neutral site-Avg/Game	-	2-163

Score by Periods

Team	1st	2nd	OT	TOT
Samford	325	309	0	634
Opponents	284	310	0	594



**2021-22 Samford Men's Basketball  
Season Schedule/Results & Leaders  
All games**

Page 1/1  
as of Dec 06, 2021

**Game Records**

Record	Overall	Home	Away	Neutral
ALL GAMES	6-2	3-1	1-1	2-0
CONFERENCE	0-0	0-0	0-0	0-0
NON-CONFERENCE	6-2	3-1	1-1	2-0

**Team Results**

Date	Opponent		Score	Att.	High Points	High Rebounds
11/09/2021	Maryville (TN)	W	99-78	903	(19) GLOVER, Ques	(12) TRYON, Jacob
11/11/2021	Spring Hill	W	86-69	1101	(16) MARSHALL, Jermaine	(10) MARSHALL, Jermaine
11/15/2021	at San Francisco	L	55-77	1033	(24) GLOVER, Ques	(7) MARSHALL, Jermaine
11/18/2021	at Oregon St.	W	78-77	3491	(16) GLOVER, Ques	(6) KAIFES, Cooper
						(6) TRYON, Jacob
11/26/2021	vs N.C. A&T	W	77-75	200	(25) GLOVER, Ques	(13) MARSHALL, Jermaine
11/27/2021	vs McNeese	W	83-75	125	(24) GLOVER, Ques	(12) MARSHALL, Jermaine
11/30/2021	Mississippi Col.	W	83-58	1113	(16) TRYON, Jacob	(6) GLOVER, Ques
						(6) TRYON, Jacob
12/05/2021	Belmont	L	73-85	2876	(22) GLOVER, Ques	(13) MARSHALL, Jermaine
					(22) MARSHALL, Jermaine	

**Attendance Summary**

	Games	Attend	Avg/Game
Home	4	5993	1498
Away	2	4524	2262
Neutral	2	325	163
<b>Total</b>	<b>8</b>	<b>10842</b>	<b>1355</b>





# 2021-22 Samford Men's Basketball Combined Team Statistics All games

Page 1/1  
as of Dec 06, 2021

## Game Records

Record	Overall	Home	Away	Neutral
ALL GAMES	6-2	3-1	1-1	2-0
CONFERENCE	0-0	0-0	0-0	0-0
NON-CONFERENCE	6-2	3-1	1-1	2-0

## Score by Periods

Team	1st	2nd	OT	TOT
Samford	325	309	0	634
Opponents	284	310	0	594

## Team Box Score

No.	Player				Total		3-Point		F-Throw		Rebounds															
		GP-GS	MIN	AVG	FG-FGA	FG%	3FG-3FGA	3FG%	FT-FTA	FT%	OFF	DEF	TOT	AVG	PF	DQ	A	TO	BLK	STL	PTS	AVG				
0	GLOVER, Ques	8-7	232:20	29.0	47-105	.448	8-25	.320	48-52	.923	2	22	24	3.0	16	0	37	26	0	11	150	18.8				
4	MARSHALL, Jermaine	8-7	204:25	25.6	36-73	.493	9-32	.281	23-31	.742	27	42	69	8.6	27	1	10	14	1	11	104	13.0				
2	CAMPBELL, Jaden	8-3	201:41	25.2	30-73	.411	15-39	.385	11-17	.647	9	13	22	2.8	16	0	9	16	3	8	86	10.8				
42	TRYON, Jacob	8-6	182:23	22.8	27-42	.643	10-19	.526	2-7	.286	17	30	47	5.9	18	1	8	14	11	6	66	8.3				
1	CARDET, Wesley	8-8	168:33	21.1	22-66	.333	8-25	.320	13-15	.867	13	16	29	3.6	16	0	7	29	0	9	65	8.1				
23	KAIFES, Cooper	8-8	205:16	25.7	21-63	.333	17-55	.309	2-2	1.000	6	19	25	3.1	7	0	7	10	1	6	61	7.6				
3	RILLIE, Jaron	8-1	141:27	17.7	18-36	.500	13-27	.481	3-4	.750	1	15	16	2.0	9	0	18	12	0	9	52	6.5				
13	RICHEY, Quinn	7-0	39:35	5.7	5-8	.625	5-8	.625	4-4	1.000	0	4	4	0.6	4	0	2	1	0	1	19	2.7				
24	LOBACH, Daniel	8-0	55:39	7.0	5-9	.556	2-5	.400	1-4	.250	5	3	8	1.0	14	0	1	3	1	4	13	1.6				
33	MORRISON, Charlie	2-0	02:44	1.4	1-2	.500	1-2	.500	0-0	.000	0	1	1	0.5	1	0	0	1	0	0	3	1.5				
10	SMITH, Angel	4-0	22:14	5.6	1-8	.125	0-3	.000	4-4	1.000	2	4	6	1.5	3	0	1	0	0	2	6	1.5				
15	WALTERS, Grayson	2-0	02:44	1.4	1-1	1.000	0-0	.000	0-0	.000	1	0	1	0.5	0	0	0	0	0	0	2	1.0				
14	MAITRE, Richardson	8-0	67:11	8.4	2-9	.222	0-4	.000	0-0	.000	1	6	7	0.9	8	0	3	3	0	5	4	0.5				
11	VAIL, Marcellus	6-0	66:40	11.1	1-13	.077	0-7	.000	1-3	.333	3	4	7	1.2	9	0	10	4	2	1	3	0.5				
31	SMITH, Bryan	2-0	02:44	1.4	0-1	.000	0-0	.000	0-0	.000	0	2	2	1.0	0	0	0	1	1	0	0	0.0				
12	HOLMES, Clay	2-0	02:44	1.4	0-1	.000	0-1	.000	0-0	.000	0	0	0	0.0	0	0	1	0	0	0	0	0.0				
21	LAROCCA, Owen	2-0	02:44	1.4	0-0	.000	0-0	.000	0-0	.000	0	0	0	0.0	0	0	0	0	0	0	0	0.0				
Team											7	8	15					4								
Total		8	1601		217-510	.425	88-252	.349	112-143	.783	94	189	283	35.4	148	2	114	138	20	73	634	79.3				
Opponents		8	1600		209-453	.461	61-171	.357	115-173	.665	72	196	268	33.5	147	1	123	152	23	72	594	74.3				

## Team Statistics

	SU	OPP
<b>Scoring</b>	<b>634</b>	<b>594</b>
Points per game	79.3	74.3
Scoring margin	+5.0	-
<b>Field goals-att</b>	<b>217-510</b>	<b>209-453</b>
Field goal pct	.425	.461
<b>3 point fg-att</b>	<b>88-252</b>	<b>61-171</b>
3-point FG pct	.349	.357
3-pt FG made per game	11.0	7.6
<b>Free throws-att</b>	<b>112-143</b>	<b>115-173</b>
Free throw pct	.783	.665
F-Throws made per game	14.0	14.4
<b>Rebounds</b>	<b>283</b>	<b>268</b>
Rebounds per game	35.4	33.5
Rebounding margin	+1.9	-
<b>Assists</b>	<b>114</b>	<b>123</b>
Assists per game	14.3	15.4
<b>Turnovers</b>	<b>138</b>	<b>152</b>
Turnovers per game	17.3	19.0
Turnover margin	+1.8	-
Assist/turnover ratio	0.8	0.8
<b>Steals</b>	<b>73</b>	<b>72</b>
Steals per game	9.1	9.0
<b>Blocks</b>	<b>20</b>	<b>23</b>
Blocks per game	2.5	2.9
<b>Winning streak</b>	<b>0</b>	<b>-</b>
Home win streak	0	-
<b>Attendance</b>	<b>5993</b>	<b>4524</b>
Home games-Avg/Game	4-1498	2-2262
Neutral site-Avg/Game	-	2-163

## Team Results

Date	Opponent		Score	Att.
11/09/2021	Maryville (TN)	W	99-78	903
11/11/2021	Spring Hill	W	86-69	1101
11/15/2021	at San Francisco	L	55-77	1033
11/18/2021	at Oregon St.	W	78-77	3491
11/26/2021	vs N.C. A&T	W	77-75	200
11/27/2021	vs McNeese	W	83-75	125
11/30/2021	Mississippi Col.	W	83-58	1113
12/05/2021	Belmont	L	73-85	2876



2021-22 Samford Men's Basketball  
Team High/Low Analysis  
All games

Page 1/4  
as of Dec 06, 2021

Samford - Game Highs

POINTS	99		Maryville (TN) (11/09/2021)
	86		Spring Hill (11/11/2021)
	83		Mississippi Col. (11/30/2021)
	83		vs McNeese (N) (11/27/2021)
	78		at Oregon St. (11/18/2021)
FIELD GOALS MADE	36		Maryville (TN) (11/09/2021)
	31		Mississippi Col. (11/30/2021)
FIELD GOAL ATTEMPTS	76		Mississippi Col. (11/30/2021)
	75		Maryville (TN) (11/09/2021)
FIELD GOAL PERCENTAGE	.509	(28-55)	at Oregon St. (11/18/2021)
	.480	(36-75)	Maryville (TN) (11/09/2021)
3 PT FG MADE	14		Mississippi Col. (11/30/2021)
	14		Maryville (TN) (11/09/2021)
3 PT FG ATTEMPTS	35		Belmont (12/05/2021)
	35		Mississippi Col. (11/30/2021)
	35		Maryville (TN) (11/09/2021)
3 PT FG PERCENTAGE	.444	(12-27)	at Oregon St. (11/18/2021)
	.400	(14-35)	Mississippi Col. (11/30/2021)
	.400	(14-35)	Maryville (TN) (11/09/2021)
FREE THROWS MADE	23		vs McNeese (N) (11/27/2021)
	18		Spring Hill (11/11/2021)
FREE THROW ATTEMPTS	26		vs McNeese (N) (11/27/2021)
	22		Spring Hill (11/11/2021)
FREE THROW PERCENTAGE	.885	(23-26)	vs McNeese (N) (11/27/2021)
	.833	(10-12)	at Oregon St. (11/18/2021)
REBOUNDS	41		Mississippi Col. (11/30/2021)
	41		Maryville (TN) (11/09/2021)
ASSISTS	24		Maryville (TN) (11/09/2021)
	18		Mississippi Col. (11/30/2021)
STEALS	19		Spring Hill (11/11/2021)
	14		Mississippi Col. (11/30/2021)
BLOCKED SHOTS	4		Spring Hill (11/11/2021)
	3		Belmont (12/05/2021)
	3		vs N.C. A&T (N) (11/26/2021)
	3		Maryville (TN) (11/09/2021)
TURNOVERS	24		Spring Hill (11/11/2021)
	23		vs McNeese (N) (11/27/2021)
FOULS	22		at San Francisco (11/15/2021)
	22		Spring Hill (11/11/2021)



2021-22 Samford Men's Basketball  
Team High/Low Analysis  
All games

Page 2/4  
as of Dec 06, 2021

Opponent - Game Highs

POINTS	85		Belmont (12/05/2021)
	78		Maryville (TN) (11/09/2021)
	77		at Oregon St. (11/18/2021)
	77		at San Francisco (11/15/2021)
	75		vs McNeese (N) (11/27/2021)
	75		vs N.C. A&T (N) (11/26/2021)
FIELD GOALS MADE	29		at Oregon St. (11/18/2021)
	29		Maryville (TN) (11/09/2021)
FIELD GOAL ATTEMPTS	63		at Oregon St. (11/18/2021)
	60		vs N.C. A&T (N) (11/26/2021)
FIELD GOAL PERCENTAGE	.528	(28-53)	Belmont (12/05/2021)
	.492	(29-59)	Maryville (TN) (11/09/2021)
3 PT FG MADE	12		vs N.C. A&T (N) (11/26/2021)
	11		at San Francisco (11/15/2021)
3 PT FG ATTEMPTS	32		at San Francisco (11/15/2021)
	25		Belmont (12/05/2021)
3 PT FG PERCENTAGE	.522	(12-23)	vs N.C. A&T (N) (11/26/2021)
	.400	(10-25)	Belmont (12/05/2021)
FREE THROWS MADE	19		Belmont (12/05/2021)
	17		vs McNeese (N) (11/27/2021)
FREE THROW ATTEMPTS	26		Belmont (12/05/2021)
	26		vs McNeese (N) (11/27/2021)
FREE THROW PERCENTAGE	.789	(15-19)	at Oregon St. (11/18/2021)
	.731	(19-26)	Belmont (12/05/2021)
REBOUNDS	41		Mississippi Col. (11/30/2021)
	38		at San Francisco (11/15/2021)
	38		Spring Hill (11/11/2021)
ASSISTS	20		vs N.C. A&T (N) (11/26/2021)
	18		Belmont (12/05/2021)
STEALS	17		Belmont (12/05/2021)
	13		vs McNeese (N) (11/27/2021)
BLOCKED SHOTS	6		at San Francisco (11/15/2021)
	6		Maryville (TN) (11/09/2021)
TURNOVERS	33		Spring Hill (11/11/2021)
	27		vs McNeese (N) (11/27/2021)
FOULS	23		at San Francisco (11/15/2021)
	22		vs McNeese (N) (11/27/2021)





2021-22 Samford Men's Basketball  
Team High/Low Analysis  
All games

Page 3/4  
as of Dec 06, 2021

Samford - Game Lows

POINTS	55		at San Francisco (11/15/2021)
	73		Belmont (12/05/2021)
	77		vs N.C. A&T (N) (11/26/2021)
	78		at Oregon St. (11/18/2021)
	83		Mississippi Col. (11/30/2021)
	83		vs McNeese (N) (11/27/2021)
FIELD GOALS MADE	19		at San Francisco (11/15/2021)
	24		Belmont (12/05/2021)
	24		vs N.C. A&T (N) (11/26/2021)
FIELD GOAL ATTEMPTS	55		at Oregon St. (11/18/2021)
	56		vs N.C. A&T (N) (11/26/2021)
FIELD GOAL PERCENTAGE	.328	(19-58)	at San Francisco (11/15/2021)
	.387	(24-62)	Belmont (12/05/2021)
3 PT FG MADE	6		at San Francisco (11/15/2021)
	8		vs McNeese (N) (11/27/2021)
3 PT FG ATTEMPTS	24		at San Francisco (11/15/2021)
	27		at Oregon St. (11/18/2021)
3 PT FG PERCENTAGE	.235	(8-34)	vs McNeese (N) (11/27/2021)
	.250	(6-24)	at San Francisco (11/15/2021)
FREE THROWS MADE	7		Mississippi Col. (11/30/2021)
	10		at Oregon St. (11/18/2021)
FREE THROW ATTEMPTS	11		Mississippi Col. (11/30/2021)
	12		at Oregon St. (11/18/2021)
FREE THROW PERCENTAGE	.636	(7-11)	Mississippi Col. (11/30/2021)
	.688	(11-16)	at San Francisco (11/15/2021)
REBOUNDS	28		at San Francisco (11/15/2021)
	31		vs McNeese (N) (11/27/2021)
ASSISTS	4		at San Francisco (11/15/2021)
	12		Belmont (12/05/2021)
STEALS	3		at San Francisco (11/15/2021)
	4		vs N.C. A&T (N) (11/26/2021)
BLOCKED SHOTS	1		Mississippi Col. (11/30/2021)
	2		vs McNeese (N) (11/27/2021)
	2		at Oregon St. (11/18/2021)
	2		at San Francisco (11/15/2021)
TURNOVERS	12		Mississippi Col. (11/30/2021)
	12		Maryville (TN) (11/09/2021)
FOULS	14		Mississippi Col. (11/30/2021)
	14		vs N.C. A&T (N) (11/26/2021)



**2021-22 Samford Men's Basketball  
Team High/Low Analysis  
All games**

Page 4/4  
as of Dec 06, 2021

**Opponent - Game Lows**

<b>POINTS</b>	58		Mississippi Col. (11/30/2021)
	69		Spring Hill (11/11/2021)
	75		vs McNeese (N) (11/27/2021)
	75		vs N.C. A&T (N) (11/26/2021)
	77		at Oregon St. (11/18/2021)
	77		at San Francisco (11/15/2021)
<b>FIELD GOALS MADE</b>	22		Mississippi Col. (11/30/2021)
	24		Spring Hill (11/11/2021)
<b>FIELD GOAL ATTEMPTS</b>	53		Belmont (12/05/2021)
	53		vs McNeese (N) (11/27/2021)
	53		Spring Hill (11/11/2021)
<b>FIELD GOAL PERCENTAGE</b>	.400	(22-55)	Mississippi Col. (11/30/2021)
	.439	(25-57)	at San Francisco (11/15/2021)
<b>3 PT FG MADE</b>	3		Mississippi Col. (11/30/2021)
	4		at Oregon St. (11/18/2021)
<b>3 PT FG ATTEMPTS</b>	14		Mississippi Col. (11/30/2021)
	18		Spring Hill (11/11/2021)
	18		Maryville (TN) (11/09/2021)
<b>3 PT FG PERCENTAGE</b>	.211	(4-19)	at Oregon St. (11/18/2021)
	.214	(3-14)	Mississippi Col. (11/30/2021)
<b>FREE THROWS MADE</b>	9		vs N.C. A&T (N) (11/26/2021)
	11		Mississippi Col. (11/30/2021)
<b>FREE THROW ATTEMPTS</b>	16		Mississippi Col. (11/30/2021)
	18		vs N.C. A&T (N) (11/26/2021)
<b>FREE THROW PERCENTAGE</b>	.500	(9-18)	vs N.C. A&T (N) (11/26/2021)
	.591	(13-22)	Maryville (TN) (11/09/2021)
<b>REBOUNDS</b>	26		Maryville (TN) (11/09/2021)
	30		vs N.C. A&T (N) (11/26/2021)
<b>ASSISTS</b>	10		Spring Hill (11/11/2021)
	13		Mississippi Col. (11/30/2021)
<b>STEALS</b>	5		at San Francisco (11/15/2021)
	6		Mississippi Col. (11/30/2021)
	6		Spring Hill (11/11/2021)
<b>BLOCKED SHOTS</b>	0		vs N.C. A&T (N) (11/26/2021)
	1		Mississippi Col. (11/30/2021)
	1		vs McNeese (N) (11/27/2021)
<b>TURNOVERS</b>	11		at San Francisco (11/15/2021)
	12		vs N.C. A&T (N) (11/26/2021)
	12		at Oregon St. (11/18/2021)
<b>FOULS</b>	13		at Oregon St. (11/18/2021)
	15		Belmont (12/05/2021)



**2021-22 Samford Men's Basketball  
Player Highs Analysis  
All games**

Page 1/2  
as of Dec 06, 2021

**Samford - Individual Game Highs**

<b>POINTS</b>	25		Ques Glover vs N.C. A&T (N) (11/26/2021)
	24		Ques Glover vs McNeese (N) (11/27/2021)
	24		Ques Glover at San Francisco (11/15/2021)
	22		Jermaine Marshall vs Belmont (12/05/2021)
	22		Ques Glover vs Belmont (12/05/2021)
<b>FIELD GOALS MADE</b>	8		Ques Glover vs Belmont (12/05/2021)
	8		Ques Glover at San Francisco (11/15/2021)
<b>FIELD GOAL ATTEMPTS</b>	18		Ques Glover vs Belmont (12/05/2021)
	15		Jaden Campbell vs McNeese (N) (11/27/2021)
	15		Ques Glover vs McNeese (N) (11/27/2021)
	15		Ques Glover at San Francisco (11/15/2021)
<b>FIELD GOAL PERCENTAGE (min 5 made)</b>	.833	(5-6)	Jermaine Marshall vs McNeese (N) (11/27/2021)
	.750	(6-8)	Jacob Tryon vs Mississippi Col. (11/30/2021)
<b>3 PT FG MADE</b>	5		Jaden Campbell vs N.C. A&T (N) (11/26/2021)
	5		Cooper Kaifes vs Maryville (TN) (11/09/2021)
<b>3 PT FG ATTEMPTS</b>	10		Cooper Kaifes vs N.C. A&T (N) (11/26/2021)
	10		Cooper Kaifes vs Maryville (TN) (11/09/2021)
<b>3 PT FG PERCENTAGE (min 2 made)</b>	1.000	(2-2)	Quinn Richey vs N.C. A&T (N) (11/26/2021)
	.750	(3-4)	Jacob Tryon vs Mississippi Col. (11/30/2021)
	.750	(3-4)	Jaden Campbell at Oregon St. (11/18/2021)
<b>FREE THROWS MADE</b>	12		Ques Glover vs N.C. A&T (N) (11/26/2021)
	11		Ques Glover vs McNeese (N) (11/27/2021)
<b>FREE THROW ATTEMPTS</b>	13		Jermaine Marshall vs Belmont (12/05/2021)
	12		Ques Glover vs N.C. A&T (N) (11/26/2021)
<b>FREE THROW PERCENTAGE (min 3 made)</b>	1.000	(12-12)	Ques Glover vs N.C. A&T (N) (11/26/2021)
	1.000	(11-11)	Ques Glover vs McNeese (N) (11/27/2021)
	1.000	(6-6)	Jermaine Marshall vs McNeese (N) (11/27/2021)
	1.000	(6-6)	Ques Glover at Oregon St. (11/18/2021)
	1.000	(6-6)	Ques Glover at San Francisco (11/15/2021)
	1.000	(3-3)	Ques Glover vs Belmont (12/05/2021)
	1.000	(3-3)	Quinn Richey vs Spring Hill (11/11/2021)
<b>REBOUNDS</b>	13		Jermaine Marshall vs Belmont (12/05/2021)
	13		Jermaine Marshall vs N.C. A&T (N) (11/26/2021)
<b>ASSISTS</b>	9		Ques Glover at Oregon St. (11/18/2021)
	7		Jaron Rillie vs Mississippi Col. (11/30/2021)
	7		Ques Glover vs N.C. A&T (N) (11/26/2021)
<b>STEALS</b>	4		Jermaine Marshall vs Spring Hill (11/11/2021)
	4		Jaron Rillie vs Spring Hill (11/11/2021)
<b>BLOCKED SHOTS</b>	3		Jacob Tryon vs Spring Hill (11/11/2021)
	2		Jacob Tryon vs N.C. A&T (N) (11/26/2021)
	2		Jacob Tryon at Oregon St. (11/18/2021)
	2		Jacob Tryon at San Francisco (11/15/2021)
<b>TURNOVERS</b>	8		Wesley Cardet vs Spring Hill (11/11/2021)
	6		Wesley Cardet vs Belmont (12/05/2021)
<b>FOULS</b>	5		Jermaine Marshall vs McNeese (N) (11/27/2021)
	5		Jacob Tryon vs McNeese (N) (11/27/2021)





**2021-22 Samford Men's Basketball**  
**Player Highs Analysis**  
**All games**

Page 2/2  
as of Dec 06, 2021

**Opponent - Individual Game Highs**

<b>POINTS</b>	24	Demetric Horton vs N.C. A&T (N) (11/26/2021)
	24	Felix Uadiale vs Maryville (TN) (11/09/2021)
	23	Will Richard vs Belmont (12/05/2021)
	22	Marcus Watson vs N.C. A&T (N) (11/26/2021)
	20	Myles Lewis vs McNeese (N) (11/27/2021)
	20	Warith Alatishe at Oregon St. (11/18/2021)
<b>FIELD GOALS MADE</b>	9	Demetric Horton vs N.C. A&T (N) (11/26/2021)
	9	Warith Alatishe at Oregon St. (11/18/2021)
	9	Felix Uadiale vs Maryville (TN) (11/09/2021)
<b>FIELD GOAL ATTEMPTS</b>	15	Marcus Watson vs N.C. A&T (N) (11/26/2021)
	14	Demetric Horton vs N.C. A&T (N) (11/26/2021)
<b>FIELD GOAL PERCENTAGE (min 5 made)</b>	.857 (6-7)	Galen Smith vs Mississippi Col. (11/30/2021)
	.833 (5-6)	Julian Rishwain at San Francisco (11/15/2021)
<b>3 PT FG MADE</b>	6	Demetric Horton vs N.C. A&T (N) (11/26/2021)
	5	Marcus Watson vs N.C. A&T (N) (11/26/2021)
<b>3 PT FG ATTEMPTS</b>	10	Demetric Horton vs N.C. A&T (N) (11/26/2021)
	8	Josh Kunen at San Francisco (11/15/2021)
	8	Sam Davidson vs Spring Hill (11/11/2021)
<b>3 PT FG PERCENTAGE (min 2 made)</b>	.833 (5-6)	Marcus Watson vs N.C. A&T (N) (11/26/2021)
	.750 (3-4)	Julian Rishwain at San Francisco (11/15/2021)
<b>FREE THROWS MADE</b>	9	Will Richard vs Belmont (12/05/2021)
	7	David Daniels vs Spring Hill (11/11/2021)
<b>FREE THROW ATTEMPTS</b>	10	Will Richard vs Belmont (12/05/2021)
	10	Johnathan Massie vs McNeese (N) (11/27/2021)
<b>FREE THROW PERCENTAGE (min 3 made)</b>	1.000 (4-4)	Jarod Lucas at Oregon St. (11/18/2021)
	1.000 (4-4)	Maurice Calloo at Oregon St. (11/18/2021)
<b>REBOUNDS</b>	11	Zach Jones vs Mississippi Col. (11/30/2021)
	10	Khalil Shabazz at San Francisco (11/15/2021)
	10	David Daniels vs Spring Hill (11/11/2021)
<b>ASSISTS</b>	15	Kameron Langley vs N.C. A&T (N) (11/26/2021)
	9	Dashawn Davis at Oregon St. (11/18/2021)
<b>STEALS</b>	6	Grayson Murphy vs Belmont (12/05/2021)
	4	Johnathan Massie vs McNeese (N) (11/27/2021)
	4	Kameron Langley vs N.C. A&T (N) (11/26/2021)
	4	Myles Rasnick vs Maryville (TN) (11/09/2021)
<b>BLOCKED SHOTS</b>	4	Felix Uadiale vs Maryville (TN) (11/09/2021)
	2	Will Richard vs Belmont (12/05/2021)
	2	Patrick Tape at San Francisco (11/15/2021)
	2	Jamaree Bouyea at San Francisco (11/15/2021)
<b>TURNOVERS</b>	10	Beril Kabamba vs Spring Hill (11/11/2021)
	7	Zach Jones vs Mississippi Col. (11/30/2021)
<b>FOULS</b>	5	Christian Shumate vs McNeese (N) (11/27/2021)
	4	Judah Jordan vs Mississippi Col. (11/30/2021)
	4	David Beatty vs N.C. A&T (N) (11/26/2021)
	4	Webster Filmore vs N.C. A&T (N) (11/26/2021)
	4	Josh Kunen at San Francisco (11/15/2021)
	4	Patrick Tape at San Francisco (11/15/2021)
	4	Yauhen Massalski at San Francisco (11/15/2021)
	4	Julian Rishwain at San Francisco (11/15/2021)
	4	David Daniels vs Spring Hill (11/11/2021)
	4	Jaden Gray vs Spring Hill (11/11/2021)