



# ALABAMA STATE BASKETBALL

## 2001, 2004, 2009, 2011 SWAC CHAMPIONS | 7 NCAA POSTSEASONS

### GAME 9



NR/NR **ALABAMA STATE** (1-7, 0-0 SWAC) vs. NR/NR **SAMFORD** (6-2, 0-0 SOCON)

December 8, 2021 /// 6:00 pm /// Watch: Hornet Sports Network

Montgomery, Ala. /// Dunn-Oliver Acadome (7,400) /// Social Media: @BamaStateMBB | @BamaStateSports /// #STATEofMind

### MEDIA INFORMATION

TV: Hornet Sports Network (YouTube)

Talent: D'Quan Lee (xpx), Darrell Daprich (analysis)

MBB Social Media: @BamaStateMBB | #STATEofMind

Athletics Social Media: @BamaStateSports | #STATEofMind

All-Time Series: Alabama State leads 4-2

Montgomery: 3-1

Birmingham: 1-1

Neutral Site: —

Williams' Era: 0-0

First Meeting: December 7, 1989

Last Meeting: December 8, 1992

Result: Samford def. Alabama State, 86-76

### 2021-22 SCHEDULE & RESULTS

DATE	ASU	OPP	OPPONENT	TV	TIME
N4	-	-	MOBILE^		W, 72-47
N9	-	-	at WKU	ESPN3	L, 74-79
N10	-	-	at Vanderbilt	SECN+	L, 72-91
N13	-	-	at Missouri State	ESPN3	L, 60-78
N16	-	-	at Iowa State	ESPN3	L, 60-68
N18	-	RV/RV	at Iowa	B10N	L, 82-108
N20	-	-	NC CENTRAL		W, 80-74
N22	-	-	TUSKEGEE^		W, 91-65
N28	-	-	NORTH ALABAMA		L, 69-81
D1	-	-	at Dayton	ESPN+	L, 54-93
D8	-	-	SAMFORD		6 pm
D11	-	-	at Pepperdine		3 pm (PT)
D15	-	2/2	at UCLA	PAC12	8 pm (PT)
D21	-	12/16	at Memphis	ESPN+	7 pm
D28	-	RV/RV	at Texas Tech		TBA
J3	-	-	at MVSU*		TBA
J5	-	-	at UAPB*		TBA
J8	-	-	JACKSON STATE*		4:30 pm
J10	-	-	ALCORN STATE*		8 pm
J15	-	-	ALABAMA A&M*		4:30 pm
J22	-	-	at PVAMU*		TBA
J24	-	-	at Texas Southern*		TBA
J29	-	-	vs. Bethune-Cookman*		TBA
J31	-	-	FLORIDA A&M*		8 pm
F5	-	-	at Grambling State*		TBA
F7	-	-	at Southern*		TBA
F12	-	-	UAPB*		4:30 pm
F14	-	-	MVSU*		8 pm
F19	-	-	at Florida A&M*		TBA
F21	-	-	at Bethune-Cookman*		8 pm
F26	-	-	at Alabama A&M*		TBA
M3	-	-	SOUTHERN*		8 pm
M5	-	-	GRAMBLING STATE*		4:30 pm

**SCHEDULE KEY**  
\* - SWAC Game  
^ - Exhibition Game

### STORY LINES

- ◆ The Hornets played without **Trace Young** (Owensboro, Ky.) and **DJ Jackson** (San Bernardino, Calif.) against in the last two games. Young is expected back against Samford.
- ◆ Tonight's game against Samford will be the final home game until January 8 when they Hornets return home for conference play. They will hit the road for six straight including a pair to open the SWAC portion of the schedule right after New Year.
- ◆ **Christian McCray** (Las Vegas, Nev.) is averaging 8.0 points per game off the bench, 0.7 points per minute played (11.5/gm).
- ◆ The Hornets were outshooting their opponents until last week, shooting 43.8 (203-of-464) to 43.9 (233-of-531) from the floor.
- ◆ Alabama State returns five players who saw significant playing time in 2021-22 including Second Team All-SWAC Preseason pick **Kenny Strawbridge** (Rockford, Ill.) who returns as the team's leading scorer.
- ◆ Several newcomers come to Alabama State this season with Division I experience including Young (Wyoming), **Gerald Liddell** (Texas), **Isaiah Range** (Tarleton State), **Michael Barber** (Howard), and **Ashton McClelland** (Texas Southern).
- ◆ The Hornets were picked to finish eighth in the preseason poll on a vote from the league's head coaches and sports information directors with 125 total votes. They were just behind Alcorn State (128) in seventh and Florida A&M (138) in sixth. The top five included Texas Southern (237), Prairie View A&M (204), Jackson State (202), Grambling State (168), and Southern (167).
- ◆ Alabama State has a strong Jackson connection with coaches **Mo Williams** and **Trey Johnson**. But it doesn't stop there as Director of Operations **Dana Johnson** is a Tiger alum, and two players have ties - **Michael Barber** and **Jayme Mitchell**. It is the second season for Williams and Johnson leading the Alabama State program.
- ◆ Alabama State last made the NCAA Tournament in 2011, losing to UTSA in the opening round. They also made the tournament in 2001, 2004 and 2009.

### PROJECTED STARTERS

#	NAME	POS	HT	WT	YR-EXP	HOMETOWN	PPG	RPG	APG
2	Jordan O'Neal	F	6-7	197	So.-1L	Mobile, Ala.	9.6	5.4	0.4
3	Gerald Liddell	F	6-8	203	Jr.-TR	Cibola, Texas	11.4	5.1	2.3
10	Michael Barber	F	6-8	212	So.-TR	Jackson, Miss.	2.6	3.9	0.1
20	Kenny Strawbridge	G	6-6	202	R-So.-1L	San Antonio, Texas	7.4	3.8	2.1
24	Isaiah Range	G	6-3	215	So.-TR	Cedar Hill, Texas	8.8	4.0	1.6

### OFF THE BENCH

#	NAME	POS	HT	WT	YR-EXP	HOMETOWN	PPG	RPG	APG
0	Trace Young	F	6-8	183	Jr.-TR	Owensboro, Ky.	10.8	3.8	1.4
1	DJ Jackson	G	6-2	165	Fr.-1L	San Bernardino, Calif.	1.8	2.0	1.8
4	E.J. Clark	G	5-11	165	Jr.-1L	Dallas, Texas	2.3	0.5	0.2
5	Juan Reyna	G	6-2	182	Fr.-HS	San Antonio, Texas	7.8	2.4	1.0
11	Jayme Mitchell	G	6-5	187	Fr.-HS	Jackson, Miss.	2.1	1.1	0.5
12	Malik Smiley	G	6-4	180	R-Fr.-RS	Birmingham, Ala.	—	—	—
13	Kareem Clark	G	6-3	185	Jr.-TR	Sacramento, Calif.	0.0	0.0	0.0
14	Christian McCray	G	6-6	171	Jr.-TR	Las Vegas, Nev.	8.0	2.2	0.3
15	Kevion Stewart	G	6-3	183	R-Sr.-2L	Memphis, Tenn.	3.4	0.7	0.2
22	Darrell Reed	F	6-8	211	Fr.-HS	Hammond, Ind.	—	—	—
23	Ashton McClelland	G	6-0	153	R-So.-TR	Houston, Texas	4.5	2.0	1.0

### ALABAMA STATE ATHLETIC STRATEGIC COMMUNICATIONS

Director (Contact): Travis Jarome

Phone (office): (334) 229.2601

Phone (cell): (334) 294.1475

Email: [tjarome@alasu.edu](mailto:tjarome@alasu.edu)

Personal Twitter: @Travis\_Jarome

Athletics Twitter: @BamaStateSports

Assistant Director: Jordan Benson

Phone (office): (334) 229.2635

Phone (cell): (356) 698-3311

Email: [jbenson@alasu.edu](mailto:jbenson@alasu.edu)

PRONUNCIATIONS

Gerald Liddell	Gerald LUH-Deil
Malik Smiley	MUH-leak Smiley
Kareem Clark	KUH-rheem Clark
Kevion Stewart	KEE-vee-yon Stewart

PARTICIPATION

PLAYER	GP	GS
Michael Barber	10	1
E.J. Clark	8	2
Kareem Clark	2	0
DJ Jackson	6	1
Gerald Liddell	10	7
Ashton McClelland	3	0
Christian McCray	7	0
Jayme Mitchell	9	0
Jordan O'Neal	10	10
Isaiah Range	10	7
Darrell Reed	-	-
Juan Reyna	10	6
Malik Smiley	-	-
Kevion Stewart	8	0
Kenny Strawbridge	10	10
Trace Young	6	6

ALABAMA STATE IN THE POLLS

WEEK	W/L	AP	COACHES
Preseason	0-0	NR	NR
Week 1	0-3	NR	NR
Week 2	1-6	NR	NR
Week 3	1-7	NR	NR

QUICK HITS ...

- Alabama State head coach **Mo Williams** played his collegiate basketball at the University of Alabama. He was named The Sporting News Freshman of the Year, and led the Crimson Tide to their only number one ranking in school history.
- Assistant coach **Trey Johnson** played at a pair of Southwestern Athletic Conference (SWAC) schools during his playing career, finishing 10th in the nation in scoring during his junior season at 23.5 points per game and was named First Team All-SWAC. After declaring for the 2006 NBA Draft, Johnson returned to school and was named the Preseason SWAC Player of the Year and Preseason All-American. During his senior season, he set a single season record for points in a single game, points per game average (27.1), free throws made, and free throws attempted. He finished his career as a member of the 1,000-point club with 1,698 career points - placing in the top 10 in school history in just 2 seasons at JSU. Johnson also led Jackson State to 21 wins and the SWAC Tournament, earning Tournament MVP honors and was named the SWAC Player of the Year.
- Both Williams and Johnson played with two of the greats from the National Basketball Association (NBA) during their professional careers. Both played with LeBron James, while Johnson had the opportunity to play with Kobe Bryant during his time with the Los Angeles Lakers.
- Alabama State completed a five game road swing to open the season with all five games shown nationally. The first four were shown on the ESPN platform on either ESPN3, ESPN+, or the SEC Network, while the Iowa game was on the Big Ten Network.

ALABAMA STATE RETURNS FIVE WITH SIGNIFICANT PLAYING TIME ...

- The Hornets return six players who saw significant playing time in 2020-21 including second-leading scorer **Kenny Strawbridge** (Rockford, Ill.) who averaged 10.5 points and 7.2 rebounds per game, earning Second Team Preseason All-SWAC.
- They also return **Kevion Stewart** (Memphis, Tenn.) who averaged 8.2 points per game, while **Jordan O'Neal** (Mobile, Ala.) returns after averaging 5.8 points, 4.8 rebounds and a team-high 23 blocked shots. Meanwhile, **E.J. Clark** (Dallas, Texas) averaged 5.8 points per game and **DJ Jackson** (San Bernardino, Calif.) at 4.4 points per game.

SEVERAL NEWCOMERS DOT THE HORNETS ROSTER THIS YEAR...

- Several newcomers highlight this year's roster including a handful of transfers starting with **Trace Young** (Owensboro, Ky.) who sat out last season. The junior averaged 9.8 points per game two seasons ago at John A. Logan College after averaging 6.8 points at Wyoming as a freshman. He is joined by **Michael Barber** (Jackson, Miss.) who averaged 12.5 points and 7.1 rebounds per game at SW Mississippi after playing a year at Howard.
- Christian McCray** (Las Vegas, Nev.) will add a scoring punch after he transferred over last season from Cal State Fullerton, and is joined by **Gerald Liddell** (Cibolo, Texas) who transferred in from Texas averaging 4.4 points per game. The Hornets added two more transfers in **Ashton McClelland** (Houston, Texas) from Texas Southern and **Isaiah Range** (Cedar Hill, Texas) from

2021-22 ALABAMA STATE BASKETBALL ROSTER

#	NAME	POS	HT	WT	YR-EXP	HOMETOWN/PREVIOUS SCHOOL
0	Trace Young^	F	6-8	183	Jr.-TR	Owensboro, Ky./John A. Logan/Wyoming
1	DJ Jackson	G	6-2	165	Fr.-1L	San Bernardino, Calif./Etiwanda HS
2	Jordan O'Neal	F	6-7	197	So.-1L	Mobile, Ala./Coahoma CC
3	Gerald Liddell	F	6-8	203	Jr.-TR	Cibolo, Texas/Texas
4	E.J. Clark	G	5-11	165	Jr.-1L	Dallas, Texas/Boosier Parish CC
5	Juan Reyna	G	6-2	182	Fr.-hs	San Antonio, Texas/Duncanville HS
10	Michael Barber	F	6-8	212	So.-TR	Jackson, Miss./SW Mississippi CC/Howard
11	Jayme Mitchell	G	6-5	187	Fr.-HS	Jackson, Miss./Forest Hill HS
12	Malik Smiley	G	6-4	180	R-Fr.-RS	Birmingham, Ala./IMG Academy
13	Kareem Clark	G	6-3	185	Jr.-TR	Sacramento, Calif./South Mountain CC
15	Kevion Stewart	G	6-3	183	R-Sr.-2L	Memphis, Tenn./SIU-Edwardsville
14	Christian McCray	G	6-6	171	Jr.-TR	Las Vegas, Nev./Csl State Fullerton
20	Kenny Strawbridge	G	6-6	202	R-So.-1L	Rockford, Ill./Western Nebraska/UMKC
22	Darrell Reed	F	6-8	211	Fr.-HS	Hammond, Ind./Hammond HS
23	Ashton McClelland	G	6-0	153	R-So.-TR	Houston, Texas/Texas Southern
24	Isaiah Range^	G	6-3	215	So.-TR	Cedar Hill, Texas/Tarleton State

^ - sat out 2020-21

COACHING & SUPPORT STAFF

**Head Coach:** Mo Williams (Union Institute & Universities, 2016), Second Season Overall, Second Season at Alabama State  
**Assistant Coach:** Trey Johnson (Jackson State, 2007), Second Season  
**Assistant Coach:** Tyrone Levett, (Alabama State, 2017), Fourth Season  
**Assistant Coach:** Keith Williams, (UAPB, 2007), Second Season  
**Graduate Assistant Coach:** Chris Hines, Second Season  
**Assistant Coach:** Gerald Walker, First Season  
**Director of Operations:** Dana Johnson, First Season

Tarleton State where he averaged 9.4 points per game as a freshman.

- ◆ A trio of freshmen join the team this season in **Juan Reyna** (San Antonio, Texas), **Darrell Reed** (Hammond, Ind.), and **Jayme Mitchell** (Jackson, Miss.).

RARE FEAT - PAIR OF DOUBLE-DOUBLES IN SAME GAME ...

- ◆ Alabama State had a rare feat happen on Saturday in their home opener against North Carolina Central when a pair of players recorded a double-double in the same game. A pair of starters, **Gerald Liddell** and **Jordan O'Neal** recorded career nights in the win with Liddell finishing with 22 points and 11 rebounds, while O'Neal went for 19 points and 14 rebounds.

PROFESSIONAL EXPERIENCE ON THE BENCH FOR THE HORNETS ...

- ◆ Alabama State has several years of experience on the bench this season on the coaching staff with head coach **Mo Williams**, assistant coach **Trey Johnson**, and assistant coach **Tyrone Levett** all logging minutes in the professional ranks.
- ◆ Williams was drafted by Utah in 2003, and he would play his rookie season with the Jazz before spending the next four seasons with the Milwaukee Bucks. Williams played three seasons with the Cleveland Cavaliers (2008-11) where he teamed up with LeBron James and helped the Cavs post a league-best 66 wins in 2008-09. Williams was selected to the NBA All-Star Game in his first season with Cleveland.
- ◆ After stints with the Los Angeles Clippers (2011-12), Portland Trail Blazers (2013-14), Minnesota Timberwolves (2014-15) and Charlotte Hornets (2015), Williams returned to Cleveland for the 2015-16 campaign. In his final season in the NBA, Williams and the Cavaliers defeated the Golden State Warriors in seven games to win the 2016 NBA Finals.
- ◆ Johnson began his professional career in 2007 and went on to play over 10 years in numerous countries all over the world. He spent parts of three NBA seasons with the Cleveland Cavaliers, Toronto Raptors, Los Angeles Lakers, and New Orleans Hornets. Johnson was a member of the 2011 Lakers' playoff team as well. On his quest to become an NBA player, Trey also spent time in the NBA Development League, now known as the G-League, garnering NBA D-League All-Star honors twice (2008-09 and 2010-11). He earned Second Team D-League honors in 2008-09, and First Team honors in 2010-11 after leading the league in scoring at 25.5 points per game - while also scoring a league-high 48 points in a single game.
- ◆ Johnson also starred internationally where he competed as a member of the Qatar National Team in the Asian Cup, hosted by Japan in 2012. He helped the country earn a bronze medal in the tournament, while also competing in the 2015 Asia Championship and the GCC Championship (Saudi Arabia).
- ◆ Following his career with Alabama State, Levett worked out for the Miami Heat and Detroit Pistons before getting his career started in Ireland with the Gleneagle Lakers. After short stints with the Kentucky Reach (WBL) and Southern Crescent Lightning (WBA), Levett played two years in Austria before playing for the Vermont Frost Heaves (ABA).
- ◆ He also played for AD Vagos (Portugal), Jamtland Basket (Sweden), Niigata Albirex BB (Japan) and LF Basket Norrbotten (Sweden) before landing in Canada. While in Canada, he become one of the league's all-time top scorers playing for the Longdon Lightning (2011), Halifax Rainmen (2011-13) and Saint John Mill Rates (2013-until retirement).
- ◆ Levett was a three-time all-star during his career and led Vermont to the ABA championship, while also being named All-WBA while playing for the Southern Crescent Lightning.

SPEAKING OF PROFESSIONAL BASKETBALL ...

- ◆ Former Hornets **Tobi Ewuosho** and **Fausto Pichardo** each inked professional deals during the COVID-19 pandemic.
- ◆ Ewuosho signed his first professional contract to play overseas in Albania after a stellar senior season, while Pichardo inked a deal to play in Latin America.

MCCRAY SETTLES INTO ROLE OFF THE BENCH FOR HORNETS ...

- ◆ **Christian McCray** seems to have settled into a role off the bench for Alabama State through the first five games of the season.
- ◆ The junior transfer from Cal State Fullerton came off the bench against Iowa on the road in the last game to score 20 points in just over 16 minutes of action. Couple that with a eight-point performance against Vanderbilt and McCray is averaging 1.1 points per minute played.
- ◆ He is also the second-leading scorer on the team through the first five games of the season at 10.0 points per game.

HOME SWEET HOME ...

- ◆ Alabama State played a rare November home game that is not listed as an exhibition when they take the floor against North Carolina Central. That is not the only home game however this calendar year. The Hornets have already had an exhibition game this season against Mobile at home, and they will play Tuskegee (11/22), North Alabama (11/28) and Samford (12/8).

JACKSON CONNECTION ...

- ◆ Alabama State has a strong Jackson connection with coaches **Mo Williams** and **Trey Johnson**. But it doesn't stop there as Director of Operations **Dana Johnson** is a Tiger alum, and two players have ties - **Michael Barber** and **Jayme Mitchell**.



MO WILLIAMS

HEAD COACH  
FIRST SEASON

THE WILLIAMS FILE

**PERSONAL**  
**Birthdate:** December 19, 1982  
**Birthplace:** Jackson, Miss.  
**Wife:** Antonia [Rowe]  
**Children:** Kydarrius, Maurice, Michael, Mason, Maxwell and Asa

**EDUCATION**  
**College:** Union Institute and Universities (Fla.), 2016

**COACHING EXPERIENCE**  
**2018-20** Cal State-Northridge (assistant coach)  
**2020-pres.** Alabama State (head coach)

THE WILLIAMS WORKSHEET			
YEAR	SCHOOL	OVERALL	CONF.
2018-19	CSU-Northridge^	13-21	7-9
2019-20	CSU-Northridge^	15-17	10-6
2020-21	Alabama State	4-14	4-14
2021-22	Alabama State	1-7	0-0
<b>TOTAL</b>	<b>Fourth season</b>	<b>33-56</b>	<b>21-29</b>
<b>ALABAMA ST.</b>	<b>Second season</b>	<b>6-21</b>	<b>4-14</b>

^ - served in role as an assistant coach on staff

WILLIAMS vs. OPPONENTS (HEAD COACH)

OPPONENT	CAREER
Alabama A&M .....	1-1
Alcorn State .....	0-2
Dayton .....	0-1
Grambling State .....	0-2
Iowa .....	0-1
Iowa State .....	0-1
Jackson State .....	0-2
Memphis .....	0-0
Mississippi Valley State .....	1-1
Missouri State .....	0-1
Mobile .....	1-0
North Alabama .....	0-1
North Carolina Central .....	1-0
Pepperdine .....	0-0
Prairie View A&M .....	0-2
Samford .....	0-0
Southern .....	1-1
Texas Southern .....	0-2
Texas Tech .....	0-0
Tuskegee .....	1-0
UAPB .....	1-1
UCLA .....	0-0
Vanderbilt .....	0-1
Western Kentucky .....	0-1
<b>CAREER W-L TOTAL .....</b>	<b>6-21</b>

MISCELLANEOUS STATISTICS

Current Streak.....	12
Current Home Streak.....	11
Current Road/Neutral Streak.....	112
Last Win .....	Tuskegee, 91-65 (11/22/21)
Last Home Win .....	Tuskegee, 91-65 (11/22/21)
Last Away Win .....	MVSU, 64-51 (1/12/21)
Last Loss .....	Dayton, 93-54 (12/1/21)
Last Home Loss.....	North Alabama, 81-69 (11/28/21)
Last Away Loss.....	Dayton, 93-54 (12/1/21)

2021-22 RECORD BY STARTING LINEUP

Reyna, Strawbridge, Liddell, Range, O'Neal .....	2-1
Clark, Strawbridge, Young, Liddell, O'Neal .....	1-1
Jackson, Strawbridge, Young, Liddell, O'Neal .....	0-1
Barber, Strawbridge, Liddell, Range, O'Neal .....	0-1
Reyna, Strawbridge, Young, Range, O'Neal.....	0-3

RECORD WHEN ...

	2021-22		WILLIAMS
	ALL	SWAC	ERA
Leading or tied at halftime	2-1	0-0	4-1
Trailing at halftime	1-6	0-0	3-20
Shoot 40 percent or higher	3-5	0-0	6-10
Shoot lower than 40 percent	0-2	0-0	1-10
Shoot higher FG pct	3-3	0-0	6-6
Shoot lower FG pct	0-4	0-0	1-10
Opp. shoot lower than 40 pct	2-0	0-0	4-6
Opp shoot 40 pct or higher	1-7	0-0	3-14
Score fewer than 60 points	0-3	0-0	0-8
Score 60-plus points	0-1	0-0	2-6
Score 70-plus points	1-2	0-0	3-3
Score 80-plus points	1-1	0-0	1-3
Score 90-plus points	1-0	0-0	1-0
Opp score fewer than 60 pts	1-0	0-0	3-2
Opp score fewer than 70 pts	1-2	0-0	3-8
Opp score fewer than 80 pts	1-1	0-0	1-1
Opp score 80-plus points	0-4	0-0	0-9
More rebounds than opponent	3-2	0-0	7-8
Equal/fewer reb than opponent	0-5	0-0	0-12
40-plus rebounds	2-0	0-0	3-5
Fewer turnovers than opp	1-0	0-0	4-2
Equal/more turnovers	2-7	0-0	3-19
Games decided by five or less	1-1	0-0	2-3
More pts in paint	2-1	0-0	5-3
Fewer/Equal pts in paint	1-6	0-0	2-18
More points off TO	2-0	0-0	4-6
Fewer/Equal points off TO	1-7	0-0	3-15
More bench points	2-5	0-0	4-12
Fewer/Equal bench points	1-2	0-0	3-9
Playing on television	0-6	0-0	0-7

RANGE RECORDS FIRST DOUBLE-DOUBLE ...

- ♦ **Isaiah Range** recorded the first double-double of the season for the Hornets in the loss to Iowa State (11/16/21) on the road.
- ♦ He scored 15 points on 7-of-13 shooting from the floor, and grabbed 10 rebounds (eight of which were defensive rebounds) to lead Alabama State in both categories.

THREE-HEADED MONSTER IN FIRST TWO GAMES ...

- ♦ **Trace Young, Isaiah Range** and **Juan Reyna** led the Hornets in the first two games of the season on the scoreboard in games against WKU and Vanderbilt.
- ♦ The trio scored 53 points against WKU with Young leading the team with 23 points, while Reyna added 16 and Range 14. They then combined for 30 points against Vanderbilt with Young leading the way with 12, Reyna 10 and Range nine.

REYNA IMPRESSIVE THROUGH FIRST THREE GAMES ...

- ♦ **Juan Reyna** continues to impress for Alabama State, becoming the first player this year to score in double figures in the first three games.
- ♦ He scored a career-high 16 against WKU (11/9/21), then added 10 against Vanderbilt (11/10/21) and another 10 against Missouri State (11/13/21) all on the road.

COLLEGE COACHES WITH AN NBA TITLE ...

- ♦ Opening the 2021-22 season there are only six head coaches who have won an NBA title and are leading their own college program this season.
- ♦ That list includes Juwan Howard (Michigan), **Mo Williams** (Alabama State), Lindsey Hunter (Mississippi Valley State), Darrell Walker (Little Rock), Mark Madsen (Utah Valley), and Speedy Claxton (Hofstra).

COLLEGE COACHES WITH AN NBA (AND ABA EXPERIENCE) ...

- ♦ There are several college coaches leading their own college program this season who have either NBA or ABA experience as a player.
- ♦ The list includes Steve Alford, Nevada , Speedy Claxton (Hofstra), Hubert Davis (North Carolina), Johnny Dawkins (Central Florida), Juan Dixon (Coppin State), Bryce Drew (Grand Canyon), Kim English (George Mason), Patrick Ewing (Georgetown), Penny Hardaway (Memphis), Steve Henson (Texas-San Antonio), Fred Hoiberg (Nebraska), Juwan Howard (Michigan), Lindsey Hunter (Mississippi Valley State), Bobby Hurley (Arizona State), Mark Madsen (Utah Valley State), Cuonzo Martin (Missouri), Aaron McKie (Temple), Fran O'Hanlon (Lafayette - ABA), Lorenzo Romar (Pepperdine), Jerry Stackhouse (Vanderbilt), Damon Stoudamire (Pacific), Reggie Theus (Bethune-Cookman), Darrell Walker (Little Rock), **Mo Williams** (Alabama State), and Mike Woodson (Indiana).

STRAWBRIDGE EARNS PRESEASON HONOR ...

- ♦ Alabama State redshirt sophomore **Kenny Strawbridge** (Rockford, Ill.) was named to the Second Team Preseason All-Conference team, announced by the Southwestern Athletic Conference (SWAC).
- ♦ Strawbridge was second on the team in scoring last season at 10.5 points per game, scoring 189 total points in 18 games during the shortened season where the Hornets played conference-only games. He shot 35.9 (61-of-170) percent from the floor and 23.4 (11-of-47) percent from beyond the arc.
- ♦ The redshirt sophomore led the team from the free throw line, shooting 71.8 (56-of-78) percent from the free throw line. He was also second on the team in rebounding at 7.2 rebounds per game, grabbing 130 total including 32 offensive rebounds. Strawbridge also dished out 24 assists, recorded 14 steals and six blocked shots.
- ♦ He joins John Walker III (Texas Southern), Justin Hopkins (Texas Southern), MJ Randolph (Florida A&M), and Jayden Saddler (Southern) on the second team. The first team is made up of Preseason Player of the Year Jawaun Daniels (Prairie View A&M), Preseason Defensive Player of the Year Jayveous McKinnis (Jackson State), Cameron Christian (Grambling State), Garrett Hicks (Alabama A&M), and Jalen Johnson (Alabama A&M).

HORNETS PICKED EIGHTH IN THE PRESEASON SWAC POLL ...

- ♦ The Hornets were picked to finish eighth in the preseason poll on a vote from the league's head coaches and sports information directors with 125 total votes. They were just behind Alcorn State (128) in seventh and Florida A&M (138) in sixth.
- ♦ The top five included Texas Southern (237), Prairie View A&M (204), Jackson State (202), Grambling State (168), and Southern (167).

HEAD-TO-HEAD COACHES WITH PRO EXPERIENCE ...

- ♦ Alabama State and **Mo Williams** will face three coaches with NBA experience this season including Penny Hardaway (Memphis), Jerry Stackhouse (Vanderbilt), and Reggie Theus (Bethune-Cookman).

ALL-TIME ALABAMA STATE HEAD COACHES			
<b>CJ DUNN</b> Seasons: 22 (1934-55, 1958-63) Alabama State Record: 257-193 (.571)		<b>FLOYD LAISURE</b> Seasons: 3 (1974-77) Alabama State Record: 52-32 (.619)	
Year	Record	Year	Record
1934-35	12-7	1974-75	16-13
1935-36	—	1975-76	19-8
1936-37	16-4	1976-77	17-11
1937-38	17-9		
1938-39	—	<b>JAMES OLIVER</b> Seasons: 17 (1978-95) Alabama State Record: 291-181 (.604)	
1939-40	16-13	Year	Record
1940-41	6-9	1978-79	23-2
1941-42	4-13	1979-80	32-3
1942-43	5-16	1980-81	19-9
1943-44	10-2	1981-82	22-6
1944-45	—	1982-83	22-6
1945-46	8-12	1983-84	22-6
1946-47	8-2	1984-85	14-17
1947-48	14-9	1985-86	11-17
1948-49	18-11	1986-87	14-14
1949-50	7-5	1987-88	8-20
1950-51	17-8	1988-89	13-16
1951-52	13-12	1989-90	15-13
1952-53	17-9	1990-91	18-11
1953-54	15-4	1991-92	14-14
1954-55	13-8	1992-93	14-13
1958-59	9-10	1993-94	19-10
1959-60	—	1994-95	11-15
1960-61	12-10		
1961-62	10-12	<b>JOHN L. WILLIAMS</b> Seasons: 1 (1995-96) Alabama State Record: 9-18 (.333)	
1962-63	10-8	Year	Record
		1995-96	9-18
<b>IKA MOORHEAD</b> Seasons: 3 (1955-58) Alabama State Record: 70-20 (.778)		<b>ROB SPIVERY</b> Seasons: 9 (1996-2006) Alabama State Record: 129-136 (.487)	
Year	Record	Year	Record
1955-56	23-7	1996-97	8-21
1956-57	22-4	1997-98	11-17
1957-58	25-9	1998-99	11-16
		1999-2000	13-15
<b>LUCIAS MITCHELL</b> Seasons: 4 (1963-67) Alabama State Record: 72-28 (.720)		2000-01	22-9
Year	Record	2001-02	19-13
1963-64	16-10	2002-03	14-15
1964-65	19-7	2003-04	16-15
1965-66	18-6	2004-05	15-15
1966-67	19-5	2005-06	12-18
<b>BEN JOBE</b> Seasons: 1 (1967-68) Alabama State Record: 18-7 (.720)		<b>LEWIS JACKSON</b> Seasons: 15 (1995-2020) Alabama State Record: 207-262 (.441)	
Year	Record	Year	Record
1967-68	18-7	2006-07	10-20
<b>WILLIE PARKER</b> Seasons: 1 (1968-69) Alabama State Record: 19-9 (.679)		2007-08	20-11
Year	Record	2008-09	22-10
1968-69	19-9	2009-10	16-15
<b>BERNARD BOOZER</b> Seasons: 5 (1969-74) Alabama State Record: 101-36 (.737)		2010-11	17-18
Year	Record	2011-12	12-19
1969-70	17-10	2012-13	10-22
1970-71	24-5	2013-14	19-13
1971-72	22-3	2014-15	19-10
1972-73	19-9	2015-16	14-17
1973-74	19-9	2016-17	8-23
		2017-18	8-23
		2018-19	12-19
		2019-20	8-24
<b>MO WILLIAMS</b> Seasons: 1 (2020-21) Alabama State Record: 4-14* (.222)		Year	Record
		2020-21	4-14

vs RANKED TEAMS		
DATE	OPP/L	SCORE
12/8/82	(3) Georgetown	L, 76-99
12/15/82	(13) Arkansas	L, 65-108
12/20/88	(17) NC State	L, 81-109
12/2/91	(11) Arkansas	L, 80-96
12/23/96	(16) Minnesota	L, 34-114
12/31/97	(23) Arkansas	L, 48-103
12/17/98	(19) Arkansas	L, 43-73
12/30/00	(20) Alabama	L, 56-82
12/30/01	(7) Iowa	L, 64-73
11/22/02	(4) Alabama	L, 56-82
11/19/04	(3) Georgia Tech	L, 37-74
12/7/04	(18) Alabama	L, 54-72
11/20/05	(15) Alabama	L, 68-105
11/28/05	(14) Florida	L, 60-87
12/9/06	(4) Alabama	L, 58-92
11/13/11	(21) Cincinnati	L, 40-65
11/11/12	(10) Florida	L, 35-84
11/27/17	(11) Cincinnati	L, 51-83
11/21/18	(20) Iowa	L, 78-105
11/5/19	(8) Gonzaga	L, 64-95
11/20/19	(20) Tennessee	L, 62-78
11/25/19	(20) VCU	L, 41-76
12/29/19	(6) Oregon	L, 59-98

vs SWAC	
Games: 744	
Opponents: 9 (Alabama AGM, Alcorn State, Grambling State, Jackson State, Mississippi Valley State, Prairie View AGM, Southern, Texas Southern, UAPB)	
Record: 406-338 (.546)	

20-WIN SEASONS		
1955-56	23-7 (.767)	Ika Moorehead
1956-57	22-4 (.846)	Ika Moorehead
1957-58	25-9 (.735)	Ika Moorehead
1970-71	24-5 (.828)	Bernard Boozer
1971-72	22-3 (.880)	Bernard Boozer
1978-79	23-2 (.920)	James Oliver
1979-80	32-2 (.941)	James Oliver
1981-82	22-6 (.786)	James Oliver
1982-83	22-6 (.786)	James Oliver
1983-84	22-6 (.786)	James Oliver
2000-01	22-6 (.786)	James Oliver
2007-08	20-11 (.645)	Lewis Jackson
2008-09	22-10 (.688)	Lewis Jackson

100-PT WINS [LAST 20]		
1990-91	at Grambling St.	W, 102-81
1990-91	vs. MVSU	W, 104-98
1991-92	Clark-Atlanta	L, 103-107
1991-92	Tennessee State	W, 105-81
1991-92	Prairie View AGM	W, 108-63
1991-92	AUM	W, 118-81
1991-92	at Prairie View	W, 100-81
1991-92	Grambling St.	W, 101-94
1991-92	Tuskegee	W, 116-93
1992-93	Alabama AGM	L, 102-126
1992-93	Troy	W, 121-116
1992-93	Clark-Atlanta	W, 107-68
1993-94	at Troy	W, 115-98
1993-94	Southern	W, 111-107
1993-94	Grambling St.	W, 121-76
1994-95	at MVSU	W, 100-83
1995-96	Selma	W, 106-81
3/8/08	Jackson State	W, 103-83
11/14/14	AUM	W, 105-64
12/30/15	Fort Valley State	W, 105-99

100-PT LOSSES [LAST 6]		
2005-06	at Alabama	L, 68-105
11/17/17	at Oregon	L, 56-114
11/21/17	vs. Savannah St.	L, 97-101
11/21/18	at Iowa	L, 78-105
12/14/19	at Boise State	L, 57-100
11/18/21	at Iowa	L, 82-108


2021-22 DOUBLE-FIGURE GAMES			
<b>POINTS</b>		<b>REBOUNDS</b>	
Jordan O'Neal	6	Isaiah Range	1
Juan Reyna	5	Michael Barber	1
Trace Young	4	Jordan O'Neal	1
Isaiah Range	4	Gerald Liddell	1
Gerald Liddell	4		
Christian McCray	2		
Kenny Strawbridge	2		
Kevion Stewart	2		
Michael Barber	1		

<b>DOUBLE-DOUBLES</b>		<b>ASSISTS</b>	
Isaiah Range	1		
Jordan O'Neal	1		
Gerald Liddell	1		

2021-22 SPECIALTY STATISTICS					
[POT - Points off turnovers; PP - Points in the paint; 2nd - Second chance points; FAST - Fast break points; BP - Points off the bench]					
[Alabama State-Opponents]					

Opponent	PP	POT	2nd	FAST	BP
Mobile	20-14	30-26	13-14	19-2	29-19
at WKU	26-38	15-25	7-16	9-16	31-10
at Vanderbilt	34-42	15-26	7-22	17-12	39-41
at Missouri State	26-34	14-15	9-14	12-14	21-10
at Iowa State	36-40	14-20	11-6	3-12	16-14
at Iowa	24-30	12-18	12-23	8-22	63-51
North Carolina Central	28-38	14-22	7-14	11-13	13-34
Tuskegee	36-32	25-12	14-8	22-19	50-21
North Alabama	14-18	22-42	12-13	11-14	34-12
at Dayton	18-36	9-26	11-24	8-28	28-35
Samford					
at Pepperdine					
at UCLA					
at Memphis					
at Texas Tech					
at Mississippi Valley State					
at UAPB					
Jackson State					
Alcorn State					
Alabama AGM					
at Prairie View AGM					
at Texas Southern					
vs. Bethune-Cookman					
Florida AGM					
at Grambling State					
at Southern					
UAPB					
Mississippi Valley State					
at Florida AGM					
at Bethune-Cookman					
at Alabama AGM					
Southern					
Grambling State					





O - TRACE YOUNG

F /// 6-8 /// 179 /// JUNIOR /// JC  
OWENSBORO, KY (JOHN A LOGAN COLLEGE / WYOMING)

CAREER HIGHS

Points: 23, at WKU (11/9/21)  
Field Goals: 9, at WKU (11/9/21)  
Field Goals Attempted: 13, at WKU (11/9/21)  
3-Pt Field Goals: 4, Dixie State (12/29/18)  
3-Pt Field Goals Attempted: 9, at Air Force (2/6/19)  
Free Throws: 5, at Vanderbilt (11/10/21)  
Free Throws Attempted: 6, two times  
Rebounds: 9, at WKU (11/9/21)  
Assists: 3, San Jose State (1/23/19)  
Steals: 4, vs. Mobile (11/4/21)  
Blocks: 3, vs. Mobile (11/4/21)  
Turnovers: 6, vs. Mobile (11/4/21)  
Minutes Played: 39, at WKU (11/9/21)

MISCELLANEOUS

	21-22	ASU CAREER
Double-Figure Points	5	4
Double-Figure Rebounds	-	-
Double-Doubles	-	-
5+ Assists	-	-
Led team in Points	3	3
Led team in Rebounds	2	2
Led team in Blocks	1	1
Led team in Assists	-	-

YOUNG NOTEBOOK

- ◆ Averaged 9.8 points and five rebounds per game at John A. Logan College as a sophomore. He also averaged 1.8 assists per game at his power forward position.
- ◆ Finished the season shooting 48.8 percent from the floor and 32.4 percent from beyond the arc.
- ◆ Rated as a 3-star by ESPN, 247Sports and Rivals, originally signed with Wyoming out of Mt. Zion Prep in Baltimore.
- ◆ Sat out last season during COVID-19 shortened season.
- ◆ Scored a career-high 23 points and grabbed nine rebounds against WKU (11/9/21).
- ◆ Sat out contests against North Carolina Central (11/20/21), Tuskegee (11/22/21) and North Alabama (11/28/21).

2021-22 GAME-BY-GAME

Opponent	MIN	FG	FG%	3-PT	3PT%	FT	FT%	REB	AST	TO	BL	ST	PTS
Mobile	27	5-9	.556	1-4	.250	1-2	.500	7	0	6	3	4	12
at WKU	39	9-16	.563	3-8	.375	2-2	1.000	9	1	5	1	1	23
at Vanderbilt	27	2-4	.500	2-4	.500	5-6	.833	1	1	3	1	1	11
at Missouri State	22	0-4	.000	0-4	.000	1-2	.500	3	2	0	2	0	1
at Iowa State	27	4-12	.333	1-4	.250	0-0	.000	6	1	1	1	1	9
at Iowa	13	3-5	.600	1-2	.500	3-3	1.000	0	2	0	0	0	10
NC Central													
Tuskegee													
North Alabama													
at Dayton													
Samford													
at Pepperdine													
at UCLA													
at Memphis													
at Texas Tech													
at MVSU													
at UAPB													
Jackson St.													
Alcorn State													
Alabama A&M													
at PVAMU													
at Texas Southern													
vs. B-CU													
Florida A&M													
at Grambling St.													
at Southern													
UAPB													
MVSU													
at Florida A&M													
at B-CU													
at Alabama A&M													
Southern													
Grambling St.													

YOUNG'S CAREER STATISTICS

Opponent	GP-GS	MIN-AVG	FG-A	PCT	3PT-A	PCT	FT-A	PCT	OFF-DEF-TOT	AVG	PF	A	AST/G	TO	BLK	STL	PTS	AVG
2018-19 (WYO)	20-13	476-23.8	50-127	.394	27-73	.370	8-17	.471	8-59-67	3.4	35	16	0.8	43	9	15	135	6.8
2021-22	5-5	127-25.4	18-41	.439	7-22	.318	11-13	.846	1-18-19	3.8	10	7	1.4	9	3	5	54	10.8
TOTALS	25-18	603-24.1	68-168	.405	34-95	.358	19-30	.633	9-77-86	3.4	45	23	0.9	52	12	20	189	7.6



1 - DJ JACKSON

G /// 6-1 /// 165 /// FRESHMAN /// 1L  
SAN BERNARDINO, CA (ETIWANDA HS)

CAREER HIGHS

**Points:** 13, vs. Texas Southern (2/27/21)  
**Field Goals:** 5, vs. Texas Southern (2/27/21)  
**Field Goals Attempted:** 14, vs. Texas Southern (2/27/21)  
**3-Pt Field Goals:** 3, vs. UAPB (2/6/21)  
**3-Pt Field Goals Attempted:** 7, vs. Texas Southern (2/27/21)  
**Free Throws:** 5, at Jackson State (3/6/21)  
**Free Throws Attempted:** 6, at Jackson State (3/6/21)  
**Rebounds:** 9, vs. Tuskegee (11/22/2021)  
**Assists:** 5, vs. Tuskegee (11/22/2021)  
**Steals:** 3, at Texas Southern (1/30/21)  
**Blocks:** 1, vs. Prairie View A&M (3/1/21)  
**Turnovers:** 7, vs. North Carolina Central (11/20/21)  
**Minutes Played:** 37, vs. Texas Southern (2/27/21)

MISCELLANEOUS

	21-22	ASU CAREER
Double-Figure Points	-	2
Double-Figure Rebounds	-	-
Double-Doubles	-	-
5+ Assists	-	-
Led team in Points	-	-
Led team in Rebounds	1	1
Led team in Blocks	-	-
Led team in Assists	1	1

JACKSON NOTEBOOK

- ◆ Played in 17 games, starting 11 as a true freshman during 2021
- ◆ Grabbed 74 total rebounds (4.4 per game), dished out 28 total assists and recorded 12 steals.
- ◆ Earned start on the road against Vanderbilt (11/10/2021) this season.
- ◆ Missed two games for Alabama State on the road against Missouri State (11/13) and Iowa State (11/16).
- ◆ Set career highs in rebounds (nine) and assists (five) against Tuskegee (11/22/21).
- ◆ Missed game against North Alabama (11/28/21).

2021-22 GAME-BY-GAME

Opponent	MIN	FG	FG%	3-PT	3PT%	FT	FT%	REB	AST	TO	BL	ST	PTS
Mobile	15	2-3	.667	0-1	.000	0-0	.000	2	3	2	0	1	4
at WKU	11	0-2	.000	0-0	.000	0-0	.000	1	3	1	0	0	0
at Vanderbilt	15	0-2	.000	0-1	.000	0-0	.000	1	0	3	0	1	0
at Missouri State													
at Iowa State													
at Iowa	20	0-3	.000	0-1	.000	1-2	.500	1	1	0	0	1	1
NC Central	22	2-2	1.000	1-1	1.000	1-2	.500	5	3	7	0	3	6
Tuskegee	22	1-3	.333	0-1	.000	3-4	.750	9	5	1	0	2	5
North Alabama													
at Dayton													
Samford													
at Pepperdine													
at UCLA													
at Memphis													
at Texas Tech													
at MVSU													
at UAPB													
Jackson St.													
Alcorn State													
Alabama A&M													
at PVAMU													
at Texas Southern													
vs. B-CU													
Florida A&M													
at Grambling St.													
at Southern													
UAPB													
MVSU													
at Florida A&M													
at B-CU													
at Alabama A&M													
Southern													
Grambling St.													

JACKSON'S CAREER STATISTICS

Opponent	GP-GS	MIN-AVG	FG-A	PCT	3PT-A	PCT	FT-A	PCT	OFF-DEF-TOT	AVG	PF	A	AST/G	TO	BLK	STL	PTS	AVG
2020-21	17-11	386-22.7	23-68	.338	10-31	.323	18-30	.600	10-40-50	2.9	47	28	1.6	32	2	12	74	4.4
2021-22	5-1																	
TOTALS	21-12	466-22.2	25-77	.325	11-34	.324	20-34	.588	12-46-58	2.8	56	35	1.7	43	2	17	81	3.9



2 - JORDAN O'NEAL

F /// 6-7 /// 197 /// SOPHOMORE /// 1L  
MOBILE, AL (COAHOMA CC)

CAREER HIGHS

Points: 19, vs. North Carolina Central (11/20/21)  
Field Goals: 6, vs. North Carolina Central (11/20/21)  
Field Goals Attempted: 10, vs. NC Central (11/20/21)  
3-Pt Field Goals: 0, 23 times  
3-Pt Field Goals Attempted: 1, at Texas Southern (1/30/21)  
Free Throws: 7, vs. North Carolina Central (11/20/21)  
Free Throws Attempted: 12, vs. NC Central (11/20/21)  
Rebounds: 14, vs. North Carolina Central (11/20/21)  
Assists: 2, two times  
Steals: 3, Alcorn State (1/23/21)  
Blocks: 4, two times  
Turnovers: 4, two times  
Minutes Played: 36, Alabama A&M (2/13/21)

MISCELLANEOUS

	21-22	ASU CAREER
Double-Figure Points	6	8
Double-Figure Rebounds	1	2
Double-Doubles	1	1
5+ Assists	--	--
Led team in Points	--	--
Led team in Rebounds	3	3
Led team in Blocks	2	5
Led team in Assists	--	--

O'NEAL NOTEBOOK

- ◆ Led the team with 23 blocked shots last season in just 13 games due to injury.
- ◆ Scored in double figures in three consecutive games against Vanderbilt (11/10), Missouri State (11/13), and Iowa State (11/16) - all on the road. Scored a career 11 points against Missouri State, and then set a new career-high with 12 against Iowa State the next game.
- ◆ Scored career-high 19 points against North Carolina Central (11/20/21) and grabbed a career-high 14 rebounds.

2021-22 GAME-BY-GAME

Opponent	MIN	FG	FG%	3-PT	3PT%	FT	FT%	REB	AST	TO	BL	ST	PTS
Mobile	25	4-4	1.000	0-0	.000	4-4	1.000	6	2	0	2	0	12
at WKU	29	3-4	.750	0-0	.000	0-0	.000	4	0	2	2	1	6
at Vanderbilt	24	5-6	.833	0-0	.000	0-1	.000	5	0	3	0	1	10
at Missouri State	22	5-9	.556	0-0	.000	1-2	.500	4	0	1	2	1	11
at Iowa State	31	5-7	.714	0-0	.000	2-2	1.000	6	1	2	3	1	12
at Iowa	6	0-0	.000	0-0	.000	0-0	.000	0	1	2	0	0	0
NC Central	31	6-10	.600	0-0	.000	7-12	.583	14	0	2	1	0	19
Tuskegee	17	3-4	.750	0-0	.000	1-5	.200	6	2	0	0	2	7
North Alabama	26	3-6	.500	0-0	.000	3-5	.600	8	0	4	0	1	9
at Dayton	28	5-10	.500	0-0	.000	0-0	.000	2	1	0	4	0	10
Samford													
at Pepperdine													
at UCLA													
at Memphis													
at Texas Tech													
at MVSU													
at UAPB													
Jackson St.													
Alcorn State													
Alabama A&M													
at PVAMU													
at Texas Southern													
vs. B-CU													
Florida A&M													
at Grambling St.													
at Southern													
UAPB													
MVSU													
at Florida A&M													
at B-CU													
at Alabama A&M													
Southern													
Grambling St.													

O'NEAL'S CAREER STATISTICS

Opponent	GP-GS	MIN-AVG	FG-A	PCT	3PT-A	PCT	FT-A	PCT	OFF-DEF-TOT	AVG	PF	A	AST/G	TO	BLK	STL	PTS	AVG
2020-21	13-10	326-25.1	24-57	.421	0-2	.000	28-49	.571	25-37-62	4.8	35	9	0.7	24	23	7	76	5.8
2021-22	8-8	200-25.0	32-52	.615	0-0	.000	13-22	.591	15-28-43	5.4	33	3	0.4	16	12	5	77	9.6
TOTALS	21-16	525-25.0	56-109	.514	0-2	.000	41-71	.577	40-65-105	5.0	68	12	0.6	40	35	12	153	7.3





3 - GERALD LIDDELL

F /// 6-8 /// 203 /// JUNIOR /// TR  
CIBOLO, TX (TEXAS)

CAREER HIGHS

**Points:** 22, vs. North Carolina Central (11/20/21)  
**Field Goals:** 7, vs. North Carolina Central (11/20/21)  
**Field Goals Attempted:** 17, vs. NC Central (11/20/21)  
**3-Pt Field Goals:** 2, two times  
**3-Pt Field Goals Attempted:** 3, three times  
**Free Throws:** 7, two times  
**Free Throws Attempted:** 8, three times  
**Rebounds:** 11, vs. North Carolina Central (11/20/21)  
**Assists:** 4, three times  
**Steals:** 4, vs. North Carolina Central (11/20/21)  
**Blocks:** 4, vs. North Carolina Central (11/20/21)  
**Turnovers:** 5, vs. Central Michigan (12/14/19)  
**Minutes Played:** 39, vs. North Carolina Central (11/20/21)

MISCELLANEOUS

	21-22	ASU CAREER
Double-Figure Points	4	4
Double-Figure Rebounds	1	1
Double-Doubles	1	1
5+ Assists	-	-
Led team in Points	2	2
Led team in Rebounds	-	-
Led team in Blocks	3	3
Led team in Assists	4	4

LIDDELL NOTEBOOK

- ◆ Transfer from Texas.
- ◆ As a junior, played in seven games, while as a sophomore in 2019-20, played in 15 games (10 starts).
- ◆ Ranked as the No. 41 overall prospect in the nation by 247Sports and No. 47 by ESPN.
- ◆ Grabbed eight rebounds in season opener against WKU (11/9/21).
- ◆ Scored a then season-high 12 points against Missouri State (11/13/21) on the road, before breaking that mark with a then career-high 19 on the road against Iowa (11/18/21).
- ◆ Recorded a double-double with a career-high 22 points and 11 rebounds agianst North Carolina Central (11/20/21).

2021-22 GAME-BY-GAME

Opponent	MIN	FG	FG%	3-PT	3PT%	FT	FT%	REB	AST	TO	BL	ST	PTS
Mobile	22	3-8	.375	0-1	.000	2-4	.500	4	0	2	1	2	8
at WKU	24	2-5	.400	2-2	1.000	0-0	.000	8	3	3	0	0	6
at Vanderbilt	20	2-7	.286	1-3	.333	0-0	.000	2	0	2	1	0	5
at Missouri State	30	6-13	.462	0-2	.000	2-3	.667	2	1	3	0	0	12
at Iowa State	21	2-2	1.000	1-1	1.000	0-0	.000	4	1	2	0	1	5
at Iowa	29	6-11	.545	2-3	.667	5-6	.833	3	4	1	0	1	19
NC Central	39	7-17	.412	1-3	.333	7-8	.875	11	4	0	4	4	22
Tuskegee	19	1-5	.200	0-1	.000	4-8	.500	3	2	1	2	0	6
North Alabama	33	4-9	.444	0-1	.000	7-8	.875	6	3	3	2	1	15
at Dayton	27	2-8	.250	1-3	.333	0-0	.000	4	2	4	1	0	5
Samford													
at Pepperdine													
at UCLA													
at Memphis													
at Texas Tech													
at MVSU													
at UAPB													
Jackson St.													
Alcorn State													
Alabama A&M													
at PVAMU													
at Texas Southern													
vs. B-CU													
Florida A&M													
at Grambling St.													
at Southern													
UAPB													
MVSU													
at Florida A&M													
at B-CU													
at Alabama A&M													
Southern													
Grambling St.													

LIDDELL'S CAREER STATISTICS

Opponent	GP-GS	MIN-AVG	FG-A	PCT	3PT-A	PCT	FT-A	PCT	OFF-DEF-TOT	AVG	PF	A	AST/G	TO	BLK	STL	PTS	AVG
2019-20	15-10	274-18.2	25-62	.403	4-12	.333	12-25	.480	13-37-50	3.3	42	15	1.0	23	11	8	66	4.4
2020-21	7-0	81-11.5	6-14	.429	2-7	.286	1-6	.167	4-8-12	1.7	11	3	0.4	7	1	1	15	2.1
2021-22	8-5	221-27.6	31-72	.431	8-18	.444	21-25	.840	7-34-41	5.1	28	18	2.3	16	8	10	91	11.4
TOTALS	30-15	575-19.2	62-148	.419	14-37	.378	34-56	.607	24-79-103	3.4	81	36	1.2	46	19	19	172	5.7



4 - E.J. CLARK

G /// 5-11 /// 165 /// JUNIOR /// 1L  
DALLAS, TX (BOSSIER PARRISH CC)

CAREER HIGHS

Points: 10, at Texas Southern (1/30/21)  
Field Goals: 4, at Alabama A&M (1/16/21)  
Field Goals Attempted: 9, MVSU (2/8/21)  
3-Pt Field Goals: 2, vs. UAPB (2/6/21)  
3-Pt Field Goals Attempted: 5, at Texas Southern (1/30/21)  
Free Throws: 5, at Texas Southern (1/30/21)  
Free Throws Attempted: 6, vs. Grambling State (1/2/21)  
Rebounds: 3, two times  
Assists: 3, Prairie View A&M (2/1/21)  
Steals: 2, vs. UAPB (2/6/21)  
Blocks: 0, 20 times  
Turnovers: 3, two times  
Minutes Played: 30, vs. Jackson State (1/4/21)

MISCELLANEOUS

	21-22	ASU CAREER
Double-Figure Points	--	--
Double-Figure Rebounds	--	--
Double-Doubles	--	--
5+ Assists	--	--
Led team in Points	--	--
Led team in Rebounds	--	--
Led team in Blocks	--	--
Led team in Assists	--	--

CLARK NOTEBOOK

- ◆ Played in 12 games and started in one game last season.
- ◆ Scored 69 total points during the shortened season, recorded 18 assists and 10 steals.
- ◆ Came off the bench to score seven points against Iowa State (11/16/21).

2021-22 GAME-BY-GAME

Opponent	MIN	FG	FG%	3-PT	3PT%	FT	FT%	REB	AST	TO	BL	ST	PTS
Mobile	19	1-3	.333	0-1	.000	2-2	1.000	3	2	1	0	1	4
at WKU	6	0-0	.000	0-0	.000	0-0	.000	0	0	1	0	0	0
at Vanderbilt	10	0-0	.000	0-0	.000	0-0	.000	0	0	1	0	0	0
at Missouri State													
at Iowa State	17	2-4	.500	1-3	.333	2-4	.500	1	1	2	0	0	7
at Iowa	7	0-1	.000	0-0	.000	0-0	.000	1	0	1	0	0	0
NC Central													
Tuskegee	6	1-2	.500	0-1	.000	1-2	.500	3	2	1	0	0	3
North Alabama	7	0-2	.000	0-1	.000	3-4	.750	1	0	0	0	0	3
at Dayton	7	2-3	.667	0-0	.000	0-0	.000	0	1	1	0	0	4
Samford													
at Pepperdine													
at UCLA													
at Memphis													
at Texas Tech													
at MVSU													
at UAPB													
Jackson St.													
Alcorn State													
Alabama A&M													
at PVAMU													
at Texas Southern													
vs. B-CU													
Florida A&M													
at Grambling St.													
at Southern													
UAPB													
MVSU													
at Florida A&M													
at B-CU													
at Alabama A&M													
Southern													
Grambling St.													

CLARK'S CAREER STATISTICS

Opponent	GP-GS	MIN-AVG	FG-A	PCT	3PT-A	PCT	FT-A	PCT	OFF-DEF-TOT	AVG	PF	A	AST/G	TO	BLK	STL	PTS	AVG
2020-21	12-1	245-20.4	21-64	.328	6-24	.250	21-25	.840	7-18-25	2.1	22	18	1.5	14	0	10	69	5.8
2021-22	6-1	55-9.2	4-10	.400	1-4	.250	5-8	.625	0-3-3	0.5	5	2	0.3	6	0	0	14	2.3
TOTALS	18-2	300-16.6	25-74	.338	7-28	.250	26-33	.788	7-21-28	1.6	27	20	1.1	20	0	10	83	4.6



5 - JUAN REYNA  
G /// 6-2 /// 182 /// FRESHMAN /// HS  
SAN ANTONIO, TX (DUNCANVILLE HS)

CAREER HIGHS

Points: 16, at WKU (11/9/21)  
Field Goals: 4, four times  
Field Goals Attempted: 10, vs. NC Central (11/20/21)  
3-Pt Field Goals: 4, vs. North Carolina Central (11/20/21)  
3-Pt Field Goals Attempted: 8, vs NC Cental (11/20/21)  
Free Throws: 6, at WKU (11/9/21)  
Free Throws Attempted: 6, at WKU (11/9/21)  
Rebounds: 5 at Missouri State (11/13/21)  
Assists: 3, at Iowa (11/18/21)  
Steals: 1, two times  
Blocks: 0, nine times  
Turnovers: 3, three times  
Minutes Played: 32, at Missouri State (11/13/21)

MISCELLANEOUS

	21-22	ASU CAREER
Double-Figure Points	4	4
Double-Figure Rebounds	-	-
Double-Doubles	-	-
5+ Assists	-	-
Led team in Points	-	-
Led team in Rebounds	-	-
Led team in Blocks	-	-
Led team in Assists	-	-

REYNA NOTEBOOK

- ◆ Helped his team win a pair of state championships, leading his team to a 37-6 record overall.
- ◆ Scored 16 points in 23 minutes in season opener against WKU (11/9/21).
- ◆ Scored in double figures in the first three consecutive games this season against Vanderbilt (11/10/21), Missouri State (11/13/21), and Iowa State (11/16/21).

2021-22 GAME-BY-GAME

Opponent	MIN	FG	FG%	3-PT	3PT%	FT	FT%	REB	AST	TO	BL	ST	PTS
Mobile	19	2-7	.286	1-4	.250	0-0	.000	1	2	0	0	1	5
at WKU	23	4-8	.500	2-5	.400	6-6	1.000	1	0	3	0	0	16
at Vanderbilt	20	4-7	.571	2-4	.500	0-0	.000	3	1	3	0	0	10
at Missouri State	32	4-9	.444	2-3	.667	0-0	.000	5	1	1	0	1	10
at Iowa State	25	1-5	.200	0-2	.000	0-0	.000	4	0	4	0	0	2
at Iowa	14	0-1	.000	0-1	.000	0-0	.000	3	3	3	0	0	0
NC Central	31	4-10	.400	4-8	.500	2-2	1.000	1	2	1	0	1	14
Tuskegee	18	3-6	.500	2-5	.400	2-2	1.000	0	1	0	0	1	10
North Alabama	31	2-7	.286	1-3	.333	3-3	1.000	1	0	3	0	0	8
at Dayton	17	1-5	.200	0-3	.000	0-0	.000	1	1	3	0	0	2
Samford													
at Pepperdine													
at UCLA													
at Memphis													
at Texas Tech													
at MVSU													
at UAPB													
Jackson St.													
Alcorn State													
Alabama A&M													
at PVAMU													
at Texas Southern													
vs. B-CU													
Florida A&M													
at Grambling St.													
at Southern													
UAPB													
MVSU													
at Florida A&M													
at B-CU													
at Alabama A&M													
Southern													
Grambling St.													

REYNA'S CAREER STATISTICS

Opponent	GP-GS	MIN-AVG	FG-A	PCT	3PT-A	PCT	FT-A	PCT	OFF-DEF-TOT	AVG	PF	A	AST/G	TO	BLK	STL	PTS	AVG
2021-22	8-5	194-24.3	20-52	.385	11-29	.379	11-11	1.000	1-18-19	2.4	18	8	1.0	21	0	2	62	7.8
TOTALS	8-5	194-24.3	20-52	.385	11-29	.379	11-11	1.000	1-18-19	2.4	18	8	1.0	21	0	2	62	7.8



10 - MICHAEL BARBER

F /// 6-8 /// 212 /// SOPHOMORE /// JC  
JACKSON, MS (SW MISSISSIPPI CC / HOWARD)

CAREER HIGHS

Points: 10, vs. Mobile (11/4/21)  
Field Goals: 4, vs. Mobile (11/4/21)  
Field Goals Attempted: 7, Norfolk State (1/11/20)  
3-Pt Field Goals: 1, at Georgia Washington (11/9/19)  
3-Pt Field Goals Attempted: 1, three times  
Free Throws: 5, two times  
Free Throws Attempted: 8, vs. Tuskegee (11/22/21)  
Rebounds: 10, at Iowa (11/18/21)  
Assists: 1, at Norfolk State (2/29/20)  
Steals: 3, at WKU (11/9/21)  
Blocks: 3, two times  
Turnovers: 3, at Iowa State (11/16/21)  
Minutes Played: 24, at Iowa (11/18/21)

MISCELLANEOUS

	21-22	ASU CAREER
Double-Figure Points	1	1
Double-Figure Rebounds	1	1
Double-Doubles	-	-
5+ Assists	-	-
Led team in Points	-	-
Led team in Rebounds	2	2
Led team in Blocks	3	3
Led team in Assists	-	-

BARBER NOTEBOOK

- ◆ Competed in 24 contests off the bench (2019-20) at Howard.
- ◆ Recorded three assists against WKU (11/9/21).
- ◆ Recorded a career-high 10 rebounds against Iowa (11/18/21) on the road.
- ◆ Started first game of the season against Dayton (12/1/21) on the road, recording seven rebounds.

2021-22 GAME-BY-GAME

Opponent	MIN	FG	FG%	3-PT	3PT%	FT	FT%	REB	AST	TO	BL	ST	PTS
Mobile	16	4-5	.800	0-0	.000	2-2	1.000	7	1	0	0	1	10
at WKU	9	0-1	.000	0-0	.000	1-2	.500	1	0	0	1	3	1
at Vanderbilt	10	0-0	.000	0-0	.000	2-2	1.000	2	0	1	2	0	2
at Missouri State	7	0-0	.000	0-0	.000	2-2	1.000	0	0	1	0	0	2
at Iowa State	15	0-0	.000	0-0	.000	0-0	.000	3	0	3	3	0	0
at Iowa	24	2-5	.400	0-0	.000	3-5	.600	10	1	0	0	2	7
NC Central	13	1-1	1.000	0-0	.000	1-2	.500	5	0	2	0	0	3
Tuskegee	21	1-4	.250	0-0	.000	5-8	.625	5	0	0	0	2	7
North Alabama	11	1-2	.000	0-0	.000	0-0	.000	3	0	2	1	1	2
at Dayton	26	1-3	.333	0-1	.000	2-2	1.000	7	1	2	0	1	4
Samford													
at Pepperdine													
at UCLA													
at Memphis													
at Texas Tech													
at MVSU													
at UAPB													
Jackson St.													
Alcorn State													
Alabama A&M													
at PVAMU													
at Texas Southern													
vs. B-CU													
Florida A&M													
at Grambling St.													
at Southern													
UAPB													
MVSU													
at Florida A&M													
at B-CU													
at Alabama A&M													
Southern													
Grambling St.													

BARBER'S CAREER STATISTICS

Opponent	GP-GS	MIN-AVG	FG-A	PCT	3PT-A	PCT	FT-A	PCT	OFF-DEF-TOT	AVG	PF	A	AST/G	TO	BLK	STL	PTS	AVG
2019-20 (HOW)	24-0	144-6.0	19-38	.500	1-2	.500	3-5	.600	11-30-41	1.7	21	3	0.1	9	9	7	42	1.8
2021-22	8-1	112-14.0	5-12	.417	0-1	.000	11-15	.733	13-18-31	3.9	13	2	0.3	11	8	7	21	2.6
TOTALS	32-1	256-8.0	24-50	.480	1-3	.333	14-20	.700	24-48-72	2.3	34	5	0.2	20	17	14	63	2.0

MITCHELL NOTEBOOK

- ♦ Saw action against WKU (11/9/21) off the bench.
- ♦ Played double-digit minutes in back-to-back games against Vanderbilt (11/10/21) and Missouri State (11/13/21).
- ♦ Scored a career-high eight points against Vanderbil (11/10/21) off the bench.

2021-22 GAME-BY-GAME

Opponent	MIN	FG	FG%	3-PT	3PT%	FT	FT%	REB	AST	TO	BL	ST	PTS
Mobile	3	0-0	.000	0-0	.000	0-0	.000	0	0	1	0	1	0
at WKU	1	0-1	.000	0-0	.000	0-0	.000	0	0	0	1	0	0
at Vanderbilt	19	2-3	.667	0-1	.000	4-4	1.000	5	3	2	1	1	8
at Missouri State	11	0-2	.000	0-1	.000	0-0	.000	1	0	1	0	0	0
at Iowa State	3	0-1	.000	0-0	.000	0-0	.000	0	0	0	0	0	0
at Iowa	12	2-5	.400	0-2	.000	1-2	.500	1	0	3	0	1	5
NC Central													
Tuskegee	10	2-2	1.000	1-1	1.000	1-2	.500	2	1	1	0	1	6
North Alabama	6	0-0	.000	0-0	.000	0-0	.000	1	0	1	1	0	0
at Dayton	7	1-1	1.000	0-0	.000	0-0	.000	0	0	1	0	0	2
Samford													
at Pepperdine													
at UCLA													
at Memphis													
at Texas Tech													
at MVSU													
at UAPB													
Jackson St.													
Alcorn State													
Alabama A&M													
at PVAMU													
at Texas Southern													
vs. B-CU													
Florida A&M													
at Grambling St.													
at Southern													
UAPB													
MVSU													
at Florida A&M													
at B-CU													
at Alabama A&M													
Southern													
Grambling St.													

11 - JAYME MITCHELL

G /// 6-5 /// 187 /// FRESHMAN /// HS  
JACKSON, MS (FOREST HILL HS)

CAREER HIGHS

Points: 8, at Vanderbilt (11/10/21)  
Field Goals: 2, two times  
Field Goals Attempted: 5, at Iowa (11/18/21)  
3-Pt Field Goals: 1, vs. Tuskegee (11/22/21)  
3-Pt Field Goals Attempted: 2, at Iowa (11/18/21)  
Free Throws: 4, at Vanderbilt (11/10/21)  
Free Throws Attempted: 4, at Vanderbilt (11/10/21)  
Rebounds: 5, at Vanderbilt (11/10/21)  
Assists: 3, at Vanderbilt (11/10/21)  
Steals: 1, four times  
Blocks: 1, three times  
Turnovers: 3, at Iowa (11/18/21)  
Minutes Played: 19, at Vanderbilt (11/10/21)

MISCELLANEOUS

	21-22	ASU CAREER
Double-Figure Points	-	-
Double-Figure Rebounds	-	-
Double-Doubles	-	-
5+ Assists	-	-
Led team in Points	-	-
Led team in Rebounds	-	-
Led team in Blocks	-	-
Led team in Assists	-	-

MITCHELL'S CAREER STATISTICS

Opponent	GP-GS	MIN-AVG	FG-A	PCT	3PT-A	PCT	FT-A	PCT	OFF-DEF-TOT	AVG	PF	A	AST/G	TO	BLK	STL	PTS	AVG
2021-22	7-0	59-8.4	5-13	.385	0-4	.000	5-6	.833	1-7-8	1.1	6	3	0.4	8	2	2	15	2.1
TOTALS	7-0	59-8.4	5-13	.385	0-4	.000	5-6	.833	1-7-8	1.1	6	3	0.4	8	2	2	15	2.1





12 - MALIK SMILEY

G /// 6-3 /// 165 /// R-FRESHMAN /// 1L  
BIRMINGHAM, AL (IMG ACADEMY)

CAREER HIGHS

Points: 0, two times  
Field Goals: 0, two times  
Field Goals Attempted: 0, two times  
3-Pt Field Goals: 0, two times  
3-Pt Field Goals Attempted: 0, two times  
Free Throws: 0, two times  
Free Throws Attempted: 0, two times  
Rebounds: 0, two times  
Assists: 0, two times  
Steals: 0, two times  
Blocks: 0, two times  
Turnovers: 0, two times  
Minutes Played: 2, at Prairie View A&M (2/1/21)

MISCELLANEOUS

	21-22	ASU CAREER
Double-Figure Points	--	--
Double-Figure Rebounds	--	--
Double-Doubles	--	--
5+ Assists	--	--
Led team in Points	--	--
Led team in Rebounds	--	--
Led team in Blocks	--	--
Led team in Assists	--	--

SMILEY NOTEBOOK

- ♦ Saw action in a pair of games during 2020-21 season,

2021-22 GAME-BY-GAME

Opponent	MIN	FG	FG%	3-PT	3PT%	FT	FT%	REB	AST	TO	BL	ST	PTS
Mobile													
at WKU													
at Vanderbilt													
at Missouri St.													
at Iowa State													
at Iowa													
NC Central													
Tuskegee													
North Alabama													
at Dayton													
Samford													
at Pepperdine													
at UCLA													
at Memphis													
at Texas Tech													
at MVSU													
at UAPB													
Jackson St.													
Alcorn State													
Alabama A&M													
at PVAMU													
at Texas Southern													
vs. B-CU													
Florida A&M													
at Grambling St.													
at Southern													
UAPB													
MVSU													
at Florida A&M													
at B-CU													
at Alabama A&M													
Southern													
Grambling St.													

SMILEY'S CAREER STATISTICS

Opponent	GP-GS	MIN-AVG	FG-A	PCT	3PT-A	PCT	FT-A	PCT	OFF-DEF-TOT	AVG	PF	A	AST/G	TO	BLK	STL	PTS	AVG
2020-21	2-0	2-1.0	0-0	.000	0-0	.000	0-0	.000	0-0-0	0.0	0	0	0.0	0	0	0	0	0.0
TOTALS	2-0	2-1.0	0-0	.000	0-0	.000	0-0	.000	0-0-0	0.0	0	0	0.0	0	0	0	0	0.0



13 - KAREEM CLARK

G /// 6-2 /// 191 /// JUNIOR /// JC  
SACRAMENTO, CA (SOUTH MOUNTAIN CC)

CAREER HIGHS

Points: 1, vs. Tuskegee (11/22/21)  
Field Goals: 0, two times  
Field Goals Attempted: 2, at Dyaton (12/1/21)  
3-Pt Field Goals: 0, two times  
3-Pt Field Goals Attempted: 0, two times  
Free Throws: 1, vs. Tuskegee (11/22/21)  
Free Throws Attempted: 2, vs. Tuskegee (11/22/21)  
Rebounds: 2, vs. Tuskegee (11/22/21)  
Assists: 2, vs. Tuskegee (11/22/21)  
Steals: 0, two times  
Blocks: 0, two times  
Turnovers: 1, at Dayton (12/1/21)  
Minutes Played: 6, at Dayton (12/1/21)

MISCELLANEOUS

	21-22	ASU CAREER
Double-Figure Points	-	-
Double-Figure Rebounds	-	-
Double-Doubles	-	-
5+ Assists	-	-
Led team in Points	-	-
Led team in Rebounds	-	-
Led team in Blocks	-	-
Led team in Assists	-	-

CLARK NOTEBOOK

- ◆ Saw first action against Tuskegee in exhibition game, before playing against Dayton (12/1/21) on the road.

2021-22 GAME-BY-GAME

Opponent	MIN	FG	FG%	3-PT	3PT%	FT	FT%	REB	AST	TO	BL	ST	PTS
Mobile													
at WKU													
at Vanderbilt													
at Missouri St.													
at Iowa State													
at Iowa													
NC Central													
Tuskegee	5	0-0	.000	0-0	.000	1-2	.500	2	2	0	0	0	1
North Alabama													
at Dayton	6	0-2	.000	0-0	.000	0-0	.000	0	0	1	0	0	0
Samford													
at Pepperdine													
at UCLA													
at Memphis													
at Texas Tech													
at MVSU													
at UAPB													
Jackson St.													
Alcorn State													
Alabama A&M													
at PVAMU													
at Texas Southern													
vs. B-CU													
Florida A&M													
at Grambling St.													
at Southern													
UAPB													
MVSU													
at Florida A&M													
at B-CU													
at Alabama A&M													
Southern													
Grambling St.													

CLARK'S CAREER STATISTICS

Opponent	GP-GS	MIN-AVG	FG-A	PCT	3PT-A	PCT	FT-A	PCT	OFF-DEF-TOT	AVG	PF	A	AST/G	TO	BLK	STL	PTS	AVG
2021-22	1-0	6-6.0	0-2	.000	0-0	.000	0-0	.000	0-0-0	0.0	0	0	0.0	1	0	0	0	0.0
TOTALS	1-0	6-6.0	0-2	.000	0-0	.000	0-0	.000	0-0-0	0.0	0	0	0.0	1	0	0	0	0.0



15 - KEVION STEWART

G /// 6-3 /// 193 /// SENIOR /// 2L  
MEMPHIS, TN (SIUE / CHATTANOOGA STATE)

CAREER HIGHS

**Points:** 21, at Grambling State (3/4/21)  
**Field Goals:** 7, at Texas Southern (1/30/21)  
**Field Goals Attempted:** 13, at Grambling State (3/4/21)  
**3-Pt Field Goals:** 5, at MVSU (1/12/21)  
**3-Pt Field Goals Attempted:** 8, at Grambling State (3/4/21)  
**Free Throws:** 7, two times  
**Free Throws Attempted:** 9, at Jackson State (3/6/21)  
**Rebounds:** 5, vs. Alabama A&M (2/13/21)  
**Assists:** 2, at Southern (2/22/21)  
**Steals:** 4, at Grambling State (3/4/21)  
**Blocks:** 2, at Boise State (12/14/19)  
**Turnovers:** 4, vs. Alcorn State (1/23/21)  
**Minutes Played:** 34, at Jackson State (3/6/21)

MISCELLANEOUS

	21-22	ASU CAREER
Double-Figure Points	2	11
Double-Figure Rebounds	-	-
Double-Doubles	-	-
5+ Assists	-	-
Led team in Points	1	3
Led team in Rebounds	-	-
Led team in Blocks	-	-
Led team in Assists	-	-

STEWART NOTEBOOK

- ◆ Played in 18 games and started in 11 games.
- ◆ Scored a total of 147 points in the shortened season.
- ◆ Father, Dwight Stewart, played and won national title at Arkansas.
- ◆ Did not play in season opener against WKU (11/9/21).

2021-22 GAME-BY-GAME

Opponent	MIN	FG	FG%	3-PT	3PT%	FT	FT%	REB	AST	TO	BL	ST	PTS
Mobile													
at WKU													
at Vanderbilt	10	1-4	.250	0-3	.000	0-0	.000	0	0	0	0	0	2
at Missouri State	6	1-4	.250	1-3	.333	0-0	.000	1	0	0	0	0	3
at Iowa State	6	1-4	.250	1-2	.500	1-2	.500	1	0	0	0	0	4
at Iowa	9	2-2	1.000	1-1	1.000	0-0	.000	0	1	1	0	1	5
NC Central	4	0-2	.000	0-2	.000	0-0	.000	0	0	0	0	1	0
Tuskegee	16	3-9	.333	2-5	.400	2-2	1.000	2	0	1	0	1	10
North Alabama	7	0-2	.000	0-1	.000	0-0	.000	1	0	1	0	0	0
at Dayton	8	1-3	.333	1-2	.500	7-8	.875	2	1	0	0	0	10
Samford													
at Pepperdine													
at UCLA													
at Memphis													
at Texas Tech													
at MVSU													
at UAPB													
Jackson St.													
Alcorn State													
Alabama A&M													
at PVAMU													
at Texas Southern													
vs. B-CU													
Florida A&M													
at Grambling St.													
at Southern													
UAPB													
MVSU													
at Florida A&M													
at B-CU													
at Alabama A&M													
Southern													
Grambling St.													

STEWART'S CAREER STATISTICS

Opponent	GP-GS	MIN-AVG	FG-A	PCT	3PT-A	PCT	FT-A	PCT	OFF-DEF-TOT	AVG	PF	A	AST/G	TO	BLK	STL	PTS	AVG
2019-20	26-10	323-12.4	29-106	.274	15-70	.214	16-26	.615	8-23-31	1.2	37	8	0.3	16	4	14	89	3.4
2020-21	18-11	368-20.4	39-114	.342	30-77	.390	39-52	.750	10-36-46	2.6	47	11	0.6	28	2	15	147	8.2
2021-22	7-0	53-7.6	6-21	.286	4-14	.286	8-10	.800	2-3-5	0.7	7	2	0.3	2	0	2	24	3.4
TOTALS	51-21	750-14.7	74-241	.307	49-161	.304	63-88	.716	20-62-82	1.6	90	21	0.4	45	6	31	260	5.1



20 - KENNY STRAWBRIDGE

G /// 6-6 /// 202 /// R-SOPHOMORE /// 1L  
ROCKFORD, IL (WESTERN NEBRASKA / UMKC)

CAREER HIGHS

Points: 19, vs. Texas Southern (2/27/21)  
Field Goals: 8, vs. North Alabama (11/28/21)  
Field Goals Attempted: 15, at Alabama A&M (1/16/21)  
3-Pt Field Goals: 3, vs. Alabama A&M (2/13/21)  
3-Pt Field Goals Attempted: 5, vs. Alabama A&M (2/13/21)  
Free Throws: 10, vs. Southern (1/25/21)  
Free Throws Attempted: 13, vs. Southern (1/25/21)  
Rebounds: 14, vs. Southern (1/25/21)  
Assists: 5, at WKU (11/9/21)  
Steals: 4, at Southern (2/22/21)  
Blocks: 2, vs. Alabama A&M (2/13/21)  
Turnovers: 6, vs. Alcorn State (1/23/21)  
Minutes Played: 41, vs. North Carolina Central (11/20/21)

MISCELLANEOUS

	21-22	ASU CAREER
Double-Figure Points	2	12
Double-Figure Rebounds	-	5
Double-Doubles	-	4
5+ Assists	-	-
Led team in Points	1	1
Led team in Rebounds	-	-
Led team in Blocks	-	-
Led team in Assists	3	3

STRAWBRIDGE NOTEBOOK

- ◆ Second-leading scorer on last year's team, and earned a spot on ESPN Top 10 for his buzzer-beater against Southern.
- ◆ Named Second Team Preseason All-SWAC ahead of the 2021-22 season.
- ◆ Dished out five assists against WKU (11/9/21).

2021-22 GAME-BY-GAME

Opponent	MIN	FG	FG%	3-PT	3PT%	FT	FT%	REB	AST	TO	BL	ST	PTS
Mobile	27	3-6	.500	0-0	.000	1-2	.500	5	2	2	0	3	7
at WKU	28	4-8	.500	0-1	.000	0-1	.000	4	5	2	0	0	8
at Vanderbilt	18	2-7	.286	0-1	.000	3-4	.750	5	0	3	0	1	7
at Missouri State	32	5-10	.500	0-1	.000	2-3	.667	2	1	3	0	0	12
at Iowa State	27	3-9	.333	0-0	.000	0-0	.000	3	3	3	0	2	6
at Iowa	18	3-5	.600	0-2	.000	0-1	.000	0	2	1	0	1	6
NC Central	41	0-5	.000	0-1	.000	1-2	.500	4	4	2	0	0	1
Tuskegee	23	4-8	.500	1-1	1.000	0-0	.000	3	2	4	0	1	9
North Alabama	34	8-12	.667	0-0	.000	0-1	.000	6	0	1	0	2	16
at Dayton	24	1-3	.333	1-1	1.000	0-3	.000	6	2	1	0	0	6
Samford													
at Pepperdine													
at UCLA													
at Memphis													
at Texas Tech													
at MVSU													
at UAPB													
Jackson St.													
Alcorn State													
Alabama A&M													
at PVAMU													
at Texas Southern													
vs. B-CU													
Florida A&M													
at Grambling St.													
at Southern													
UAPB													
MVSU													
at Florida A&M													
at B-CU													
at Alabama A&M													
Southern													
Grambling St.													

STRAWBRIDGE'S CAREER STATISTICS

Opponent	GP-GS	MIN-AVG	FG-A	PCT	3PT-A	PCT	FT-A	PCT	OFF-DEF-TOT	AVG	PF	A	AST/G	TO	BLK	STL	PTS	AVG
2020-21	18-17	540-30.0	61-170	.359	11-47	.234	56-78	.718	32-98-130	7.2	44	24	1.3	35	6	14	189	10.5
2021-22	8-8	221-27.6	26-59	.441	1-7	.143	6-15	.400	10-20-30	3.8	16	17	2.1	16	0	6	59	7.4
TOTALS	26-25	761-29.3	87-229	.380	12-54	.222	62-93	.667	42-118-160	6.2	60	41	1.6	51	6	20	248	9.5



MCCRAY NOTEBOOK

- ◆ Played at Cal State Fullerton before transferring to Alabama State.
- ◆ Did not play against WKU (11/9/21).
- ◆ Scored a career-high eight points off the bench against Vanderbilt (11/10/21) in just nine minutes, before breaking that mark with 20 points off the bench against Iowa (11/18/21) in just 17 minutes.

2021-22 GAME-BY-GAME

Opponent	MIN	FG	FG%	3-PT	3PT%	FT	FT%	REB	AST	TO	BL	ST	PTS
Mobile													
at WKU													
at Vanderbilt	9	4-5	.800	0-0	.000	0-0	.000	0	0	1	0	1	8
at Missouri State	7	1-2	.500	0-1	.000	0-0	.000	1	1	1	0	0	2
at Iowa State													
at Iowa	17	8-12	.667	4-5	.800	0-0	.000	2	0	0	0	0	20
NC Central	9	2-5	.400	0-1	.000	0-0	.000	2	0	1	0	0	4
Tuskegee	20	7-9	.778	0-0	.000	1-2	.500	2	1	1	0	2	15
North Alabama	13	3-8	.375	0-0	.000	1-2	.500	5	0	1	0	0	7
at Dayton	13	3-6	.500	1-1	1.000	0-0	.000	3	0	0	0	0	7
Samford													
at Pepperdine													
at UCLA													
at Memphis													
at Texas Tech													
at MVSU													
at UAPB													
Jackson St.													
Alcorn State													
Alabama A&M													
at PVAMU													
at Texas Southern													
vs. B-CU													
Florida A&M													
at Grambling St.													
at Southern													
UAPB													
MVSU													
at Florida A&M													
at B-CU													
at Alabama A&M													
Southern													
Grambling St.													

21 - CHRISTIAN MCCRAY

G /// 6-6 /// 171 /// JUNIOR /// TR  
LAS VEGAS, NV (CAL STATE FULLERTON)

CAREER HIGHS

Points: 20, at Iowa (11/18/21)  
Field Goals: 8, at Iowa (11/18/21)  
Field Goals Attempted: 12, Iowa (11/18/21)  
3-Pt Field Goals: 4, at Iowa (11/18/21)  
3-Pt Field Goals Attempted: 5, at Iowa (11/18/21)  
Free Throws: 1, two times  
Free Throws Attempted: 2, two times  
Rebounds: 5, vs. Tuskegee (11/22/21)  
Assists: 1, two times  
Steals: 1, vs. Tuskegee (11/22/21)  
Blocks: 0, eight times  
Turnovers: 1, six times  
Minutes Played: 17, at Iowa (11/18/21)

MISCELLANEOUS

	21-22	ASU CAREER
Double-Figure Points	2	2
Double-Figure Rebounds	-	-
Double-Doubles	-	-
5+ Assists	-	-
Led team in Points	2	2
Led team in Rebounds	-	-
Led team in Blocks	-	-
Led team in Assists	-	-

MCCRAY'S CAREER STATISTICS

Opponent	GP-GS	MIN-AVG	FG-A	PCT	3PT-A	PCT	FT-A	PCT	OFF-DEF-TOT	AVG	PF	A	AST/G	TO	BLK	STL	PTS	AVG
2020-21 (CSUF)	1-0	9-9.0	2-4	.500	0-0	.000	0-0	.000	0-0-0	0.0	2	0	0.0	1	0	0	4	4.0
2021-22	6-0	69-11.5	21-38	.553	5-8	.625	1-2	.500	6-7-13	2.2	2	1	0.2	4	0	1	48	8.0
TOTALS	7-0	78-11.1	23-42	.548	5-8	.625	1-2	.500	6-7-13	1.9	4	1	0.1	5	0	1	52	7.4





22 - DARRELL REED

F /// 6-8 /// 211 /// FRESHMAN /// HS  
HAMMOND, IN (HAMMOND HS)

CAREER HIGHS

Points: -  
Field Goals: -  
Field Goals Attempted: -  
3-Pt Field Goals: -  
3-Pt Field Goals Attempted: -  
Free Throws: -  
Free Throws Attempted: -  
Rebounds: -  
Assists: -  
Steals: -  
Blocks: -  
Turnovers: -  
Minutes Played: -

MISCELLANEOUS

	21-22	ASU CAREER
Double-Figure Points	-	-
Double-Figure Rebounds	-	-
Double-Doubles	-	-
5+ Assists	-	-
Led team in Points	-	-
Led team in Rebounds	-	-
Led team in Blocks	-	-
Led team in Assists	-	-

REED NOTEBOOK


◆ Has not played this season due to injury.

2021-22 GAME-BY-GAME

Opponent	MIN	FG	FG%	3-PT	3PT%	FT	FT%	REB	AST	TO	BL	ST	PTS
Mobile													
at WKU													
at Vanderbilt													
at Missouri St.													
at Iowa State													
at Iowa													
NC Central													
Tuskegee													
North Alabama													
at Dayton													
Samford													
at Pepperdine													
at UCLA													
at Memphis													
at Texas Tech													
at MVSU													
at UAPB													
Jackson St.													
Alcorn State													
Alabama A&M													
at PVAMU													
at Texas Southern													
vs. B-CU													
Florida A&M													
at Grambling St.													
at Southern													
UAPB													
MVSU													
at Florida A&M													
at B-CU													
at Alabama A&M													
Southern													
Grambling St.													

REED'S CAREER STATISTICS

Opponent	GP-GS	MIN-AVG	FG-A	PCT	3PT-A	PCT	FT-A	PCT	OFF-DEF-TOT	AVG	PF	A	AST/G	TO	BLK	STL	PTS	AVG
2021-22																		
TOTALS																		



23 - ASHTON MCCLELLAND

G /// 6-0 /// 153 /// R-SOPHOMORE /// TR  
HOUSTON, TX (TEXAS SOUTHERN)

CAREER HIGHS

Points: 9, vs. LeTourneau (12/11/20)  
Field Goals: 3, vs. LeTourneau (12/11/20)  
Field Goals Attempted: 7, two times  
3-Pt Field Goals: 2, at Iowa (11/18/21)  
3-Pt Field Goals Attempted: 5, two times  
Free Throws: 2, vs. LeTourneau (12/11/20)  
Free Throws Attempted: 3, vs. LeTourneau (12/11/20)  
Rebounds: 3, at Iowa (11/18/21)  
Assists: 2, at Dayton (12/1/21)  
Steals: 1, vs. MVSU (2/23/21)  
Blocks: 0, 25 times  
Turnovers: 1, three times  
Minutes Played: 18, vs. LeTourneau (12/11/20)

MISCELLANEOUS

	21-22	ASU CAREER
Double-Figure Points	-	-
Double-Figure Rebounds	-	-
Double-Doubles	-	-
5+ Assists	-	-
Led team in Points	-	-
Led team in Rebounds	-	-
Led team in Blocks	-	-
Led team in Assists	1	1

MCCLELLAND NOTEBOOK

- ◆ Transfer from Texas Southern.
- ◆ Came off the bench in the second half against Iowa (11/18/21) and scored six points on a pair of three-pointers.

2021-22 GAME-BY-GAME

Opponent	MIN	FG	FG%	3-PT	3PT%	FT	FT%	REB	AST	TO	BL	ST	PTS
Mobile													
at WKU													
at Vanderbilt													
at Missouri St.													
at Iowa State													
at Iowa	17	2-7	.286	2-5	.400	0-0	.000	3	1	0	0	1	6
NC Central													
Tuskegee	5	1-1	1.000	1-1	1.000	0-0	.000	0	0	1	0	0	3
North Alabama													
at Dayton	11	1-5	.200	1-4	.250	0-0	.000	1	2	0	0	0	3
Samford													
at Pepperdine													
at UCLA													
at Memphis													
at Texas Tech													
at MVSU													
at UAPB													
Jackson St.													
Alcorn State													
Alabama A&M													
at PVAMU													
at Texas Southern													
vs. B-CU													
Florida A&M													
at Grambling St.													
at Southern													
UAPB													
MVSU													
at Florida A&M													
at B-CU													
at Alabama A&M													
Southern													
Grambling St.													

MCCLELLAND'S CAREER STATISTICS

Opponent	GP-GS	MIN-AVG	FG-A	PCT	3PT-A	PCT	FT-A	PCT	OFF-DEF-TOT	AVG	PF	A	AST/G	TO	BLK	STL	PTS	AVG
2019-20 (TSU)	12-0	30-2.5	4-17	.235	3-12	.250	1-2	.500	0-1-1	0.1	2	0	0.0	1	0	2	12	1.0
2020-21 (TSU)	10-0	43-4.3	5-15	.333	2-11	.182	2-3	.667	0-5-5	0.5	5	1	0.1	1	0	2	14	1.4
2021-22	2-0	27-13.5	3-12	.250	3-9	.333	0-0	.000	1-3-4	2.0	3	3	1.5	0	0	1	9	4.5
TOTALS	24-0	100-4.2	12-44	.273	8-32	.250	3-5	.600	1-9-10	0.4	10	4	0.2	2	0	5	35	1.5



24 - ISAIAH RANGE

G /// 6-3 /// 215 /// SOPHOMORE /// TR  
CEDAR HILL, TX (TARLETON STATE)

CAREER HIGHS

Points: 21, vs. Cameron (2/8/20)  
Field Goals: 10, vs. Cameron (2/8/20)  
Field Goals Attempted: 16, vs. Cameron (2/8/20)  
3-Pt Field Goals: 2, three times  
3-Pt Field Goals Attempted: 6, at WKU (11/9/21)  
Free Throws: 6, vs. Western New Mexico (1/18/20)  
Free Throws Attempted: 6, vs. W. New Mexico (1/18/20)  
Rebounds: 11, vs. St. Edward's (3/6/20)  
Assists: 4, vs. Western New Mexico (1/18/20)  
Steals: 4, at St. Edward's (1/30/20)  
Blocks: 2, vs. Texas A&M-Kingsville (1/2/20)  
Turnovers: 6, at Texas A&M-Kingsville (2/13/20)  
Minutes Played: 37, vs. Texas A&M-Kingsville (12/21/19)

MISCELLANEOUS

	21-22	ASU CAREER
Double-Figure Points	4	4
Double-Figure Rebounds	1	1
Double-Doubles	1	1
5+ Assists	-	-
Led team in Points	-	-
Led team in Rebounds	-	-
Led team in Blocks	-	-
Led team in Assists	2	2

RANGE NOTEBOOK

- ◆ Transfer from Tarleton State.
- ◆ Scored 14 points off the bench against WKU (11/9/21) and grabbed four rebounds.
- ◆ Recorded his first double-double against Iowa State (11/16/21) with 15 points and 10 rebounds.

2021-22 GAME-BY-GAME

Opponent	MIN	FG	FG%	3-PT	3PT%	FT	FT%	REB	AST	TO	BL	ST	PTS
Mobile	24	4-10	.400	2-5	.400	0-0	.000	5	3	4	0	0	10
at WKU	30	6-13	.462	2-6	.333	0-0	.000	4	2	6	1	0	14
at Vanderbilt	19	4-7	.571	1-2	.500	0-0	.000	3	2	2	0	2	9
at Missouri State	31	2-9	.222	1-4	.250	0-0	.000	6	0	6	0	2	5
at Iowa State	29	7-13	.538	0-3	.000	1-4	.250	10	3	5	0	1	15
at Iowa	14	1-2	.500	1-2	.500	0-0	.000	1	1	1	1	0	3
NC Central	34	5-10	.500	1-4	.250	0-0	.000	2	1	2	0	0	11
Tuskegee	13	4-5	.800	0-1	.000	1-1	1.000	2	1	3	1	0	9
North Alabama	32	4-12	.333	0-2	.000	1-3	.333	4	2	1	1	1	9
at Dayton	2	1-5	.200	0-2	.000	2-2	1.000	2	2	2	0	0	4
Samford													
at Pepperdine													
at UCLA													
at Memphis													
at Texas Tech													
at MVSU													
at UAPB													
Jackson St.													
Alcorn State													
Alabama A&M													
at PVAMU													
at Texas Southern													
vs. B-CU													
Florida A&M													
at Grambling St.													
at Southern													
UAPB													
MVSU													
at Florida A&M													
at B-CU													
at Alabama A&M													
Southern													
Grambling St.													

RANGE'S CAREER STATISTICS

Opponent	GP-GS	MIN-AVG	FG-A	PCT	3PT-A	PCT	FT-A	PCT	OFF-DEF-TOT	AVG	PF	A	AST/G	TO	BLK	STL	PTS	AVG
2019-20 (TARL)	30-20	711-23.7	117-237	.494	19-74	.257	28-53	.528	29-84-113	3.8	33	28	0.9	46	5	26	281	9.4
2021-22	8-6	211-26.4	30-71	.423	6-25	.240	4-9	.444	4-28-32	4.0	16	13	1.6	25	3	6	70	8.8
TOTALS	38-26	921-24.2	147-308	.477	25-99	.252	32-62	.516	33-112-145	3.8	49	41	1.1	71	8	32	351	9.2

STATISTICS (EXCLUDES EXHIBITION GAME AGAINST MOBILE)

2021-22 OVERALL STATISTICS

##	Player	Minutes		Total		3-pointers		Free Throws		Rebounds		PF	A	TO	Stl	Blk	Pts	Avg
		GP-GS	Tot-Avg	FG-A	FG%	3FG-A	3PT%	FT-FTA	FT%	Off-Def-Tot	Avg							
3	Liddell, Gerald	8-5	221-27.6	31-72	.431	8-18	.444	21-25	.840	7-34-41	5.1	28	18	16	10	8	91	11.4
0	Young, Trace	5-5	128-25.7	18-41	.439	7-22	.318	11-13	.846	1-18-19	3.8	10	7	9	3	5	54	10.8
2	O'Neal, Jordan	8-8	200-25.0	32-52	.615	0-0	.000	13-22	.591	15-28-43	5.4	33	3	16	5	12	77	9.6
24	Range, Isaiah	8-6	211-26.4	30-71	.423	6-25	.240	4-9	.444	4-28-32	4.0	16	13	25	6	3	70	8.8
14	McCray, Christian	6-0	69-11.5	21-38	.553	5-8	.625	1-2	.500	6-7-13	2.2	2	1	4	1	0	48	8.0
5	Reyna, Juan	8-5	194-24.3	20-52	.385	11-29	.379	11-11	1.000	1-18-19	2.4	18	8	21	2	0	62	7.8
20	Strawbridge, Kenny	8-8	221-27.6	26-59	.441	1-7	.143	6-14	.400	10-20-30	3.8	16	17	16	6	0	59	7.4
23	McClelland, Ashton	2-0	27-13.5	3-12	.250	3-9	.333	0-0	.000	1-3-4	2.0	3	3	0	1	0	9	4.5
15	Stewart, Kevion	7-0	53-7.6	6-21	.286	4-14	.286	8-10	.800	2-3-5	0.7	7	2	2	2	0	24	3.4
10	Barber, Michael	8-1	112-14.0	5-12	.417	0-1	.000	11-15	.733	13-18-31	3.9	13	2	11	7	8	21	2.6
4	Clark, E.J.	6-1	55-9.2	4-10	.400	1-4	.250	5-8	.625	0-3-3	0.5	5	2	6	0	0	14	2.3
11	Mitchell, Jayme	7-0	59-8.4	5-13	.385	0-4	.000	5-6	.833	1-7-8	1.1	6	3	8	2	2	15	2.1
1	Jackson, DJ	4-1	70-17.5	2-9	.222	1-3	.333	2-4	.500	2-6-8	2.0	9	7	11	5	0	7	1.8
13	Clark, Kareem	1-0	6-6.0	0-2	.000	0-0	.000	0-0	.000	0-0-0	0.0	0	0	1	0	0	0	0.0
Total		8	1625	203-464	.438	47-144	.326	98-140	.700	81-201-282	35.3	166	86	154	50	38	551	68.9
Opponents			1625	233-531	.439	71-215	.330	135-183	.738	110-195-305	38.1	131	127	101	67	31	672	84.0

TEAM STATISTICS		ASU	OPP
SCORING			
Total Points		551	672
Points Per Game		68.9	84.0
Scoring Margin		-15.1	-
SHOOTING			
FG: Made-Attempted		203-464	233-531
FG: Percentage		.438	.439
FG: Per Game		25.4	29.1
3PT: Made-Attempted		47-144	71-215
3PT: Percentage		.326	.330
3PT: Per Game		5.9	8.9
FT: Made-Attempted		98-140	135-183
FT: Percentage		.700	.738
FT: Per Game		12.3	16.9
REBOUNDING			
Total		282	305
Per Game		35.3	38.1
Margin		-2.8	--
ASSISTS			
Total		86	127
Per Game		10.8	15.9
TURNOVERS			
Total		154	101
Per Game		19.3	12.6
Margin		-6.7	-
Assist/Turnover Ratio		0.6	1.3
Points Off Turnovers		13.4	21.3
STEALS			
Total		50	67
Per Game		6.3	8.4
BLOCKS			
Total		38	31
Per Game		4.8	3.9
ATTENDANCE			
Total		1382	48868
Per Game		2-691	6-8,145

2021-22 GAME-BY-GAME STATISTICS (EXCLUDES EXHIBITION GAME AGAINST MOBILE)

Opponent	Date	Score	w/l	fgm/a	pct	3fg/a	pct	ftm/a	pct	off-def-tot	avg	ast	to	blk	stl	pts	avg
Alabama State at WKU	11.9.21	74-79	L	28-58	.483	9-22	.409	9-11	.818	8-29-37	37.0	14	23	5	6	74	74.0
				28-64	.438	6-19	.316	17-30	.567	14-23-37	37.0	13	17	4	9	79	79.0
Alabama State at Vanderbilt	11.10.21	72-91	L	26-52	.500	6-19	.316	14-17	.824	6-22-28	32.5	7	24	5	8	72	73.0
				29-64	.453	8-28	.286	25-33	.758	17-21-38	37.5	17	15	3	11	91	85.0
Alabama State at Missouri State	11.13.21	60-78	L	24-62	.387	4-19	.211	8-12	.667	9-24-33	32.7	6	16	4	7	60	68.7
				27-63	.429	8-30	.267	16-19	.842	13-31-44	39.7	13	14	7	9	78	82.7
Alabama State at Alabama State	11.16.21	60-68	L	25-57	.439	4-15	.267	6-12	.500	12-32-44	35.5	10	23	7	6	60	66.5
				26-70	.371	1-20	.050	15-19	.789	13-23-36	38.8	13	8	6	12	68	79.0
Alabama State at Iowa State	11.18.21	82-108	L	29-59	.492	11-24	.458	13-19	.684	7-20-27	33.8	17	14	2	8	82	69.6
				38-73	.521	20-44	.455	12-16	.750	18-26-44	39.8	28	10	2	7	108	84.8
North Carolina Central at Alabama State	11.20.21	80-74	W	27-71	.380	4-25	.160	16-25	.640	10-23-33	38.7	11	16	2	7	74	83.0
				27-62	.435	7-20	.350	19-28	.679	14-31-45	35.7	14	19	5	9	80	71.3
Tuskegee at Alabama State	11.22.21	91-65	W	24-57	.421	6-26	.231	11-21	.524	9-21-30	37.4	9	21	3	10	65	80.4
				31-58	.534	7-17	.412	22-38	.579	11-29-40	36.3	19	14	4	12	91	74.1
North Alabama at Alabama State	11.28/21	69-81	L	28-63	.444	14-28	.500	11-14	.786	10-20-30	37.4	16	13	5	2	81	82.7
				25-60	.417	1-8	.125	18-26	.692	15-23-38	36.0	5	18	5	6	69	71.0
Alabama State at Dayton	12.1.21	54-93	L	19-54	.352	5-17	.294	11-15	.733	10-20-30	35.3	13	17	5	1	54	68.9
				30-63	.476	10-21	.476	23-27	.852	15-28-43	38.1	16	8	2	10	93	84.0



2021-22 GAME-BY-GAME STATISTICS (EXCLUDES EXHIBITION GAME AGAINST MOBILE)

ALABAMA STATE GAME HIGHS

Points	91	vs. Tuskegee (11/22/2021)
Field Goals Made	31	vs. Tuskegee (11/22/2021)
Field Goal Attempts	62	vs. North Carolina Central (11/20/2021) at Missouri State (11/13/2021)
Field Goal Percentage	.534 (31-58)	vs. Tuskegee (11/22/2021)
3-Point Field Goals Made	11	at Iowa (11/18/2021)
3-Point Field Goals Attempted	24	at Iowa (11/18/2021)
3-Point Field Goal Percentage	.458 (11-24)	at Iowa (11/18/2021)
Free Throws Made	22	vs. Tuskegee (11/22/2021)
Free Throw Attempts	38	vs. Tuskegee (11/22/2021)
Free Throw Percentage	.824 (14-17)	at WKU (11/9/2021)
Rebounds	45	vs. North Carolina Central (11/20/2021)
Assists	19	vs. Tuskegee (11/22/2021)
Steals	12	vs. Tuskegee (11/22/2021)
Blocks	7	at Iowa State (11/16/2021)
Turnovers	24	at Vanderbilt (11/10/2021)
Fouls	27	at WKU (11/9/2021)

OPPONENT GAME HIGHS

Points	108	Iowa (11/18/2021)
Field Goals Made	38	Iowa (11/18/2021)
Field Goal Attempts	73	Iowa (11/18/2021)
Field Goal Percentage	.521 (38-73)	Iowa (11/18/2021)
3-Point Field Goals Made	20	Iowa (11/18/2021)
3-Point Field Goals Attempted	44	Iowa (11/18/2021)
3-Point Field Goal Percentage	.500 (14-28)	North Alabama (11/28/2021)
Free Throws Made	25	Vanderbilt (11/10/2021)
Free Throw Attempts	33	Vanderbilt (11/10/2021)
Free Throw Percentage	.852 (23-27)	Dayton (12/1/2021)
Rebounds	44	Iowa (11/18/2021) Missouri State (11/13/2021)
Assists	28	Iowa (11/18/2021)
Steals	12	Iowa State (11/16/2021)
Blocks	7	Missouri State (11/13/2021)
Turnovers	21	Tuskegee (11/22/2021)
Fouls	24	Tuskegee (11/22/2021)

ALABAMA STATE INDIVIDUAL GAME HIGHS

Points	23	Trace Young at WKU (11/9/2021)
Field Goals Made	9	Trace Young at WKU (11/9/2021)
Field Goal Attempts	17	Gerald Liddell vs. North Carolina Central (11/20/2021)
Field Goal Percentage	.833 (5-6)	Jordan O'Neal at Vanderbilt (11/10/2021)
3-Point Field Goals Made	4	Juan Reyna vs. North Carolina Central (11/20/2021) Christian McCray at Iowa (11/18/2021)
3-Point Field Goals Attempted	8	Juan Reyna vs. North Carolina Central (11/20/2021) Trace Young at WKU (11/9/2021)
3-Point Field Goal Percentage	1.000 (2-2)	Gerald Liddell at WKU (11/9/2021)
Free Throws Made	7	Kevion Stewart at Dayton (12/1/2021) Gerald Liddell vs. North Alabama (11/28/2021) Gerald Liddell vs. North Carolina Central (11/20/2021) Jordan O'Neal vs. North Carolina Central (11/20/2021)
Free Throw Attempts	12	Jordan O'Neal vs. North Carolina Central (11/20/2021)
Free Throw Percentage	1.000 (6-6) 1.000 (4-4) 1.000 (3-3)	Juan Reyna at WKU (11/9/2021) Jayme Mitchell at Vanderbilt (11/10/2021) Trace Young at Iowa (11/18/2021)
Rebounds	14	Jordan O'Neal vs. North Carolina Cental (11/20/2021)
Assists	5	DJ Jackson vs. Tuskegee (11/22/2021) Kenny Strawbridge at WKU (11/9/2021)
Steals	4	Gerald Liddell vs. North Carolina Central (11/20/2021)
Blocks	4	Jordan O'Neal at Dayton (12/1/2021) Gerald Liddell vs. North Carolina Central (11/20/2021)
Turnovers	7	DJ Jackson vs. North Carolina Central (11/20/2021)
Fouls	5	Jordan O'Neal at Dayton (12/1/2021) Jordan O'Neal vs. North Carolina Central (11/20/2021) Gerald Liddell at Iowa State (11/6/2021) DJ Jackson at Vanderbilt (11/10/2021) Jordan O'Neal at WKU (11/9/2021) Gerald Liddell at WKU (11/9/2021)

OPPONENT INDIVIDUAL GAME HIGHS

Points	31	Isiaih Mosley, Missouri State (11/13/2021)
Field Goals Made	12	Isiaih Mosley, Missouri State (11/13/2021)
Field Goal Attempts	22	Devin Booker, Tuslkegee (11/22/2021) Randy Miller, Jr., North Carolina Central (11/20/2021) Isiaih Mosley, Missouri State (11/13/2021)
Field Goal Percentage	.714 (5-7)	Jaylen Butz, WKU (11/9/2021)
3-Point Field Goals Made	5	Payton Sandfort, Iowa (11/18/2021)
3-Point Field Goals Attempted	12	Devin Booker, Tuskegee (11/22/2021) Payton Sandfort, Iowa (11/18/2021)
3-Point Field Goal Percentage	1.000 (2-2)	Sherman Brashear, WKU (11/9/2021)
Free Throws Made	9	Tyrese Hunter, Iowa State (11/16/2021)
Free Throw Attempts	10	Tyrese Hunter, Iowa State (11/16/2021)
Free Throw Percentage	1.000 (8-8) 1.000 (3-3)	Malachi Smith, Dayton (12/1/2021) Isiaih Mosley, Missouri State (11/13/2021)
Rebounds	14	Gaige Prim, MIssouri State (11/13/2021)
Assists	11	Joe Toussaint, Iowa (11/18/2021)
Steals	5	Malachi Smith, Dayton (12/1/2021)
Blocks	5	Gaige Prim, Missouri State (11/13/2021)
Turnovers	5	Jairus Hamilton, WKU (11/9/2021) Dayvion McKnight, WKU (11/9/2021)
Fouls	5	Isaac Chatman, North Alabama (11/28/2021) Dontavious King, North Carolina Central (11/20/2021)



GAME RECAPS

GAME 4  
Missouri State 78, Alabama State 60  
November 13, 2021

SPRINGFIELD, Mo. | Gerald Liddell (Cibola, Texas) led four players in double figures for Alabama State as the Hornets dropped their third consecutive road game to open the season, falling to Missouri State 78-60 at JQH Arena on Saturday night.

Liddell finished the night 14 points on 6-of-13 shooting from the floor and picked up three steals, while Kenny Strawbridge (Rockford, Ill.) finished with 12 points on 5-of-10 shooting from the floor with a pair of blocked shots. Jordan O'Neal (Mobile, Ala.) chipped in with 11 points and a pair of blocked shots.

Juan Reyna (San Antonio, Texas) scored in double figures for the third consecutive game, adding 10 points with a pair of three-pointers for the Hornets who finished the night shooting 38.7 (24-of-62) percent from the floor. They also shot 21.1 (4-of-19) percent from beyond the arc and 66.7 (8-fo-12) percent from the free throw line.

Meanwhile, Isiah Mosley led Missouri State (1-1) with 31 points on 12-of-22 shooting from the floor, while Gaige Prim finished with a double-double scoring 11 points and grabbing 14 rebounds.

Missouri State shot 42.9 (27-of-63) percent from the floor and 26.7 (8-of-30) percent from beyond the arc, while also shooting 84.2 (16-of-19) percent from the free throw line.

Official Basketball Box Score - Final									
Alabama St. at Missouri St.									
11/13/21 JQH Arena, Springfield									
Game Time: 7:00 PM									
Game Duration: 1:00									
Attendance: 1,000									
Officiate: Gary Marshall, Anthony Pate, Brandon Smith									
Alabama St. - 60									
Record: 0-3									
NO. Name	Min	FG	3P	FT	Rebounds	Fouls	TP	AS	ST
0 Trace Young	25:28	0-4	1-2	0-0	3	3	1	1	2
2 Jordan O'Neal	25:28	5-9	0-0	1-3	4	1	1	1	2
5 Juan Reyna	31:51	4-9	2-5	0-0	5	2	1	1	1
20 Kenny Strawbridge	31:55	5-10	0-1	2-3	2	2	3	4	12
24 Isaiah Range	31:51	2-8	1-4	0-0	6	3	0	0	0
3 Gerald Liddell	30:13	6-10	0-0	2-3	1	2	3	4	14
10 Michael Barber	16:35	0-0	0-0	2-2	0	0	1	1	2
11 Jayme Mitchell	10:27	0-2	0-1	0-0	0	1	1	2	0
14 Christian McCray	06:32	1-2	0-0	1-0	1	0	0	2	1
15 Keaton Stewart	06:03	1-4	1-2	0-0	1	0	0	0	1
Team		2	7	0	0	1			
Totals	24:42	4-10	6-12	3-4	33	22	12	40	8
Technical Fouls: NONE									
Missouri St. - 78									
Record: 1-1									
NO. Name	Min	FG	3P	FT	Rebounds	Fouls	TP	AS	ST
5 Donovan Clay	7:30	3-10	0-2	0-0	4	4	1	0	3
14 Gaige Prim	35:45	4-6	0-0	3-5	1	15	14	2	5
0 Demarcus Sharp	33:58	1-4	0-2	2-2	1	2	0	3	4
1 Isaiah Mosley	32:14	12-22	4-10	3-4	1	5	2	4	11
4 Ja'Morris Black	23:05	5-12	1-11	2-3	3	3	2	1	2
33 Dawson Capper	08:15	1-2	0-0	2-2	1	2	3	0	1
14 Keaton Henry	21:27	0-4	0-3	2-2	1	3	1	1	0
25 Lylayne Patterson	12:21	1-3	0-2	0-0	0	0	2	0	1
2 Joseph Henry	12:10	0-0	0-0	2-2	2	2	0	2	2
Team		27	6	30	15	31	44	12	25
Totals	27:43	6-30	15-31	44	12	25	15	14	9
Technical Fouls: NONE									
ASU MSU									
Biggest lead	0	11	20	0	21	27	12	1	1
Best Scoring Run	0	11	20	0	21	27	12	1	1
Lead Changes	0	11	20	0	21	27	12	1	1
Times Tied	0	11	20	0	21	27	12	1	1
Time with Lead	0:00	39:32							
LIVESTATS									

GAME 5  
Iowa State 68, Alabama State 60  
November 16, 2021

AMES, Iowa | Despite being down by double figures in the second half, Alabama State fought back to get to within three on the road in a hostile environment before falling to Iowa State 68-60 at the Hilton Coliseum on Tuesday night.

The two teams battled throughout the first half and into the second half before Iowa State (3-0) was able to go on a run to take a 14-point lead with 10:11 to play in the game. Alabama State (0-4) went on a 16-5 run over the next six minutes to pull to within 56-53 on a Trace Young (Owensboro, Ky.) jumper.

The Hornets had a pair of chances to tie the game in the final three minutes but couldn't convert and turned the ball over three times which allowed Iowa State to pull away down the stretch.

Isaiah Range (Cedar Hill, Texas) recorded his first double-double on the night with 15 points and 10 rebounds, while connecting on 7-of-13 from the floor. Jordan O'Neal (Mobile, Ala.) added 12 points and six rebounds, while Young added nine points and six rebounds in the loss.

The Hornets ended the night shooting 43.9 (25-of-57) percent from the floor and 26.7 (4-of-15) percent from beyond the arc. They also converted on 50 (6-of-12) percent from the free throw line, while grabbing 44 rebounds.

Meanwhile, Iowa State shot 37.1 (26-of-70) percent from the floor and were held to just 5.0 (1-of-20) percent shooting from beyond the arc. They also shot 78.9 (15-of-19) percent from the free throw line, while forcing Alabama State into 23 turnovers.

Izaiah Brockington led the Cyclones with a game-high 23 points and grabbed 13 rebounds, while Tyrese Hunter added

Official Basketball Box Score - Final									
Alabama St. at Iowa State									
11/16/21 JQH Arena, Ames, Iowa									
Game Time: 7:00 PM									
Game Duration: 1:00									
Attendance: 12,100									
Officiate: Phil Hargrove, Patrick Adams, Andy Barker									
Alabama State - 60									
Record: 0-4									
NO. Name	Min	FG	3P	FT	Rebounds	Fouls	TP	AS	ST
0 Trace Young	25:48	4-12	1-4	0-0	1	5	6	3	2
2 Jordan O'Neal	25:48	5-7	0-0	2-2	2	4	2	1	3
5 Juan Reyna	32:17	1-5	0-2	0-0	1	3	4	0	0
20 Kenny Strawbridge	32:17	3-9	0-0	0-0	1	2	3	2	0
24 Isaiah Range	32:00	7-10	0-3	1-4	2	8	10	3	1
3 Gerald Liddell	20:34	2-2	1-1	0-0	0	4	5	1	5
10 Michael Barber	14:20	2-0	0-0	0-0	0	3	3	0	0
4 E.J. Clark	16:58	2-4	1-3	2-4	1	1	0	2	0
11 Jayme Mitchell	05:20	0-1	0-0	0-0	0	0	0	0	0
15 Keaton Stewart	05:02	1-4	1-2	1-2	1	1	1	4	0
Team		5	1	6	0	1			
Totals	25:47	4-15	6-12	12-32	44	19	14	40	12
Technical Fouls: NONE									
Iowa State - 68									
Record: 3-0									
NO. Name	Min	FG	3P	FT	Rebounds	Fouls	TP	AS	ST
4 George Condit	13:34	1-1	0-0	0-0	0	4	3	0	2
20 Isaiah Brockington	32:28	1-3	0-0	2-2	4	6	2	1	0
1 Isaiah Brockington	05:54	9-17	0-2	5-7	4	13	0	4	23
11 Tyrese Hunter	32:24	5-8	0-4	0-0	1	2	4	18	4
22 Gabe Kilbreath	05:41	4-5	0-5	0-0	2	3	2	8	3
3 Caleb Gull	22:19	1-8	0-4	0-0	1	2	2	1	1
12 Robert Jones	14:34	4-6	0-0	1-2	0	2	0	1	8
5 Alize Kunc	17:59	1-3	1-3	0-0	2	4	1	5	0
3 The Jackson	11:57	0-2	0-2	0-0	0	1	0	1	2
Team		26	10	20	15	19	23	36	14
Totals	26:20	44	15	19	23	36	14	68	12
Technical Fouls: NONE									
ASU ISU									
Biggest lead	2	11	20	0	21	27	12	1	1
Best Scoring Run	2	11	20	0	21	27	12	1	1
Lead Changes	2	11	20	0	21	27	12	1	1
Times Tied	2	11	20	0	21	27	12	1	1
Time with Lead	0:24	34:54							
LIVESTATS									

GAME 6  
Iowa 108, Alabama State 82  
November 18, 2021

IOWA CITY, Iowa | Christian McCray (Las Vegas, Nev.) led three players in double figures on Thursday night, but it wasn't enough as Iowa set a school record for three-pointers in defeating the Hornets 108-82 at Carver-Hawkeye Arena.

The game was the final game of a five-game, 10-day road trip for Alabama State (0-5).

McCray came off the bench to score a career-high 20 points in just 16 minutes of action, hitting 8-of-12 shots from the floor including 4-of-5 from beyond the arc. He was joined in double figures by Gerald Liddell (Cibola, Texas) who finished with 19 points on 6-of-11 shooting from the floor.

The two were part of a group that outscored Iowa (4-0) 63-51 off the bench.

Michael Barber (Jackson, Miss.) added seven points and ten rebounds off the bench, while Ashton McClelland (Houston, Texas) added six on a pair of three-pointers. Trace Young (Owensboro, Ky.) added 10 points for the Hornets who outscored Iowa in the second half.

Alabama State shot 49.2 (29-of-59) percent from the floor and 45.8 (11-of-24) percent from beyond the arc. They also connected on 68.4 (13-of-19) percent from the free throw line. Meanwhile, the Hawkeyes shot 52.1 (38-of-73) percent from the floor and 45.5 (20-of-44) percent from beyond the arc. They also shot 75 (12-of-16) percent from the free throw line.

Keegan Murry led Iowa with 26 points and Payton Sandfort added 21. Jordan Bohannon added 12 (all on three-pointers) and became the all-time leader in three-pointers made in Big Ten history.

Official Basketball Box Score - Final									
Alabama St. at Iowa									
11/18/21 Carver-Hawkeye Arena, Iowa City									
Game Time: 8:00 PM									
Game Duration: 1:40									
Attendance: 1,007									
Officiate: Chris Brown, Colton Young, Steve Odoms									
Alabama State - 82									
Record: 0-5									
NO. Name	Min	FG	3P	FT	Rebounds	Fouls	TP	AS	ST
0 Trace Young	13:17	2-5	1-2	3-3	0	0	1	1	10
2 Jordan O'Neal	16:20	0-0	0-0	0-0	0	0	0	0	0
5 Juan Reyna	13:38	0-1	0-1	0-0	0	3	3	0	0
20 Kenny Strawbridge	07:41	3-5	0-2	0-1	0	0	0	0	6
24 Isaiah Range	14:12	1-2	1-2	0-0	1	1	0	3	1
3 Gerald Liddell	29:19	8-11	2-3	5-6	0	3	2	19	4
4 E.J. Clark	06:48	0-1	0-0	0-0	1	1	0	5	1
11 Jayme Mitchell	11:40	2-5	0-2	1-2	0	1	1	0	2
15 Keaton Stewart	08:06	2-2	1-1	0-0	0	1	0	5	1
1 DU Jackson	20:08	0-3	0-1	1-2	0	1	1	1	0
14 Christian McCray	16:34	8-12	4-5	0-0	1	0	0	0	2
23 Ashton McClelland	16:34	2-7	2-5	0-1	2	3	0	6	1
Team		1	2	2					
Totals	29:59	11-24	13-19	20-27	17	14	62	17	4
Technical Fouls: NONE									
Iowa - 108									
Record: 11-0									
NO. Name	Min	FG	3P	FT	Rebounds	Fouls	TP	AS	ST
0 Tyus Robinson	17:28	2-2	1-1	2-2	2	4	1	1	1
15 Keegan Murry	21:41	10-16	2-5	4-6	2	4	1	3	26
2 Joe Toussaint	24:07	4-6	2-2	1-1	2	3	0	3	11
3 Jordan Bohannon	07:47	4-8	0-0	0-1	1	1			
10 Ashton Murray	16:20	1-2	0-0	2-2	2	4	1	1	2
23 Krista Bynum	17:24	5-19	3-5	2-3	6	8	2	7	1
4 Abene Iles	15:51	0-3	0-2	0-0	1	1	1	2	0
11 Tony Penick	16:53	2-6	1-3	0-0	1	1	2	0	0
23 Taylor Sandfort	20:48	7-15	0-2	0-2	2	2	0	0	17
31 Chris Ogundimu	07:57	0-0	0-0	1-1	2	0	0	2	0
44 Riley Murray	08:30	0-0	0-0	2-2	0	0	0	1	0
13 Austin May	08:03	1-5	0-0	0-0	1	1	0	0	7
25 Luis Lualaba	02:17	1-1	1-1	0-0	0	0	0	0	0
Team		1	2	2					
Totals	39:27	20-44	12-16	18-26	44	14	17	108	28
Technical Fouls: NONE									
Shooting By Period									
1st	FG%	12-20	68.7%						
2nd	FG%	11-20	55.0%						
3rd	FG%	6-13	46.2%						
4th	FG%	10-36	27.8%						
OT	FG%	2-9	22.2%						
Game	FG%	20-44	45.5%						
1st	3PT%	12-16	75.0%						
2nd	3PT%	6-13	46.2%						
3rd	3PT%	2-5	40.0%						
4th	3PT%	8-20	40.0%						
OT	3PT%	2-5	40.0%						
Game	3PT%	20-44	45.5%						
Shooting By Player									
1st	FG%	12-20	68.7%						
2nd	FG%	11-20	55.0%						
3rd	FG%	6-13	46.2%						
4th	FG%	10-36	27.8%						
OT	FG%	2-9	22.2%						
Game	FG%	20-44	45.5%						
1st	3PT%	12-16	75.0%						
2nd	3PT%	6-13	46.2%						
3rd	3PT%	2-5	40.0%						
4th	3PT%	8-20	40.0%						
OT	3PT%	2-5	40.0%						
Game	3PT%	20-44	45.5%						
Shooting By Team									
1st	FG%	12-20	68.7%						
2nd	FG%	11-20	55.0%						
3rd	FG%	6-13	46.2%						
4th	FG%	10-36	27.8%						
OT	FG%	2-9	22.2%						
Game	FG%	20-44	45.5%						
1st	3PT%	12-16	75.0%						
2nd	3PT%	6-13	46.2%						
3rd	3PT%	2-5	40.0%						
4th	3PT%	8-20	40.0%						
OT	3PT%	2-5	40.0%						
Game	3PT%	20-44	45.5%						
Shooting By Period									
1st	FG%	12-20	68.7%						
2nd	FG%	11-20	55.0%						
3rd	FG%	6-13	46.2%						
4th	FG%	10-36	27.8%						
OT	FG%	2-9	22.2%						
Game	FG%	20-44	45.5%						
1st	3PT%	12-16	75.0%						
2nd	3PT%	6-13	46.2%						
3rd	3PT%	2-5	40.0%						
4th	3PT%	8-20	40.0%						
OT	3PT%	2-5	40.0%						
Game	3PT%	20-44	45.5%						
Shooting By Player									
1st	FG%	12-20	68.7%						
2nd	FG%	11-20	55.0%						
3rd	FG%	6-13	46.2%						
4th	FG%	10-36	27.8%						
OT	FG%	2-9	22.2%						
Game	FG%	20-44	45.5%						
1st	3PT%	12-16	75.0%						
2nd	3PT%	6-13	46.2%						
3rd	3PT%	2-5	40.0%						
4th	3PT%	8-20	40.0%						
OT	3PT%	2-5	40.0%						
Game	3PT%	20-44	45.5%						
Shooting By Team									
1st	FG%	12-20	68.7%						
2nd	FG%	11-20	55.0%						
3rd	FG%	6-13	46.2%						
4th	FG%	10-36	27.8%						
OT	FG%	2-9	22.2%						
Game	FG%	20-44	45.5%						
1st	3PT%	12-16	75.0%						
2nd	3PT%	6-13	46.2%						
3rd	3PT%	2-5	40.0%						
4th	3PT%	8-20	40.0%						
OT	3PT%	2-5	40.0%						
Game	3PT%	20-44	45.5%						
Shooting By Period									
1st	FG%	12-20	68.7%						
2nd	FG%	11-20	55.0%						
3rd	FG%	6-13	46.2%						
4th	FG%	10-36	27.8%						
OT	FG%	2-9	22.2%						
Game	FG%	20-44	45.5%						
1st	3PT%	12-16	75.0%						
2nd	3PT%	6-13	46.2%						
3rd	3PT%	2-5	40.0%						
4th	3PT%	8-20	40.0%						
OT	3PT%	2-5	40.0%						
Game	3PT%	20-44	45.5%						
Shooting By Player									
1st	FG%	12-20	68.7%						
2nd	FG%	11-20	55.0%						
3rd	FG%	6-13	46.2%						
4th	FG%	10-36	27.8%						
OT	FG%	2-9	22.2%						
Game	FG%	20-44	45.5%						
1st	3PT%	12-16	75.0%						
2nd	3PT%	6-13	46.2%						
3rd	3PT%	2-5	40.0%						
4th	3PT%	8-20	40.0%						
OT	3PT%	2-5	40.0%						
Game	3PT%	20-44	45.5%						
Shooting By Team									
1st	FG%	12-20	68.7%						
2nd	FG%	11-20	55.0%						
3rd	FG%	6-13	46.2%						
4th	FG%	10-36	27.8%						
OT	FG%	2-9	22.2%						
Game	FG%	20-44	45.5%						
1st	3PT%	12-16	75.0%						
2nd	3PT%	6-13	46.2%						
3rd	3PT%	2-5	40.0%						
4th	3PT%	8-20	40.0%						
OT	3PT%	2-5	40.0%						
Game	3PT%	20-44	45.5%						
Shooting By Period									
1st	FG%	12-20	68.7%						
2nd	FG%	11-20	55.0%						
3rd	FG%	6-13	46.2%						
4th	FG%	10-36	27.8%						
OT	FG%	2-9	22.2%						
Game	FG%	20-44	45.5%						
1st	3PT%	12-16	75.0%						



GAME RECAPS

GAME 10  
Dayton 91, Alabama State 54  
December 1, 2021

DAYTON, Ohio | Alabama State trailed early after scoring the first basket of the game but couldn't keep up with the hot-shooting of Dayton in a 93-54 loss at UD Arena on Wednesday night.

Dayton finished the night shooting 47.6 (30-of-63) percent from the floor for the game, but in the second half shot 51.4 (18-of-35) percent including 54.5 (6-of-11) percent from beyond the arc. For the game, the Flyers shot 47.6 (10-of-21) percent from beyond the arc and 85.2 (23-of-27) percent from the free throw line.

Meanwhile, Alabama State (1-7) ended the night shooting 35.2 (19-of-54) percent from the floor and 28.4 (5-of-17) percent from beyond the arc, while shooting 73.3 (11-of-15) percent from the free throw line.

Jordan O'Neal (Mobile, Ala.) led Alabama State with 10 points and four blocked shots, while Kevion Stewart (Memphis, Tenn.) added 10 points off the bench. Michael Barber (Jackson, Miss.) led the Hornets with seven rebounds. Meanwhile, Dayton (5-3) had four players in double figures led by Kobe Elvis with 16. Malachi Smith added 14 points, seven rebounds and five assists for the Flyers.

NCAA

Official Basketball Box Score - Final

Alabama St. at Dayton

12/01/21 University of Dayton Arena, Dayton, Ohio

2021-22 NCAA Men's Basketball

Game Time: 1:00 PM

Game Duration: 1:50

Attendance: 13,607

Alabama St. - 54

Record: 2-7

NO.	Name	Min	FG	3P	FT	Rebounds	Fouls	TP	AS	TO	ST	Blocks	pts	Shooting By Period						
			fga	3pa	fta	(fg) (fga) (3pt) (fta) (pts)								1 <sup>st</sup>	2 <sup>nd</sup>	3 <sup>rd</sup>	4 <sup>th</sup>	OT		
2	Jordan O'Neal	28:50	5-10	0-0	0-0	0 2 2 5 1	10	1	0	0	4	0	38	3PT%	0.0	0.0	0.0	0.0		
3	Gerard Laddell	7:27	2-6	0-0	0-0	1 3 4 3 2	5	2	0	1	2	0	10	3PT%	0.0	0.0	0.0	0.0		
10	Michael Barber	26:32	1-3	0-1	2-2	4 3 7 0 2	4	1	2	1	0	0	26	3PT%	0.0	0.0	0.0	0.0		
20	Kenny Strawbridge	24:20	1-3	1-1	0-0	1 5 6 2 2	3	2	1	0	0	0	30	3PT%	0.0	0.0	0.0	0.0		
24	Isaiah Range	21:48	1-5	0-2	0-2	0 2 2 3 2	4	2	2	0	0	0	13	3PT%	0.0	0.0	0.0	0.0		
5	Juan Rayna	17:50	1-5	0-0	0-0	0 1 1 0 0	2	1	3	0	1	0	19	3PT%	0.0	0.0	0.0	0.0		
12	Kevion Clark	05:21	0-0	0-0	0-0	0 0 0 0 0	0	0	0	0	0	0	14	3PT%	0.0	0.0	0.0	0.0		
14	Christian McCray	18:12	3-6	1-1	0-0	1 2 3 0 1	7	0	0	0	0	0	13	3PT%	0.0	0.0	0.0	0.0		
4	E.J. Clark	07:03	2-3	0-0	0-0	0 0 0 1 2	4	1	0	0	0	0	7	3PT%	0.0	0.0	0.0	0.0		
23	Ashton McChaffard	11:05	1-5	1-4	0-0	0 1 1 1 1	3	2	0	0	0	0	7	3PT%	0.0	0.0	0.0	0.0		
11	Jayma Mitchell	07:02	1-1	0-0	0-0	0 0 0 0 1	2	0	1	0	0	0	0	3PT%	0.0	0.0	0.0	0.0		
15	Kevion Stewart	08:30	1-2	1-2	1-1	1 1 2 1 5	10	1	1	0	0	0	6	3PT%	0.0	0.0	0.0	0.0		
Team										2	0	2	0	Dead Ball Rebounds: 1, 0						
Totals										19-54	5-17	11-15	10	15	1	3	2	30		
										Technical Fouls: NONE										

Dayton - 93

Record: 5-3

NO.	Name	Min	FG	3P	FT	Rebounds	Fouls	TP	AS	TO	ST	Blocks	pts	Shooting By Period							
			fga	3pa	fta	(fg) (fga) (3pt) (fta) (pts)								1 <sup>st</sup>	2 <sup>nd</sup>	3 <sup>rd</sup>	4 <sup>th</sup>	OT			
2	Guarnani Camara	18:39	4-12	1-4	7-8	3 4 7 3 4	16	1	0	0	0	2	32	3PT%	0.0	0.0	0.0	0.0			
10	Darion Holmes II	25:26	3-5	0-0	0-0	1 7 8 1 0	4	1	1	0	2	0	30	3PT%	0.0	0.0	0.0	0.0			
23	R.J. Blunney	21:38	3-5	1-2	1-1	2 3 5 2 2	8	2	1	1	0	0	19	3PT%	0.0	0.0	0.0	0.0			
11	Malachi Smith	23:44	3-5	1-1	8-8	1 6 7 2 5	15	0	1	0	0	1	36	3PT%	0.0	0.0	0.0	0.0			
24	Kobe Elvis	22:18	5-8	2-3	2-4	0 0 0 1 2	15	1	0	0	0	0	27	3PT%	0.0	0.0	0.0	0.0			
22	Mu'atha Amzoll	23:16	4-7	3-4	0-0	1 0 1 1 2	11	0	0	0	0	1	21	3PT%	0.0	0.0	0.0	0.0			
4	Koby Gray	16:50	3-5	2-4	0-0	1 1 2 1 0	6	1	1	1	0	0	15	3PT%	0.0	0.0	0.0	0.0			
3	Lynn Greer III	13:51	2-7	0-0	1-2	0 3 3 1 2	5	0	0	1	0	0	3	3PT%	0.0	0.0	0.0	0.0			
14	Mu'atha Amzoll	14:09	4-5	0-0	0-0	2 1 3 1 1	0	0	0	0	0	0	10	3PT%	0.0	0.0	0.0	0.0			
12	Zion Nwajia	09:24	0-1	0-1	0-0	0 1 1 1 0	0	1	1	0	0	0	5	3PT%	0.0	0.0	0.0	0.0			
10	Kaleb Washington	04:55	0-0	0-0	2-2	0 0 0 0 1	1	2	1	1	0	0	0	0	3PT%	0.0	0.0	0.0	0.0		
33	Christian Wilson	02:55	0-0	0-0	1-2	0 1 1 1 1	1	0	0	2	0	0	0	0	3PT%	0.0	0.0	0.0	0.0		
42	Brady Uhl	00:25	0-0	0-0	0-0	0 0 0 0 0	0	0	0	0	0	0	0	0	3PT%	0.0	0.0	0.0	0.0		
35	Drew Swadlow	00:25	0-0	0-0	0-0	0 0 0 0 0	0	0	0	0	0	0	0	0	3PT%	0.0	0.0	0.0	0.0		
Team										3	2	5	0	Dead Ball Rebounds: 2, 0							
Totals										30-60	10-21	23-27	15	28	43	19	19	93			
										Technical Fouls: NONE											

ASU

DAY

Points From

Turnovers

Paint

Fast Breaks

Bench

Period by Period Scoring

1<sup>st</sup> 2<sup>nd</sup> 3<sup>rd</sup> 4<sup>th</sup>

ASU 23 31 54

ASU 36 57 93

ASU 36 57 93

ASU 36 57 93

ASU 36 57 93

ASU 36 57 93

ASU 36 57 93

ASU 36 57 93

ASU 36 57 93

ASU 36 57 93

ASU 36 57 93

ASU 36 57 93

ASU 36 57 93

ASU 36 57 93

ASU 36 57 93

ASU 36 57 93

ASU 36 57 93

ASU 36 57 93

ASU 36 57 93

ASU 36 57 93

ASU 36 57 93

ASU 36 57 93

ASU 36 57 93

ASU 36 57 93

ASU 36 57 93

ASU 36 57 93

ASU 36 57 93

ASU 36 57 93

ASU 36 57 93

ASU 36 57 93

ASU 36 57 93

ASU 36 57 93

ASU 36 57 93

ASU 36 57 93

ASU 36 57 93

ASU 36 57 93

ASU 36 57 93

ASU 36 57 93

ASU 36 57 93

ASU 36 57 93

ASU 36 57 93

ASU 36 57 93

ASU 36 57 93

ASU 36 57 93

ASU 36 57 93

ASU 36 57 93

ASU 36 57 93

ASU 36 57 93

ASU 36 57 93

ASU 36 57 93

ASU 36 57 93

ASU 36 57 93

ASU 36 57 93

ASU 36 57 93

ASU 36 57 93

ASU 36 57 93

ASU 36 57 93

ASU 36 57 93

ASU 36 57 93

ASU 36 57 93

ASU 36 57 93

ASU 36 57 93

ASU 36 57 93

ASU 36 57 93

ASU 36 57 93

ASU 36 57 93

ASU 36 57 93

ASU 36 57 93

ASU 36 57 93

ASU 36 57 93

ASU 36 57 93

ASU 36 57 93

ASU 36 57 93

ASU 36 57 93

ASU 36 57 93

ASU 36 57 93

ASU 36 57 93

ASU 36 57 93

ASU 36 57 93

ASU 36 57 93

ASU 36 57 93

ASU 36 57 93

ASU 36 57 93

ASU 36 57 93

ASU 36 57 93

ASU 36 57 93

ASU 36 57 93

ASU 36 57 93

ASU 36 57 93

ASU 36 57 93

ASU 36 57 93

ASU 36 57 93

ASU 36 57 93

ASU 36 57 93

ASU 36 57 93

ASU 36 57 93

ASU 36 57 93

ASU 36 57 93

ASU 36 57 93

ASU 36 57 93

ASU 36 57 93

ASU 36 57 93

ASU 36 57 93

ASU 36 57 93

ASU 36 57 93

ASU 36 57 93

ASU 36 57 93

ASU 36 57 93

ASU 36 57 93

ASU 36 57 93

ASU 36 57 93

ASU 36 57 93

ASU 36 57 93

ASU 36 57 93

ASU 36 57 93

ASU 36 57 93

ASU 36 57 93

ASU 36 57 93

ASU 36 57 93

ASU 36 57 93

ASU 36 57 93

ASU 36 57 93

ASU 36 57 93

ASU 36 57 93

ASU 36 57 93

ASU 36 57 93

ASU 36 57 93

ASU 36 57 93

ASU 36 57 93

ASU 36 57 93

ASU 36 57 93

ASU 36 57 93

ASU 36 57 93

ASU 36 57 93

ASU 36 57 93

ASU 36 57 93

ASU 36 57 93

ASU 36 57 93

ASU 36 57 93

ASU 36 57 93

ASU 36 57 93

ASU 36 57 93

ASU 36 57 93

ASU 36 57 93

ASU 36 57 93

ASU 36 57 93

ASU 36 57 93

ASU 36 57 93

ASU 36 57 93

ASU 36 57 93

ASU 36 57 93

ASU 36 57 93

ASU 36 57 93

ASU 36 57 93

ASU 36 57 93

ASU 36 57 93

ASU 36 57 93

ASU 36 57 93

ASU 36 57 93

ASU 36 57 93

ASU 36 57 93

ASU 36 57 93

ASU 36 57 93

ASU 36 57 93

ASU 36 57 93

ASU 36 57 93

ASU 36 57 93

ASU 36 57 93

ASU 36 57 93

ASU 36 57 93

ASU 36 57 93

ASU 36 57 93

ASU 36 57 93

ASU 36 57 93

ASU 36 57 93

ASU 36 57 93

ASU 36 57 93

ASU 36 57 93

ASU 36 57 93

ASU 36 57 93

ASU 36 57 93

ASU 36 57 93

ASU 36 57 93

ASU 36 57 93

ASU 36 57 93

ASU 36 57 93

ASU 36 57 93

ASU 36 57 93

ASU 36 57 93

ASU 36 57 93

ASU 36 57 93

ASU 36 57 93

ASU 36 57 93

ASU 36 57 93

ASU 36 57 93

ASU 36 57 93

ASU 36 57 93

ASU 36 57 93

ASU 36 57 93

ASU 36 57 93

ASU 36 57 93

ASU 36 57 93

ASU 36 57 93

ASU 36 57 93

ASU 36 57 93

ASU 36 57 93

ASU 36 57 93

ASU 36 57 93

ASU 36 57 93

ASU 36 57 93



NATIONAL RANKINGS

Associated Press (Dec. 5)

Team	Record	Pts
1 Purdue (61)	8-0	1,525 2
2 Baylor	8-0	1,421 4
3 Duke	7-1	1,390 1
4 UCLA	8-1	1,293 5
5 Gonzaga	7-2	1,240 3
6 Villanova	6-2	1,175 6
7 Texas	6-1	1,101 7
8 Kansas	6-1	1,068 8
9 Alabama	7-1	1,029 16
10 Kentucky	6-1	972 9
11 Arizona	7-0	919 11
12 Arkansas	8-0	905 10
13 Tennessee	6-1	762 13
14 Houston	7-1	686 15
15 Connecticut	8-1	527 17
16 Southern California	8-0	510 20
17 Iowa State	8-0	499 19
18 Auburn	7-1	419 21
19 Michigan State	7-2	405 22
20 Florida	6-1	386 14
21 Ohio State	6-2	370 NR
22 Wisconsin	7-1	338 23
23 Seton Hall	7-1	177 25
24 BYU	7-1	157 12
25 LSU	8-0	135 NR

**RECEIVING VOTES:** Colorado State 90, Xavier 78, Illinois 71, North Carolina 55, St. Bonaventure 37, Oklahoma 29, Memphis 14, Iowa 12, Michigan 11, San Francisco 10, Loyola Chicago 4, Indiana 3, Texas Tech 2.

Ferris Mowers Coaches Poll (Dec. 5)

Team	Record	Pts
1 Purdue	8-0	797
2 Baylor	8-0	751
3 Duke	7-1	703
4 UCLA	8-1	648
5 Gonzaga	7-2	636
6 Villanova	6-2	588
7 Kansas	6-1	582
8 Arizona	7-0	545
9 Alabama	7-1	500
10 Arkansas	8-0	498
11 Texas	6-1	492
12 Kentucky	6-1	486
13 Houston	7-1	352
14 Tennessee	6-1	328
15 Southern California	8-0	315
16 Florida	6-1	261
17 Wisconsin	7-1	248
18 Connecticut	8-1	245
19 Iowa State	8-0	234
20 Michigan St	7-2	204
21 Auburn	7-1	199
22 Ohio St.	6-2	158
23 Brigham Young	7-1	121
24 Louisiana State	8-0	94
25 Seton Hall	7-1	84

**DROPPED OUT:** No. 19 Memphis; No. 24 Michigan; No. 25 St. Bonaventure.

**RECEIVING VOTES:** Colorado St. 79; Illinois 41; St. Bonaventure 34; Texas Tech 29; Xavier 24; San Francisco 21; Michigan 18; Memphis 15; Providence 13; Iowa 13; North Carolina 12; Indiana 10; Oklahoma 7; Minnesota 7; Weber St. 3; Wake Forest 2; Wyoming 1; Utah Valley 1; Loyola-Chicago 1.

College Insiders Mid-Major Poll (Dec. 5)

Team	Record	Pts
1 Gonzaga (29)	7-2	773
2 San Francisco (2)	9-0	731
3 BYU	7-1	688
4 Loyola Chicago	7-2	647
5 Iona	8-2	587
6 Weber State	8-0	570
7 Belmont	7-3	567
8 Saint Mary's	8-2	548
9 South Dakota State	8-2	474
10 Oakland	7-2	446
11 Chattanooga	7-1	428
12 Ohio	6-2	421
13 Drake	5-3	352
14 Utah Valley	7-1	298
15 New Mexico State	6-2	280
16 Toledo	6-2	275
17 Furman	6-2	231
18 UC Irvine	5-1	227
19 UCSB	5-2	201
20 Murray State	7-1	168
21 Monmouth	7-1	167
22 Liberty	4-3	152
23 Norfolk State	9-2	106
24 Buffalo	4-3	101
25 Grand Canyon	8-1	68

**RECEIVING VOTES:** Santa Clara 64, Navy 62, Georgia State 53, Vermont 42, Cleveland State 31, Missouri State 29, Texas A&M Corpus Christi 29, Campbell 25, Cornell 22, James Madison 22, Loyola Marymount 18, Yale 18, Western Illinois 16, Oral Roberts 14, Wofford 14, Wagner 13, South Alabama 12, Kent State 11, Delaware 10, F&CU 9, Southern Utah 8, Coastal Carolina 7, UC San Diego 7, Winthrop 7, Miami OH 6, UNCG 5, Colgate 4, ETSU 3, Stephen F. Austin 3, Princeton 2, Boston University 1, Manhattan 1, Umass Lowell 1.

THE WEEK AHEAD

Monday	Tuesday	Wednesday	Thursday	Friday	Saturday	Sunday
Practice 1 - 3 pm	Practice 1 - 3 pm	vs. Samford 6 pm	Off Day	Travel Day	at Pepperdine 3 pm (PT)	OFF DAY
POST PRACTICE	POST PRACTICE	POST GAME	NO INTERVIEWS	by request only	POST GAME	NO INTERVIEWS
6	7	8	9	10	11	12

POSTGAME INTERVIEWS

Head coach Mo Williams and selected student-athletes will be available to the media via Zoom following all home games, and selected road games upon request. Any requests for additional coaches or student-athletes not selected may be made to Travis Jarome (tjarome@alasu.edu) any point during or immediately after the game.

GAME NOTES

Game notes for all games are available on the men's basketball page on the official athletics website at [BamaStatesports.com](http://BamaStatesports.com).

CREDENTIALS

Credentials for covering Alabama State's 2021-22 men's basketball can be obtained by following the credential requests guidelines on [BamaStateSports.com](http://BamaStateSports.com). If you have any questions, you can email Director of Athletic Strategic Communications, Travis Jarome at [tjarome@alasu.edu](mailto:tjarome@alasu.edu).

DISTRIBUTION LIST

To be added to the Alabama State Athletics media distribution list, email your media outlet and email addresses to Director of Athletic Strategic Communications, Travis Jarome at [tjarome@alasu.edu](mailto:tjarome@alasu.edu). All outlets on the distribution list will receive PDFs of the box score and play by play, as well as notes and quotes following each game.

## RADIO / TELEVISION ROSTER



0 • TRACE YOUNG  
F • 6-8 • 83 • Jr. - JC  
Owensboro, Kentucky



1 • DJ JACKSON  
G • 6-1 • 165 • Fr. - 1L  
San Bernardino, California



2 • JORDAN O'NEAL  
F • 6-7 • 197 • So. - 1L  
Mobile, Alabama



3 • GERALD LIDDELL  
F • 6-8 • 203 • Jr. - TR  
Cibola, Texas



4 • E.J. CLARK  
G • 5-11 • 165 • Jr. - 1L  
Dallas, Texas



5 • JUAN REYNA  
G • 6-2 • 182 • Fr. - HS  
San Antonio, Texas



10 • MICHAEL BARBER  
F • 6-8 • 212 • So. - JC  
Jackson, Mississippi




11 • JAYME MITCHELL  
G • 6-5 • 187 • Fr. - HS  
Jackson, Mississippi



12 • MALIK SMILEY  
G • 6-4 • 165 • R-Fr. - 1L  
Birmingham, Alabama



13 • KAREEM CLARK  
G • 6-3 • 191 • Jr. - JC  
Sacramento, California



15 • KEVON STEWART  
G • 6-3 • 183 • Sr. - 2L  
Memphis, Tennessee




20 • KENNY STRAWBRIDGE  
G • 6-6 • 202 • R-So. - 1L  
Rockford, Illinois



21 • CHRISTIAN MCCRAY  
G • 6-6 • 171 • Jr. - TR  
Las Vegas, Nevada



22 • DARRELL REED  
F • 6-8 • 211 • Fr. - HS  
Hammond, Indiana



23 • ASHTON MCCLELLAND  
G • 6-0 • 153 • R-So. - TR  
Houston, Texas



40 • ISAAH RANGE  
G • 6-3 • 215 • So. - TR  
Cedar Hill, Texas



MO WILLIAMS  
Head Coach  
Second Season



TREY JOHNSON  
Associate Head Coach  
Second Season



TYRONE LEVETT  
Assistant Coach  
Fourth Season



KEITH WILLIAMS  
Assistant Coach  
Second Season