



ALABAMA STATE BASKETBALL

2001, 2004, 2009, 2011 SWAC CHAMPIONS | 7 NCAA POSTSEASONS



NR/NR **ALABAMA STATE** (1-9, 0-0 SWAC) vs. 17/16 **TEXAS** (8-2, 0-0 BIG 12)

December 22, 2021 /// 1:00 pm /// Watch: Longhorn Network (ESPN+)

Austin, Texas /// Frank C. Erwin Jr., Special Events Center (16,540) /// Social Media: @BamaStateMBB | @BamaStateSports /// #STATEofMind

MEDIA INFORMATION

TV: Longhorn Network (ESPN+)

Talent: Lowell Galindo (ppx), Lance Blanks (analyst)

Radio: Longhorn IMG Radio Network

Talent: Craig Way (ppx), Eddie Oran (analyst)

MBB Social Media: @BamaStateMBB | #STATEofMind

Athletics Social Media: @BamaStateSports | #STATEofMind

All-Time Series: First meeting

Montgomery: ---

Austin: ---

Neutral Site: ---

Williams' Era: 0-0

All-time vs. Big 12: 0-10

2021-22 SCHEDULE & RESULTS

DATE	ASU	OPP	OPPONENT	TV	TIME
N4	-	-	MOBILE^		W, 72-47
N9	-	-	at WKU	ESPN3	L, 74-79
N10	-	-	at Vanderbilt	SECN+	L, 72-91
N13	-	-	at Missouri State	ESPN3	L, 60-78
N16	-	-	at Iowa State	ESPN3	L, 60-68
N18	-	RV/RV	at Iowa	B10N	L, 82-108
N20	-	-	NC CENTRAL		W, 80-74
N22	-	-	TUSKEGEE^		W, 91-65
N28	-	-	NORTH ALABAMA		L, 69-81
D1	-	-	at Dayton	ESPN+	L, 54-93
D8	-	-	SAMFORD		L, 64-74
D11	-	-	at Pepperdine	WCC	L, 62-79
D15	-	4/3	at UCLA	Pac12	ppd-COVID
D21	-	-	at Memphis	ESPN+	ppd-COVID
D22	-	17/16	at Texas	ESPN+	1 pm
D28	-	25/24	at Texas Tech		1 pm
J3	-	-	at MVSU*		TBA
J5	-	-	at UAPB*		TBA
J8	-	-	JACKSON STATE*		4:30 pm
J10	-	-	ALCORN STATE*		8 pm
J15	-	-	ALABAMA A&M*		4:30 pm
J22	-	-	at PVAMU*		TBA
J24	-	-	at Texas Southern*		TBA
J29	-	-	vs. Bethune-Cookman*		TBA
J31	-	-	FLORIDA A&M*		8 pm
F5	-	-	at Grambling State*		TBA
F7	-	-	at Southern*		TBA
F12	-	-	UAPB*		4:30 pm
F14	-	-	MVSU*		8 pm
F19	-	-	at Florida A&M*		TBA
F21	-	-	at Bethune-Cookman*		8 pm
F26	-	-	at Alabama A&M*		TBA
M3	-	-	SOUTHERN*		8 pm
M5	-	-	GRAMBLING STATE*		4:30 pm

* - SWAC Game

^ - Exhibition Game

STORY LINES

- ◆ Alabama State will hit the floor for the first time since December 11 after having their last two games postponed due to COVID protocols in their opponents' rosters - No. 4/3 UCLA and Memphis. Today's game will mark the first of two in the state of Texas.
- ◆ Junior forward **Gerald Liddell** (Cibola, Texas) finds himself playing against his former team after playing at Texas to start off his college career as a Longhorn.
- ◆ **Christian McCray** (Las Vegas, Nev.) is averaging 7.4 points per game off the bench, 0.7 points per minute played (10.7/gm).
- ◆ The Hornets were outshooting their opponents until last week, shooting 43.8 (203-of-464) to 43.9 (233-of-531) from the floor.
- ◆ Alabama State returns five players who saw significant playing time in 2021-22 including Second Team All-SWAC Preseason pick **Kenny Strawbridge** (Rockford, Ill.) who returns as the team's leading scorer.
- ◆ Several newcomers come to Alabama State this season with Division I experience including Young (Wyoming), **Gerald Liddell** (Texas), **Isaiah Range** (Tarleton State), **Michael Barber** (Howard), and **Ashton McClelland** (Texas Southern).
- ◆ The Hornets were picked to finish eighth in the preseason poll on a vote from the league's head coaches and sports information directors with 125 total votes. They were just behind Alcorn State (128) in seventh and Florida A&M (138) in sixth. The top five included Texas Southern (237), Prairie View A&M (204), Jackson State (202), Grambling State (168), and Southern (167).
- ◆ Alabama State has a strong Jackson connection with coaches **Mo Williams** and **Trey Johnson**. But it doesn't stop there as Director of Operations **Dana Johnson** is a Tiger alum, and two players have ties - **Michael Barber** and **Jayme Mitchell**. It is the second season for Williams and Johnson leading the Alabama State program.
- ◆ Alabama State last made the NCAA Tournament in 2011, losing to UTSA in the opening round. They also made the tournament in 2001, 2004 and 2009.

PROJECTED STARTERS

#	NAME	POS	HT	WT	YR-EXP	HOMETOWN	PPG	RPG	APG
1	DJ Jackson	G	6-2	165	Fr.-1L	San Bernardino, Calif.	2.7	1.5	1.8
5	Juan Reyna	G	6-2	182	Fr.-HS	San Antonio, Texas	8.1	2.2	0.9
11	Jayme Mitchell	G	6-5	187	Fr.-HS	Jackson, Miss.	2.8	1.8	0.4
20	Kenny Strawbridge	G	6-6	202	R-So.-1L	Rockford, Ill.	8.9	4.8	1.9
21	Gerald Liddell	F	6-8	203	Jr.-TR	Cibola, Texas	10.9	5.0	2.0

OFF THE BENCH

#	NAME	POS	HT	WT	YR-EXP	HOMETOWN	PPG	RPG	APG
0	Trace Young	F	6-8	183	Jr.-TR	Owensboro, Ky.	9.3	3.5	1.3
2	Jordan O'Neal	F	6-7	197	So.-1L	Mobile, Ala.	9.0	5.1	0.3
4	E.J. Clark	G	5-11	165	Jr.-1L	Dallas, Texas	3.0	0.5	0.6
10	Michael Barber	F	6-8	212	So.-TR	Jackson, Miss.	2.3	3.4	0.2
12	Malik Smiley	G	6-4	180	R-Fr.-RS	Birmingham, Ala.	—	—	—
13	Kareem Clark	G	6-3	185	Jr.-TR	Sacramento, Calif.	0.0	0.0	0.0
14	Christian McCray	G	6-6	171	Jr.-TR	Las Vegas, Nev.	7.4	1.9	0.1
15	Kevion Stewart	G	6-3	183	R-Sr.-2L	Memphis, Tenn.	3.0	0.8	0.3
22	Darrell Reed	F	6-8	211	Fr.-HS	Hammond, Ind.	—	—	—
23	Ashton McClelland	G	6-0	153	R-So.-TR	Houston, Texas	4.5	2.0	1.0
24	Isaiah Range	G	6-3	215	So.TR	Cedar Hill, Texas	8.8	4.8	1.6

ALABAMA STATE ATHLETIC STRATEGIC COMMUNICATIONS

Director (Contact): Travis Jarome

Phone (office): (334) 229.2601

Phone (cell): (334) 294.1475

Email: tjarome@alasu.edu

Personal Twitter: @Travis_Jarome

Athletics Twitter: @BamaStateSports

Assistant Director: Jordan Benson

Phone (office): (334) 229.2635

Phone (cell): (356) 698-3311

Email: jbenison@alasu.edu

PRONUNCIATIONS

Gerald Liddell	Gerald LUH-Deil
Malik Smiley	MUH-leak Smiley
Kareem Clark	KUH-rheem Clark
Kevion Stewart	KEE-vee-yon Stewart

PARTICIPATION

PLAYER	GP	GS
Michael Barber	12	1
E.J. Clark	10	2
Kareem Clark	2	0
DJ Jackson	8	2
Gerald Liddell	12	9
Ashton McClelland	3	0
Christian McCray	8	0
Jayme Mitchell	11	1
Jordan O'Neal	11	11
Isaiah Range	12	7
Darrell Reed	-	-
Juan Reyna	12	8
Malik Smiley	-	-
Kevion Stewart	9	0
Kenny Strawbridge	12	12
Trace Young	7	7

ALABAMA STATE IN THE POLLS

WEEK	W/L	AP	COACHES
Preseason	0-0	NR	NR
Week 1	0-3	NR	NR
Week 2	1-6	NR	NR
Week 3	1-7	NR	NR
Week 4	1-9	NR	NR

QUICK HITS ...

- Alabama State head coach **Mo Williams** played his collegiate basketball at the University of Alabama. He was named The Sporting News Freshman of the Year, and led the Crimson Tide to their only number one ranking in school history.
- Assistant coach **Trey Johnson** played at a pair of Southwestern Athletic Conference (SWAC) schools during his playing career, finishing 10th in the nation in scoring during his junior season at 23.5 points per game and was named First Team All-SWAC. After declaring for the 2006 NBA Draft, Johnson returned to school and was named the Preseason SWAC Player of the Year and Preseason All-American. During his senior season, he set a single season record for points in a single game, points per game average (27.1), free throws made, and free throws attempted. He finished his career as a member of the 1,000-point club with 1,698 career points - placing in the top 10 in school history in just 2 seasons at JSU. Johnson also led Jackson State to 21 wins and the SWAC Tournament, earning Tournament MVP honors and was named the SWAC Player of the Year.
- Both Williams and Johnson played with two of the greats from the National Basketball Association (NBA) during their professional careers. Both played with LeBron James, while Johnson had the opportunity to play with Kobe Bryant during his time with the Los Angeles Lakers.
- Alabama State completed a five game road swing to open the season with all five games shown nationally. The first four were shown on the ESPN platform on either ESPN3, ESPN+, or the SEC Network, while the Iowa game was on the Big Ten Network.

ALABAMA STATE RETURNS FIVE WITH SIGNIFICANT PLAYING TIME ...

- The Hornets return six players who saw significant playing time in 2020-21 including second-leading scorer **Kenny Strawbridge** (Rockford, Ill.) who averaged 10.5 points and 7.2 rebounds per game, earning Second Team Preseason All-SWAC.
- They also return **Kevion Stewart** (Memphis, Tenn.) who averaged 8.2 points per game, while **Jordan O'Neal** (Mobile, Ala.) returns after averaging 5.8 points, 4.8 rebounds and a team-high 23 blocked shots. Meanwhile, **E.J. Clark** (Dallas, Texas) averaged 5.8 points per game and **DJ Jackson** (San Bernardino, Calif.) at 4.4 points per game.

SEVERAL NEWCOMERS DOT THE HORNETS ROSTER THIS YEAR...

- Several newcomers highlight this year's roster including a handful of transfers starting with **Trace Young** (Owensboro, Ky.) who sat out last season. The junior averaged 9.8 points per game two seasons ago at John A. Logan College after averaging 6.8 points at Wyoming as a freshman. He is joined by **Michael Barber** (Jackson, Miss.) who averaged 12.5 points and 7.1 rebounds per game at SW Mississippi after playing a year at Howard.
- Christian McCray** (Las Vegas, Nev.) will add a scoring punch after he transferred over last season from Cal State Fullerton, and is joined by **Gerald Liddell** (Cibolo, Texas) who transferred in from Texas averaging 4.4 points per game. The Hornets added two more transfers in **Ashton McClelland** (Houston, Texas) from Texas Southern and **Isaiah Range** (Cedar Hill, Texas) from

2021-22 ALABAMA STATE BASKETBALL ROSTER

#	NAME	POS	HT	WT	YR-EXP	HOMETOWN/PREVIOUS SCHOOL
0	Trace Young^	F	6-8	183	Jr.-TR	Owensboro, Ky./John A. Logan/Wyoming
1	DJ Jackson	G	6-2	165	Fr.-1L	San Bernardino, Calif./Etiwanda HS
2	Jordan O'Neal	F	6-7	197	So.-1L	Mobile, Ala./Coahoma CC
3	Gerald Liddell	F	6-8	203	Jr.-TR	Cibolo, Texas/Texas
4	E.J. Clark	G	5-11	165	Jr.-1L	Dallas, Texas/Boosier Parish CC
5	Juan Reyna	G	6-2	182	Fr.-hs	San Antonio, Texas/Duncanville HS
10	Michael Barber	F	6-8	212	So.-TR	Jackson, Miss./SW Mississippi CC/Howard
11	Jayme Mitchell	G	6-5	187	Fr.-HS	Jackson, Miss./Forest Hill HS
12	Malik Smiley	G	6-4	180	R-Fr.-RS	Birmingham, Ala./IMG Academy
13	Kareem Clark	G	6-3	185	Jr.-TR	Sacramento, Calif./South Mountain CC
15	Kevion Stewart	G	6-3	183	R-Sr.-2L	Memphis, Tenn./SIU-Edwardsville
14	Christian McCray	G	6-6	171	Jr.-TR	Las Vegas, Nev./Csl State Fullerton
20	Kenny Strawbridge	G	6-6	202	R-So.-1L	Rockford, Ill./Western Nebraska/UMKC
22	Darrell Reed	F	6-8	211	Fr.-HS	Hammond, Ind./Hammond HS
23	Ashton McClelland	G	6-0	153	R-So.-TR	Houston, Texas/Texas Southern
24	Isaiah Range^	G	6-3	215	So.-TR	Cedar Hill, Texas/Tarleton State

^ - sat out 2020-21

COACHING & SUPPORT STAFF

Head Coach: Mo Williams (Union Institute & Universities, 2016), Second Season Overall, Second Season at Alabama State
Assistant Coach: Trey Johnson (Jackson State, 2007), Second Season
Assistant Coach: Tyrone Levett, (Alabama State, 2017), Fourth Season
Assistant Coach: Keith Williams, (UAPB, 2007), Second Season
Graduate Assistant Coach: Chris Hines, Second Season
Assistant Coach: Gerald Walker, First Season
Director of Operations: Dana Johnson, First Season

- Tarleton State where he averaged 9.4 points per game as a freshman.
- ♦ A trio of freshmen join the team this season in **Juan Reyna** (San Antonio, Texas), **Darrell Reed** (Hammond, Ind.), and **Jayme Mitchell** (Jackson, Miss.).

RARE FEAT - PAIR OF DOUBLE-DOUBLES IN SAME GAME ...

- ♦ Alabama State had a rare feat happen on Saturday in their home opener against North Carolina Central when a pair of players recorded a double-double in the same game. A pair of starters, **Gerald Liddell** and **Jordan O'Neal** recorded career nights in the win with Liddell finishing with 22 points and 11 rebounds, while O'Neal went for 19 points and 14 rebounds.

PROFESSIONAL EXPERIENCE ON THE BENCH FOR THE HORNETS ...

- ♦ Alabama State has several years of experience on the bench this season on the coaching staff with head coach **Mo Williams**, assistant coach **Trey Johnson**, and assistant coach **Tyrone Levett** all logging minutes in the professional ranks.
- ♦ Williams was drafted by Utah in 2003, and he would play his rookie season with the Jazz before spending the next four seasons with the Milwaukee Bucks. Williams played three seasons with the Cleveland Cavaliers (2008-11) where he teamed up with LeBron James and helped the Cavs post a league-best 66 wins in 2008-09. Williams was selected to the NBA All-Star Game in his first season with Cleveland.
- ♦ After stints with the Los Angeles Clippers (2011-12), Portland Trail Blazers (2013-14), Minnesota Timberwolves (2014-15) and Charlotte Hornets (2015), Williams returned to Cleveland for the 2015-16 campaign. In his final season in the NBA, Williams and the Cavaliers defeated the Golden State Warriors in seven games to win the 2016 NBA Finals.
- ♦ Johnson began his professional career in 2007 and went on to play over 10 years in numerous countries all over the world. He spent parts of three NBA seasons with the Cleveland Cavaliers, Toronto Raptors, Los Angeles Lakers, and New Orleans Hornets. Johnson was a member of the 2011 Lakers' playoff team as well. On his quest to become an NBA player, Trey also spent time in the NBA Development League, now known as the G-League, garnering NBA D-League All-Star honors twice (2008-09 and 2010-11). He earned Second Team D-League honors in 2008-09, and First Team honors in 2010-11 after leading the league in scoring at 25.5 points per game - while also scoring a league-high 48 points in a single game.
- ♦ Johnson also starred internationally where he competed as a member of the Qatar National Team in the Asian Cup, hosted by Japan in 2012. He helped the country earn a bronze medal in the tournament, while also competing in the 2015 Asia Championship and the GCC Championship (Saudi Arabia).
- ♦ Following his career with Alabama State, Levett worked out for the Miami Heat and Detroit Pistons before getting his career started in Ireland with the Gleneagle Lakers. After short stints with the Kentucky Reach (WBL) and Southern Crescent Lightning (WBA), Levett played two years in Austria before playing for the Vermont Frost Heaves (ABA).
- ♦ He also played for AD Vagos (Portugal), Jamtland Basket (Sweden), Niigata Albirex BB (Japan) and LF Basket Norrbotten (Sweden) before landing in Canada. While in Canada, he become one of the league's all-time top scorers playing for the Longdon Lightning (2011), Halifax Rainmen (2011-13) and Saint John Mill Rates (2013-until retirement).
- ♦ Levett was a three-time all-star during his career and led Vermont to the ABA championship, while also being named All-WBA while playing for the Southern Crescent Lightning.

SPEAKING OF PROFESSIONAL BASKETBALL ...

- ♦ Former Hornets **Tobi Ewuosho** and **Fausto Pichardo** each inked professional deals during the COVID-19 pandemic.
- ♦ Ewuosho signed his first professional contract to play overseas in Albania after a stellar senior season, while Pichardo inked a deal to play in Latin America.

MCCRAY SETTLES INTO ROLE OFF THE BENCH FOR HORNETS ...

- ♦ **Christian McCray** seems to have settled into a role off the bench for Alabama State through the first five games of the season.
- ♦ The junior transfer from Cal State Fullerton came off the bench against Iowa on the road in the last game to score 20 points in just over 16 minutes of action. Couple that with a eight-point performance against Vanderbilt and McCray is averaging 1.1 points per minute played.
- ♦ He is also the second-leading scorer on the team through the first five games of the season at 10.0 points per game.

HOME SWEET HOME ...

- ♦ Alabama State played a rare November home game that is not listed as an exhibition when they take the floor against North Carolina Central. That is not the only home game however this calendar year. The Hornets have already had an exhibition game this season against Mobile at home, and they will play Tuskegee (11/22), North Alabama (11/28) and Samford (12/8).

JACKSON CONNECTION ...

- ♦ Alabama State has a strong Jackson connection with coaches **Mo Williams** and **Trey Johnson**. But it doesn't stop there as Director of Operations **Dana Johnson** is a Tiger alum, and two players have ties - **Michael Barber** and **Jayme Mitchell**.



MO WILLIAMS

HEAD COACH
FIRST SEASON

THE WILLIAMS FILE

PERSONAL
Birthdate: December 19, 1982
Birthplace: Jackson, Miss.
Wife: Antonia [Rowe]
Children: Kydarrius, Maurice, Michael, Mason, Maxwell and Asa

EDUCATION
College: Union Institute and Universities (Fla.), 2016

COACHING EXPERIENCE
2018-20 Cal State-Northridge (assistant coach)
2020-pres. Alabama State (head coach)

THE WILLIAMS WORKSHEET			
YEAR	SCHOOL	OVERALL	CONF.
2018-19	CSU-Northridge^	13-21	7-9
2019-20	CSU-Northridge^	15-17	10-6
2020-21	Alabama State	4-14	4-14
2021-22	Alabama State	1-9	0-0
TOTAL	Fourth season	33-56	21-29
ALABAMA ST.	Second season	6-23	4-14

^ - served in role as an assistant coach on staff

WILLIAMS vs. OPPONENTS (HEAD COACH)

OPPONENT	CAREER
Alabama A&M	1-1
Alcorn State	0-2
Dayton	0-1
Grambling State	0-2
Iowa	0-1
Iowa State	0-1
Jackson State	0-2
Memphis	0-0
Mississippi Valley State	1-1
Missouri State	0-1
Mobile	1-0
North Alabama	0-1
North Carolina Central	1-0
Pepperdine	0-1
Prairie View A&M	0-2
Samford	0-1
Southern	1-1
Texas Southern	0-2
Texas Tech	0-0
Tuskegee	1-0
UAPB	1-1
UCLA	0-0
Vanderbilt	0-1
Western Kentucky	0-1
CAREER W-L TOTAL	6-23

MISCELLANEOUS STATISTICS

Current Streak.....	14
Current Home Streak.....	12
Current Road/Neutral Streak.....	113
Last Win	Tuskegee, 91-65 (11/22/21)
Last Home Win	Tuskegee, 91-65 (11/22/21)
Last Away Win	MVSU, 64-51 (1/12/21)
Last Loss	Pepperdine, 79-62 (12/11/21)
Last Home Loss.....	Samford, 74-64 (12/8/21)
Last Away Loss.....	Pepperdine, 79-62 (12/11/21)

2021-22 RECORD BY STARTING LINEUP

Reyna, Strawbridge, Liddell, Range, O'Neal	2-1
Clark, Strawbridge, Young, Liddell, O'Neal	1-1
Jackson, Strawbridge, Young, Liddell, O'Neal	0-1
Barber, Strawbridge, Liddell, Range, O'Neal	0-1
Reyna, Strawbridge, Liddell, O'Neal, Young	0-1
Jackson, Reyna, Mitchell, Strawbridge, Liddell.....	0-1
Reyna, Strawbridge, Young, Range, O'Neal.....	0-3

RECORD WHEN ...

	2021-22		WILLIAMS
	ALL	SWAC	ERA
Leading or tied at halftime	2-1	0-0	4-1
Trailing at halftime	1-8	0-0	3-21
Shoot 40 percent or higher	3-5	0-0	6-10
Shoot lower than 40 percent	0-4	0-0	1-12
Shoot higher FG pct	3-3	0-0	6-6
Shoot lower FG pct	0-6	0-0	1-12
Opp. shoot lower than 40 pct	2-1	0-0	4-7
Opp shoot 40 pct or higher	1-8	0-0	3-15
Score fewer than 60 points	0-3	0-0	0-8
Score 60-plus points	0-3	0-0	2-8
Score 70-plus points	1-2	0-0	3-3
Score 80-plus points	1-1	0-0	1-3
Score 90-plus points	1-0	0-0	1-0
Opp score fewer than 60 pts	1-0	0-0	3-2
Opp score fewer than 70 pts	1-2	0-0	3-8
Opp score fewer than 80 pts	1-3	0-0	1-3
Opp score 80-plus points	0-4	0-0	0-9
More rebounds than opponent	3-2	0-0	7-8
Equal/fewer reb than opponent	0-7	0-0	0-14
40-plus rebounds	2-0	0-0	3-5
Fewer turnovers than opp	1-2	0-0	4-4
Equal/more turnovers	2-7	0-0	3-19
Games decided by five or less	1-1	0-0	2-3
More pts in paint	2-1	0-0	5-3
Fewer/Equal pts in paint	1-8	0-0	2-20
More points off TO	2-2	0-0	4-8
Fewer/Equal points off TO	1-7	0-0	3-15
More bench points	2-6	0-0	4-13
Fewer/Equal bench points	1-3	0-0	3-10
Playing on television	0-7	0-0	0-8

RANGE RECORDS FIRST DOUBLE-DOUBLE ...

- ♦ **Isaiah Range** recorded the first double-double of the season for the Hornets in the loss to Iowa State (11/16/21) on the road.
- ♦ He scored 15 points on 7-of-13 shooting from the floor, and grabbed 10 rebounds (eight of which were defensive rebounds) to lead Alabama State in both categories.

STRAWBRIDGE PLAYS BIG (LITERALLY) ON THE ROAD ...

- ♦ **Kenny Strawbridge** was forced into playing as a big on Saturday against Pepperdine (12/11/2021) and responded with his first double-double of the season.
- ♦ He finished game with 16 points (on 7-of-14 shooting from the floor) and grabbed 11 rebounds in the loss to the Wave.
- ♦ For the week, he averaged 15 points and nine rebounds per game (Samford and Pepperdine).

REYNA IMPRESSIVE THROUGH FIRST THREE GAMES TO START CAREER ...

- ♦ **Juan Reyna** continues to impress for Alabama State, becoming the first player this year to score in double figures in the first three games.
- ♦ He scored a career-high 16 against WKU (11/9/21), then added 10 against Vanderbilt (11/10/21) and another 10 against Missouri State (11/13/21) all on the road.

COLLEGE COACHES WITH AN NBA TITLE ...

- ♦ Opening the 2021-22 season there are only six head coaches who have won an NBA title and are leading their own college program this season.
- ♦ That list includes Juwan Howard (Michigan), **Mo Williams** (Alabama State), Lindsey Hunter (Mississippi Valley State), Darrell Walker (Little Rock), Mark Madsen (Utah Valley), and Speedy Claxton (Hofstra).

COLLEGE COACHES WITH AN NBA (AND ABA EXPERIENCE) ...

- ♦ There are several college coaches leading their own college program this season who have either NBA or ABA experience as a player.
- ♦ The list includes Steve Alford, Nevada , Speedy Claxton (Hofstra), Hubert Davis (North Carolina), Johnny Dawkins (Central Florida), Juan Dixon (Coppin State), Bryce Drew (Grand Canyon), Kim English (George Mason), Patrick Ewing (Georgetown), Penny Hardaway (Memphis), Steve Henson (Texas-San Antonio), Fred Hoiberg (Nebraska), Juwan Howard (Michigan), Lindsey Hunter (Mississippi Valley State), Bobby Hurley (Arizona State), Mark Madsen (Utah Valley State), Cuonzo Martin (Missouri), Aaron McKie (Temple), Fran O'Hanlon (Lafayette - ABA), Lorenzo Romar (Pepperdine), Jerry Stackhouse (Vanderbilt), Damon Stoudamire (Pacific), Reggie Theus (Bethune-Cookman), Darrell Walker (Little Rock), **Mo Williams** (Alabama State), and Mike Woodson (Indiana).

STRAWBRIDGE EARNS PRESEASON HONOR ...

- ♦ Alabama State redshirt sophomore **Kenny Strawbridge** (Rockford, Ill.) was named to the Second Team Preseason All-Conference team, announced by the Southwestern Athletic Conference (SWAC).
- ♦ Strawbridge was second on the team in scoring last season at 10.5 points per game, scoring 189 total points in 18 games during the shortened season where the Hornets played conference-only games. He shot 35.9 (61-of-170) percent from the floor and 23.4 (11-of-47) percent from beyond the arc.
- ♦ The redshirt sophomore led the team from the free throw line, shooting 71.8 (56-of-78) percent from the free throw line. He was also second on the team in rebounding at 7.2 rebounds per game, grabbing 130 total including 32 offensive rebounds. Strawbridge also dished out 24 assists, recorded 14 steals and six blocked shots.
- ♦ He joins John Walker III (Texas Southern), Justin Hopkins (Texas Southern), MJ Randolph (Florida A&M), and Jayden Saddler (Southern) on the second team. The first team is made up of Preseason Player of the Year Jawaun Daniels (Prairie View A&M), Preseason Defensive Player of the Year Jayveous McKinnis (Jackson State), Cameron Christian (Grambling State), Garrett Hicks (Alabama A&M), and Jalen Johnson (Alabama A&M).

HORNETS PICKED EIGHTH IN THE PRESEASON SWAC POLL ...

- ♦ The Hornets were picked to finish eighth in the preseason poll on a vote from the league's head coaches and sports information directors with 125 total votes. They were just behind Alcorn State (128) in seventh and Florida A&M (138) in sixth.
- ♦ The top five included Texas Southern (237), Prairie View A&M (204), Jackson State (202), Grambling State (168), and Southern (167).

HEAD-TO-HEAD COACHES WITH PRO EXPERIENCE ...

- ♦ Alabama State and **Mo Williams** will face three coaches with NBA experience this season including Penny Hardaway (Memphis), Jerry Stackhouse (Vanderbilt), and Reggie Theus (Bethune-Cookman).

WHERE ALABAMA STATE RANKS NATIONALLY						
STATISTIC	NATIONAL	CONFERENCE	VALUE	NATIONAL	VALUE	SWAC
	RANK	RANK		LEADER		LEADER
3-Pt Field Goal Attempts	259	2	209	EKU	465	UAPB
Assist Turnover Ratio	344	9	0.63	Northwestern	2.11	FAMU
Assists Per Game	300	3	11.1	Arizona	21.8	Southern
Blocked Shots Per Game	73	1	4.5	Auburn	7.4	Alabama St.
Defensive Rebounds Per Game	213	2	25.27	The Citadel	32.00	TX Southern
Fewest Fouls	327	11	225	Hawaii	104	AAMU
Fewest Turnovers	338	12	194	New Hampshire	71	FAMU
Field Goal Percentage	241	2	42.8	Colorado St.	53.0	Southern
Field Goal Percentage Defense	249	4	43.9	LSU	33.4	TX Southern
Free Throw Attempts	69	1	220	SCSU	286	Alabama St.
Free Throws Made	104	2	148	Portland	221	UAPB
Free Throw Percentage	260	8	67.3	Kent St.	81.3	FAMU
Offensive Rebounds Per Game	160	5	10.55	Kentucky	15.60	TX Southern
Personal Fouls Per Game	336	11	20.5	WKU	12.0	Grambling St.
Rebound Margin	297	4	-3.3	Kentucky	16.5	TX Southern
Scoring Defense	343	10	80.9	LSU	53.5	Jackson St.
Scoring Margin	333	6	-11.1	Arizona	28.2	Southern
Scoring Offense	230	2	69.8	Arizona	91.0	Southern
Steals Per Game	140	8	7.4	UAB	12.8	Southern
Three-Point FG Defense	150	5	32.1	VCU	23.8	TX Southern
Three-Point Field Goals Per Game	306	5	5.6	Oral Roberts	12.9	UAPB
Three-Point Field Goal Percentage	302	5	29.7	SDSU	44.4	Southern
Total 3-point FGM	290	4	62	EKU	167	UAPB
Total Assists	275	3	122	Arizona	240	Southern
				Utah St.		
Total Blocks	65	1	49	Marshall	87	Alabama St.
Total Rebounds	180	1	394	SCSU	535	Alabama St.
Total Rebounds Per Game	190	2	35.82	Arizona	44.36	TX Southern
Total Steals	122	4	81	UAB	153	Southern
Turnover Margin	310	11	-3.1	Abilene	9.7	Southern
Turnovers Forced	117	6	14.55	Abilene	23.22	Southern
Turnovers Per Game	346	12	17.6	New Hampshire	7.9	FAMU
Won-Lost Percentage	328	6	18.2	6 tied	100.0	Southern

BY THE NUMBERS

REYNA PERFECT FROM THE LINE TO START THE YEAR ...

- ◆ Alabama State freshman **Juan Reyna** remains perfect from the to start his collegiate career through nine games in the regular season.
- ◆ The freshman has connected on the first 17 of his free throw attempts to lead the team at 100 percent on the season.

E.J. CLARK HITS DOUBLE FIGURES AGAINST SAMFORD ...

- ◆ Junior guard **E.J. Clark** did not attempt a shot during the 2021-22 season until the Hornets faced Iowa State.
- ◆ Since that point, Clark has managed to come off the bench to help the Hornets scoring punch, scoring in double figures against Samford (12/8/21) with 10 points.

ALABAMA STATE AGAINST THE BIG 12 ...

- ◆ Alabama State will play their second team this season from the Big 12 conference when they face Texas, having faced Iowa State earleir this season.
- ◆ The two teams have not met in school history, however, Alabama State is no stranger to playing teams from the Big 12. They will be looking for their first win against the Big 12 in ten games in school history.

TEXAS TIES

TEXAS TIES ALL OVER ...

- ◆ Alabama State has several ties to the state of Texas including former Longhorn **Gerald Liddell** on the roster this season.
- ◆ The Hornets have three transfers from the state of Texas that include Liddell. They also have **Ashton McClelland** from Texas Southern and **Isaiah Range** from Tarleton State.
- ◆ The Hornets also have a pair of players with state ties that include **Juan Reyna** (San Antonio/Duncanville HS) and **E.J. Clark** (Dallas/McKinney HS).
- ◆ **Trey Johnson** and **Keith Williams** - coaches on staff - have Dallas ties.

CONFERENCE INFORMATION

SWAC STANDINGS

	CONF	PCT	OVER	PCT
Southern	0-0	.000	6-6	.500
Grambling State	0-0	.000	3-8	.273
Texas Southern	0-0	.000	2-7	.222
Florida AGM	0-0	.000	2-8	.200
Bethune-Cookman	0-0	.000	2-8	.200
Jackson State	0-0	.000	2-9	.182
UAPB	0-0	.000	2-11	.154
Alabama AGM	0-0	.000	1-8	.111
Alcorn State	0-0	.000	1-9	.100
Alabama State	0-0	.000	1-9	.100
Mississippi Valley State	0-0	.000	0-9	.000
Prairie View AGM	0-0	.000	0-9	.000

SWAC SCHEDULE

WEDNESDAY, DECEMBER 22	
Alabama State at No. 17/17 Texas	1 pm
Prairie View AGM at Wichita State	6 pm
Bethune-Cookman at Marist	6 pm
Mississippi Valley State at UAB	6:30 pm
Alcorn State at Oklahoma	7 pm

vs BIG 12 (ALL-TIME)

Baylor def. Alabama State, 111-71	1/2/1988
Kansas State def. Alabama State, 99-81	12/14/1991
Oklahoma def. Alabama State, 97-68	1/6/1995
TCU def. Alabama State, 115-88	1/7/1995
TCU def. Alabama State, 104-58	11/20/2000
Iowa State def. Alabama State, 74-47	11/14/2010
TCU def. Alabama State, 98-62	11/14/2016
Iowa State def. Alabama State, 79-53	11/6/2018
Kansas State def. Alabama State, 86-41	12/11/2019
Iowa State def. Alabama State, 68-60	11/16/2021

Record vs. Big 12	0-10
vs. Baylor	0-1
vs. Kansas State	0-2
vs. Iowa State	0-3
vs. Oklahoma	0-1
vs. TCU	0-3

NON-CONFERENCE OPPONENTS SINCE 2018

Overall	2-28 (25 opponents)
Akron	0-1
Austin Peay	0-1
Boise State	0-2
Campbell	0-1
Chattanooga	0-1
Chicago State	1-0
Dayton	0-1
Gonzaga	0-1
Houston	0-1
Iowa	0-2
Iowa State	0-2
Liberty	0-1
Missouri State	0-2
North Carolina Central	1-0
Oregon	0-1
Pepperdine	0-1
Sam Houston State	0-1
South Dakota	0-1
South Dakota State	0-1
Tennessee	0-1
UAB	0-1
Utah State	0-2
Vanderbilt	0-1
VCU	0-1
WKU	0-1

ALL-TIME ALABAMA STATE HEAD COACHES			
CJ DUNN Seasons: 22 (1934-55, 1958-63) Alabama State Record: 257-193 (.571)		FLOYD LAISURE Seasons: 3 (1974-77) Alabama State Record: 52-32 (.619)	
Year	Record	Year	Record
1934-35	12-7	1974-75	16-13
1935-36	—	1975-76	19-8
1936-37	16-4	1976-77	17-11
1937-38	17-9		
1938-39	—	JAMES OLIVER Seasons: 17 (1978-95) Alabama State Record: 291-181 (.604)	
1939-40	16-13	Year	Record
1940-41	6-9	1978-79	23-2
1941-42	4-13	1979-80	32-3
1942-43	5-16	1980-81	19-9
1943-44	10-2	1981-82	22-6
1944-45	—	1982-83	22-6
1945-46	8-12	1983-84	22-6
1946-47	8-2	1984-85	14-17
1947-48	14-9	1985-86	11-17
1948-49	18-11	1986-87	14-14
1949-50	7-5	1987-88	8-20
1950-51	17-8	1988-89	13-16
1951-52	13-12	1989-90	15-13
1952-53	17-9	1990-91	18-11
1953-54	15-4	1991-92	14-14
1954-55	13-8	1992-93	14-13
1958-59	9-10	1993-94	19-10
1959-60	—	1994-95	11-15
1960-61	12-10		
1961-62	10-12	JOHN L. WILLIAMS Seasons: 1 (1995-96) Alabama State Record: 9-18 (.333)	
1962-63	10-8	Year	Record
		1995-96	9-18
IKA MOORHEAD Seasons: 3 (1955-58) Alabama State Record: 70-20 (.778)		ROB SPIVERY Seasons: 9 (1996-2006) Alabama State Record: 129-136 (.487)	
Year	Record	Year	Record
1955-56	23-7	1996-97	8-21
1956-57	22-4	1997-98	11-17
1957-58	25-9	1998-99	11-16
		1999-2000	13-15
LUCIAS MITCHELL Seasons: 4 (1963-67) Alabama State Record: 72-28 (.720)		2000-01	22-9
Year	Record	2001-02	19-13
1963-64	16-10	2002-03	14-15
1964-65	19-7	2003-04	16-15
1965-66	18-6	2004-05	15-15
1966-67	19-5	2005-06	12-18
BEN JOBE Seasons: 1 (1967-68) Alabama State Record: 18-7 (.720)		LEWIS JACKSON Seasons: 15 (1995-2020) Alabama State Record: 207-262 (.441)	
Year	Record	Year	Record
1967-68	18-7	2006-07	10-20
WILLIE PARKER Seasons: 1 (1968-69) Alabama State Record: 19-9 (.679)		2007-08	20-11
Year	Record	2008-09	22-10
1968-69	19-9	2009-10	16-15
BERNARD BOOZER Seasons: 5 (1969-74) Alabama State Record: 101-36 (.737)		2010-11	17-18
Year	Record	2011-12	12-19
1969-70	17-10	2012-13	10-22
1970-71	24-5	2013-14	19-13
1971-72	22-3	2014-15	19-10
1972-73	19-9	2015-16	14-17
1973-74	19-9	2016-17	8-23
		2017-18	8-23
		2018-19	12-19
		2019-20	8-24
		MO WILLIAMS Seasons: 1 (2020-21) Alabama State Record: 4-14* (.222)	
		Year	Record
		2020-21	4-14

vs RANKED TEAMS		
DATE	OPP/L	SCORE
12/8/82	(3) Georgetown	L, 76-99
12/15/82	(13) Arkansas	L, 65-108
12/20/88	(17) NC State	L, 81-109
12/2/91	(11) Arkansas	L, 80-96
12/23/96	(16) Minnesota	L, 34-114
12/31/97	(23) Arkansas	L, 48-103
12/17/98	(19) Arkansas	L, 43-73
12/30/00	(20) Alabama	L, 56-82
12/30/01	(7) Iowa	L, 64-73
11/22/02	(4) Alabama	L, 56-82
11/19/04	(3) Georgia Tech	L, 37-74
12/7/04	(18) Alabama	L, 54-72
11/20/05	(15) Alabama	L, 68-105
11/28/05	(14) Florida	L, 60-87
12/9/06	(4) Alabama	L, 58-92
11/13/11	(21) Cincinnati	L, 40-65
11/11/12	(10) Florida	L, 35-84
11/27/17	(11) Cincinnati	L, 51-83
11/21/18	(20) Iowa	L, 78-105
11/5/19	(8) Gonzaga	L, 64-95
11/20/19	(20) Tennessee	L, 62-78
11/25/19	(20) VCU	L, 41-76
12/29/19	(6) Oregon	L, 59-98


vs SWAC	
Games: 744	
Opponents: 9 (Alabama AGM, Alcorn State, Grambling State, Jackson State, Mississippi Valley State, Prairie View AGM, Southern, Texas Southern, UAPB)	
Record: 406-338 (.546)	

20-WIN SEASONS		
1955-56	23-7 (.767)	Ika Moorehead
1956-57	22-4 (.846)	Ika Moorehead
1957-58	25-9 (.735)	Ika Moorehead
1970-71	24-5 (.828)	Bernard Boozer
1971-72	22-3 (.880)	Bernard Boozer
1978-79	23-2 (.920)	James Oliver
1979-80	32-2 (.941)	James Oliver
1981-82	22-6 (.786)	James Oliver
1982-83	22-6 (.786)	James Oliver
1983-84	22-6 (.786)	James Oliver
2000-01	22-6 (.786)	James Oliver
2007-08	20-11 (.645)	Lewis Jackson
2008-09	22-10 (.688)	Lewis Jackson

100-PT WINS [LAST 20]		
1990-91	at Grambling St.	W, 102-81
1990-91	vs. MVSU	W, 104-98
1991-92	Clark-Atlanta	L, 103-107
1991-92	Tennessee State	W, 105-81
1991-92	Prairie View AGM	W, 108-63
1991-92	AUM	W, 118-81
1991-92	at Prairie View	W, 100-81
1991-92	Grambling St.	W, 101-94
1991-92	Tuskegee	W, 116-93
1992-93	Alabama AGM	L, 102-126
1992-93	Troy	W, 121-116
1992-93	Clark-Atlanta	W, 107-68
1993-94	at Troy	W, 115-98
1993-94	Southern	W, 111-107
1993-94	Grambling St.	W, 121-76
1994-95	at MVSU	W, 100-83
1995-96	Selma	W, 106-81
3/8/08	Jackson State	W, 103-83
11/14/14	AUM	W, 105-64
12/30/15	Fort Valley State	W, 105-99

100-PT LOSSES [LAST 6]		
2005-06	at Alabama	L, 68-105
11/17/17	at Oregon	L, 56-114
11/21/17	vs. Savannah St.	L, 97-101
11/21/18	at Iowa	L, 78-105
12/14/19	at Boise State	L, 57-100
11/18/21	at Iowa	L, 82-108

2021-22 DOUBLE-FIGURE GAMES					
POINTS			REBOUNDS		
Jordan O'Neal	6		Isaiah Range	1	
Juan Reyna	6		Michael Barber	1	
Trace Young	4		Jordan O'Neal	1	
Gerald Liddell	5		Gerald Liddell	1	
Isaiah Range	4		Kenny Strawbridge	1	
Kenny Strawbridge	4				
Christian McCray	2				
Kevin Stewart	2				
Michael Barber	1				
E.J. Clark	1				
DOUBLE-DOUBLES			ASSISTS		
Isaiah Range	1				
Jordan O'Neal	1				
Gerald Liddell	1				
Kenny Strawbridge	1				
2021-22 SPECIALTY STATISTICS					
[POT - Points off turnovers; PP - Points in the paint; 2nd - Second chance points; FAST - Fast break points; BP - Points off the bench]					
[Alabama State-Opponents]					
Opponent	PP	POT	2nd	FAST	BP
Mobile	20-14	30-26	13-14	19-2	29-19
at WKU	26-38	15-25	7-16	9-16	31-10
at Vanderbilt	34-42	15-26	7-22	17-12	39-41
at Missouri State	26-34	14-15	9-14	12-14	21-10
at Iowa State	36-40	14-20	11-6	3-12	16-14
at Iowa	24-30	12-18	12-23	8-22	63-51
North Carolina Central	28-38	14-22	7-14	11-13	13-34
Tuskegee	36-32	25-12	14-8	22-19	50-21
North Alabama	14-18	22-42	12-13	11-14	34-12
at Dayton	18-36	9-26	11-24	8-28	28-35
Samford	32-36	25-12	14-17	15-14	28-21
at Pepperdine	32-32	16-14	6-12	4-8	15-24
at Texas					
at Texas Tech					
at Mississippi Valley State					
at UAPB					
Jackson State					
Alcorn State					
Alabama AGM					
at Prairie View AGM					
at Texas Southern					
vs. Bethune-Cookman					
Florida AGM					
at Grambling State					
at Southern					
UAPB					
Mississippi Valley State					
at Florida AGM					
at Bethune-Cookman					
at Alabama AGM					
Southern					
Grambling State					



O - TRACE YOUNG

F /// 6-8 /// 179 /// JUNIOR /// JC
OWENSBORO, KY (JOHN A LOGAN COLLEGE / WYOMING)

CAREER HIGHS

Points: 23, at WKU (11/9/21)
Field Goals: 9, at WKU (11/9/21)
Field Goals Attempted: 13, at WKU (11/9/21)
3-Pt Field Goals: 4, Dixie State (12/29/18)
3-Pt Field Goals Attempted: 9, at Air Force (2/6/19)
Free Throws: 5, at Vanderbilt (11/10/21)
Free Throws Attempted: 6, two times
Rebounds: 9, at WKU (11/9/21)
Assists: 3, San Jose State (1/23/19)
Steals: 4, vs. Mobile (11/4/21)
Blocks: 3, vs. Mobile (11/4/21)
Turnovers: 6, vs. Mobile (11/4/21)
Minutes Played: 39, at WKU (11/9/21)

MISCELLANEOUS

	21-22	ASU CAREER
Double-Figure Points	5	4
Double-Figure Rebounds	-	-
Double-Doubles	-	-
5+ Assists	-	-
Led team in Points	3	3
Led team in Rebounds	2	2
Led team in Blocks	1	1
Led team in Assists	-	-

YOUNG NOTEBOOK

- ◆ Averaged 9.8 points and five rebounds per game at John A. Logan College as a sophomore. He also averaged 1.8 assists per game at his power forward position.
- ◆ Finished the season shooting 48.8 percent from the floor and 32.4 percent from beyond the arc.
- ◆ Rated as a 3-star by ESPN, 247Sports and Rivals, originally signed with Wyoming out of Mt. Zion Prep in Baltimore.
- ◆ Sat out last season during COVID-19 shortened season.
- ◆ Scored a career-high 23 points and grabbed nine rebounds against WKU (11/9/21).
- ◆ Sat out contests against North Carolina Central (11/20/21), Tuskegee (11/22/21), North Alabama (11/28/21), and Dayton (12/1/21).

2021-22 GAME-BY-GAME

Opponent	MIN	FG	FG%	3-PT	3PT%	FT	FT%	REB	AST	TO	BL	ST	PTS
Mobile	27	5-9	.556	1-4	.250	1-2	.500	7	0	6	3	4	12
at WKU	39	9-16	.563	3-8	.375	2-2	1.000	9	1	5	1	1	23
at Vanderbilt	27	2-4	.500	2-4	.500	5-6	.833	1	1	3	1	1	11
at Missouri State	22	0-4	.000	0-4	.000	1-2	.500	3	2	0	2	0	1
at Iowa State	27	4-12	.333	1-4	.250	0-0	.000	6	1	1	1	1	9
at Iowa	13	3-5	.600	1-2	.500	3-3	1.000	0	2	0	0	0	10
NC Central													
Tuskegee													
North Alabama													
at Dayton													
Samford	14	1-6	.167	0-1	.000	0-0	.000	2	1	2	0	1	2
at Pepperdine													
at Texas													
at Texas Tech													
at MVSU													
at UAPB													
Jackson St.													
Alcorn State													
Alabama A&M													
at PVAMU													
at Texas Southern													
vs. B-CU													
Florida A&M													
at Grambling St.													
at Southern													
UAPB													
MVSU													
at Florida A&M													
at B-CU													
at Alabama A&M													
Southern													
Grambling St.													

YOUNG'S CAREER STATISTICS

Opponent	GP-GS	MIN-AVG	FG-A	PCT	3PT-A	PCT	FT-A	PCT	OFF-DEF-TOT	AVG	PF	A	AST/G	TO	BLK	STL	PTS	AVG
2018-19 (WYO)	20-13	476-23.8	50-127	.394	27-73	.370	8-17	.471	8-59-67	3.4	35	16	0.8	43	9	15	135	6.8
2021-22	6-6	141-23.5	19-47	.404	7-23	.304	11-13	.846	1-20-21	3.5	10	8	1.3	11	4	5	56	9.3
TOTALS	26-19	617-23.7	69-174	.397	34-96	.354	19-30	.633	9-79-88	3.4	45	24	0.9	54	13	20	191	7.3



1 - DJ JACKSON

G /// 6-1 /// 165 /// FRESHMAN /// 1L
SAN BERNARDINO, CA (ETIWANDA HS)

CAREER HIGHS

Points: 13, vs. Texas Southern (2/27/21)
Field Goals: 5, vs. Texas Southern (2/27/21)
Field Goals Attempted: 14, vs. Texas Southern (2/27/21)
3-Pt Field Goals: 3, vs. UAPB (2/6/21)
3-Pt Field Goals Attempted: 7, vs. Texas Southern (2/27/21)
Free Throws: 5, at Jackson State (3/6/21)
Free Throws Attempted: 6, at Jackson State (3/6/21)
Rebounds: 9, vs. Tuskegee (11/22/2021)
Assists: 5, vs. Tuskegee (11/22/2021)
Steals: 3, at Texas Southern (1/30/21)
Blocks: 1, vs. Prairie View A&M (3/1/21)
Turnovers: 7, vs. North Carolina Central (11/20/21)
Minutes Played: 37, vs. Texas Southern (2/27/21)

MISCELLANEOUS

	21-22	ASU CAREER
Double-Figure Points	-	2
Double-Figure Rebounds	-	-
Double-Doubles	-	-
5+ Assists	-	-
Led team in Points	-	-
Led team in Rebounds	1	1
Led team in Blocks	-	-
Led team in Assists	2	2

JACKSON NOTEBOOK

- ◆ Played in 17 games, starting 11 as a true freshman during 2021
- ◆ Grabbed 74 total rebounds (4.4 per game), dished out 28 total assists and recorded 12 steals.
- ◆ Earned start on the road against Vanderbilt (11/10/2021) this season.
- ◆ Missed two games for Alabama State on the road against Missouri State (11/13) and Iowa State (11/16).
- ◆ Set career highs in rebounds (nine) and assists (five) against Tuskegee (11/22/21).
- ◆ Missed game against North Alabama (11/28/21) and Dayton (12/1/21).
- ◆ Returned to his home state of California, starting against Pepperdine (12/11/21) and recorded four assists and a pair of steals, playing a season-high 27 minutes.

2021-22 GAME-BY-GAME

Opponent	MIN	FG	FG%	3-PT	3PT%	FT	FT%	REB	AST	TO	BL	ST	PTS
Mobile	15	2-3	.667	0-1	.000	0-0	.000	2	3	2	0	1	4
at WKU	11	0-2	.000	0-0	.000	0-0	.000	1	3	1	0	0	0
at Vanderbilt	15	0-2	.000	0-1	.000	0-0	.000	1	0	3	0	1	0
at Missouri State													
at Iowa State													
at Iowa	20	0-3	.000	0-1	.000	1-2	.500	1	1	0	0	1	1
NC Central	22	2-2	1.000	1-1	1.000	1-2	.500	5	3	7	0	3	6
Tuskegee	22	1-3	.333	0-1	.000	3-4	.750	9	5	1	0	2	5
North Alabama													
at Dayton													
Samford	6	1-2	.500	0-1	.000	2-2	1.000	0	0	1	0	0	4
at Pepperdine	27	1-7	.143	0-2	.000	3-5	.600	1	4	3	0	2	5
at Texas													
at Texas Tech													
at MVSU													
at UAPB													
Jackson St.													
Alcorn State													
Alabama A&M													
at PVAMU													
at Texas Southern													
vs. B-CU													
Florida A&M													
at Grambling St.													
at Southern													
UAPB													
MVSU													
at Florida A&M													
at B-CU													
at Alabama A&M													
Southern													
Grambling St.													

JACKSON'S CAREER STATISTICS

Opponent	GP-GS	MIN-AVG	FG-A	PCT	3PT-A	PCT	FT-A	PCT	OFF-DEF-TOT	AVG	PF	A	AST/G	TO	BLK	STL	PTS	AVG
2020-21	17-11	386-22.7	23-68	.338	10-31	.323	18-30	.600	10-40-50	2.9	47	28	1.6	32	2	12	74	4.4
2021-22	6-2	103-17.2	4-18	.222	1-6	.167	7-11	.636	2-7-9	1.5	12	11	1.8	15	0	7	16	2.7
TOTALS	23-13	489-21.3	27-86	.314	11-37	.297	25-41	.610	12-47-59	2.6	59	39	1.7	47	2	19	90	3.9



2 - JORDAN O'NEAL

F /// 6-7 /// 197 /// SOPHOMORE /// 1L
MOBILE, AL (COAHOMA CC)

CAREER HIGHS

Points: 19, vs. North Carolina Central (11/20/21)
Field Goals: 6, vs. North Carolina Central (11/20/21)
Field Goals Attempted: 10, vs. NC Central (11/20/21)
3-Pt Field Goals: 0, 24 times
3-Pt Field Goals Attempted: 1, at Texas Southern (1/30/21)
Free Throws: 7, vs. North Carolina Central (11/20/21)
Free Throws Attempted: 12, vs. NC Central (11/20/21)
Rebounds: 14, vs. North Carolina Central (11/20/21)
Assists: 2, two times
Steals: 3, Alcorn State (1/23/21)
Blocks: 4, two times
Turnovers: 4, two times
Minutes Played: 36, Alabama A&M (2/13/21)

MISCELLANEOUS

	21-22	ASU CAREER
Double-Figure Points	6	8
Double-Figure Rebounds	1	2
Double-Doubles	1	1
5+ Assists	--	--
Led team in Points	--	--
Led team in Rebounds	3	3
Led team in Blocks	2	5
Led team in Assists	--	--

O'NEAL NOTEBOOK

- ◆ Led the team with 23 blocked shots last season in just 13 games due to injury.
- ◆ Scored in double figures in three consecutive games against Vanderbilt (11/10), Missouri State (11/13), and Iowa State (11/16) - all on the road. Scored a career 11 points against Missouri State, and then set a new career-high with 12 against Iowa State the next game.
- ◆ Scored career-high 19 points against North Carolina Central (11/20/21) and grabbed a career-high 14 rebounds.

2021-22 GAME-BY-GAME

Opponent	MIN	FG	FG%	3-PT	3PT%	FT	FT%	REB	AST	TO	BL	ST	PTS
Mobile	25	4-4	1.000	0-0	.000	4-4	1.000	6	2	0	2	0	12
at WKU	29	3-4	.750	0-0	.000	0-0	.000	4	0	2	2	1	6
at Vanderbilt	24	5-6	.833	0-0	.000	0-1	.000	5	0	3	0	1	10
at Missouri State	22	5-9	.556	0-0	.000	1-2	.500	4	0	1	2	1	11
at Iowa State	31	5-9	.714	0-0	.000	2-2	1.000	6	1	2	3	1	12
at Iowa	6	0-0	.000	0-0	.000	0-0	.000	0	1	2	0	0	0
NC Central	31	6-10	.600	0-0	.000	7-12	.583	14	0	2	1	0	19
Tuskegee	17	3-4	.750	0-0	.000	1-5	.200	6	2	0	0	2	7
North Alabama	26	3-6	.500	0-0	.000	3-5	.600	8	0	4	0	1	9
at Dayton	28	5-10	.500	0-0	.000	0-0	.000	2	1	0	4	0	10
Samford	14	1-4	.250	0-0	.000	2-2	1.000	3	0	1	1	0	4
at Pepperdine													
at Texas													
at Texas Tech													
at MVSU													
at UAPB													
Jackson St.													
Alcorn State													
Alabama A&M													
at PVAMU													
at Texas Southern													
vs. B-CU													
Florida A&M													
at Grambling St.													
at Southern													
UAPB													
MVSU													
at Florida A&M													
at B-CU													
at Alabama A&M													
Southern													
Grambling St.													

O'NEAL'S CAREER STATISTICS

Opponent	GP-GS	MIN-AVG	FG-A	PCT	3PT-A	PCT	FT-A	PCT	OFF-DEF-TOT	AVG	PF	A	AST/G	TO	BLK	STL	PTS	AVG
2020-21	13-10	326-25.1	24-57	.421	0-2	.000	28-49	.571	25-37-62	4.8	35	9	0.7	24	23	7	76	5.8
2021-22	9-9	215-23.9	33-56	.589	0-0	.000	15-24	.625	16-30-46	5.1	36	3	0.3	17	13	5	81	9.0
TOTALS	22-19	541-24.6	57-113	.504	0-2	.000	43-73	.589	41-67-108	4.9	71	12	0.5	41	36	12	157	7.1



3 - GERALD LIDDELL

F /// 6-8 /// 203 /// JUNIOR /// TR
CIBOLO, TX (TEXAS)

CAREER HIGHS

Points: 22, vs. North Carolina Central (11/20/21)
Field Goals: 7, vs. North Carolina Central (11/20/21)
Field Goals Attempted: 17, vs. NC Central (11/20/21)
3-Pt Field Goals: 2, two times
3-Pt Field Goals Attempted: 3, three times
Free Throws: 7, two times
Free Throws Attempted: 8, three times
Rebounds: 11, vs. North Carolina Central (11/20/21)
Assists: 4, three times
Steals: 4, vs. North Carolina Central (11/20/21)
Blocks: 4, two times
Turnovers: 5, vs. Central Michigan (12/14/19)
Minutes Played: 39, vs. North Carolina Central (11/20/21)

MISCELLANEOUS

	21-22	ASU CAREER
Double-Figure Points	5	5
Double-Figure Rebounds	1	1
Double-Doubles	1	1
5+ Assists	-	-
Led team in Points	2	2
Led team in Rebounds	-	-
Led team in Blocks	4	4
Led team in Assists	4	4

LIDDELL NOTEBOOK

- ◆ Transfer from Texas.
- ◆ As a junior, played in seven games, while as a sophomore in 2019-20, played in 15 games (10 starts).
- ◆ Ranked as the No. 41 overall prospect in the nation by 247Sports and No. 47 by ESPN.
- ◆ Grabbed eight rebounds in season opener against WKU (11/9/21).
- ◆ Scored a then season-high 12 points against Missouri State (11/13/21) on the road, before breaking that mark with a then career-high 19 on the road against Iowa (11/18/21).
- ◆ Recorded a double-double with a career-high 22 points and 11 rebounds agianst North Carolina Central (11/20/21).
- ◆ Had a streak of five games with at least one blocked shot before it was snapped on the road at Pepperdine (12/11/21).

2021-22 GAME-BY-GAME

Opponent	MIN	FG	FG%	3-PT	3PT%	FT	FT%	REB	AST	TO	BL	ST	PTS
Mobile	22	3-8	.375	0-1	.000	2-4	.500	4	0	2	1	2	8
at WKU	24	2-5	.400	2-2	1.000	0-0	.000	8	3	3	0	0	6
at Vanderbilt	20	2-7	.286	1-3	.333	0-0	.000	2	0	2	1	0	5
at Missouri State	30	6-13	.462	0-2	.000	2-3	.667	2	1	3	0	0	12
at Iowa State	21	2-2	1.000	1-1	1.000	0-0	.000	4	1	2	0	1	5
at Iowa	29	6-11	.545	2-3	.667	5-6	.833	3	4	1	0	1	19
NC Central	39	7-17	.412	1-3	.333	7-8	.875	11	4	0	4	4	22
Tuskegee	19	1-5	.200	0-1	.000	4-8	.500	3	2	1	2	0	6
North Alabama	33	4-9	.444	0-1	.000	7-8	.875	6	3	3	2	1	15
at Dayton	27	2-8	.250	1-3	.333	0-0	.000	4	2	4	1	0	5
Samford	23	2-4	.500	0-1	.000	0-2	.000	5	1	1	4	1	4
at Pepperdine	28	6-12	.500	1-1	1.000	1-3	.333	4	1	2	0	2	14
at Texas													
at Texas Tech													
at MVSU													
at UAPB													
Jackson St.													
Alcorn State													
Alabama A&M													
at PVAMU													
at Texas Southern													
vs. B-CU													
Florida A&M													
at Grambling St.													
at Southern													
UAPB													
MVSU													
at Florida A&M													
at B-CU													
at Alabama A&M													
Southern													
Grambling St.													

LIDDELL'S CAREER STATISTICS

Opponent	GP-GS	MIN-AVG	FG-A	PCT	3PT-A	PCT	FT-A	PCT	OFF-DEF-TOT	AVG	PF	A	AST/G	TO	BLK	STL	PTS	AVG
2019-20	15-10	274-18.2	25-62	.403	4-12	.333	12-25	.480	13-37-50	3.3	42	15	1.0	23	11	8	66	4.4
2020-21	7-0	81-11.5	6-14	.429	2-7	.286	1-6	.167	4-8-12	1.7	11	3	0.4	7	1	1	15	2.1
2021-22	10-7	272-27.2	39-88	.443	9-20	.450	22-30	.733	9-41-50	5.0	35	20	2.0	19	12	13	109	10.9
TOTALS	32-17	627-19.6	70-164	.427	15-39	.385	35-61	.574	26-86-112	3.5	88	38	1.2	49	23	22	190	5.9



4 - E.J. CLARK

G /// 5-11 /// 165 /// JUNIOR /// 1L
DALLAS, TX (BOSSIER PARRISH CC)

CAREER HIGHS

Points: 10, two times
Field Goals: 4, two times
Field Goals Attempted: 9, two times
3-Pt Field Goals: 2, vs. UAPB (2/6/21)
3-Pt Field Goals Attempted: 5, at Texas Southern (1/30/21)
Free Throws: 5, at Texas Southern (1/30/21)
Free Throws Attempted: 6, vs. Grambling State (1/2/21)
Rebounds: 3, two times
Assists: 3, two times
Steals: 3, vs. Samford (12/8/21)
Blocks: 0, 22 times
Turnovers: 3, two times
Minutes Played: 30, vs. Jackson State (1/4/21)

MISCELLANEOUS

	21-22	ASU CAREER
Double-Figure Points	1	2
Double-Figure Rebounds	-	-
Double-Doubles	-	-
5+ Assists	-	-
Led team in Points	-	-
Led team in Rebounds	-	-
Led team in Blocks	-	-
Led team in Assists	1	1

CLARK NOTEBOOK

- ◆ Played in 12 games and started in one game last season.
- ◆ Scored 69 total points during the shortened season, recorded 18 assists and 10 steals.
- ◆ Came off the bench to score seven points against Iowa State (11/16/21).

2021-22 GAME-BY-GAME

Opponent	MIN	FG	FG%	3-PT	3PT%	FT	FT%	REB	AST	TO	BL	ST	PTS
Mobile	19	1-3	.333	0-1	.000	2-2	1.000	3	2	1	0	1	4
at WKU	6	0-0	.000	0-0	.000	0-0	.000	0	0	1	0	0	0
at Vanderbilt	10	0-0	.000	0-0	.000	0-0	.000	0	0	1	0	0	0
at Missouri State													
at Iowa State	17	2-4	.500	1-3	.333	2-4	.500	1	1	2	0	0	7
at Iowa	7	0-1	.000	0-0	.000	0-0	.000	1	0	1	0	0	0
NC Central													
Tuskegee	6	1-2	.500	0-1	.000	1-2	.500	3	2	1	0	0	3
North Alabama	7	0-2	.000	0-1	.000	3-4	.750	1	0	0	0	0	3
at Dayton	7	2-3	.667	0-0	.000	0-0	.000	0	1	1	0	0	4
Samford	24	4-9	.444	0-2	.000	2-2	1.000	1	3	2	0	3	10
at Pepperdine	12	0-1	.000	0-0	.000	0-0	.000	0	0	1	0	0	0
at Texas													
at Texas Tech													
at MVSU													
at UAPB													
Jackson St.													
Alcorn State													
Alabama A&M													
at PVAMU													
at Texas Southern													
vs. B-CU													
Florida A&M													
at Grambling St.													
at Southern													
UAPB													
MVSU													
at Florida A&M													
at B-CU													
at Alabama A&M													
Southern													
Grambling St.													

CLARK'S CAREER STATISTICS

Opponent	GP-GS	MIN-AVG	FG-A	PCT	3PT-A	PCT	FT-A	PCT	OFF-DEF-TOT	AVG	PF	A	AST/G	TO	BLK	STL	PTS	AVG
2020-21	12-1	245-20.4	21-64	.328	6-24	.250	21-25	.840	7-18-25	2.1	22	18	1.5	14	0	10	69	5.8
2021-22	8-1	93-11.6	8-20	.400	1-6	.167	7-10	.700	0-4-4	0.5	10	5	0.6	9	0	3	24	3.0
TOTALS	20-2	337-16.9	29-84	.345	7-30	.233	28-35	.800	7-22-29	1.5	32	23	1.2	23	0	13	93	4.7



5 - JUAN REYNA

G /// 6-2 /// 182 /// FRESHMAN /// HS
SAN ANTONIO, TX (DUNCANVILLE HS)

CAREER HIGHS

Points: 16, at WKU (11/9/21)
Field Goals: 4, four times
Field Goals Attempted: 12, vs. Samford (12/8/21)
3-Pt Field Goals: 4, vs. North Carolina Central (11/20/21)
3-Pt Field Goals Attempted: 11, vs. Samford (12/8/21)
Free Throws: 6, at WKU (11/9/21)
Free Throws Attempted: 6, at WKU (11/9/21)
Rebounds: 5 at Missouri State (11/13/21)
Assists: 3, at Iowa (11/18/21)
Steals: 1, three times
Blocks: 0, 12 times
Turnovers: 3, three times
Minutes Played: 32, at Missouri State (11/13/21)

MISCELLANEOUS

	21-22	ASU CAREER
Double-Figure Points	5	5
Double-Figure Rebounds	-	-
Double-Doubles	-	-
5+ Assists	-	-
Led team in Points	-	-
Led team in Rebounds	-	-
Led team in Blocks	-	-
Led team in Assists	-	-

REYNA NOTEBOOK

- ◆ Helped his team win a pair of state championships, leading his team to a 37-6 record overall.
- ◆ Scored 16 points in 23 minutes in season opener against WKU (11/9/21).
- ◆ Scored in double figures in the first three games this season against Vanderbilt (11/10/21), Missouri State (11/13/21), and Iowa State (11/16/21).
- ◆ Has connected on 17 consecutive free throws to open the season through Pepperdine (12/11/21).

2021-22 GAME-BY-GAME

Opponent	MIN	FG	FG%	3-PT	3PT%	FT	FT%	REB	AST	TO	BL	ST	PTS
Mobile	19	2-7	.286	1-4	.250	0-0	.000	1	2	0	0	1	5
at WKU	23	4-8	.500	2-5	.400	6-6	1.000	1	0	3	0	0	16
at Vanderbilt	20	4-7	.571	2-4	.500	0-0	.000	3	1	3	0	0	10
at Missouri State	32	4-9	.444	2-3	.667	0-0	.000	5	1	1	0	1	10
at Iowa State	25	1-5	.200	0-2	.000	0-0	.000	4	0	4	0	0	2
at Iowa	14	0-1	.000	0-1	.000	0-0	.000	3	3	3	0	0	0
NC Central	31	4-10	.400	4-8	.500	2-2	1.000	1	2	1	0	1	14
Tuskegee	18	3-6	.500	2-5	.400	2-2	1.000	0	1	0	0	1	10
North Alabama	31	2-7	.286	1-3	.333	3-3	1.000	1	0	3	0	0	8
at Dayton	17	1-5	.200	0-3	.000	0-0	.000	1	1	3	0	0	2
Samford	27	3-12	.250	2-11	.182	4-4	1.000	2	0	0	0	1	12
at Pepperdine	24	2-9	.222	1-5	.200	2-2	1.000	1	1	1	0	0	7
at Texas													
at Texas Tech													
at MVSU													
at UAPB													
Jackson St.													
Alcorn State													
Alabama A&M													
at PVAMU													
at Texas Southern													
vs. B-CU													
Florida A&M													
at Grambling St.													
at Southern													
UAPB													
MVSU													
at Florida A&M													
at B-CU													
at Alabama A&M													
Southern													
Grambling St.													

REYNA'S CAREER STATISTICS

Opponent	GP-GS	MIN-AVG	FG-A	PCT	3PT-A	PCT	FT-A	PCT	OFF-DEF-TOT	AVG	PF	A	AST/G	TO	BLK	STL	PTS	AVG
2021-22	10-7	246-24.6	25-73	.342	14-45	.311	17-17	1.000	2-20-22	2.2	22	9	0.9	22	0	3	81	8.1
TOTALS	10-7	246-24.6	25-73	.342	14-45	.311	17-17	1.000	2-20-22	2.2	22	9	0.9	22	0	3	81	8.1



10 - MICHAEL BARBER

F /// 6-8 /// 212 /// SOPHOMORE /// JC
JACKSON, MS (SW MISSISSIPPI CC / HOWARD)

CAREER HIGHS

Points: 10, vs. Mobile (11/4/21)
Field Goals: 4, vs. Mobile (11/4/21)
Field Goals Attempted: 7, Norfolk State (1/11/20)
3-Pt Field Goals: 1, at Georgia Washington (11/9/19)
3-Pt Field Goals Attempted: 1, three times
Free Throws: 5, two times
Free Throws Attempted: 8, vs. Tuskegee (11/22/21)
Rebounds: 10, at Iowa (11/18/21)
Assists: 1, at Norfolk State (2/29/20)
Steals: 3, at WKU (11/9/21)
Blocks: 3, two times
Turnovers: 3, at Iowa State (11/16/21)
Minutes Played: 24, at Iowa (11/18/21)

MISCELLANEOUS

	21-22	ASU CAREER
Double-Figure Points	1	1
Double-Figure Rebounds	1	1
Double-Doubles	-	-
5+ Assists	-	-
Led team in Points	-	-
Led team in Rebounds	2	2
Led team in Blocks	3	3
Led team in Assists	-	-

BARBER NOTEBOOK

- ◆ Completed in 24 contests off the bench (2019-20) at Howard.
- ◆ Recorded three assists against WKU (11/9/21).
- ◆ Recorded a career-high 10 rebounds against Iowa (11/18/21) on the road.
- ◆ Started first game of the season against Dayton (12/1/21) on the road, recording seven rebounds.

2021-22 GAME-BY-GAME

Opponent	MIN	FG	FG%	3-PT	3PT%	FT	FT%	REB	AST	TO	BL	ST	PTS
Mobile	16	4-5	.800	0-0	.000	2-2	1.000	7	1	0	0	1	10
at WKU	9	0-1	.000	0-0	.000	1-2	.500	1	0	0	1	3	1
at Vanderbilt	10	0-0	.000	0-0	.000	2-2	1.000	2	0	1	2	0	2
at Missouri State	7	0-0	.000	0-0	.000	2-2	1.000	0	0	1	0	0	2
at Iowa State	15	0-0	.000	0-0	.000	0-0	.000	3	0	3	3	0	0
at Iowa	24	2-5	.400	0-0	.000	3-5	.600	10	1	0	0	2	7
NC Central	13	1-1	1.000	0-0	.000	1-2	.500	5	0	2	0	0	3
Tuskegee	21	1-4	.250	0-0	.000	5-8	.625	5	0	0	0	2	7
North Alabama	11	1-2	.000	0-0	.000	0-0	.000	3	0	2	1	1	2
at Dayton	26	1-3	.333	0-1	.000	2-2	1.000	7	1	2	0	1	4
Samford	5	0-0	.000	0-0	.000	0-0	.000	1	0	0	0	0	0
at Pepperdine	12	0-2	.000	0-0	.000	2-2	1.000	2	0	0	0	0	2
at Texas													
at Texas Tech													
at MVSU													
at UAPB													
Jackson St.													
Alcorn State													
Alabama A&M													
at PVAMU													
at Texas Southern													
vs. B-CU													
Florida A&M													
at Grambling St.													
at Southern													
UAPB													
MVSU													
at Florida A&M													
at B-CU													
at Alabama A&M													
Southern													
Grambling St.													

BARBER'S CAREER STATISTICS

Opponent	GP-GS	MIN-AVG	FG-A	PCT	3PT-A	PCT	FT-A	PCT	OFF-DEF-TOT	AVG	PF	A	AST/G	TO	BLK	STL	PTS	AVG
2019-20 (HOW)	24-0	144-6.0	19-38	.500	1-2	.500	3-5	.600	11-30-41	1.7	21	3	0.1	9	9	7	42	1.8
2021-22	10-1	130-13.0	5-14	.357	0-1	.000	13-17	.765	14-20-34	3.4	14	2	0.2	11	8	7	23	2.3
TOTALS	34-1	274-8.1	24-52	.462	1-3	.333	16-22	.727	25-50-75	2.2	35	5	0.1	20	17	14	65	1.9



11 - JAYME MITCHELL

G /// 6-5 /// 187 /// FRESHMAN /// HS
JACKSON, MS (FOREST HILL HS)

CAREER HIGHS

Points: 8, at Vanderbilt (11/10/21)
Field Goals: 2, four times
Field Goals Attempted: 6, at Pepperdine (12/11/21)
3-Pt Field Goals: 1, two times
3-Pt Field Goals Attempted: 3, two times
Free Throws: 4, at Vanderbilt (11/10/21)
Free Throws Attempted: 4, two times
Rebounds: 5, two times
Assists: 3, at Vanderbilt (11/10/21)
Steals: 1, six times
Blocks: 1, four times
Turnovers: 3, at Iowa (11/18/21)
Minutes Played: 22, at Pepperdine (12/11/21)

MISCELLANEOUS

	21-22	ASU CAREER
Double-Figure Points	-	-
Double-Figure Rebounds	-	-
Double-Doubles	-	-
5+ Assists	-	-
Led team in Points	-	-
Led team in Rebounds	-	-
Led team in Blocks	-	-
Led team in Assists	-	-

MITCHELL NOTEBOOK

- ◆ Saw action against WKU (11/9/21) off the bench.
- ◆ Played double-digit minutes in back-to-back games against Vanderbilt (11/10/21) and Missouri State (11/13/21).
- ◆ Scored a career-high eight points against Vanderbil (11/10/21) off the bench.
- ◆ Started first career game at Pepperdine (12/11/21), scoring five points.

2021-22 GAME-BY-GAME

Opponent	MIN	FG	FG%	3-PT	3PT%	FT	FT%	REB	AST	TO	BL	ST	PTS
Mobile	3	0-0	.000	0-0	.000	0-0	.000	0	0	1	0	1	0
at WKU	1	0-1	.000	0-0	.000	0-0	.000	0	0	0	1	0	0
at Vanderbilt	19	2-3	.667	0-1	.000	4-4	1.000	5	3	2	1	1	8
at Missouri State	11	0-2	.000	0-1	.000	0-0	.000	1	0	1	0	0	0
at Iowa State	3	0-1	.000	0-0	.000	0-0	.000	0	0	0	0	0	0
at Iowa	12	2-5	.400	0-2	.000	1-2	.500	1	0	3	0	1	5
NC Central													
Tuskegee	10	2-2	1.000	1-1	1.000	1-2	.500	2	1	1	0	1	6
North Alabama	6	0-0	.000	0-0	.000	0-0	.000	1	0	1	1	0	0
at Dayton	7	1-1	1.000	0-0	.000	0-0	.000	0	0	1	0	0	2
Samford	16	2-5	.400	0-3	.000	1-4	.250	5	1	1	1	1	5
at Pepperdine	22	2-6	.333	1-3	.333	0-0	.000	3	0	1	0	1	5
at Texas													
at Texas Tech													
at MVSU													
at UAPB													
Jackson St.													
Alcorn State													
Alabama A&M													
at PVAMU													
at Texas Southern													
vs. B-CU													
Florida A&M													
at Grambling St.													
at Southern													
UAPB													
MVSU													
at Florida A&M													
at B-CU													
at Alabama A&M													
Southern													
Grambling St.													

MITCHELL'S CAREER STATISTICS

Opponent	GP-GS	MIN-AVG	FG-A	PCT	3PT-A	PCT	FT-A	PCT	OFF-DEF-TOT	AVG	PF	A	AST/G	TO	BLK	STL	PTS	AVG
2021-22	9-1	99-11.0	9-24	.375	1-10	.100	6-10	.600	2-14-16	1.8	9	4	0.4	10	3	4	25	2.8
TOTALS	9-1	99-11.0	9-24	.375	1-10	.100	6-10	.600	2-14-16	1.8	9	4	0.4	10	3	4	25	2.8



12 - MALIK SMILEY

G /// 6-3 /// 165 /// R-FRESHMAN /// 1L
BIRMINGHAM, AL (IMG ACADEMY)

CAREER HIGHS

Points: 0, two times
Field Goals: 0, two times
Field Goals Attempted: 0, two times
3-Pt Field Goals: 0, two times
3-Pt Field Goals Attempted: 0, two times
Free Throws: 0, two times
Free Throws Attempted: 0, two times
Rebounds: 0, two times
Assists: 0, two times
Steals: 0, two times
Blocks: 0, two times
Turnovers: 0, two times
Minutes Played: 2, at Prairie View A&M (2/1/21)

MISCELLANEOUS

	21-22	ASU CAREER
Double-Figure Points	--	--
Double-Figure Rebounds	--	--
Double-Doubles	--	--
5+ Assists	--	--
Led team in Points	--	--
Led team in Rebounds	--	--
Led team in Blocks	--	--
Led team in Assists	--	--

SMILEY NOTEBOOK

- ♦ Saw action in a pair of games during 2020-21 season.

2021-22 GAME-BY-GAME

Opponent	MIN	FG	FG%	3-PT	3PT%	FT	FT%	REB	AST	TO	BL	ST	PTS
Mobile													
at WKU													
at Vanderbilt													
at Missouri St.													
at Iowa State													
at Iowa													
NC Central													
Tuskegee													
North Alabama													
at Dayton													
Samford													
at Pepperdine													
at Texas													
at Texas Tech													
at MVSU													
at UAPB													
Jackson St.													
Alcorn State													
Alabama A&M													
at PVAMU													
at Texas Southern													
vs. B-CU													
Florida A&M													
at Grambling St.													
at Southern													
UAPB													
MVSU													
at Florida A&M													
at B-CU													
at Alabama A&M													
Southern													
Grambling St.													

SMILEY'S CAREER STATISTICS

Opponent	GP-GS	MIN-AVG	FG-A	PCT	3PT-A	PCT	FT-A	PCT	OFF-DEF-TOT	AVG	PF	A	AST/G	TO	BLK	STL	PTS	AVG
2020-21	2-0	2-1.0	0-0	.000	0-0	.000	0-0	.000	0-0-0	0.0	0	0	0.0	0	0	0	0	0.0
TOTALS	2-0	2-1.0	0-0	.000	0-0	.000	0-0	.000	0-0-0	0.0	0	0	0.0	0	0	0	0	0.0



13 - KAREEM CLARK

G /// 6-2 /// 191 /// JUNIOR /// JC
SACRAMENTO, CA (SOUTH MOUNTAIN CC)

CAREER HIGHS

Points: 1, vs. Tuskegee (11/22/21)
Field Goals: 0, two times
Field Goals Attempted: 2, at Dyaton (12/1/21)
3-Pt Field Goals: 0, two times
3-Pt Field Goals Attempted: 0, two times
Free Throws: 1, vs. Tuskegee (11/22/21)
Free Throws Attempted: 2, vs. Tuskegee (11/22/21)
Rebounds: 2, vs. Tuskegee (11/22/21)
Assists: 2, vs. Tuskegee (11/22/21)
Steals: 0, two times
Blocks: 0, two times
Turnovers: 1, at Dayton (12/1/21)
Minutes Played: 6, at Dayton (12/1/21)

MISCELLANEOUS

	21-22	ASU CAREER
Double-Figure Points	-	-
Double-Figure Rebounds	-	-
Double-Doubles	-	-
5+ Assists	-	-
Led team in Points	-	-
Led team in Rebounds	-	-
Led team in Blocks	-	-
Led team in Assists	-	-

CLARK NOTEBOOK

- ◆ Saw first action against Tuskegee in exhibition game, before playing against Dayton (12/1/21) on the road.
- ◆ Played six minutes against Dayton (12/1/21).

2021-22 GAME-BY-GAME

Opponent	MIN	FG	FG%	3-PT	3PT%	FT	FT%	REB	AST	TO	BL	ST	PTS
Mobile													
at WKU													
at Vanderbilt													
at Missouri St.													
at Iowa State													
at Iowa													
NC Central													
Tuskegee	5	0-0	.000	0-0	.000	1-2	.500	2	2	0	0	0	1
North Alabama													
at Dayton	6	0-2	.000	0-0	.000	0-0	.000	0	0	1	0	0	0
Samford													
at Pepperdine													
at Texas													
at Texas Tech													
at MVSU													
at UAPB													
Jackson St.													
Alcorn State													
Alabama A&M													
at PVAMU													
at Texas Southern													
vs. B-CU													
Florida A&M													
at Grambling St.													
at Southern													
UAPB													
MVSU													
at Florida A&M													
at B-CU													
at Alabama A&M													
Southern													
Grambling St.													

CLARK'S CAREER STATISTICS

Opponent	GP-GS	MIN-AVG	FG-A	PCT	3PT-A	PCT	FT-A	PCT	OFF-DEF-TOT	AVG	PF	A	AST/G	TO	BLK	STL	PTS	AVG
2021-22	1-0	6-6.0	0-2	.000	0-0	.000	0-0	.000	0-0-0	0.0	0	0	0.0	1	0	0	0	0.0
TOTALS	1-0	6-6.0	0-2	.000	0-0	.000	0-0	.000	0-0-0	0.0	0	0	0.0	1	0	0	0	0.0



15 - KEVION STEWART

G /// 6-3 /// 193 /// SENIOR /// 2L
MEMPHIS, TN (SIUE / CHATTANOOGA STATE)

CAREER HIGHS

Points: 21, at Grambling State (3/4/21)
Field Goals: 7, at Texas Southern (1/30/21)
Field Goals Attempted: 13, at Grambling State (3/4/21)
3-Pt Field Goals: 5, at MVSU (1/12/21)
3-Pt Field Goals Attempted: 8, at Grambling State (3/4/21)
Free Throws: 7, two times
Free Throws Attempted: 9, at Jackson State (3/6/21)
Rebounds: 5, vs. Alabama A&M (2/13/21)
Assists: 2, at Southern (2/22/21)
Steals: 4, at Grambling State (3/4/21)
Blocks: 2, at Boise State (12/14/19)
Turnovers: 4, vs. Alcorn State (1/23/21)
Minutes Played: 34, at Jackson State (3/6/21)

MISCELLANEOUS

	21-22	ASU CAREER
Double-Figure Points	2	11
Double-Figure Rebounds	-	-
Double-Doubles	-	-
5+ Assists	-	-
Led team in Points	1	3
Led team in Rebounds	-	-
Led team in Blocks	-	-
Led team in Assists	-	-

STEWART NOTEBOOK

- ◆ Played in 18 games and started in 11 games.
- ◆ Scored a total of 147 points in the shortened season.
- ◆ Father, Dwight Stewart, played and won national title at Arkansas.
- ◆ Did not play in season opener against WKU (11/9/21).

2021-22 GAME-BY-GAME

Opponent	MIN	FG	FG%	3-PT	3PT%	FT	FT%	REB	AST	TO	BL	ST	PTS
Mobile													
at WKU													
at Vanderbilt	10	1-4	.250	0-3	.000	0-0	.000	0	0	0	0	0	2
at Missouri State	6	1-4	.250	1-3	.333	0-0	.000	1	0	0	0	0	3
at Iowa State	6	1-4	.250	1-2	.500	1-2	.500	1	0	0	0	0	4
at Iowa	9	2-2	1.000	1-1	1.000	0-0	.000	0	1	1	0	1	5
NC Central	4	0-2	.000	0-2	.000	0-0	.000	0	0	0	0	1	0
Tuskegee	16	3-9	.333	2-5	.400	2-2	1.000	2	0	1	0	1	10
North Alabama	7	0-2	.000	0-1	.000	0-0	.000	1	0	1	0	0	0
at Dayton	8	1-3	.333	1-2	.500	7-8	.875	2	1	0	0	0	10
Samford	9	0-7	.000	0-6	.000	0-0	.000	1	0	1	0	0	0
at Pepperdine													
at Texas													
at Texas Tech													
at MVSU													
at UAPB													
Jackson St.													
Alcorn State													
Alabama A&M													
at PVAMU													
at Texas Southern													
vs. B-CU													
Florida A&M													
at Grambling St.													
at Southern													
UAPB													
MVSU													
at Florida A&M													
at B-CU													
at Alabama A&M													
Southern													
Grambling St.													

STEWART'S CAREER STATISTICS

Opponent	GP-GS	MIN-AVG	FG-A	PCT	3PT-A	PCT	FT-A	PCT	OFF-DEF-TOT	AVG	PF	A	AST/G	TO	BLK	STL	PTS	AVG
2019-20	26-10	323-12.4	29-106	.274	15-70	.214	16-26	.615	8-23-31	1.2	37	8	0.3	16	4	14	89	3.4
2020-21	18-11	368-20.4	39-114	.342	30-77	.390	39-52	.750	10-36-46	2.6	47	11	0.6	28	2	15	147	8.2
2021-22	8-0	63-7.9	6-28	.214	4-20	.200	8-10	.800	2-4-6	0.8	9	2	0.3	3	0	2	24	3.0
TOTALS	52-21	754-14.5	74-248	.298	49-167	.293	63-88	.716	20-63-83	1.6	92	21	0.4	46	6	31	260	5.0



20 - KENNY STRAWBRIDGE

G /// 6-6 /// 202 /// R-SOPHOMORE /// 1L
ROCKFORD, IL (WESTERN NEBRASKA / UMKC)

CAREER HIGHS

Points: 19, vs. Texas Southern (2/27/21)
Field Goals: 8, vs. North Alabama (11/28/21)
Field Goals Attempted: 15, at Alabama A&M (1/16/21)
3-Pt Field Goals: 3, vs. Alabama A&M (2/13/21)
3-Pt Field Goals Attempted: 5, vs. Alabama A&M (2/13/21)
Free Throws: 10, vs. Southern (1/25/21)
Free Throws Attempted: 13, vs. Southern (1/25/21)
Rebounds: 14, vs. Southern (1/25/21)
Assists: 5, at WKU (11/9/21)
Steals: 4, at Southern (2/22/21)
Blocks: 2, vs. Alabama A&M (2/13/21)
Turnovers: 6, vs. Alcorn State (1/23/21)
Minutes Played: 41, vs. North Carolina Central (11/20/21)

MISCELLANEOUS

	21-22	ASU CAREER
Double-Figure Points	4	14
Double-Figure Rebounds	1	6
Double-Doubles	1	5
5+ Assists	-	-
Led team in Points	3	3
Led team in Rebounds	1	1
Led team in Blocks	-	-
Led team in Assists	4	4

STRAWBRIDGE NOTEBOOK

- ◆ Second-leading scorer on last year's team, and earned a spot on ESPN Top 10 for his buzzer-beater against Southern.
- ◆ Named Second Team Preseason All-SWAC ahead of the 2021-22 season.
- ◆ Dished out five assists against WKU (11/9/21).
- ◆ Recorded a double-double against Pepperdine (12/11/21) on the road with 16 points and 11 rebounds.

2021-22 GAME-BY-GAME

Opponent	MIN	FG	FG%	3-PT	3PT%	FT	FT%	REB	AST	TO	BL	ST	PTS
Mobile	27	3-6	.500	0-0	.000	1-2	.500	5	2	2	0	3	7
at WKU	28	4-8	.500	0-1	.000	0-1	.000	4	5	2	0	0	8
at Vanderbilt	18	2-7	.286	0-1	.000	3-4	.750	5	0	3	0	1	7
at Missouri State	32	5-10	.500	0-1	.000	2-3	.667	2	1	3	0	0	12
at Iowa State	27	3-9	.333	0-0	.000	0-0	.000	3	3	3	0	2	6
at Iowa	18	3-5	.600	0-2	.000	0-1	.000	0	2	1	0	1	6
NC Central	41	0-5	.000	0-1	.000	1-2	.500	4	4	2	0	0	1
Tuskegee	23	4-8	.500	1-1	1.000	0-0	.000	3	2	4	0	1	9
North Alabama	34	8-12	.667	0-0	.000	0-1	.000	6	0	1	0	2	16
at Dayton	24	1-3	.333	1-1	1.000	0-3	.000	6	2	1	0	0	6
Samford	26	4-9	.444	1-4	.250	5-7	.714	7	0	3	2	0	14
at Pepperdine	34	7-14	.500	0-3	.000	2-4	.500	11	2	3	0	3	16
at Texas													
at Texas Tech													
at MVSU													
at UAPB													
Jackson St.													
Alcorn State													
Alabama A&M													
at PVAMU													
at Texas Southern													
vs. B-CU													
Florida A&M													
at Grambling St.													
at Southern													
UAPB													
MVSU													
at Florida A&M													
at B-CU													
at Alabama A&M													
Southern													
Grambling St.													

STRAWBRIDGE'S CAREER STATISTICS

Opponent	GP-GS	MIN-AVG	FG-A	PCT	3PT-A	PCT	FT-A	PCT	OFF-DEF-TOT	AVG	PF	A	AST/G	TO	BLK	STL	PTS	AVG
2020-21	18-17	540-30.0	61-170	.359	11-47	.234	56-78	.718	32-98-130	7.2	44	24	1.3	35	6	14	189	10.5
2021-22	10-10	282-28.2	37-82	.451	2-14	.143	13-26	.500	17-31-48	4.8	21	19	1.9	22	0	11	89	8.9
TOTALS	28-27	821-28.3	98-252	.389	13-61	.213	69-104	.663	49-129-178	6.4	65	43	1.5	57	6	25	278	9.9



21 - CHRISTIAN MCCRAY

G /// 6-6 /// 171 /// JUNIOR /// TR
LAS VEGAS, NV (CAL STATE FULLERTON)

CAREER HIGHS

Points: 20, at Iowa (11/18/21)
Field Goals: 8, at Iowa (11/18/21)
Field Goals Attempted: 12, Iowa (11/18/21)
3-Pt Field Goals: 4, at Iowa (11/18/21)
3-Pt Field Goals Attempted: 5, at Iowa (11/18/21)
Free Throws: 1, two times
Free Throws Attempted: 2, two times
Rebounds: 5, vs. Tuskegee (11/22/21)
Assists: 1, two times
Steals: 1, vs. Tuskegee (11/22/21)
Blocks: 0, nine times
Turnovers: 1, six times
Minutes Played: 17, at Iowa (11/18/21)

MISCELLANEOUS

	21-22	ASU CAREER
Double-Figure Points	2	2
Double-Figure Rebounds	-	-
Double-Doubles	-	-
5+ Assists	-	-
Led team in Points	2	2
Led team in Rebounds	-	-
Led team in Blocks	-	-
Led team in Assists	-	-

MCCRAY NOTEBOOK

- ◆ Played at Cal State Fullerton before transferring to Alabama State.
- ◆ Did not play against WKU (11/9/21).
- ◆ Scored a career-high eight points off the bench against Vanderbilt (11/10/21) in just nine minutes, before breaking that mark with 20 points off the bench against Iowa (11/18/21) in just 17 minutes.

2021-22 GAME-BY-GAME

Opponent	MIN	FG	FG%	3-PT	3PT%	FT	FT%	REB	AST	TO	BL	ST	PTS
Mobile													
at WKU													
at Vanderbilt	9	4-5	.800	0-0	.000	0-0	.000	0	0	1	0	1	8
at Missouri State	7	1-2	.500	0-1	.000	0-0	.000	1	1	1	0	0	2
at Iowa State													
at Iowa	17	8-12	.667	4-5	.800	0-0	.000	2	0	0	0	0	20
NC Central	9	2-5	.400	0-1	.000	0-0	.000	2	0	1	0	0	4
Tuskegee	20	7-9	.778	0-0	.000	1-2	.500	2	1	1	0	2	15
North Alabama	13	3-8	.375	0-0	.000	1-2	.500	5	0	1	0	0	7
at Dayton	13	3-6	.500	1-1	1.000	0-0	.000	3	0	0	0	0	7
Samford													
at Pepperdine	5	2-3	.667	0-0	.000	0-0	.000	0	0	0	0	0	4
at Texas													
at Texas Tech													
at MVSU													
at UAPB													
Jackson St.													
Alcorn State													
Alabama A&M													
at PVAMU													
at Texas Southern													
vs. B-CU													
Florida A&M													
at Grambling St.													
at Southern													
UAPB													
MVSU													
at Florida A&M													
at B-CU													
at Alabama A&M													
Southern													
Grambling St.													

MCCRAY'S CAREER STATISTICS

Opponent	GP-GS	MIN-AVG	FG-A	PCT	3PT-A	PCT	FT-A	PCT	OFF-DEF-TOT	AVG	PF	A	AST/G	TO	BLK	STL	PTS	AVG
2020-21 (CSUF)	1-0	9-9.0	2-4	.500	0-0	.000	0-0	.000	0-0-0	0.0	2	0	0.0	1	0	0	4	4.0
2021-22	7-0	75-10.7	23-41	.561	5-8	.625	1-2	.500	6-7-13	1.9	2	1	0.1	4	0	1	52	7.4
TOTALS	8-0	84-10.5	25-45	.556	5-8	.625	1-2	.500	6-7-13	1.6	4	1	0.1	5	0	1	56	7.0



22 - DARRELL REED

F /// 6-8 /// 211 /// FRESHMAN /// HS
HAMMOND, IN (HAMMOND HS)

CAREER HIGHS

Points: -
Field Goals: -
Field Goals Attempted: -
3-Pt Field Goals: -
3-Pt Field Goals Attempted: -
Free Throws: -
Free Throws Attempted: -
Rebounds: -
Assists: -
Steals: -
Blocks: -
Turnovers: -
Minutes Played: -

MISCELLANEOUS

	21-22	ASU CAREER
Double-Figure Points	-	-
Double-Figure Rebounds	-	-
Double-Doubles	-	-
5+ Assists	-	-
Led team in Points	-	-
Led team in Rebounds	-	-
Led team in Blocks	-	-
Led team in Assists	-	-

REED NOTEBOOK

- ◆ Has not played this season due to injury.

2021-22 GAME-BY-GAME

Opponent	MIN	FG	FG%	3-PT	3PT%	FT	FT%	REB	AST	TO	BL	ST	PTS
Mobile													
at WKU													
at Vanderbilt													
at Missouri St.													
at Iowa State													
at Iowa													
NC Central													
Tuskegee													
North Alabama													
at Dayton													
Samford													
at Pepperdine													
at Texas													
at Texas Tech													
at MVSU													
at UAPB													
Jackson St.													
Alcorn State													
Alabama A&M													
at PVAMU													
at Texas Southern													
vs. B-CU													
Florida A&M													
at Grambling St.													
at Southern													
UAPB													
MVSU													
at Florida A&M													
at B-CU													
at Alabama A&M													
Southern													
Grambling St.													

REED'S CAREER STATISTICS

Opponent	GP-GS	MIN-AVG	FG-A	PCT	3PT-A	PCT	FT-A	PCT	OFF-DEF-TOT	AVG	PF	A	AST/G	TO	BLK	STL	PTS	AVG
2021-22																		
TOTALS																		



23 - ASHTON MCCLELLAND

G /// 6-0 /// 153 /// R-SOPHOMORE /// TR
HOUSTON, TX (TEXAS SOUTHERN)

CAREER HIGHS

Points: 9, vs. LeTourneau (12/11/20)
Field Goals: 3, vs. LeTourneau (12/11/20)
Field Goals Attempted: 7, two times
3-Pt Field Goals: 2, at Iowa (11/18/21)
3-Pt Field Goals Attempted: 5, two times
Free Throws: 2, vs. LeTourneau (12/11/20)
Free Throws Attempted: 3, vs. LeTourneau (12/11/20)
Rebounds: 3, at Iowa (11/18/21)
Assists: 2, at Dayton (12/1/21)
Steals: 1, vs. MVSU (2/23/21)
Blocks: 0, 25 times
Turnovers: 1, three times
Minutes Played: 18, vs. LeTourneau (12/11/20)

MISCELLANEOUS

	21-22	ASU CAREER
Double-Figure Points	-	-
Double-Figure Rebounds	-	-
Double-Doubles	-	-
5+ Assists	-	-
Led team in Points	-	-
Led team in Rebounds	-	-
Led team in Blocks	-	-
Led team in Assists	1	1

MCCLELLAND NOTEBOOK

- ◆ Transfer from Texas Southern.
- ◆ Came off the bench in the second half against Iowa (11/18/21) and scored six points on a pair of three-pointers.

2021-22 GAME-BY-GAME

Opponent	MIN	FG	FG%	3-PT	3PT%	FT	FT%	REB	AST	TO	BL	ST	PTS
Mobile													
at WKU													
at Vanderbilt													
at Missouri St.													
at Iowa State													
at Iowa	17	2-7	.286	2-5	.400	0-0	.000	3	1	0	0	1	6
NC Central													
Tuskegee	5	1-1	1.000	1-1	1.000	0-0	.000	0	0	1	0	0	3
North Alabama													
at Dayton	11	1-5	.200	1-4	.250	0-0	.000	1	2	0	0	0	3
Samford													
at Pepperdine													
at Texas													
at Texas Tech													
at MVSU													
at UAPB													
Jackson St.													
Alcorn State													
Alabama A&M													
at PVAMU													
at Texas Southern													
vs. B-CU													
Florida A&M													
at Grambling St.													
at Southern													
UAPB													
MVSU													
at Florida A&M													
at B-CU													
at Alabama A&M													
Southern													
Grambling St.													

MCCLELLAND'S CAREER STATISTICS

Opponent	GP-GS	MIN-AVG	FG-A	PCT	3PT-A	PCT	FT-A	PCT	OFF-DEF-TOT	AVG	PF	A	AST/G	TO	BLK	STL	PTS	AVG
2019-20 (TSU)	12-0	30-2.5	4-17	.235	3-12	.250	1-2	.500	0-1-1	0.1	2	0	0.0	1	0	2	12	1.0
2020-21 (TSU)	10-0	43-4.3	5-15	.333	2-11	.182	2-3	.667	0-5-5	0.5	5	1	0.1	1	0	2	14	1.4
2021-22	2-0	27-13.5	3-12	.250	3-9	.333	0-0	.000	1-3-4	2.0	3	3	1.5	0	0	1	9	4.5
TOTALS	24-0	100-4.2	12-44	.273	8-32	.250	3-5	.600	1-9-10	0.4	10	4	0.2	2	0	5	35	1.5



24 - ISAIAH RANGE

G /// 6-3 /// 215 /// SOPHOMORE /// TR
CEDAR HILL, TX (TARLETON STATE)

CAREER HIGHS

Points: 21, vs. Cameron (2/8/20)
Field Goals: 10, vs. Cameron (2/8/20)
Field Goals Attempted: 16, vs. Cameron (2/8/20)
3-Pt Field Goals: 2, three times
3-Pt Field Goals Attempted: 6, at WKU (11/9/21)
Free Throws: 6, vs. Western New Mexico (1/18/20)
Free Throws Attempted: 6, vs. W. New Mexico (1/18/20)
Rebounds: 11, vs. St. Edward's (3/6/20)
Assists: 4, vs. Western New Mexico (1/18/20)
Steals: 4, at St. Edward's (1/30/20)
Blocks: 2, vs. Texas A&M-Kingsville (1/2/20)
Turnovers: 6, at Texas A&M-Kingsville (2/13/20)
Minutes Played: 37, vs. Texas A&M-Kingsville (12/21/19)

MISCELLANEOUS

	21-22	ASU CAREER
Double-Figure Points	4	4
Double-Figure Rebounds	1	1
Double-Doubles	1	1
5+ Assists	-	-
Led team in Points	-	-
Led team in Rebounds	1	1
Led team in Blocks	-	-
Led team in Assists	2	2

RANGE NOTEBOOK

- ◆ Transfer from Tarleton State.
- ◆ Scored 14 points off the bench against WKU (11/9/21) and grabbed four rebounds.
- ◆ Recorded his first double-double against Iowa State (11/16/21) with 15 points and 10 rebounds.

2021-22 GAME-BY-GAME

Opponent	MIN	FG	FG%	3-PT	3PT%	FT	FT%	REB	AST	TO	BL	ST	PTS
Mobile	24	4-10	.400	2-5	.400	0-0	.000	5	3	4	0	0	10
at WKU	30	6-13	.462	2-6	.333	0-0	.000	4	2	6	1	0	14
at Vanderbilt	19	4-7	.571	1-2	.500	0-0	.000	3	2	2	0	2	9
at Missouri State	31	2-9	.222	1-4	.250	0-0	.000	6	0	6	0	2	5
at Iowa State	29	7-13	.538	0-3	.000	1-4	.250	10	3	5	0	1	15
at Iowa	14	1-2	.500	1-2	.500	0-0	.000	1	1	1	1	0	3
NC Central	34	5-10	.500	1-4	.250	0-0	.000	2	1	2	0	0	11
Tuskegee	13	4-5	.800	0-1	.000	1-1	1.000	2	1	3	1	0	9
North Alabama	32	4-12	.333	0-2	.000	1-3	.333	4	2	1	1	1	9
at Dayton	2	1-5	.200	0-2	.000	2-2	1.000	2	2	2	0	0	4
Samford	30	3-7	.429	1-3	.333	2-2	1.000	9	2	1	1	1	9
at Pepperdine	31	4-11	.364	1-2	.500	0-1	.000	7	1	1	0	1	9
at Texas													
at Texas Tech													
at MVSU													
at UAPB													
Jackson St.													
Alcorn State													
Alabama A&M													
at PVAMU													
at Texas Southern													
vs. B-CU													
Florida A&M													
at Grambling St.													
at Southern													
UAPB													
MVSU													
at Florida A&M													
at B-CU													
at Alabama A&M													
Southern													
Grambling St.													

RANGE'S CAREER STATISTICS

Opponent	GP-GS	MIN-AVG	FG-A	PCT	3PT-A	PCT	FT-A	PCT	OFF-DEF-TOT	AVG	PF	A	AST/G	TO	BLK	STL	PTS	AVG
2019-20 (TARL)	30-20	711-23.7	117-237	.494	19-74	.257	28-53	.528	29-84-113	3.8	33	28	0.9	46	5	26	281	9.4
2021-22	10-6	273-27.3	37-89	.416	8-30	.267	6-12	.500	11-37-48	4.8	20	16	1.6	27	4	8	88	8.8
TOTALS	40-26	984-24.6	154-326	.472	27-104	.260	34-65	.523	40-121-161	4.0	53	44	1.1	73	9	34	369	9.2

STATISTICS (EXCLUDES EXHIBITION GAMES)

2021-22 OVERALL STATISTICS

##	Player	Minutes		Total		3-pointers		Free Throws		Rebounds		PF	A	TO	Stl	Blk	Pts	Avg
		GP-GS	Tot-Avg	FG-A	FG%	3FG-A	3PT%	FT-FTA	FT%	Off-Def-Tot	Avg							
3	Liddell, Gerald	10-7	272-27.2	39-88	.443	9-20	.450	22-30	.733	9-41-50	5.0	35	20	19	13	12	109	10.9
0	Young, Trace	6-6	141-23.5	19-47	.404	7-23	.304	11-13	.846	1-20-21	3.5	10	8	11	4	5	56	9.3
2	O'Neal, Jordan	9-9	215-23.9	33-56	.589	0-0	.000	15-24	.625	16-30-46	5.1	36	3	17	5	13	81	9.0
20	Strawbridge, Kenny	10-10	282-28.2	37-82	.451	2-14	.143	13-26	.500	17-31-48	4.8	21	19	22	11	0	89	8.9
24	Range, Isaiah	10-6	273-27.3	37-89	.416	8-30	.267	6-12	.500	11-37-48	4.8	20	16	27	8	4	88	8.8
5	Reyna, Juan	10-7	246-24.6	25-73	.342	14-45	.311	17-17	1.000	2-20-22	2.2	22	9	22	3	0	81	8.1
14	McCray, Christian	7-0	75-10.7	23-41	.561	5-8	.625	1-2	.500	6-7-13	1.9	2	1	4	1	0	52	7.4
23	McClelland, Ashton	2-0	27-13.5	3-12	.250	3-9	.333	0-0	.000	1-3-4	2.0	3	3	0	1	0	9	4.5
4	Clark, E.J.	8-1	93-11.6	8-20	.400	1-6	.167	7-10	.700	0-4-4	0.5	10	5	9	3	0	24	3.0
15	Stewart, Kevion	8-0	63-7.9	6-28	.214	4-20	.200	8-10	.800	2-4-6	0.8	9	2	3	2	0	24	3.0
11	Mitchell, Jayme	9-1	99-11.0	9-24	.375	1-10	.100	6-10	.600	2-14-16	1.8	9	4	10	4	3	25	2.8
1	Jackson, DJ	6-2	103-17.2	4-18	.222	1-6	.167	7-11	.636	2-7-9	1.5	12	11	15	7	0	16	2.7
10	Barber, Michael	10-1	130-13.0	5-14	.357	0-1	.000	13-17	.765	14-20-34	3.4	14	2	11	7	8	23	2.3
13	Clark, Kareem	1-0	6-6.0	0-2	.000	0-0	.000	0-0	.000	0-0-0	0.0	0	0	1	0	0	0	0.0
Total		10	2025	248-594	.418	55-192	.286	126-182	.692	105-249-354	35.4	203	103	180	69	45	677	67.7
Opponents			2025	288-654	.440	88-267	.330	161-221	.729	138-262-400	40.0	170	159	139	80	43	825	82.5

TEAM STATISTICS	ASU	OPP
SCORING		
Total Points	677	825
Points Per Game	67.7	82.5
Scoring Margin	-14.8	-
SHOOTING		
FG: Made-Attempted	248-594	288-654
FG: Percentage	.418	.440
FG: Per Game	24.8	28.8
3PT: Made-Attempted	55-192	88-267
3PT: Percentage	.286	.330
3PT: Per Game	5.5	8.8
FT: Made-Attempted	126-182	161-221
FT: Percentage	.692	.729
FT: Per Game	12.6	16.1
REBOUNDING		
Total	354	400
Per Game	35.4	40.0
Margin	-4.6	-
ASSISTS		
Total	103	159
Per Game	10.3	15.9
TURNOVERS		
Total	180	139
Per Game	18.0	13.9
Margin	-4.1	-
Assist/Turnover Ratio	0.6	1.1
Points Off Turnovers	14.8	19.6
STEALS		
Total	69	80
Per Game	6.9	8.0
BLOCKS		
Total	45	43
Per Game	4.5	4.3
ATTENDANCE		
Total	1557	49368
Per Game	3-519	7-7,053

2021-22 GAME-BY-GAME STATISTICS (EXCLUDES EXHIBITION GAMES)

Opponent	Date	Score	w/l	fgm/a	pct	3fg/a	pct	ftm/a	pct	off-def-tot	avg	ast	to	blk	stl	pts	avg
Alabama State at WKU	11.9.21	74-79	L	28-58	.483	9-22	.409	9-11	.818	8-29-37	37.0	14	23	5	6	74	74.0
				28-64	.438	6-19	.316	17-30	.567	14-23-37	37.0	13	17	4	9	79	79.0
Alabama State at Vanderbilt	11.10.21	72-91	L	26-52	.500	6-19	.316	14-17	.824	6-22-28	32.5	7	24	5	8	72	73.0
				29-64	.453	8-28	.286	25-33	.758	17-21-38	37.5	17	15	3	11	91	85.0
Alabama State at Missouri State	11.13.21	60-78	L	24-62	.387	4-19	.211	8-12	.667	9-24-33	32.7	6	16	4	7	60	68.7
				27-63	.429	8-30	.267	16-19	.842	13-31-44	39.7	13	14	7	9	78	82.7
Alabama State at Iowa State	11.16.21	60-68	L	25-57	.439	4-15	.267	6-12	.500	12-32-44	35.5	10	23	7	6	60	66.5
				26-70	.371	1-20	.050	15-19	.789	13-23-36	38.8	13	8	6	12	68	79.0
Alabama State at Iowa State	11.18.21	82-108	L	29-59	.492	11-24	.458	13-19	.684	7-20-27	33.8	17	14	2	8	82	69.6
				38-73	.521	20-44	.455	12-16	.750	18-26-44	39.8	28	10	2	7	108	84.8
North Carolina Central at Alabama State	11.20.21	80-74	W	27-71	.380	4-25	.160	16-25	.640	10-23-33	38.7	11	16	2	7	74	83.0
				27-62	.435	7-20	.350	19-28	.679	14-31-45	35.7	14	19	5	9	80	71.3
Tuskegee at Alabama State	11.22.21	91-65	W	24-57	.421	6-26	.231	11-21	.524	9-21-30	37.4	9	21	3	10	65	80.4
				31-58	.534	7-17	.412	22-38	.579	11-29-40	36.3	19	14	4	12	91	74.1
North Alabama at Alabama State	11.28.21	69-81	L	28-63	.444	14-28	.500	11-14	.786	10-20-30	37.4	16	13	5	2	81	82.7
				25-60	.417	1-8	.125	18-26	.692	15-23-38	36.0	5	18	5	6	69	71.0
Alabama State at Dayton	12.1.21	54-93	L	19-54	.352	5-17	.294	11-15	.733	10-20-30	35.3	13	17	5	1	54	68.9
				30-63	.476	10-21	.476	23-27	.852	15-28-43	38.1	16	8	2	10	93	84.0
Samford at Alabama State	12.8.21	64-74	L	26-68	.382	7-28	.250	15-23	.652	20-34-54	39.9	11	20	4	8	74	82.9
				21-65	.323	4-32	.125	18-25	.720	12-27-39	35.7	8	14	7	10	64	68.3
Alabama State at Pepperdine	12.11/21	62-79	L	24-65	.369	4-16	.250	10-17	.588	12-21-33	35.4	9	12	0	9	62	67.7
				29-55	.527	10-24	.417	11-15	.733	8-33-41	40.0	21	18	8	5	79	82.5

2021-22 GAME-BY-GAME STATISTICS (EXCLUDES EXHIBITION GAME AGAINST MOBILE)

ALABAMA STATE GAME HIGHS

Points	91	vs. Tuskegee (11/22/2021)
Field Goals Made	31	vs. Tuskegee (11/22/2021)
Field Goal Attempts	65	at Pepperdine (12/11/2021)
		vs. Samford (12/8/2021)
Field Goal Percentage	.534 (31-58)	vs. Tuskegee (11/22/2021)
3-Point Field Goals Made	11	at Iowa (11/18/2021)
3-Point Field Goals Attempted	32	vs. Samford (12/8/2021)
3-Point Field Goal Percentage	.458 (11-24)	at Iowa (11/18/2021)
Free Throws Made	22	vs. Tuskegee (11/22/2021)
Free Throw Attempts	38	vs. Tuskegee (11/22/2021)
Free Throw Percentage	.824 (14-17)	at WKU (11/9/2021)
Rebounds	45	vs. North Carolina Central (11/20/2021)
Assists	19	vs. Tuskegee (11/22/2021)
Steals	12	vs. Tuskegee (11/22/2021)
Blocks	7	vs. Samford (12/8/2021)
		at Iowa State (11/16/2021)
Turnovers	24	at Vanderbilt (11/10/2021)
Fouls	27	at WKU (11/9/2021)

OPPONENT GAME HIGHS

Points	108	Iowa (11/18/2021)
Field Goals Made	38	Iowa (11/18/2021)
Field Goal Attempts	73	Iowa (11/18/2021)
Field Goal Percentage	.527 (29-55)	Pepperdine (12/11/2021)
3-Point Field Goals Made	20	Iowa (11/18/2021)
3-Point Field Goals Attempted	44	Iowa (11/18/2021)
3-Point Field Goal Percentage	.500 (14-28)	North Alabama (11/28/2021)
Free Throws Made	25	Vanderbilt (11/10/2021)
Free Throw Attempts	33	Vanderbilt (11/10/2021)
Free Throw Percentage	.852 (23-27)	Dayton (12/1/2021)
Rebounds	54	Samford (12/8/2021)
Assists	28	Iowa (11/18/2021)
Steals	12	Iowa State (11/16/2021)
Blocks	8	Pepperdine (12/11/2021)
Turnovers	21	Tuskegee (11/22/2021)
Fouls	24	Tuskegee (11/22/2021)

ALABAMA STATE INDIVIDUAL GAME HIGHS

Points	23	Trace Young at WKU (11/9/2021)
Field Goals Made	9	Trace Young at WKU (11/9/2021)
Field Goal Attempts	17	Gerald Liddell vs. North Carolina Central (11/20/2021)
Field Goal Percentage	.833 (5-6)	Jordan O'Neal at Vanderbilt (11/10/2021)
3-Point Field Goals Made	4	Juan Reyna vs. North Carolina Central (11/20/2021)
		Christian McCray at Iowa (11/18/2021)
3-Point Field Goals Attempted	11	Juan Reyna vs. Samford (12/8/2021)
3-Point Field Goal Percentage	1.000 (2-2)	Gerald Liddell at WKU (11/9/2021)
Free Throws Made	7	Kevion Stewart at Dayton (12/1/2021)
		Gerald Liddell vs. North Alabama (11/28/2021)
		Gerald Liddell vs. North Carolina Central (11/20/2021)
		Jordan O'Neal vs. North Carolina Central (11/20/2021)
Free Throw Attempts	12	Jordan O'Neal vs. North Carolina Central (11/20/2021)
Free Throw Percentage	1.000 (6-6)	Juan Reyna at WKU (11/9/2021)
	1.000 (4-4)	Jayme Mitchell at Vanderbilt (11/10/2021)
	1.000 (3-3)	Trace Young at Iowa (11/18/2021)
Rebounds	14	Jordan O'Neal vs. North Carolina Cental (11/20/2021)
Assists	5	DJ Jackson vs. Tuskegee (11/22/2021)
		Kenny Strawbridge at WKU (11/9/2021)
Steals	4	Gerald Liddell vs. North Carolina Central (11/20/2021)
Blocks	4	Gerald Liddell vs. Samford (12/8/2021)
		Jordan O'Neal at Dayton (12/1/2021)
		Gerald Liddell vs. North Carolina Central (11/20/2021)
Turnovers	7	DJ Jackson vs. North Carolina Central (11/20/2021)
Fouls	5	Gerald Liddell vs. Samford (12/8/2021)
		Jordan O'Neal at Dayton (12/1/2021)
		Jordan O'Neal vs. North Carolina Central (11/20/2021)
		Gerald Liddell at Iowa State (11/6/2021)
		DJ Jackson at Vanderbilt (11/10/2021)
		Jordan O'Neal at WKU (11/9/2021)
		Gerald Liddell at WKU (11/9/2021)

OPPONENT INDIVIDUAL GAME HIGHS

Points	31	Isiaih Mosley, Missouri State (11/13/2021)
Field Goals Made	12	Isiaih Mosley, Missouri State (11/13/2021)
Field Goal Attempts	22	Devin Booker, Tuskegee (11/22/2021)
		Randy Miller, Jr., North Carolina Central (11/20/2021)
		Isiaih Mosley, Missouri State (11/13/2021)
Field Goal Percentage	.714 (5-7)	Jaylen Butz, WKU (11/9/2021)
3-Point Field Goals Made	5	Payton Sandfort, Iowa (11/18/2021)
3-Point Field Goals Attempted	12	Devin Booker, Tuskegee (11/22/2021)
		Payton Sandfort, Iowa (11/18/2021)
3-Point Field Goal Percentage	1.000 (2-2)	Sherman Brashear, WKU (11/9/2021)
Free Throws Made	9	Tyrese Hunter, Iowa State (11/16/2021)
Free Throw Attempts	11	Jermaine Marshall, Samford (12/8/2021)
Free Throw Percentage	1.000 (8-8)	Malachi Smith, Dayton (12/1/2021)
	1.000 (3-3)	Isiaih Mosley, Missouri State (11/13/2021)
Rebounds	14	Gaige Prim, Missouri State (11/13/2021)
Assists	11	Joe Toussaint, Iowa (11/18/2021)
Steals	5	Malachi Smith, Dayton (12/1/2021)
Blocks	5	Gaige Prim, Missouri State (11/13/2021)
Turnovers	5	Jairus Hamilton, WKU (11/9/2021)
		Dayvion McKnight, WKU (11/9/2021)
Fouls	5	Jermaine Marshall, Samford (12/8/2021)
		Isaac Chatman, North Alabama (11/28/2021)
		Dontavious King, North Carolina Central (11/20/2021)

GAME RECAPS

GAME 4
Missouri State 78, Alabama State 60
November 13, 2021

SPRINGFIELD, Mo. | Gerald Liddell (Cibola, Texas) led four players in double figures for Alabama State as the Hornets dropped their third consecutive road game to open the season, falling to Missouri State 78-60 at JQH Arena on Saturday night.


Liddell finished the night 14 points on 6-of-13 shooting from the floor and picked up three steals, while Kenny Strawbridge (Rockford, Ill.) finished with 12 points on 5-of-10 shooting from the floor with a pair of blocked shots. Jordan O'Neal (Mobile, Ala.) chipped in with 11 points and a pair of blocked shots.

Juan Reyna (San Antonio, Texas) scored in double figures for the third consecutive game, adding 10 points with a pair of three-pointers for the Hornets who finished the night shooting 38.7 (24-of-62) percent from the floor. They also shot 21.1 (4-of-19) percent from beyond the arc and 66.7 (8-fo-12) percent from the free throw line.

Meanwhile, Isiah Mosley led Missouri State (1-1) with 31 points on 12-of-22 shooting from the floor, while Gaige Prim finished with a double-double scoring 11 points and grabbing 14 rebounds.

Missouri State shot 42.9 (27-of-63) percent from the floor and 26.7 (8-of-30) percent from beyond the arc, while also shooting 84.2 (16-of-19) percent from the free throw line.

Official Basketball Box Score - Final															Game Time: 1:02 PM		
Alabama St. at Missouri St.															Game Duration: 1:02		
11/13/21 JQH Arena, Springfield															Attendance: 1,000		
Record: 0-3															Officiate: Gary Marshall, Anthony Pate, Brandon Stone		
Alabama St. - 60															Shooting By Period		
NO. Name	Min	FG			FT	Rebounds	Fouls	TP	AS	TS	Blocks		+/-				
		M/A	SA	BA							SB	BA			+/-		
1 Christian Gray	P 22:28	0-4	0-4	1-2	0-3	3	1	1	2	0	2	0	1	1	3PT% 28.57		
2 Treas Young	P 22:28	5-9	0-0	1-2	1-3	4	1	11	0	1	1	2	1	3	FT% 75.0		
3 Jay's Remya	G 31:51	4-9	2-3	0-0	0-5	5	2	10	1	0	1	0	2	22	3PT% 14.29		
20 Keanu Blandridge	P 20:00	1-1	0-0	0-0	0-0	0	0	0	0	0	0	0	0	7	FT% 0.0		
24 Isaac Roney	G 21:31	2-9	1-9	1-4	0-0	6	6	3	0	5	6	2	0	0	FT% 1.4		
3 Garrett Leibel	TS 19:10	0-2	0-2	0-0	1-3	4	3	14	1	1	3	0	0	0	3PT% 0.0		
10 Michael Barber	P 05:50	0-0	0-0	0-2	0-0	0	1	1	2	0	1	0	0	0	FT% 0.0		
11 Jaymie Mitchell	G 02:37	0-2	0-2	0-0	0-0	1	2	0	0	0	0	0	0	0	FT% 0.0		
14 Christian McCray	P 05:50	1-2	0-1	0-0	1-1	0	0	2	1	1	0	0	0	0	FT% 0.0		
15 Kevon Stewart	P 06:02	1-4	1-5	0-0	0	1	0	1	0	3	0	0	0	1	FT% 0.0		
Totals						5		7		1		0		1			
Points		24		42		20		22		16		10		4			
Rebounds		16		22		12		16		10		4		7			
Technical Fouls		NONE															
Missouri St. - 76															Shooting By Period		
NO. Name	Min	FG			FT	Rebounds	Fouls	TP	AS	TS	Blocks		+/-				
		M/A	SA	BA							SB	BA			+/-		
1 Christian Gray	P 30:38	5-10	1-2	0-0	2-3	3	2	1	3	2	1	1	4	1	1	FT% 10.0	
40 Gage Phipps	P 10:45	4-6	3-0	3-5	4	10	14	8	11	1	2	2	1	31	1	FT% 58.33	
5 Darneshia Sharp	G 20:58	1-4	0-3	1-2	1	2	0	2	4	0	1	1	1	24	0	3PT% 0.0	
1 Isaiah Murrell	G 20:14	10-20	4-3	3-3	1	4	4	0	24	31	0	1	0	17	0	3PT% 35.3	
31 Josiah Black	G 23:05	5-12	4-11	0-3	0	3	3	2	3	6	1	2	0	29	0	FT% 33.33	
33 Dawson Carter	P 12:11	5-5	0-0	0-0	1	2	3	0	2	4	0	0	1	1	0	3PT% 0.0	
44 Kevon Stewart	P 21:27	0-4	0-3	2-2	0	1	3	1	2	1	1	0	0	0	0	FT% 0.0	
25 Lashon Peterson	P 12:51	5-5	0-0	0-0	0	0	0	0	0	0	0	0	0	0	0	FT% 0.0	
33 Isaac Roney	TS 12:19	0-0	0-0	0-0	0	2	2	0	0	1	2	2	0	0	0	FT% 0.0	
Totals		27		43		16		19		13		21		14		4	
Points		76		30		44		0		4		0		19		14	
Rebounds		27		43		22		19		13		21		14		4	
Technical Fouls		NONE															
ASU															Shooting By Period		
Player Stat	1st	2nd	3rd	4th	Total	Points	Rebounds	TSU	FTS	Fouls	Period by Period Scoring	1st	2nd	Total			
																1st	2nd
Best Scoring Run	11:19-24	8:11-12:29				28	28	34	1	1	ASU	21	31	60			
Lead Changes						Second Chance											
Time Left						Fast Break											
Time with Lead	00:00					39:32											
Totals																	
Points		28		34		28		34		28		31		60			
Rebounds		28		34		28		34		28		31		60			
Technical Fouls		NONE															



GAME RECAPS

GAME 7
Alabama State 80, NCCU 74 (ot)
November 20, 2021

MONTGOMERY, Ala. | Alabama State used a pair of double-doubles by Gerald Liddell (Cibolo, Texas) and Jordan O'Neal (Mobile, Ala.) to push past North Carolina Central 80-74 in overtime at the Dunn-Oliver Acadome on Saturday night.

Liddell paced Alabama State (1-5) with 22 points and 11 rebounds in 38 minutes of action, including hitting a lay-up to tie the game with just 6.6 seconds left in overtime and sealing the win at the line in the extra frame. Meanwhile, O'Neal finished with 19 points and 14 rebounds (including six offensive boards) while playing just 32 minutes after fouling out in regulation.

The two finished just eight rebounds shy of the entire North Carolina Central team.

Juan Reyna (San Antonio, Texas) finished with 14 points including a big three in overtime to put the Hornets up, while Isaiah Range (Cedar Hill, Texas) finished with 11. Alabama State led late in the second half before North Carolina Central stormed back from a seven-point deficit at 66-59 with just under four minutes to play to take a two-point lead with under 30 seconds left in regulation. After a timeout, Liddell drove the length of the floor and hit a lay-up to tie the game, before DJ Jackson (San Bernardino, Calif.) had a chance to win it at the buzzer after a steal but missed an off-balance three-pointer.

The Hornets finished the night shooting 43.5 (27-of-62) percent from the floor and 35.0 (7-of-20) from beyond the arc. They also finished the night shooting 67.9 (19-of-28) percent from the free throw line.

Randy Miller, Jr. led North Carolina Central with 23 points.

Official Basketball Box Score - Final

N.C. Central at Alabama St.

11/20/21 Dunn-Oliver Acadome, Montgomery

2021-22 Men's Basketball

Game Time: 7:00 PM

Game Duration: 2:16

Attendance: 1,021

Officials: Fred Lutz

N.C. Central - 74

Record: 0-4

NO. Name	Min	FG		3P	FT		Rebounds	Fouls	TP	AS	TO	Blocks	±	
		M	A		M	A								
2 Kira Murray	19:55	1-4	0-2	0-1	2	3	2	2	2	0	1	0	8	
1 Cameron Baker	01:00	0-0	0-0	1-2	4	4	3	1	1	0	1	0	26	
3 Alex Caldwell	07:02	0-5	0-2	1-1	0	0	3	1	1	2	1	0	-10	
11 Marquis Maffitt	03:02	0-11	0-6	0-4	4	4	1	0	7	1	0	0	8	
44 Randy Miller Jr.	07:42	0-2	1-7	1-4	1	5	1	0	2	0	0	2	8	
19 Darius King	19:02	1-6	0-0	1-3	3	3	5	3	9	1	0	0	4	
21 Eric Boone	02:30	1-0	0-0	1-4	1	4	1	1	0	0	0	0	2	
3 Akeem Price	07:18	1-2	1-1	0-0	0	0	0	0	0	0	0	0	2	
26 Nicolas Pennell	08:14	0-0	0-0	2-2	3	4	3	1	1	0	2	0	4	
10 Samuel Kato	03:07	0-0	0-0	0-1	1	1	0	0	0	0	0	0	3	
5 Justin Wright	14:38	0-5	0-1	2-2	2	2	2	8	1	0	0	0	1	
Team		0	0	0	0	0	0	0	1	1	0	0	1	
Totals		27-71	4-25	10-23	33	22	21	74	11	16	7	2	5	8

Technical Fouls:NONE

Shooting By Period

1st	FG	3P	FT	Rebounds	Fouls	TP	AS	TO	Blocks	±
2nd	FG	3P	FT	Rebounds	Fouls	TP	AS	TO	Blocks	±
3rd	FG	3P	FT	Rebounds	Fouls	TP	AS	TO	Blocks	±
4th	FG	3P	FT	Rebounds	Fouls	TP	AS	TO	Blocks	±
OT	FG	3P	FT	Rebounds	Fouls	TP	AS	TO	Blocks	±
1st	FG	3P	FT	Rebounds	Fouls	TP	AS	TO	Blocks	±
2nd	FG	3P	FT	Rebounds	Fouls	TP	AS	TO	Blocks	±
3rd	FG	3P	FT	Rebounds	Fouls	TP	AS	TO	Blocks	±
4th	FG	3P	FT	Rebounds	Fouls	TP	AS	TO	Blocks	±
OT	FG	3P	FT	Rebounds	Fouls	TP	AS	TO	Blocks	±

Alabama St. - 85

Record: 1-5

NO. Name	Min	FG		3P	FT		Rebounds	Fouls	TP	AS	TO	Blocks	±	
		M	A		M	A								
2 Jordan Chubb	11:26	6-10	0-0	7-12	6	8	4	5	19	2	1	1	6	
9 Gerald Lewis	07:47	2-7	1-3	0-0	1	10	11	8	25	4	0	0	1	
5 Juan Riera	01:15	0-0	0-0	0-0	0	1	1	3	14	2	1	1	0	
20 Keaney Strawn	04:00	0-9	0-2	1-2	1	3	4	1	2	1	4	0	0	
24 Isaiah Hanks	04:13	5-10	1-4	0-0	1	1	2	2	11	1	2	0	8	
15 Kevin Stewart	04:16	0-2	0-0	0-0	0	0	1	0	1	0	0	0	4	
11 Michael Jackson	04:14	2-2	1-1	0-0	1	4	5	1	6	3	7	0	0	
10 Khalil Barber	12:48	1-1	0-0	1-2	3	2	5	3	1	0	2	0	0	
14 Christian McCarty	09:30	2-5	0-1	0-0	1	4	4	0	0	0	0	0	0	
Team		0	0	0	0	0	0	0	0	0	0	0	0	
Totals		27-62	7-19	13-31	14	31	22	22	80	16	18	9	2	6

Technical Fouls:NONE

Shooting By Period

1st	FG	3P	FT	Rebounds	Fouls	TP	AS	TO	Blocks	±
2nd	FG	3P	FT	Rebounds	Fouls	TP	AS	TO	Blocks	±
3rd	FG	3P	FT	Rebounds	Fouls	TP	AS	TO	Blocks	±
4th	FG	3P	FT	Rebounds	Fouls	TP	AS	TO	Blocks	±
OT	FG	3P	FT	Rebounds	Fouls	TP	AS	TO	Blocks	±
1st	FG	3P	FT	Rebounds	Fouls	TP	AS	TO	Blocks	±
2nd	FG	3P	FT	Rebounds	Fouls	TP	AS	TO	Blocks	±
3rd	FG	3P	FT	Rebounds	Fouls	TP	AS	TO	Blocks	±
4th	FG	3P	FT	Rebounds	Fouls	TP	AS	TO	Blocks	±
OT	FG	3P	FT	Rebounds	Fouls	TP	AS	TO	Blocks	±

Biggest Lead

Lead Scoring Run

Timeouts

Time Left

NCU

ASU

Points Scored

Free Throws

Paint

Fast Breaks

Bench

Period

1st

2nd

3rd

4th

Final

74-85

20-11

38-21

31-28

34-13

10-14

11-17

11-11

16-7

NCU

ASU

34

38

12

6

74

85

17:00

10:11

0:00

17:00

10:11

0:00

17:00

10:11

0:00

17:00

10:11

0:00

20-11

38-21

31-28

34-13

10-14

11-17

11-11

16-7

NCU

ASU

34

38

12

6

74

85

17:00

10:11

0:00

17:00

10:11

0:00

17:00

10:11

0:00

17:00

10:11

0:00

20-11

38-21

31-28

34-13

10-14

11-17

11-11

16-7

NCU

ASU

34

38

12

6

74

85

17:00

10:11

0:00

17:00

10:11

0:00

17:00

10:11

0:00

17:00

10:11

0:00

20-11

38-21

31-28

34-13

10-14

11-17

11-11

16-7

NCU

ASU

34

38

12

6

74

85

17:00

10:11

0:00

17:00

10:11

0:00

17:00

10:11

0:00

17:00

10:11

0:00

20-11

38-21

31-28

34-13

10-14

11-17

11-11

16-7

NCU

ASU

34

38

12

6

74

85

17:00

10:11

0:00

17:00

10:11

0:00

17:00

10:11

0:00

17:00

10:11

0:00

20-11

38-21

31-28

34-13

10-14

11-17

11-11

16-7

NCU

ASU

34

38

12

6

74

85

17:00

10:11

0:00

17:00

10:11

0:00

17:00

10:11

0:00

17:00

10:11

0:00

20-11

38-21

31-28

34-13

10-14

11-17

11-11

16-7

NCU

ASU

34

38

12

6

74

85

17:00

10:11

0:00

17:00

10:11

0:00

17:00

10:11

0:00

17:00

10:11

0:00

20-11

38-21

31-28

34-13

10-14

11-17

11-11

16-7

NCU

ASU

34

38

12

6

74

85

17:00

10:11

0:00

17:00

10:11

0:00

17:00

10:11

0:00

17:00

10:11

0:00

20-11

38-21

31-28

34-13

10-14

11-17

11-11

16-7

NCU

ASU

34

38

12

6

74

85

17:00

10:11

0:00

17:00

10:11

0:00

17:00

10:11

0:00

17:00

10:11

0:00

20-11

38-21

31-28

34-13

10-14

11-17

11-11

16-7

NCU

ASU

34

38

12

6

74

85

17:00

10:11

0:00

17:00

10:11

0:00

17:00

10:11

0:00

17:00

10:11

0:00

20-11

38-21

31-28

34-13

10-14

11-17

11-11

16-7

NCU

ASU

34

38

12

6

74

85

17:00

10:11

0:00

17:00

10:11

0:00

17:00

10:11

0:00

17:00

10:11

0:00

20-11

38-21

31-28

34-13

10-14

11-17

11-11

16-7

NCU

ASU

34

38

12

6

74

85

17:00

10:11

0:00

17:00

10:11

0:00

17:00

10:11

0:00

17:00

10:11

0:00

20-11

38-21

31-28

34-13

10-14

11-17

11-11

16-7

NCU

ASU

34

38

12

6

74

85

17:00

10:11

0:00

17:00

10:11

0:00

17:00

10:11

0:00

17:00

10:11

0:00

20-11

38-21

31-28

34-13

10-14

11-17

11-11

16-7

NCU

ASU

34

38

12

6

74

85

17:00

10:11

0:00

17:00

10:11

0:00

17:00

10:11

0:00

17:00

10:11

0:00

20-11

38-21

31-28

34-13

10-14

11-17

11-11

16-7

NCU

ASU

34

38

12

6

74

85

17:00

10:11

0:00

17:00

10:11

0:00

17:00

10:11

0:00

17:00

10:11

0:00

20-11

38-21

31-28

34-13

10-14

11-17

11-11

16-7

NCU

ASU

34

38

12

6

74

85

17:00

10:11

0:00

17:00

10:11

0:00

17:00

10:11

0:00

17:00

10:11

0:00

20-11

38-21

31-28

34-13

10-14

11-17

11-11

16-7

NCU

ASU

34

38

12

6

74

85

17:00

10:11

0:00

17:00

10:11

0:00

17:00

10:11

0:00

17:00

10:11

0:00

20-11

38-21

31-28

34-13

10-14

11-17

11-11

16-7

NCU

ASU

34

38

12

6

74

85

17:00

10:11

0:00

17:00

10:11

0:00

17:00

10:11

0:00

17:00

10:11

0:00

20-11

38-21

31-28

34-13

10-14

11-17

11-11

16-7

NCU

ASU

34

38

12

6

74

85

17:00

10:11

0:00

17:00

10:11

0:00

17:00

10:11

0:00

17:00

10:11

0:00

20-11

38-21

31-28

34-13

10-14

11-17

11-11

16-7

NCU

ASU

NATIONAL RANKINGS

Associated Press

Team	Record	Pts
1 Baylor (60)	10-0	1,524 1
2 Duke	10-1	1,445 2
3 Purdue	10-1	1,360 3
4 Gonzaga	9-2	1,313 5
5 UCLA	9-1	1,294 4
6 Arizona (1)	11-0	1,230 8
7 Kansas	9-1	1,210 7
8 Southern California	12-0	937 10
9 Iowa State	11-0	926 11
10 Alabama	9-2	897 6
11 Michigan State	9-2	822 12
12 Auburn	10-1	782 13
13 Houston	10-2	780 14
14 Ohio State	8-2	744 15
15 Seton Hall	9-2	693 16
16 Texas	8-2	569 17
17 LSU	11-0	542 19
18 Xavier	11-1	469 22
19 Tennessee	8-2	447 18
20 Kentucky	8-2	428 21
21 Colorado State	10-0	328 23
22 Providence	11-1	266 NR
23 Villanova	7-4	222 9
24 Wisconsin	9-2	182 NR
25 Texas Tech	8-2	86 25

RECEIVING VOTES: Oklahoma 65, West Virginia 57, Connecticut 55, Illinois 49, Loyola Chicago 42, Arkansas 9, Michigan 9, BYU 8, North Carolina 7, San Francisco 6, Wake Forest 5, Oklahoma State 4, Virginia Tech 4, Iowa 3, Minnesota 3, Creighton 2, Memphis 1.

Ferris Mowers Coaches Poll

Team	Record	Pts
1 Baylor	10-0	800
2 Duke	10-1	754
3 Purdue	10-1	689
4 Gonzaga	9-2	673
4 Arizona	11-0	673
6 UCLA	9-1	670
7 Kansas	9-1	639
8 Iowa State	11-0	501
9 Southern California	12-0	480
10 Michigan St	9-2	446
11 Alabama	9-2	422
12 Auburn	10-1	412
13 Ohio St.	8-2	400
14 Houston	10-2	398
15 Seton Hall	9-1	383
16 Louisiana State	11-0	254
17 Texas	8-2	243
18 Kentucky	8-2	217
19 Tennessee	8-2	215
20 Xavier	11-1	204
21 Colorado St.	10-0	203
22 Villanova	7-4	158
23 Providence	11-1	149
24 Wisconsin	9-2	129
25 Texas Tech	8-2	89

DROPPED OUT: No. 19 Arkansas; No. 22 Connecticut.

RECEIVING VOTES: Arkansas 36; Connecticut 34; Illinois 24; West Virginia 23; Oklahoma 21; Loyola-Chicago 16; Minnesota 15; San Francisco 12; Wake Forest 9; Saint Mary's 3; Florida 2; Brigham Young 2; Michigan 1; Indiana 1.

College Insiders Mid-Major Poll

Team	Record	Pts
1 Gonzaga (29)	8-2	773
2 San Francisco (2)	10-0	737
3 Loyola Chicago	9-2	694
4 Jona	9-2	627
5 BYU	8-2	622
6 Saint Mary's	9-2	598
7 Belmont	8-3	595
8 Chattanooga	9-1	497
9 Weber State	9-1	466
10 Murray State	8-1	448
11 South Dakota State	9-3	444
12 Ohio	7-2	431
13 Oakland	7-3	342
14 New Mexico State	8-2	337
15 Drake	6-4	315
16 James Madison	9-2	228
17 Monmouth	8-2	221
18 Toledo	7-3	202
19 Southern Utah	7-3	192
20 UC Irvine	5-2	186
21 Boston University	9-3	120
22 Buffalo	6-3	112
23 Furman	7-3	99
24 Utah Valley	7-3	94
25 Akron	6-3	74

RECEIVING VOTES: Norfolk State 55, Vermont 52, Grand Canyon 48, UC Santa Barbara 44, Santa Clara 43, Missouri State 38, Stephen F. Austin 34, Navy 29, Campbell 26, Texas A&M Corpus Christi 25, South Alabama 24, Loyola Marymount 19, Delaware 18, Samford 17, ETSU 16, Cleveland State 15, Liberty 14, FGCU 12, Texas State 11, Western Illinois 11, Wofford 11, Arkansas State 9, Georgia State 9, Miami OH 9, Princeton 6, Kent State 5, UC Riverside 5, Wagner 5, California Baptist 4, Seattle 3, Georgia Southern 2, Mercer 1, Yale 1.

THE WEEK AHEAD

Monday	Tuesday	Wednesday	Thursday	Friday	Saturday	Sunday
Practice 6 - 8 pm	Practice TBA	at Texas 1 pm	Travel Day	Off Day	Off Day	Practice 3 - 5 pm
POST PRACTICE	POST PRACTICE	POST GAME	NO INTERVIEWS	NO INTERVIEWS	NO INTERVIEWS	by request only
20	21	22	23	24	25	26

POSTGAME INTERVIEWS

Head coach Mo Williams and selected student-athletes will be available to the media via Zoom following all home games, and selected road games upon request. Any requests for additional coaches or student-athletes not selected may be made to Travis Jarome (tjarome@alasu.edu) any point during or immediately after the game.

GAME NOTES

Game notes for all games are available on the men's basketball page on the official athletics website at BamaStatesports.com.


CREDENTIALS

Credentials for covering Alabama State's 2021-22 men's basketball can be obtained by following the credential requests guidelines on BamaStateSports.com. If you have any questions, you can email Director of Athletic Strategic Communications, Travis Jarome at tjarome@alasu.edu.

DISTRIBUTION LIST

To be added to the Alabama State Athletics media distribution list, email your media outlet and email addresses to Director of Athletic Strategic Communications, Travis Jarome at tjarome@alasu.edu. All outlets on the distribution list will receive PDFs of the box score and play by play, as well as notes and quotes following each game.

RADIO / TELEVISION ROSTER



0 • TRACE YOUNG
F • 6-8 • 83 • Jr. - JC
Owensboro, Kentucky



1 • DJ JACKSON
G • 6-1 • 165 • Fr. - 1L
San Bernardino, California



2 • JORDAN O'NEAL
F • 6-7 • 197 • So. - 1L
Mobile, Alabama



3 • GERALD LIDDELL
F • 6-8 • 203 • Jr. - TR
Cibola, Texas



4 • E.J. CLARK
G • 5-11 • 165 • Jr. - 1L
Dallas, Texas



5 • JUAN REYNA
G • 6-2 • 182 • Fr. - HS
San Antonio, Texas



10 • MICHAEL BARBER
F • 6-8 • 212 • So. - JC
Jackson, Mississippi



11 • JAYME MITCHELL
G • 6-5 • 187 • Fr. - HS
Jackson, Mississippi



12 • MALIK SMILEY
G • 6-4 • 165 • R-Fr. - 1L
Birmingham, Alabama



13 • KAREEM CLARK
G • 6-3 • 191 • Jr. - JC
Sacramento, California



15 • KEVON STEWART
G • 6-3 • 183 • Sr. - 2L
Memphis, Tennessee




20 • KENNY STRAWBRIDGE
G • 6-6 • 202 • R-So. - 1L
Rockford, Illinois



21 • CHRISTIAN MCCRAY
G • 6-6 • 171 • Jr. - TR
Las Vegas, Nevada



22 • DARRELL REED
F • 6-8 • 211 • Fr. - HS
Hammond, Indiana



23 • ASHTON MCCLELLAND
G • 6-0 • 153 • R-So. - TR
Houston, Texas



40 • ISAAH RANGE
G • 6-3 • 215 • So. - TR
Cedar Hill, Texas



MO WILLIAMS
Head Coach
Second Season



TREY JOHNSON
Associate Head Coach
Second Season



TYRONE LEVETT
Assistant Coach
Fourth Season



KEITH WILLIAMS
Assistant Coach
Second Season