



@WKUBasketball WKUBasketball

@wkubasketball WKUSports

WKUSports.com

ALABAMA STATE (0-0) AT WKU (0-0)

Tuesday, Nov. 9 | 7 p.m. (CT) | Bowling Green, Ky.
E.A. Diddle Arena (7,523)

LISTEN [Hilltopper Sports Network](#)

• Randy Lee (pxp), Hal Schmitt (analysis)

WATCH ESPN3/WKU PBS

• Jeff Greer (pxp), Tim Scarborough (analysis)

LIVE STATS [wku.statbroadcast.com](#)

NOVEMBER (0-0)

1	Campbellsville (EXH)	W, 82-61
5	Univ. of the Cumberlands (EXH)	W, 88-59
9	Alabama State	7 p.m. CT
12	vs. Minnesota (1)	5:30 p.m. CT
14	vs. S. Carolina/Princeton (1)	4 or 6:30 p.m. CT
19	at Memphis	7 p.m. CT
24	Alabama A&M	4 p.m. CT
27	UT Martin	12 p.m. CT

DECEMBER (0-0)

4	Eastern Kentucky	6 p.m. CT
8	Buffalo	7 p.m. CT
11	vs. Ole Miss (2)	7:30 p.m. CT
14	Centre College	7 p.m. CT
18	Louisville	1:30 p.m. CT
22	at Austin Peay	7 p.m. CT
30	at Southern Miss*	7 p.m. CT

JANUARY (0-0)

1	at Louisiana Tech*	1 p.m. CT
8	FIU*	2 p.m. CT
13	Rice*	8 p.m. CT
15	North Texas*	3 p.m. CT
20	at Florida Atlantic*	6 p.m. CT
22	at FIU*	6 p.m. CT
27	UAB*	8 p.m. CT
29	Middle Tennessee*	2 p.m. CT

FEBRUARY (0-0)

3	at Charlotte*	6 p.m. CT
5	at Old Dominion*	6 p.m. CT
10	Florida Atlantic*	7 p.m. CT
13	at UTSA*	12 p.m. CT
17	Charlotte*	7 p.m. CT
19	Old Dominion*	6 p.m. CT
26	at Middle Tennessee*	6 p.m. CT

MARCH (0-0)

2	at Marshall*	6 p.m. CT
5	Marshall*	2 p.m. CT

(*) Conference USA Game

(1) Asheville Championship (Asheville, N.C.)

(2) Holiday Hoopsgiving (Atlanta)

2021-22 DIGITAL MEDIA GUIDE

Scan the QR Code
or visit link below
to access guide
at WKUSports.com



<https://goto.ps/21MBBGuide>

WESTERN KENTUCKY

BASKETBALL

2021-22 GAME NOTES

MEDIA CONTACT: Zach Greenwell, Senior Associate Athletic Director • zach.greenwell@wku.edu • (270) 668-4716

SECONDARY CONTACT: Dana Brown, Media Relations Coordinator • dana.brown667@topper.wku.edu • (317) 752-6161

KEY PAGES

Page 2 | Streaks/Standings

Page 3 | Roster/Coaching Staff

Page 4 | Last Series Meeting

Page 9 | Chasing Record Book

Page 11 | Last Time It Happened

Page 12-13 | Rick Stansbury

Pgs. 14-28 | Player Bios

Page 31 | 2020-21 Stats

Page 32 | Radio/TV Roster

THE TIP-OFF

WKU Hilltopper Basketball opens the 2021-22 regular season Tuesday against Alabama State at 7 p.m. CT at E.A. Diddle Arena. The game will stream on ESPN3 and air locally in Bowling Green on WKU PBS.

WKU prepped in the preseason with a pair of exhibition victories over Campbellsville and the University of the Cumberlands. Alabama State beat Mobile 72-47 in its lone exhibition game.

The Hilltoppers are 3-0 all-time against Alabama State, most recently winning 79-66 in 2016. Head coach Rick Stansbury is 4-0 in his career against the Hornets.

PROJECTED STARTING LINEUP

		Lineup projection based on previous games

TOP STORYLINES

- WKU is 70-32 all-time in season openers, including a 93-87 win over Northern Iowa last year. The Hilltoppers have won 15 of their last 17 home openers and are 83-19 all-time in the season's first home game.
- WKU returns just 30% of its scoring, 26% of rebounding, 44% of assists and 19% of blocks from 2020-21.
- **Josh Anderson** was named a C-USA Preseason All-Conference honoree for the first time in his career. Anderson could become the first player in Hilltopper history to earn five letters with the program.
- Transfer forward **Jairus Hamilton** averaged 20.5 points and 12.5 rebounds in the exhibition wins while also going a combined 9 of 12 from 3-point range. Hamilton shot 43% from 3 last year at Maryland.
- WKU junior center **Jamarion Sharp** is the tallest player in college basketball at 7 feet, 5 inches. Sharp had 14 points, seven rebounds and three blocks in his Hilltopper debut vs. Campbellsville. | **More info pg. 6**
- The Hilltoppers were picked third in the preseason Conference USA poll, behind West Division foes UAB and Louisiana Tech. This is the first time since 2017-18 that WKU hasn't been picked to win the league.
- WKU's 88 wins over the last four years are the most in Conference USA. The Hilltoppers are one of 14 programs in the nation to have won at least 20 games in each of the last four seasons, and one of 18 schools in the nation to appear in their league's last three championship games. | **More info pg. 5**

WKU HILLTOPPERS

2020-21 Record	21-8
Ranking	NR
2020-21 NCAA NET	81
Last Game	W, 88-59 vs. Cumberlands (EXH)
Head Coach	Rick Stansbury
Career Record	396-226 (20th season)
Record at School	103-60 (Sixth season)
Return Leading Scorer	Josh Anderson (9.3 ppg)
Return Leading Rebounds	Josh Anderson (3.9 rpg)
Return Leading Assists	Dayvion McKnight (3.8 apg)

ALABAMA STATE HORNETS

2020-21 Record	4-14
Ranking	NR
2020-21 NCAA NET	343
Last Game	W, 72-47 vs. Mobile (EXH)
Head Coach	Mo Williams
Career Record	4-14 (Second season)
Record at School	Same
Return Leading Scorer	K. Strawbridge (10.5 ppg)
Return Leading Rebounds	Strawbridge (7.2 rpg)
Return Leading Assists	DJ Heath (2.5 apg)

WORKING CREDENTIALS: To request credentials, please contact Senior Associate AD Zach Greenwell or Media Relations Coordinator Dana Brown. All requests should be made as early as possible and should be limited to working press only. Space on the E.A. Diddle Arena press row is limited, and a media/photo work room is available on the ground level just off the arena floor for credentialed media members.

Credentials will be screened and issued on a priority basis, with national publications, daily newspapers, wire services, originating radio and television networks, television tape crews and student newspapers from WKU and the visiting school receiving top priority. Requests from weekly newspapers, internet publications and radio stations that cover WKU and the visiting team may be honored on a space-available basis.

Spouses, dates, equipment carriers and non-working members of the media are restricted from press row, sidelines and interview areas. Any abuse of a credential to a WKU athletic event will result in the immediate removal of the media member from the event as well as the agency losing credential privileges for the remainder of the season.

MEDIA WILL CALL: Credentials may be picked up on gameday at the Media Will Call located at Gate 2 of E.A. Diddle Arena. Please be mindful that parking is done by a list and parking passes will not be issued, so please request parking at the same time.

PHOTOGRAPHERS: Credentials for photographers will be issued on the basis of circulation, with priority granted to agencies covering the participating schools on a regular basis. Credentials will not be issued to freelance photographers unless they are employed by a reputable publication or the media relations office of the participating schools. Per NCAA rule, images or likeness of current student-athletes may not be sold, distributed or used for commercial purposes.

RADIO COVERAGE: Radio broadcast permission must be obtained in advance, along with press row reservations, from Zach Greenwell. WKU maintains courtesy ethernet and phone lines for schools who can provide reciprocal

arrangements for the Hilltopper Sports Network. ISDN lines will not be available in Diddle Arena this season.

BASELINE AREAS: Access to the baselines is reserved for photographers/videographers. Seating on the baselines is extremely limited, and several spots will be marked and reserved for season credential holders. Media must remain within the six spots on each baseline, away from the areas around the goals and stairs, and outside the team bench areas. Those who do not adhere to these policies will be asked to move or leave the building.

RECRUITS: Per NCAA rule, media are not permitted to have contact with a prospect or family members of a prospect during their visit (official or unofficial) to campus, including prospects in attendance at practice or games. Contact includes in-person conversations, phone calls, text messages, emails, social media, etc.

GAMEDAY SERVICES: Games will be largely paperless, with in-game statistics and game notes made available online instead of in printed form. Printed final box scores will be available. Media guides and flipcards will still be provided in print on a limited basis. WKU offers live stats for media members through StatBroadcast (wku.statbroadcast.com), with all other materials online at WKUSports.com.

POSTGAME INTERVIEWS: Head coach Rick Stansbury and select players will hold a postgame news conference with the media in the Paul Just Media Center at E.A. Diddle Arena. Interviews with the visiting team can be coordinated with the visiting SID unless it is predetermined that the visiting team will also come to the media room.

WEEKLY PRESS CONFERENCE: Head coach Rick Stansbury will hold a press conference for credentialed media during the week when the team schedule allows, usually on a weekly basis. Select players may also be available at the weekly press conference. Contact Zach Greenwell or Dana Brown for any inquiries about the weekly press conference schedule.

COVID-19 PROTOCOL: WKU Athletics will follow University guidelines as it relates to COVID-19 health and safety.

CURRENT WKU STREAKS	
All Games	L1
Last Win: 03/17/21 vs. Saint Mary's	
At E.A. Diddle Arena	W1
Last Loss: 03/05/21 vs. Old Dominion	
On the Road	L1
Last Win: 01/24/21 at Middle Tennessee	
Neutral Sites	L1
Last Win: 03/17/21 vs. Saint Mary's	
vs. Ranked Opponents	L3
Last Win: 12/29/19 vs. #15/16 Wisconsin	
Nonconference (Home)	W4
Last Loss: 12/28/19 vs. Belmont	
Nonconference (Road/Neutral)	W1
Last Loss: 02/25/21 at #12/10 Houston	
Conference USA	L1
Last Win: 03/12/21 vs. UAB	
Conference USA (Home)	W1
Last Loss: 03/05/21 vs. Old Dominion	
Conference USA (Road or Neutral)	L1
Last Win: 03/12/21 vs. UAB	
Games Allowing 75 or Fewer Points	23
Last Miss: 12/10/20 vs. Gardner-Webb	
Games with a 15-Point Scorer	2
Last Miss: 03/13/21 vs. North Texas	
Games with an Even/Pos. Assist-to-TO Ratio	2
Last Miss: 03/13/21 vs. North Texas	
Games with a 3-Point FG	1,069
Last Miss: 03/13/21 vs. West Virginia	
When Scoring 80+ Points	W14
Last Loss: 12/21/19 at Rhode Island (82)	
When Scoring 90+ Points	W19
Last Loss: 02/13/16 vs. Marshall (93, OT)	
When Scoring 100+ Points	W8
Last Loss: 01/29/04 vs. La.-Lafayette (110-102)	

2020-21 C-USA STANDINGS

	[---C-USA---]		[--Overall--]	
	W-L	PCT	W-L	PCT
East Division				
1. WKU	11-3	.786	21-8	.724
2. Old Dominion	11-5	.688	15-8	.652
3. Marshall	9-5	.643	15-7	.682
4. Florida Atlantic	7-5	.583	13-10	.565
5. Charlotte	5-11	.313	9-16	.360
6. Middle Tenn.	3-13	.188	5-18	.217
7. FIU	2-15	.118	9-17	.346
West Division				
1. Louisiana Tech	12-4	.750	24-8	.750
2. UAB	13-5	.722	22-7	.759
3. North Texas	9-5	.643	18-10	.643
4. UTSA	9-7	.563	15-11	.577
5. UTEP	8-8	.500	12-12	.500
6. Rice	6-10	.375	15-13	.536
7. Southern Miss	4-13	.235	8-17	.320

WKU'S 2021-22 C-USA PRESEASON

PRESEASON TEAM

Jahmir Young, Charlotte
Tavion Kinsey, Marshall
Kenneth Lofton, LA Tech
Josh Anderson, WKU
Quincy Olivari, Rice
Tyler Stevenson, USM
Tavin Lovan, UAB
Souley Boom, UTEP
Thomas Bell, North Texas
Kalu Ezikpe, Old Dominion
Isaiah Crawford, LA Tech

COACHES POLL

1. UAB (8)
2. Louisiana Tech (6)
3. **WKU**
4. Marshall
5. Old Dominion
6. North Texas
7. Charlotte
8. Rice
9. Florida Atlantic
10. UTEP
11. UTSA
12. Southern Miss
13. FIU
14. Middle Tennessee

WKU IN 2020-21 C-USA STATISTICS

CATEGORY	TEAM	PLAYERS
Scoring Offense	7th (72.7)	Bassey (5th, 17.7)
Scoring Defense	8th (68.0)	--
Scoring Margin	7th (4.7)	--
Free Throw %	1st (.788)	Hollingsworth (2nd, .859)
Field Goal %	5th (.449)	Bassey (2nd, .590)
FG% Defense	6th (.422)	--
3-Point FG%	5th (.345)	N/A
3-Point FG Made	10th (6.4)	Frampton (11th, 2.0)
3-Pt. FG% Def.	14th (.364)	--
Reb. Offense	4th (37.7)	Bassey (1st, 11.6)
Reb. Defense	2nd (31.1)	--
Reb. Margin	2nd (6.4)	--
Offensive Rebs.	4th (10.5)	Bassey (1st, 3.3)
Defensive Rebs.	4th (27.2)	Bassey (1st, 8.3)
Blocked Shots	2nd (4.6)	Bassey (1st, 3.1)
Assists	6th (13.6)	McKnight (7th, 3.8)
Steals	9th (6.5)	Anderson (5th, 1.8)
TO Margin	13th (-1.1)	--
A/TO Ratio	10th (1.0)	McKnight (6th, 1.8)
Minutes Played	--	Hollingsworth (20th, 31.4)

2021-22 C-USA WEEKLY AWARDS

TEAM ROSTER

NO	NAME	POS	HT	WT	YR	EXP	HOMETOWN (PREVIOUS SCHOOL)
0	Darrius Miles	C	6-10	295	So.	TR	Oak Cliff, Texas (Odessa College)
1	Jaylen Butz	F	6-9	230	R-Sr.	TR	Fort Wayne, Ind. (DePaul)
2	Keith Williams	G	6-5	215	5th-Sr.	TR	Brooklyn, N.Y. (Cincinnati)
3	Jairus Hamilton	F	6-8	230	Sr.	TR	Charlotte, N.C. (Maryland)
4	Josh Anderson	G	6-6	190	5th-Sr.	4L	Baton Rouge, La. (Madison Prep Academy)
5	Noah Stansbury	G	6-0	170	R-Fr.	RS	Bowling Green, Ky. (Greenwood HS)
10	Elijah Hughey	G	6-4	200	Fr.	HS	Dallas, Texas (Lancaster HS)
12	Tyler Olden	G	5-11	210	Fr.	HS	Scottsdale, Ariz. (Hillcrest Prep Academy)
13	Sherman Brashear	G	6-5	180	So.	TR	Dallas, Texas (Panola College)
14	Luke Frampton	G	6-5	205	R-Sr.	1L	Poca, W.Va. (Davidson)
15	Zion Harmon	G	5-11	170	Fr.	HS	Washington, D.C. (Marshall County HS)
20	Dayvion McKnight	G	6-1	195	So.	1L	Shelbyville, Ky. (Collins HS)
32	Bailey Conrad	F	6-7	220	So.	1L	New Albany, Ind. (Christian Academy of Indiana)
33	Jamarion Sharp	C	7-5	225	Jr.	TR	Hopkinsville, Ky. (John A. Logan College)
50	Isaiah Cozart	F	6-7	240	Jr.	2L	Richmond, Ky. (Madison Central HS)

PRONUNCIATION GUIDE

PLAYER NAME	PRONUNCIATION
Sherman Brashear	bruH-SHEER
Jaylen Butz	"Butts"
Isaiah Cozart	CO-zart
Jairus Hamilton	JARE-ee-us
Elijah Hughey	HUE-ee
Dayvion McKnight	DAY-vee-on
Jamarion Sharp	juh-MAHR-ee-ON
Hennssy Auriantal	HEN-see or-ree-AN-tuhl

NOTE ON COVID-19 ELIGIBILITY CHANGES

Players are listed as though eligibility progressed normally in 2020-21. Extra seasons of eligibility granted due to the COVID-19 pandemic will be noted when that extra season is utilized following a player's regular senior season. More information about eligibility is available on each player's bio page in the game notes.

COACHING AND SUPPORT STAFF

POSITION	NAME	ALMA MATER (YEAR)	YEAR IN ROLE
Head Coach	Rick Stansbury	Campbellsville (1981)	Sixth Season
Associate Head Coach	Phil Cunningham	Campbellsville (1990)	Third Season
Assistant Coach	Hennssy Auriantal	Wisconsin (1999)	Fourth Season
Assistant Coach	Marcus Grant	Mississippi State (1995)	Third Season
Director of Basketball Operations	Talvis Franklin	Mississippi State (2007)	Sixth Season
Associate Director of Basketball Ops	Martin Cross	WKU (2015)	Sixth Season
Graduate Assistant	Jacob Hayslip	WKU (2020)	Second Season
Graduate Assistant	Evan Stack	WKU (2020)	Second Season
Academic Coordinator	Camron Justice	IUPUI (2020)	First Season
Strength and Conditioning Coach	Duane Hall	WKU (1996)	Eighth Season
Athletic Trainer	John Erwin	UT-Arlington (2007)	Fifth Season

COACHING AND SUPPORT STAFF



Head Coach
Rick Stansbury



Associate Head Coach
Phil Cunningham



Assistant Coach
Hennssy Auriantal



Assistant Coach
Marcus Grant



Director of Ops
Talvis Franklin



Assoc. Dir. of Ops
Martin Cross



Graduate Assistant
Jacob Hayslip



Graduate Assistant
Evan Stack



Academic Coordinator
Camron Justice



Strength Coach
Duane Hall



Athletic Trainer
John Erwin

THE LAST TIME OUT



88

November 5, 2021

WKU vs. Cumberland
Exhibition

E.A. Diddle Arena
Bowling Green, Ky.



59

Nine players found the scoring column Friday as WKU Hilltopper Basketball wrapped up preseason play with an 88-59 exhibition win over the University of the Cumberlands at E.A. Diddle Arena.

Senior forward Jairus Hamilton again set the tone for the Hilltoppers with 22 points and 11 rebounds, including a 4-for-6 effort from 3-point range.

Sophomore guard Dayvion McKnight was one rebound shy of a triple-double with 16 points, 11 assists and nine boards.

Redshirt senior forward Jaylen Butz added 12 points and nine rebounds, and fifth-year senior guard Josh Anderson scored 10 points with five steals.

LAST MEETING VS. ALABAMA STATE

WKU 79, ALABAMA STATE 66
NOVEMBER 12, 2016
BOWLING GREEN, KY.

Que Johnson led the Hilltoppers with 16 points and WKU picked up the victory in Rick Stansbury's first game as head coach of the program.

Pancake Thomas added 15 points, while Justin Johnson and Junior Lomomba each scored nine points.

Rodney Simeon paced Alabama State with 25 points and seven made 3s.



Official Basketball Box Score -- Game Totals -- Final Statistics
Alabama State vs WKU
11/12/16 7 p.m. at Bowling Green, Ky. (E.A. Diddle Arena)



Alabama State 66 • 0-1

#	Player	Total	3-Ptr		Rebounds			PF	TP	A	TO	Blk	Stl	Min
			FG-FGA	FG-FGA	FT-FTA	Off	Def							
14	ARMSTRONG, Tony	f	3-9	0-0	0-0	2	6	8	3	6	0	1	1	29
00	WARNOCK, Amir	c	2-5	0-0	0-0	1	4	5	2	4	0	1	0	18
01	SIMEON, Rodney	g	8-15	7-11	2-3	0	1	1	4	25	1	2	0	25
03	THOMAS, Torloft	g	2-8	0-3	0-0	0	2	2	3	4	4	2	0	24
30	LEFLORE, Terrance	g	5-14	1-6	0-0	2	0	2	2	11	4	1	0	31
02	BUTLER, Corvon	g	4-10	0-1	3-3	3	4	7	3	11	1	0	0	18
11	ROGERS, Austin	g	0-2	0-1	0-0	0	0	0	2	0	0	0	0	12
12	GEE, Reginald	g	1-3	1-3	0-0	0	1	1	1	3	0	0	0	9
20	HOLLAWAY, Glenn	g	0-0	0-0	0-0	0	0	0	0	0	0	0	0	3
25	TYSON, Mikel	g	1-2	0-0	0-0	0	1	1	2	2	1	1	0	5
31	CLEVELAND, Artis	g	0-0	0-0	0-0	2	0	2	0	0	1	2	1	0
52	ROGERS, Steve	g	0-6	0-4	0-0	0	3	3	3	0	0	2	0	19
Team			25		7	1								
Totals			26-74	9-29	5-6	12	27	39	27	66	12	13	2	7 200

FG % 1st Half: 7-34 20.6% 2nd half: 19-40 47.5% Game: 26-74 35.1% Deadball
3FG % 1st Half: 2-16 12.5% 2nd half: 7-13 53.8% Game: 9-29 31.0% Rebounds
FT % 1st Half: 1-1 100.0 2nd half: 4-5 80.0% Game: 5-6 83.3% 1

WKU 79 • 1-0

#	Player	Total	3-Ptr		Rebounds			PF	TP	A	TO	Blk	Stl	Min
			FG-FGA	FG-FGA	FT-FTA	Off	Def							
14	LAWSON, Ben	f	3-5	0-0	2-4	2	4	6	0	8	0	1	1	0
23	JOHNSON, Justin	f	3-8	0-2	3-6	0	7	7	1	9	0	3	1	1
05	LOMOMBA, Junior	g	1-5	1-1	6-6	0	6	6	0	9	3	3	0	28
12	THOMAS, Pancake	g	3-11	1-3	8-8	0	2	2	0	15	4	2	0	34
32	JOHNSON, Que	g	5-9	3-6	3-5	0	9	9	3	16	1	3	1	2
01	HOWARD, Tobias	g	2-4	2-3	0-0	1	2	3	0	6	2	1	0	14
03	PARRIS, Damari	g	0-1	0-0	2-2	1	0	1	1	2	0	1	0	12
15	MILLER, Tyler	g	0-0	0-0	0-0	0	0	0	0	0	0	0	0	1
42	WATERS, Anton	g	4-5	0-0	0-1	3	5	8	4	8	0	2	1	0
43	LEAHY, Marty	g	2-3	2-3	0-0	0	0	0	4	6	0	1	0	13
Team			1		2	1								
Totals			23-51	9-18	24-32	8	36	44	13	79	10	18	4	3 200

FG % 1st Half: 12-30 40.0% 2nd half: 11-21 52.4% Game: 23-51 45.1% Deadball
3FG % 1st Half: 4-10 40.0% 2nd half: 5-8 62.5% Game: 9-18 50.0% Rebounds
FT % 1st Half: 6-10 60.0% 2nd half: 18-22 81.8% Game: 24-32 75.0% 1

Officials: Tyler Kumpf, Antonio Petty, Mike Stuart
Technical fouls: Alabama State-None, WKU-None.
Attendance: 4149

Score by periods	1st	2nd	Total
Alabama State	17	49	66
WKU	34	45	79

Points	In	Off	2nd	Fast	Bench
ALST	30	21	18	11	16
WKU	24	14	9	4	22

NOTES ON THE PROGRAM

CHAMPIONS CLIMB HERE

With a 60-57 win over Old Dominion on March 6, 2021, WKU claimed the C-USA East Division championship and the best overall winning percentage in the league. It was the Hilltoppers' 43rd regular-season conference title and first since 2009. Only Kansas and Kentucky have won more regular season conference titles.

Most Regular Season Conference Titles in NCAA History

Team	Titles	Conferences Won
Kansas	62	MVC, Big 8, Big 12
Kentucky	51	Southern, SEC
WKU	43	KIAC, OVC, Sun Belt, Conference USA
North Carolina	41	Southern, ACC
Penn	39	EIBL, Ivy
UCLA	37	Pac-12
Connecticut	34	Yankee, Big East, American
Princeton	33	EIBL, Ivy
Cincinnati	30	Buckeye, MAC, MVC, Metro, Great Mid, C-USA, Big East, American
Utah	30	Rocky Mtn., Mtn. Sts., WAC, MWC, Pac-12

PROGRAM PRESTIGE

Entering the 2021-22 season, WKU ranks third in NCAA history in regular-season league titles (43), seventh in 20-win seasons (47), eighth in all-time winning percentage (.660) and 15th in all-time victories (1,836). WKU joins Kentucky, North Carolina, Kansas and UCLA as the only programs in the top 10 for both winning percentage and conference championships.

20-WIN SEASONS

WKU claimed the 47th 20-win season in program history with the win over UAB in the 2021 C-USA Tournament semifinals. Only Kentucky, North Carolina, Duke, Louisville, UCLA and Kansas have more 20-win seasons in NCAA history. It was also the 14th 20-win season in Rick Stansbury's 19 seasons as a head coach.

Most 20-Win Seasons in NCAA History

Team	20-Win Seasons	Last Time
1. Kentucky	64	2019-20
2. North Carolina	61	2018-19
3. Duke	55	2019-20
4. UCLA	52	2020-21
5. Kansas	50	2020-21
6. Louisville	48	2019-20
7. WKU	47	2020-21

OVERPOWERING THE POWER FIVE

Since the start of the 2017-18 season, WKU is 9-6 against Power Five teams and 3-3 vs. ranked Power Five teams. The Hilltoppers had seven total wins against teams from the Power Five conferences from 2007-08 to 2016-17. Among that 9-6 mark vs. the Power Five, 12 of 15 games have been away from Diddle Arena: three home games, seven true road games and five neutral-site games.

WKU's Power Five Wins in Last Four Seasons

WKU 73, Alabama 71 - Dec. 19, 2020 (Tuscaloosa, Ala.)

WKU 86, Arkansas 79 (OT) - Dec. 7, 2019 (Bowling Green, Ky.)

WKU 83, #15/16 Wisconsin 76 - Dec. 29, 2018 (Bowling Green, Ky.)

WKU 78, Arkansas 77 - Dec. 8, 2018 (Fayetteville, Ark.)

WKU 63, RV/#13 West Virginia 57 - Nov. 16, 2018 (Myrtle Beach Invitational)

WKU 92, Oklahoma State 84 - March 21, 2018 (NIT, Stillwater, Okla.)

WKU 79, USC 75 - March 19, 2018 (NIT, Los Angeles)

WKU 79, Boston College 62 - March 13, 2018 (NIT, Bowling Green, Ky.)

WKU 77, #18/16 Purdue 73 - Nov. 23, 2017 (Battle 4 Atlantis, Bahamas)

CONSISTENT WINNERS

WKU is one of 14 programs in the nation to have won at least 20 games in each of the last four seasons. The Hilltoppers' 88 total wins across the last four seasons are the most of any school in Conference USA. WKU is also one of 18 schools in the nation to appear in its league's last three championship games.

Most Wins in Conference USA Since 2017-18 (entering 2021-22)

Team	Total Wins
WKU	88
Louisiana Tech	82
UAB	81
Marshall	80
Old Dominion	79
North Texas	79
UTSA	65
FIU	62
Florida Atlantic	59
Southern Miss	53
Rice	50
Middle Tennessee	49
UTEP	48
Charlotte	39

Teams With at Least 20 Wins in Each of Last Four Seasons Nationally

Team	Total Wins
Belmont	103
Creighton	87
Gonzaga	127
Houston	111
Kansas	106
Liberty	104
Loyola Chicago	99
Memphis	84
Ohio State	88
Oregon	93
San Diego State	96
UC Santa Barbara	88
UNC Greensboro	99
WKU	88

Teams to Appear in Last Three Conference Championship Games

Team	Conference
Belmont	Ohio Valley
Buffalo	MAC
Cincinnati	American
Colgate	Patriot
Eastern Washington	Big Sky
Georgia State	Sun Belt
Gonzaga	West Coast
Grand Canyon	WAC
Houston	American
Iona	MAAC
Liberty	Atlantic Sun
New Mexico State	WAC
North Dakota State	Summit
San Diego State	Mountain West
Texas Southern	SWAC
UC Irvine	Big West
Utah State	Mountain West
WKU	Conference USA

UPSET-MINDED

Since the start of the 2017-18 season, WKU has gone 3-6 against top-25 teams. From 2010-11 to 2016-17, the Hilltoppers went 1-12 against ranked opponents.

WKU vs. Ranked Opponents Since the Start of the 2017-18 Season

Date	Opponent and Result
11/22/17	L, 66-58 vs. #5/3 Villanova (eventual national champion)
11/23/17	W, 77-73 vs. #18/16 Purdue
03/01/18	L, 82-64 at #24/23 Middle Tennessee
11/06/18	L, 73-55 at #25/24 Washington
11/16/18	W, 63-57 vs. RV/#13 West Virginia
12/29/18	W, 83-75 vs. #15/16 Wisconsin
11/29/19	L, 71-54 vs. #2 Louisville
11/27/20	L, 70-64 vs. #15 West Virginia
2/25/21	L, 81-57 vs. #12/10 Houston

DOMINATING THE FREE-THROW LINE

In Rick Stansbury's five seasons at the helm, WKU has shot 1,190 more total free throws than its opponents. The Hilltoppers made 74 more free throws in 2020-21 than their opponents even attempted, which led the country. Wright State was in second with 34 more made than opponent attempts, and only 14 schools in the nation were positive in that category.

Differential Between Made Free Throws vs. Opponent Attempts (2020-21)

Team	Free Throws Made	Opp. Attempts	Differential
WKU	457	383	+74
Wright State	368	334	+34
Portland	330	297	+33
Appalachian State	426	394	+32
Miami	350	318	+32
Charlotte	354	326	+28
Oakland	435	412	+23
Loyola Chicago	373	356	+17
Radford	380	367	+13
West Virginia	489	481	+8
Gonzaga	513	505	+8
Lipscomb	348	340	+8

STANSBURY'S CALLING CARD

Winning the free-throw war has been a staple of Rick Stansbury's coaching philosophy for his entire career. During his 19 seasons as a head coach, his teams have shot 3,000 more total free throws than their opponents and attempted more than their opponents in every single season.

WKU's Free Throw Dominance Since 2017-18

Season	Free Throws Made	Opp. Attempts	Differential
2020-21	457	383	+74
2019-20	527	392	+135
2018-19	524	522	+2
2017-18	441	467	+78

FRIENDLY CONFINES

WKU is 58-14 (.806) at Diddle Arena under head coach Rick Stansbury. The Tops are 631-177 all-time at Diddle Arena for a .781 winning percentage. WKU recorded the 600th all-time victory in Diddle Arena against Tennessee State on Dec. 1, 2018.

TOPS PICKED THIRD IN PRESEASON POLL

The Hilltoppers were picked to finish third in Conference USA in the league's pre-season poll. It's the first time the team has not been the conference favorite since 2017-18. WKU was selected as the highest-ranking East Division team as UAB picked up eight first-place votes and Louisiana Tech collected six.

TOURNAMENT TESTED

WKU has advanced to at least the semifinals of its league tournament in 14 of the last 16 tournaments played. The team is 27-8 with four championships in the last 13 conference tournaments overall. The Hilltoppers' 23 NCAA Tournament appearances are six more than the next closest Conference USA school (UTEP, 17), and as many as the eight league schools with the fewest appearances combined.

CBS SPORTS RANKS WKU NO. 21 ALL-TIME COLLEGE HOOPS TEAM

CBS Sports released its list of the Greatest College Basketball Programs Ever in 2020, ranking the Hilltoppers 21st. CBS Sports relied on a formula that helped quantify wins and losses, NCAA Tournament success, conference dominance, NIT titles (because of early significance), and the cultivation of NBA talent.



Former WKU standout Charles Bassey with coach Doc Rivers after being drafted by the Philadelphia 76ers in the 2021 NBA Draft

BASSEY JOINS THE LEAGUE

Charles Bassey became the 46th NBA Draft pick in WKU Hilltopper Basketball history in July when he was selected by the Philadelphia 76ers with the 53rd overall pick in the second round of the 2021 NBA Draft. Bassey is the first Hilltopper to be selected in the draft since Jeremy Evans was chosen by the Utah Jazz with the 55th overall pick in 2010. He's the highest Hilltopper draft pick since Courtney Lee went to the Orlando Magic with the 22nd overall pick in 2008. Bassey was named an All-American by several outlets after the 2020-21 campaign, including USBWA (Third Team), USA TODAY (Third Team), Basketball Times (Second Team) and Lute Olson Award. He was also chosen as an honorable mention All-American by The Associated Press. The big man was also a finalist for Kareem Abdul-Jabbar Center of the Year and a semifinalist for Naismith Defensive Player of the Year. He also became the fourth player in Conference USA history to win the league's Player of the Year and Defensive Player of the Year honors in the same season, joining the likes of Dwyane Wade and Kenyon Martin.

HILLTOPPERS IN THE NBA: wkusports.com/NBA

PIPELINE TO THE PROS

The Hilltoppers have had 46 NBA Draft picks in program history, which ties for the 41st-most among all institutions. Out of 65 Power Five schools, WKU ranks ahead of 32 of them in all-time draft picks. Charles Bassey is the 10th NBA Draft pick recruited and coached by WKU head coach Rick Stansbury during his time as an assistant or head coach at WKU, Texas A&M and Mississippi State. The Hilltoppers also have upwards of 20 former players currently competing in pro ball overseas. In five seasons at the helm at WKU, 13 of Stansbury's 16 outgoing players (seniors who completed eligibility and Bassey) have had the opportunity to play professional basketball, with 12 still actively playing. One of the other three, Carson Williams, signed a NFL contract upon graduation last spring.



NOTES ON THE HILLTOPPERS

WHERE ARE THEY FROM?

WKU's 2021-22 roster represents eight states/districts – Indiana, Kentucky, Louisiana, New York, North Carolina, Texas, Washington D.C. and West Virginia. The Hilltoppers have four players on the 2021-22 roster from the state of Kentucky. WKU's 2019-20 roster featured seven Kentuckians, the program's most since 1980-81. In 2020-21, the roster had six Kentuckians.

ANDERSON BACK FOR YEAR FIVE

Fifth-year senior **Josh Anderson** is returning for an extra year of eligibility afforded by the NCAA due to the COVID-19 pandemic. Anderson could become the first player in program history to letter in five seasons for the Hilltoppers. Anderson enters the season ranked 37th on WKU's all-time scoring list with 1,136 career points, as well as fifth in career steals with 168. He could also crack the top 10 for career minutes played, games played and games started.

THE HUMAN HIGHLIGHT REEL

Senior **Josh Anderson** is no stranger to SportsCenter. His highlight-reel dunks have been featured on the SC Top 10 at least six times in his first four seasons. The Tops as a whole have been featured at least nine times in the last four years.

DUNKIN' TOPS

Since the 2009-10 season, **Josh Anderson** ranks third among all Hilltoppers with 91 career dunks, behind only Charles Bassey (131) and Justin Johnson (94). The Hilltoppers' 3.8 dunks per game in 2020-21 were their most since at least 2009.

Most Career Dunks by Hilltoppers Since 2009-10

Name	Total Dunks
Charles Bassey	131
Justin Johnson	94
Josh Anderson	91
Ben Lawson	74
George Fant	64
Dwight Coleby	63

MCKNIGHT'S FIRST IMPRESSION

Sophomore **Dayvion McKnight** finished his freshman season at WKU with 167 points, 111 assists, 104 rebounds and 28 steals. He was one of just three freshmen in the entire nation to hit those marks in 2020-21, along with Gonzaga's Jalen Suggs (No. 5 pick in 2021 NBA Draft) and Illinois' Andre Curbelo.

PHENOMENAL FRESHMEN

In each of the last four years, WKU has placed a player on the Conference USA All-Freshman Team - Taveion Hollingsworth (2018), Charles Bassey (2019), Jordan Rawls (2020) and **Dayvion McKnight (2021)**. They combined for 1,372 points and 14 C-USA Freshman of the Week awards in their first seasons, and Bassey also won C-USA Freshman of the Year.

SHARP STANDS ABOVE THE REST

At 7-foot-5, junior center **Jamarion Sharp** – ranked the No. 3 junior college player in the country – is the tallest player in Division I basketball this season and the tallest player in the history of Hilltopper Basketball, surpassing 7-2 Nathan Smith, who played for WKU in 2015-16.

Tallest Players in College Basketball in 2021-22

Name	School	Height
Jamarion Sharp	WKU	7-5
Zach Edey	Purdue	7-4
Matt Van Komen	Saint Mary's	7-4
Riley Sorn	Washington	7-4
Connor Vanover	Arkansas	7-4
Jasper Reinalda	Montana State	7-3
Jordan Wilmore	Missouri	7-3

ADDED DOSE OF EXPERIENCE

WKU added a major influx of experience with Division I transfers **Keith Williams** (Cincinnati), **Jairus Hamilton** (Maryland) and **Jaylen Butz** (DePaul). The trio have played a combined 6,514 career minutes and scored 2,388 points at the college level.

PROVEN SCORING

The Hilltoppers have seven players who have scored a combined 4,315 career Division I points, including five players with at least 592 points each. Between those same seven players, the Hilltoppers have also played a combined 12,110 minutes against D-I competition.

Top Career D-I Point Totals Among Active Hilltoppers

Name	Points
Keith Williams	1,156
Josh Anderson	1,136
Jaylen Butz	636
Jairus Hamilton	596
Luke Frampton	592

HARMON HEADS TO THE HILL

Incoming freshman **Zion Harmon** is the fourth-highest ranked Hilltopper recruit in the era of modern recruiting sites such as 247Sports and Rivals. According to 247Sports, Harmon is ranked the 62nd-best player in the 2021 class. That comes in behind only Charles Bassey (6th nationally, 2018), Mitchell Robinson (9th, 2017) and **Josh Anderson** (61st, 2017). Head coach Rick Stansbury has recruited each of WKU's top six rated prospects of the modern recruiting era.

NOTES ON THE COACHING STAFF

CLOSING OUT WINS

In **Rick Stansbury's** five seasons as the Hilltoppers' head coach, WKU is 88-7 when leading with five minutes to play. The first such loss was against Utah in the 2018 NIT Semifinals, and the most recent loss was vs. North Texas on March 13 in the C-USA title game.

HOME-COURT ADVANTAGE

Rick Stansbury's teams have been outstanding on their own turf, boasting a winning percentage at home of over 78 percent overall – and nearly 87 percent in nonconference play – during his 19 seasons at the helm at Mississippi State and WKU. Stansbury has won at least 10 home games in each of his 19 seasons as a head coach, and the Hilltoppers are 23-4 at home against nonconference opponents under Stansbury. Stansbury is 6-3 at home in postseason play.

STANSBURY'S HOME RECORD AS HEAD COACH

Season	Non-conference	League	Postseason	Overall
WKU (Five seasons)				
2020-21	4-0	7-2	0-0	11-2
2019-20	4-1	8-1	0-0	12-2
2018-19	4-1	6-3	0-0	10-4
2017-18	5-2	8-1	1-0	14-3
2016-17	5-0	6-3	0-0	11-3
Mississippi State (14 seasons)				
2011-12	9-1	6-2	0-1	15-4
2010-11	7-2	5-3	0-0	12-5
2009-10	6-1	6-2	1-1	13-4
2008-09	8-2	5-3	0-0	13-5
2007-08	5-2	7-1	0-0	12-3
2006-07	7-1	6-2	3-0	16-3
2005-06	6-2	5-3	0-0	11-5
2004-05	5-0	6-2	0-0	11-2
2003-04	6-0	6-2	0-0	12-2
2002-03	5-1	7-1	0-0	12-2
2001-02	6-0	7-1	0-0	13-1
2000-01	6-1	6-2	1-1	13-4
1999-00	6-0	4-4	0-0	10-4
1998-99	6-0	6-2	0-0	12-2
Overall	110-17 (.866)	117-40 (.745)	6-3 (.667)	233-64 (.785)

TOP-LEVEL TALENT

Stansbury has signed seven top-20 recruiting classes during his time as a head coach, including his first two classes at WKU and five at Mississippi State.

BEATING THE BEST

WKU's victory over No. 15 Wisconsin on Dec. 29, 2018, was the 24th win over an AP ranked opponent in head coach Rick Stansbury's career. Fifteen of those wins came over a ranked foe on the road or at a neutral site.

STANSBURY'S WINS OVER AP RANKED OPPONENTS

WKU	2005-06
2019-20	None
None	2004-05
2018-19	None
No. 15 Wisconsin - 12/29/18 - H	2003-04
2017-18	No. 17 - Florida - 1/21/04 - A
No. 18 Purdue - 11/23/17 - N	No. 25 - South Carolina - 2/11/04 - A
2016-17	2002-03
None	No. 13 - Xavier - 12/14/02 - N
MISSISSIPPI STATE	No. 5 - Oklahoma - 12/28/02 - N
2011-12	2001-02
No. 19 Texas A&M - 11/17/11 - N	No. 6 Kentucky - 1/5/02 - H
No. 15 Arizona - 11/18/11 - N	No. 5 Alabama - 2/9/02 - H
2010-11	No. 11 Florida - 3/8/02 - N
No. 24 Florida - 1/29/11 - H	No. 8 Alabama - 3/10/02 - N
2009-10	2000-01
No. 14 Ole Miss - 1/9/10 - A	No. 12 Arizona - 12/30/00 - A
No. 20 Vanderbilt - 3/13/10 - N	No. 19 Ole Miss - 1/27/01 - H
2008-09	No. 18 Alabama - 2/7/01 - H
No. 19 Kentucky - 2/3/09 - A	1999-00
No. 20 - LSU - 3/14/09 - N	None
2007-08	1998-99
No. 17 - Ole Miss - 1/26/08 - H	No. 25 Florida - 1/30/99 - H
2006-07	No. 18 Tennessee - 3/5/99 - N
No. 17 - Vanderbilt - 2/21/07 - H	

LIKE FATHER, LIKE SON

Stansbury's son, **Noah Stansbury**, will be a redshirt freshman guard this year. The Stansburys are one of 21 father-son/coach-player combos in Division I this season.

Father-Son Coach-Player Combos in Division I This Season

School	Head Coach	Son
Boise State	Leon Rice	Max Rice
UConn	Dan Hurley	Andrew Hurley
Detroit Mercy	Mike Davis	Antoine Davis
Illinois-Chicago	Luke Yaklich	Griffin Yaklich
Iowa	Fran McCaffery	Connor/Patrick McCaffery
Liberty	Ritchie McKay	Gabriel McKay
Memphis	Penny Hardaway	Jayden Hardaway
Michigan	Juwan Howard	Jace Howard
Michigan State	Tom Izzo	Steven Izzo
Milwaukee	Pat Baldwin	Patrick Baldwin Jr.
Miss. Valley State	Lindsey Hunter	Caleb Hunter
Oklahoma	Porter Moser	Jacob Moser
South Carolina	Frank Martin	Brandon Martin
South Carolina State	Antonio Madlock	Antonio Madlock Jr.
USC Upstate	Dave Dickerson	Dave Dickerson III
Southern	Sean Woods	DeSean Woods
Syracuse	Jim Boeheim	Buddy/Jimmy Boeheim
Texas Southern	Johnny Jones	John Jones
Utah State	Ryan Odom	Connor Odom
Western Illinois	Rob Jeter III	Rob Jeter IV
WKU	Rick Stansbury	Noah Stansbury
Wright State	Scott Nagy	TJ Nagy

TOURNAMENT TIME

In Stansbury's 35 previous seasons as a head coach or assistant coach, his teams have gone to the postseason 20 times, with top-five seeds in the NCAA Tournament six times. The Bulldogs reached the postseason 11 times in Stansbury's 14 seasons as a head coach at Mississippi State.

THE BAND IS BACK TOGETHER

Associate HC **Phil Cunningham** was an assistant for Rick Stansbury for 12 years at Mississippi State from 2000-12. WKU assistant coach **Marcus Grant** was on Stansbury's staff at MSU for eight years. After that, he was associate HC on Cunningham's staff at Troy from 2013-19. WKU director of ops **Talvis Franklin** spent 10 years under Stansbury at MSU in several roles, as well as a support staffer at Troy under Cunningham.

FAMILY TRADITION

Stansbury's connection to The Hill goes back well before his hiring as head coach to his great uncle, Edgar B. Stansbury, a 1994 WKU Athletics Hall of Famer as a three-sport athlete (baseball, basketball, football), football assistant coach under W.L. "Gander" Terry, and Director of Athletics in 1946 after serving his country in World War II. The concourse inside E.A. Diddle Arena is named in E.B. Stansbury's honor.



THE STREAK

WKU SURPASSES 1,000 STRAIGHT GAMES WITH A MADE 3-POINTER

ELITE COMPANY

WKU became just the fifth team in NCAA history to reach 1,000 straight games with a made 3-pointer at Rice on Feb. 7, 2019. Kentucky was the first program to hit the benchmark on Feb. 11, 2017. The Wildcats' streak eventually ended at 1,047 games and has since been passed by UNLV.

CURRENT ACTIVE STREAKS

WKU is fourth in the nation among active streaks of consecutive games with a 3-pointer at 1,069 straight contests. UNLV has the longest streak in history, followed by Duke. Vanderbilt fell out of second place on the list after failing to make a 3-pointer against Tennessee on Jan. 18, 2020. Arkansas reached the milestone one game behind the Hilltoppers.

Longest Active Streaks of Consecutive Games with a Made 3-pointer

Team	Current Streak
1. UNLV	1,129 games
2. Duke	1,114 games
3. Arkansas	1,077 games
4. WKU	1,069 games

TOP MARKSMEN

Most Career 3-Pointers in WKU History

1. T.J. Price, 2012-15	286
2. Anthony Winchester, 2003-06	247
3. Courtney Lee, 2005-08	245
4. A.J. Slaughter, 2007-10	211
5. Michael Fralix, 1993-96	205
6. Orlando Mendez-Valdez, 2006-09	197
7. Ty Rogers, 2005-08	193
8. Mike Wells, 2001-04	179
9. Chris Harrison-Docks, 2014-16 (2.5 seasons)	158
10. Patrick Sparks, 2002-03 (two seasons)	155

HOW IT ALL STARTED

WKU's streak of consecutive games with a 3-pointer began on March 15, 1987, in a second-round NCAA Tournament game against Syracuse. After failing to make a 3-pointer in an opening-round victory over West Virginia, the Hilltoppers' Kurk Lee sank three 3s against the Orange to start a streak that has lasted nearly 32 years.

HOW IT REACHED 1,000

Jared Savage hit WKU's first 3-pointer at the 16:38 mark at Rice on Feb. 7, 2019, the first of 10 3s for the Hilltoppers in the double-overtime victory.

CLOSE CALLS

Getting at least one 3-pointer in every game since 1987 hasn't always come easy for the Hilltoppers. In fact, they've had 20 games during the streak in which they've only hit one 3-pointer, including the Louisville game last season. Two of those games came in 2017-18, with both going to the second half before WKU hit its first 3-pointer. The most close calls came in 1987-88 and 1992-93, in which the Hilltoppers netted just one long-range shot in four games both years.

DOWN TO THE FINAL MINUTE

WKU had to wait until the final minute to make its first 3-pointer against Denver on Jan. 6, 2011. The Hilltoppers played 39 minutes and 9 seconds before Kahlil McDonald sank the team's only 3 of the game.

THE BIGGEST 3-POINTER IN SCHOOL HISTORY

There's no doubt about the most significant 3-pointer in WKU history. In the first round of the 2008 NCAA Tournament, the 12th-seeded Hilltoppers went to overtime with fifth-seeded Drake. With WKU trailing by one, Rogers knocked down a 26-footer for the win in what has become one of the most iconic shots in NCAA Tournament history. The Hilltoppers went on to advance to the Sweet 16 after defeating San Diego in the second round. Rogers' shot won the ESPY Award that year for Best Finish.

INDIVIDUAL

CAREER 1,000-POINT SCORERS

1.	Jim McDaniels, 1969-71	2,238
	Courtney Lee, 2005-08	2,238
3.	Ralph Crosthwaite, 1955, '57-59	2,076
4.	Tom Marshall, 1951-54	1,909
5.	Taveion Hollingsworth, 2018-21	1,896
6.	Brett McNeal, 1986-89	1,856
7.	T.J. Price, 2012-15	1,782
8.	Johnny Britt, 1973-76	1,765
9.	Kannard Johnson, 1984-87	1,738
10.	Anthony Winchester, 2003-06	1,732
11.	Justin Johnson, 2014-present	1,715
12.	Bobby Rascoe, 1960-62	1,687
13.	Clem Haskins, 1965-67	1,680
14.	Chris Robinson, 1993-96	1,656
15.	George Fant, 2012-15	1,621
16.	A.J. Slaughter, 2007-10	1,581
17.	Steffphon Pettigrew, 2008-11	1,544
18.	Art Spoelstra, 1952-54	1,510
19.	Charlie Osborne, 1959-61	1,359
20.	Craig McCormick, 1979-82	1,354
21.	Tellis Frank, 1984-87	1,323
22.	Darel Carrier, 1962-64	1,318
23.	Chuck Rawlings, 1973-76	1,314
24.	Tony Wilson, 1980-83	1,305
25.	Wayne Chapman, 1966-68	1,292
26.	Roland Shelton, 1987-90	1,269
27.	Darnell Mee, 1991-93	1,253
28.	Mike Wells, 2001-04	1,245
29.	Forest "Frosty" Able, 1953-55	1,221
30.	Bobby Jones, 1981-84	1,211
31.	Owen Lawson, 1956-58	1,206
32.	Michael Fralix, 1993-96	1,205
33.	David Boyden, 2000-03	1,167
34.	Sergio Kerusch, 2009-11	1,164
35.	Dwight Smith, 1965-67	1,142
	Charles Bassey, 2019-21	1,142
37.	Josh Anderson, 2018-present	1,136
38.	Jim Rose, 1969-71	1,133
39.	Jack Turner, 1949-51, '54	1,123
40.	Mike Prince, 1977-80	1,120
41.	Darrin Horn, 1992-95	1,115
42.	Chris Marcus, 2000-03	1,113
43.	Bob Lavoy, 1948-50	1,071
44.	Orlando Mendez-Valdez, 2006-09	1,067
45.	Jeremy Evans, 2007-10	1,065
46.	Bobby Jackson, 1961-63	1,060
47.	Derek Robinson, 1999-02	1,038
48.	Gene Rhodes, 1949-52	1,029
49.	Carlisle Towery, 1938-40*	1,010
	Bob Daniels, 1954-57	1,010
51.	Don "Duck" Ray, 1942-43, '47-48	1,006
	John Oldham, 1943, '47-49	1,006

CAREER GAMES STARTED

1.	Taveion Hollingsworth, 2018-21	131
2.	Jeremy Evans, 2007-08	130
3.	Courtney Lee, 2005-08	127
4.	David Boyden, 2000-03	123
5.	George Fant, 2012-15	122
6.	Kannard Johnson, 1984-87	118
7.	Clarence Martin, 1983-87	113
8.	T.J. Price, 2012-15	109
9.	Bobby Jones, 1981-84	101
10.	Steffphon Pettigrew, 2008-11	97
	Josh Anderson, 2018-present	73

CAREER MINUTES PLAYED

1.	Taveion Hollingsworth, 2018-21	4,524
2.	Courtney Lee, 2005-08	3,957
3.	T.J. Price, 2012-15	3,881
4.	Kannard Johnson, 1984-87	3,801
5.	Justin Johnson, 2014-18	3,785
6.	Brett McNeal, 1986-89	3,714
7.	George Fant, 2012-15	3,671
8.	Steffphon Pettigrew, 2008-11	3,621
9.	Anthony Winchester, 2003-06	3,581
10.	A.J. Slaughter, 2007-10	3,550
	Josh Anderson, 2018-present	3,014

CAREER GAMES PLAYED

1.	Lynn Cole, 1951-55	141
2.	Steffphon Pettigrew, 2008-11	136
3.	A.J. Slaughter, 2007-10	135
	Justin Johnson, 2014-18	135
5.	Jeremy Evans, 2007-10	134
6.	Ty Rogers, 2005-08	131
7.	Taveion Hollingsworth, 2018-present	130
8.	George Fant, 2012-15	129
9.	Courtney Lee, 2005-08	127
	Boris Siakam, 2005-08	127
	Orlando Mendez-Valdez, 2006-09	127
	Josh Anderson, 2018-present	114

CAREER STEALS

1.	Darnell Mee, 1991-93	259
2.	Courtney Lee, 2005-08	242
3.	Chris Robinson, 1993-96	203
4.	A.J. Slaughter, 2007-10	169
5.	Josh Anderson, 2018-present	168
6.	Taveion Hollingsworth, 2018-21	155
7.	Brett McNeal, 1986-89	148
8.	Darius Hall, 1992-95	146
9.	Darrin Horn, 1992-95	139
10.	Mark Bell, 1992-93	135
11.	Bobby Jones, 1981-84	134
12.	Derek Robinson, 1999-2002	124
	Jamal Crook, 2010-13	124



MISCELLANEOUS STATS

	2021-22	CAREER (WKU)
10+ POINT GAMES		
Josh Anderson	0	60
Luke Frampton	0	6
Dayvion McKnight	0	3
20+ POINT GAMES		
Josh Anderson	0	4
Dayvion McKnight	0	1
Luke Frampton	0	1
30+ POINT GAMES		
40+ POINT GAMES		
10+ REBOUND GAMES		
Josh Anderson	0	1
DOUBLE-DOUBLES		
Josh Anderson	0	1
GAMES LED WKU IN SCORING		
Josh Anderson	0	13
Luke Frampton	0	1
GAMES LED WKU IN REBOUNDING		
Josh Anderson	0	3
GAMES LED WKU IN ASSISTS		
Dayvion McKnight	0	18
Josh Anderson	0	11
GAMES LED WKU IN BLOCKED SHOTS		
Josh Anderson	0	20
Dayvion McKnight	0	11
Isaiah Cozart	0	4
GAMES LED WKU IN STEALS		
Josh Anderson	0	48
Luke Frampton	0	3
Dayvion McKnight	0	3
Isaiah Cozart	0	2

WKU BY SITUATION IN RECENT YEARS

CATEGORY	2018-19	2019-2020	2020-21	2021-22	UNDER STANSBURY
All games	20-14	20-10	21-8	0-0	103-60
Conference games	11-7	13-5	11-3	0-0	58-28
Non-con/postseason games	9-6	7-5	10-5	0-0	45-31
Home	10-4	12-2	11-2	0-0	58-14
Away	6-8	6-6	5-3	0-0	30-34
Neutral site	4-2	2-2	5-3	0-0	15-12
Televised games	20-14	20-10	21-8	0-0	102-56
vs. Ranked opponents	2-1	0-1	0-2	0-0	3-7
vs. Unranked opponents	18-13	20-9	21-6	0-0	100-52
Winning the tip	13-7	8-3	17-6	0-0	71-34
Losing the tip	7-7	12-7	4-2	0-0	32-26
Scoring first	15-6	8-5	14-5	0-0	65-31
Opponent scores first	5-8	12-5	7-3	0-0	38-29
Leading at halftime	11-7	13-3	15-2	0-0	74-16
Trailing at halftime	9-6	6-7	6-6	0-0	27-42
Tied at halftime	0-1	1-0	0-0	0-0	2-2
Leading with 5:00 to play	17-2	15-2	20-2	0-0	88-7
Trailing with 5:00 to play	3-12	4-7	1-5	0-0	13-51
Tied with 5:00 to play	0-0	1-1	0-1	0-0	2-2
In overtime	2-1	3-2	0-2	0-0	6-5
Games decided by ≤3 pts.	4-3	2-3	7-1	0-0	19-11
Games decided by 4-10 pts.	9-8	11-5	6-5	0-0	38-29
Games decided by 11+ pts.	7-3	7-2	8-2	0-0	46-20
Shooting 50% or higher	7-2	9-0	5-1	0-0	45-6
Shooting 40-49%	11-7	10-7	14-3	0-0	48-31
Shooting less than 40%	2-5	1-3	2-4	0-0	10-23
Opp. shooting 50% or higher	1-3	1-3	1-1	0-0	5-17
Opp. shooting 40-49%	9-9	16-6	11-6	0-0	58-33
Opp. shooting less than 40%	10-2	3-1	9-1	0-0	40-10
Make more 3FG than opp.	4-1	10-3	5-1	0-0	34-11
Make fewer 3FG than opp.	11-12	8-6	16-7	0-0	59-45
3FG made are even	5-1	2-1	0-0	0-0	10-4
Attempt more FT than opp.	17-7	19-6	18-3	0-0	92-33
Attempt fewer FT than opp.	3-7	1-4	3-3	0-0	11-25
FT attempts are even	0-0	0-0	0-2	0-0	0-2
More rebounds than opp.	14-5	12-1	19-4	0-0	76-18
Fewer rebounds than opp.	4-9	8-9	2-3	0-0	24-39
Rebounds are even	2-0	0-0	0-1	0-0	3-3
More assists than opp.	9-4	8-1	14-3	0-0	53-13
Fewer assists than opp.	10-10	10-9	5-5	0-0	40-45
Assists are even	1-0	2-0	2-0	0-0	10-2
Commit more TOs than opp.	9-10	6-1	11-6	0-0	47-35
Commit fewer TOs than opp.	10-3	14-7	9-1	0-0	52-19
Turnovers are even	1-1	0-2	1-1	0-0	3-6
Scoring 100+ points	0-0	1-0	0-0	0-0	4-0
Scoring 90-99 points	2-0	5-0	3-0	0-0	14-0
Scoring 80-89 points	4-1	3-2	6-0	0-0	23-7
Scoring 70-79 points	8-4	5-4	4-1	0-0	34-16
Scoring 60-69 points	6-5	6-3	8-3	0-0	27-19
Scoring fewer than 60 points	0-4	0-1	0-4	0-0	1-18
Allowing 100+ points	0-0	0-0	0-0	0-0	0-1
Allowing 90-99 points	0-0	1-0	0-0	0-0	3-3
Allowing 80-89 points	2-4	3-1	2-1	0-0	11-14
Allowing 70-79 points	6-4	5-8	3-5	0-0	20-24
Allowing 60-69 points	5-6	9-1	12-2	0-0	47-15
Allowing fewer than 60 pts.	7-0	2-0	4-0	0-0	22-2
Following a win	12-8	12-7	15-7	0-0	65-38
Following a loss	8-6	8-3	6-1	0-0	37-22
More bench points than opp.	6-2	6-0	13-3	0-0	48-12
Fewer bench pts. than opp.	14-12	12-10	8-5	0-0	52-48
Bench points are even	0-0	2-0	0-0	0-0	3-0
in November	3-3	6-2	2-1	0-0	19-12
in December	4-3	1-3	5-1	0-0	19-13
in January	5-4	7-2	6-2	0-0	27-13
in February	5-2	5-2	3-1	0-0	22-11
in March	3-2	1-1	5-3	0-0	16-11
on Monday	1-0	2-0	1-0	0-0	6-0
on Tuesday	0-1	1-1	1-1	0-0	4-5
on Wednesday	0-3	1-0	2-0	0-0	10-8
on Thursday	8-1	5-2	3-2	0-0	28-10
on Friday	2-0	1-2	5-2	0-0	11-6
on Saturday	8-7	10-4	4-3	0-0	36-26
on Sunday	1-2	0-1	5-0	0-0	8-4

THE LAST TIME IT HAPPENED

A WKU TEAM:

Was ranked	2007-08
Final Associated Press Poll (No. 22)	
Received votes in a national poll	02/22/21
Associated Press Poll (RV)	
Played a ranked team	02/25/21
(L) 81-57 at No. 12/10 Houston	
Beat a ranked team	12/29/18
(W) 83-76 vs. No. 15/16 Wisconsin	
Won 5+ straight	01/15/21 - 02/13/21 (6)
Won 10+ straight	01/10/08 - 02/16/08 (11)
Won 15+ straight	01/03/02 - 03/05/02 (15)
Won 20+ straight	12/03/66 - 02/20/67 (21)
Lost 5+ straight	12/31/11 - 01/15/12 (5)
Scored 100 pts	11/18/19
(W) 109-66 vs. Campbellsville	
Scored 100 pts on the road	02/15/18
(W) 102-94 at North Texas (OT)	
Scored 100 pts and lost	01/29/04
(L) 110-102 vs. Louisiana-Lafayette	
Allowed 100 pts	03/03/18
(L) 101-73 at UAB	
Allowed 100 pts at home	12/22/10
(L) 114-82 vs. #25 Louisville	
Allowed 100 pts and won	12/03/73
(W) 102-100 at Arkansas	
Scored fewer than 50 pts	11/25/16
(L) 86-47 vs. Washington	
Allowed fewer than 50 pts	03/09/18
(W) 57-49 vs. Old Dominion	
Back-to-back 20-point wins	2018
02/22/18 • (W) 93-55 vs. Charlotte	
02/24/18 • (W) 88-66 vs. Old Dominion	
30-point win	02/28/21
(W) 91-58 vs. FIU	
Back-to-back 30-point wins	2014
12/27/14 • (W) 89-42 vs. Brescia (Ky.)	
12/29/14 • (W) 104-62 vs. Alice Lloyd (Ky.) College	
40-point win	11/18/19
(W) 109-66 vs. Campbellsville	
Back-to-back 40-point wins	2014
12/27/14 • (W) 89-42 vs. Brescia (Ky.)	
12/29/14 • (W) 104-62 vs. Alice Lloyd (Ky.) College	
50-point win	01/03/04
(W) 107-52 vs. Kentucky State	
60-point win	12/15/01
(W) 103-40 vs. West Alabama	
30-point loss	11/25/16
(L) 86-47 vs. Washington	
Played in OT game	03/13/21
(L) 61-57 vs. North Texas	
Played in a 2OT game	02/07/19
(W) 92-85 (2OT) at Rice	
Played in a 3OT game	01/19/84
(L) 76-74 (3OT) vs. Jacksonville	
Played in back-to-back OT games	2020
02/27/20 • (W) 95-91 (OT) vs. Louisiana Tech	
03/01/20 • (L) 78-72 (OT) at North Texas	
Won on "last second" shot	02/08/14
(W) 79-78 at UALR	
Trency Jackson hit a 28-footer with 0:00.0 left in regulation	
Lost on "last second" shot	03/21/09
(L) 83-81 in NCAA Tournament vs. #10 Gonzaga	
Demetri Goodson hit 6-footer at 0:00.9	
Had 5 players in double figures	01/23/21
(W) 82-67 at Middle Tennessee	
Had 6 players in double figures	03/07/20
(W) 91-85 at FIU	
Had 7 players in double figures	11/18/19
(W) 109-66 vs. Campbellsville	
Had 8 players in double figures	12/08/93
(W) 129-91 vs. North Florida	
Had 2 double-figure rebounders	12/21/19
Carson Williams (14) and Jared Savage (11) at Rhode Island	

Had two 20-point scorers	03/01/21
Charles Bassey (22) and Taveion Hollingsworth (20) vs. FIU	
Had three 20-point scorers	11/13/07
(W) 88-67 vs. Kentucky Wesleyan	
Had two 25-point scorers	02/15/18
Taveion Hollingsworth (30) and Darius Thompson (28) at North Texas	
Had 10+ 3FGs	03/12/21
10-of-20 vs. UAB	
Held opponent under 35.0% shooting	01/24/21
28.6% (18-of-63) at Middle Tennessee	
Committed fewer than 10 TOs	03/25/21
9 vs. Louisiana Tech	
Committed fewer than 5 TOs	03/17/21
4 vs. Saint Mary's	
Committed 25+ TOs	11/18/14
25 at Minnesota	
Forced 25+ TOs	11/10/12
26 at Southern Miss	
Shot 60% from the field	11/18/19
61.5% vs. Campbellsville	
Shot 70% from the field	02/24/84
71.1% vs. UAB	
Shot 90% from FT line (min. 10)	03/11/21
96% (24-of-25) vs. UTSA	

A WKU INDIVIDUAL:

Scored 25 pts	12/19/20
Charles Bassey (27) at Alabama	
Scored 30 pts	02/27/20
Taveion Hollingsworth (43) vs. Louisiana Tech	
Scored 40 pts	02/27/20
Taveion Hollingsworth (43) vs. Louisiana Tech	
Scored 50 pts	01/30/65
Clem Haskins (55) vs. Middle Tennessee	
Scored 15+ pts in a half	01/24/21
Charles Bassey (15 pts, second half) at Middle Tennessee	
Had 15 rebounds	03/25/21
Charles Bassey (16) vs. Old Dominion	
Had 20 rebounds	11/25/00
Chris Marcus (21) vs. Tennessee State	
Had 25 rebounds	03/07/72
Granville Bunton (27) at Morehead State	
Had 20 pts and 10 rebs	03/05/21
Charles Bassey (23 pts, 15 rebs) vs. Old Dominion	
Had 10 assists	02/07/19
Lamonte Bearden (11) at Rice	
Had 5 blocks	03/11/21
Charles Bassey (5) vs. UTSA	
Had 5 steals	11/15/19
Josh Anderson (5) at Eastern Kentucky	
Had a double-double	03/25/21
Charles Bassey (15 pts, 16 rebs) vs. Louisiana Tech	
Two players had a double-double	02/07/19
Lamonte Bearden (16 pts, 11 asts) and Charles Bassey (10 pts, 14 rebs) at Rice	
Had a triple-double	01/06/18
Darius Thompson (33 pts, 10 rebs, 10 asts) at Marshall	

AN OPPOSING INDIVIDUAL:

Scored 30 pts	03/11/21
Keaton Wallace, UTSA (30)	
Scored 40 pts	11/15/19
Jomaru Brown, Eastern Kentucky (41)	
Had 15 rebounds	01/24/19
Leonard Harper-Baker, Southern Miss (15)	
Had 20 rebounds	12/07/03
Cuthbert Victor, Murray State (20)	
Had 20 pts and 10 rebs	03/01/21
Radshad Davis, FIU (21 pts, 10 rebs)	
Had 10 assists	03/17/21
Tommy Kuhse, Saint Mary's (11)	
Had a double-double	03/17/21
Tommy Kuhse, Saint Mary's (17 pts, 11 asts)	



HEAD COACH RICK STANSBURY

CAREER RECORD: 396-226 (20TH SEASON)
RECORD AT WKU: 103-60 (SIXTH SEASON)

With 396 career wins and 13 postseason trips as a head coach to his credit, Rick Stansbury is the 15th head men's basketball coach at Western Kentucky University. Stansbury was hired to lead the WKU program on March 28, 2016.

Stansbury has led the Hilltoppers to four straight 20-win seasons and appearances in the last three Conference USA Tournament title games played. Over the last four seasons, WKU has 12 wins against opponents from the top seven leagues, a 9-6 record against Power Five programs and three wins against top-25 foes.

WKU is 1 of 14 schools in the country – less than 4% of all Division I teams – to win at least 20 games in each of the last four seasons.

The program's 88 wins over the last four seasons are the most in Conference USA, and WKU is also 1 of 18 schools in the country to make its league's last three tournament title games.

The Hilltoppers battled through the COVID-19 pandemic in 2020-21 to finish 21-8 and win the Conference USA East Division championship while also boasting the top winning percentage in the league. It was WKU's first regular season title since 2009. Other highlights included wins over Memphis and Alabama, another trip to the C-USA title game and a second-round appearance in the NIT.

WKU went 20-10 under Stansbury's guidance in 2019-20 and was set to be the No. 2 seed in the 2020 Conference USA Tournament before it was canceled due to the COVID-19 pandemic.

In the 2018-19 season, the Hilltoppers finished 20-14 and earned the No. 2 seed in C-USA. WKU sold out of general season tickets for the first time since E.A. Diddle Arena opened in 1963 and averaged 5,809 fans per game, the highest average attendance since the venue's renovation in 2002.

In Stansbury's second season in 2017-18, the Hilltoppers finished 27-11 – their most wins since the 2007-08 season and the most wins in the state of Kentucky that year – and advanced to the semifinals of the NIT for the first time since 1954. WKU finished the season 4-2 against Power 5 conference teams and was one of four teams in the nation – including the only non-Power 5 – to register wins over opponents from each of the ACC, SEC, Pac-12 and Big Ten conferences.

The season was the 10th in WKU history with at least 27 wins, and the 27 victories tied for the most in a season for Stansbury, who also won 27 games in 2001-02 at Mississippi State.

In Stansbury's five seasons at the helm, the Hilltoppers are a combined 58-14 inside E.A. Diddle Arena. Stansbury has never registered less than 10 home wins in a season as a head coach. He has a 78.5 percent winning percentage overall in home games at the helm, including an 86.6 percent clip in nonconference contests.

Stansbury, a Battletown, Ky., native and Campbellsville University Class of 2003 Hall of Famer, came to The Hill following two years at 2015-16 Southeastern Conference

THE STANSBURY FILE

PERSONAL

Born: Dec. 23, 1959

Hometown: Battletown, Ky.

Wife: Meo **Children:** Isaac, Noah, Luke

COACHING CAREER

1981-82: Campbellsville (student assistant)

1983-84: Cumberland (graduate assistant)

1985-90: Austin Peay (assistant coach)

1990-94: Mississippi State (assistant coach)

1994-98: Mississippi State (assoc. head coach)

1998-2012: Mississippi State (head coach)

2014-15: Texas A&M (assistant coach)

2015-16: Texas A&M (associate head coach)

2016-Present: WKU (head coach)

regular season champion Texas A&M, which included a run to the 2016 NCAA Sweet 16.

In his 35 seasons as a head coach or an assistant coach, Stansbury's teams have gone to the postseason 20 times, with Top 5 seeds in the NCAA Tournament in 2016 (3), 2004 (2), 2003 (5), 2002 (3), 1996 (5) and 1995 (5) and in the NIT in 2021 (4), 2018 (4), 2012 (4), 2010 (1), and 2007 (1).

The veteran head coach made his name over a 22-year run at Mississippi State, including the final 14 as head coach (1999-2012), where he compiled a career record of 293-166 (.638), led the Bulldogs to the postseason 11 times – with six NCAA appearances – and became Mississippi State's all-time wins leader in the process.

In his two seasons in College Station, working for head coach Billy Kennedy, Stansbury helped the Aggie coaching staff sign a consensus top-10 recruiting class, a class regarded as one of the best in school history, in 2015. In the 2015-16 campaign, with Stansbury serving as associate head coach, the Aggies set a school record for wins with 28 after a 21-12 campaign and third-place SEC finish in his first season. Texas A&M's run to the Sweet 16 was the deepest the Aggies have advanced in the tournament in program history.

During Stansbury's final 10 years leading Mississippi State, only Kentucky won more SEC championships than his eight, and over his entire 14-year run at the helm, only Kentucky and Florida won more games. His 293 career victories were the 10th-most in SEC history. The Bulldogs won the SEC tournament in 2002 and 2009, the overall SEC championship in 2004 and dominated the league's Western Division during Stansbury's tenure, winning the side in 2003, 2004, 2007, 2008 and 2010.

His teams were also postseason regulars, appearing in the NCAA Tournament or NIT in 11 of his 14 seasons as MSU's head coach, including trips to the NCAA Tournament in four consecutive seasons (2002-2005) and consecutive appearances in 2008 and 2009 with NIT trips in 1999, 2001, 2007, 2010 and 2012. Including his time as an assistant, Mississippi State went to the postseason 15 times in 22 seasons.

Seven Bulldogs earned All-America honors, 23 were named All-SEC (11 first teamers), and he posted 20 or more

CAREER RECORD BY OPPONENT 2021-22 OPPONENTS IN BOLD

TEAM	W-L	PCT
AKRON	0-2	.000
ALABAMA	17-14	.549
ALABAMA A&M	4-0	1.000
UAB	6-4	.600
ALABAMA STATE	4-0	1.000
APPALACHIAN STATE	1-0	1.000
ARIZONA	2-1	.667
ARKANSAS	18-14	.563
ARKANSAS-PINE BLUFF	2-0	1.000
ARKANSAS STATE	2-0	1.000
AUBURN	16-12	.571
AUSTIN PEAY	3-0	1.000
BAYLOR	0-1	.000
BELMONT	1-4	.200
BETHUNE-COOKMAN	1-0	1.000
BIRMINGHAM-SOUTHERN	1-0	1.000
BOSTON COLLEGE	1-0	1.000
BOWLING GREEN	0-1	.000
BRADLEY	1-0	1.000
BUTLER	0-1	.000
CALIFORNIA	0-1	.000
CAMPBELLVILLE	1-0	1.000
CENTENARY	4-0	1.000
CHARLOTTE	8-4	.667
CHATTANOOGA	1-0	1.000
CINCINNATI	0-2	.000
CLEMSON	0-2	.000
COLORADO STATE	0-1	.000
DEPAUL	1-0	1.000
DETROIT MERCY	2-1	.667
DUKE	0-1	.000
EAST TENNESSEE STATE	0-1	.000
EASTERN KENTUCKY	4-1	.800
FAIRFIELD	1-0	1.000
FAIRLEIGH DICKINSON	1-0	1.000
FLORIDA	8-9	.471
FLORIDA A&M	2-0	1.000
FLORIDA ATLANTIC	4-2	.667
FIU	5-2	.714
FLORIDA STATE	1-1	.500
FORDHAM	1-0	1.000
GARDNER-WEBB	1-0	1.000
GEORGE MASON	1-1	.500
GEORGIA	9-9	.500
GEORGIA STATE	2-0	1.000
HAWAII	0-1	.000
HOLY CROSS	1-0	1.000
HOUSTON	2-1	.667
IDAHO	1-0	1.000
ILLINOIS-CHICAGO	1-0	1.000
ILLINOIS STATE	1-0	1.000
INDIANA STATE	2-1	.667
JACKSON STATE	2-0	1.000
JACKSONVILLE	1-0	1.000
JACKSONVILLE STATE	5-0	1.000
KENTUCKY	4-13	.235
KENTUCKY WESLEYAN	1-0	1.000
LAFAYETTE	1-0	1.000
LIBERTY	1-0	1.000
LITTLE ROCK	3-0	1.000
LOUISIANA-LAFAYETTE	3-2	.600
LOUISIANA-MONROE	4-0	1.000
LSU	18-13	.581
LOUISIANA TECH	7-4	.636
LOUISVILLE	0-2	.000
LOYOLA MARYMOUNT	2-0	1.000
MARSHALL	7-4	.636
MASSACHUSETTS	0-1	.000
MCNEESE STATE	5-0	1.000
MEMPHIS	1-1	.500
MIAMI (FLA.)	1-1	.500
MIAMI-OHIO	0-1	.000
MIDDLE TENNESSEE	4-4	.500
MISSISSIPPI VALLEY STATE	4-0	1.000
MISSOURI	1-2	.333
MISSOURI-KANSAS CITY	1-0	1.000
MISSOURI STATE	0-2	.000
MONMOUTH	1-0	1.000

CAREER RECORD BY OPPONENT

2021-22 OPPONENTS IN BOLD

TEAM	W-L	PCT
MONTANA STATE	1-1	.500
MURRAY STATE	1-0	1.000
NEW ORLEANS	4-0	1.000
NICHOLLS	6-0	1.000
NORTH ALABAMA	1-0	1.000
NORTH CAROLINA	0-1	.000
NORTH CAROLINA A&T	2-0	1.000
NORTHERN IOWA	1-0	1.000
NORTH TEXAS	6-2	.750
NORTHWESTERN	1-0	1.000
NORTHWESTERN STATE	2-1	.667
OHIO	1-1	.500
OKLAHOMA	1-0	1.000
OKLAHOMA STATE	1-0	1.000
OLD DOMINION	6-6	.500
OLE MISS	21-8	.724
OREGON	1-0	1.000
PITTSBURGH	1-0	1.000
PURDUE	1-0	1.000
RHODE ISLAND	1-1	.500
RICE	6-0	1.000
RICHMOND	2-2	.500
RIDER	0-1	.000
RUTGERS	0-1	.000
SAINT MARY'S (CALIF.)	3-2	.600
SAM HOUSTON STATE	1-0	1.000
SAN DIEGO	2-1	.667
SANTA CLARA	2-0	1.000
SMU	1-0	1.000
SOUTH ALABAMA	7-1	.875
SOUTH CAROLINA	12-5	.706
SOUTH CAROLINA STATE	1-0	1.000
SOUTHEASTERN LOUISIANA	5-1	.833
SOUTHERN ILLINOIS	0-1	.000
SOUTHERN MISS	7-0	1.000
STANFORD	1-1	.500
ST. BONAVENTURE	2-0	1.000
SYRACUSE	0-1	.000
TENNESSEE	7-9	.438
TENNESSEE-MARTIN	5-0	1.000
TENNESSEE STATE	2-0	1.000
TENNESSEE TECH	2-0	1.000
TEXAS	0-2	.000
TEXAS A&M	1-0	1.000
TEXAS A&M-CORPUS CHRISTI	2-0	1.000
TEXAS-PAN AMERICAN	1-0	1.000
TEXAS TECH	0-1	.000
TROY	3-1	.750
TULANE	3-0	1.000
TULSA	0-1	.000
UCF	0-1	.000
UC IRVINE	1-0	1.000
UCLA	1-0	1.000
UNLV	0-1	.000
USC	1-0	1.000
UTAH	0-1	.000
UTAH STATE	1-0	1.000
UTEP	4-0	1.000
UTSA	4-3	.571
VALPARAISO	1-1	.500
VANDERBILT	11-8	.579
VILLANOVA	0-1	.000
VIRGINIA TECH	1-1	.500
WASHINGTON	0-3	.000
WASHINGTON STATE	0-2	.000
WEST VIRGINIA	2-2	.500
WESTERN KENTUCKY	3-1	.750
WISCONSIN	1-1	.500
WINTHROP	0-1	.000
WRIGHT STATE	2-1	.667
XAVIER	3-1	.750
TOTALS	396-226	.637

wins in 10 seasons during his 14-year run as head coach. Prior to Stansbury taking over as head coach, MSU had just seven postseason tournament appearances and won at least 20 games just seven times in the school's previous 86 years of basketball competition.

Stansbury has been a winner in every capacity.

Off the court, Stansbury's program graduated players at a rate never before seen at Mississippi State. Over his time as head coach, only Vanderbilt had a higher graduation rate in the SEC, and the Bulldogs were third in the SEC with 41 academic honorees in 14 years. Fans also came out in droves in Starkville to watch Stansbury's Bulldogs play. Of the Top 30 most attended games in MSU history, 26 came during Stansbury's run as head coach including all of the Top 10. He was the only coach in MSU history to average more than 10,000 fans per game in SEC play (2003-04/10,209), and his Bulldogs played in front of an average of over 7,000 fans per night in six of his 14 seasons as head coach.

Stansbury also brings to The Hill a national reputation of success as evidenced by his 2004 SEC Associated Press Coach of the Year, finalist for National Coach of the Year, and District 17 NABC Coach of the Year awards. During the 2003-04 season, Stansbury's Bulldogs ranked as high as No. 4 in the AP poll and finished No. 8 that year, their third consecutive Top 25 finish in the final AP poll.

As a recruiter, Stansbury is no stranger to sending players to the NBA ranks. Since 1996, Stansbury has helped guide nine players to the NBA, including Erick Dampier, the 10th overall pick in the 1996 Draft. Other pros under his tutelage include Mario Austin, Derrick Zimmerman, Jarvis Varnado and Rodney Hood.

Stansbury's WKU recruiting class for 2018-19 was ranked No. 19 in the country by Rivals and No. 27 by 247Sports. His 2017-18 class was ranked in the top 10 nationally by every major recruiting outlet and was the program's first top-25 class in the modern recruiting era.

WKU was one of nine programs with back-to-back top-20 recruiting classes as ranked by Rivals in 2017 and 2018, along with Duke, Kentucky, UCLA, Oregon, Kansas, North Carolina, Texas and Michigan State.

NBA scouts have always had their eyes on his programs. WKU hosted the first two preseason Pro Days in program history in 2018 and 2019, with more than 20 NBA scouts in attendance and double-digit scouts at most games.

Over a nine-year period in Starkville (2003-11), Stansbury signed five different top-20 recruiting classes. His 2005 class was rated the sixth-best nationally by Rivals.com while his final class in the spring of 2011 was No. 12 nationally by the outlet. The Class of 2015 at Texas A&M was rated No. 8 nationally by Rivals.com.

Before going to Starkville, Stansbury spent six seasons as

HEAD COACHING RECORD

1998-99: Mississippi State.....	20-13 [^]
1999-00: Mississippi State.....	14-16
2000-01: Mississippi State.....	18-13 [^]
2001-02: Mississippi State.....	27-8* [#]
2002-03: Mississippi State.....	21-10* [%]
2003-04: Mississippi State.....	26-4* [%]
2004-05: Mississippi State.....	23-11*
2005-06: Mississippi State.....	15-15
2006-07: Mississippi State.....	21-14 [^] [%]
2007-08: Mississippi State.....	23-11* [%]
2008-09: Mississippi State.....	23-13* [#]
2009-10: Mississippi State.....	24-12 [^] [%]
2010-11: Mississippi State.....	17-14
2011-12: Mississippi State.....	21-12 [^]
2016-17: WKU.....	15-15 [^]
2017-18: WKU.....	27-11 [^]
2018-19: WKU.....	20-14
2019-20: WKU.....	20-10
2020-21: WKU.....	21-8 [^] &
2021-22: WKU.....	0-0

396-226 (.637)

(*) NCAA Tournament appearance

([^]) NIT appearance

([#]) SEC Tournament champions

([%]) SEC Western Conference champions

(&) Conference USA East Division champions

an assistant at Austin Peay State University in Clarksville, Tenn. Working alongside the late Lake Kelly, APSU recorded three consecutive winning seasons including an Ohio Valley Conference tournament championship and NCAA Tournament second-round berth in 1986-87.

His 16-year career as an assistant prior to the MSU head coaching post began at his alma mater, Campbellsville, during the 1981-82 season as he worked toward earning a double major in business and physical education. He then moved on to work for Randy Vernon at Cumberland in Williamsburg, where he earned his master's in Business Education. In 1983-84, the team went 31-5 and earned a second-round appearance in the NAIA Tournament. In October 1999, Stansbury was honored by the Campbellsville Alumni Association as a proud recipient of the school's Distinguished Alumni Award.

Stansbury's connection to The Hill goes back well before his hiring as head coach to his great uncle, Edgar B. Stansbury, a 1994 WKU Athletics Hall of Famer as a three-sport athlete (baseball, basketball, football), football assistant coach under W.L. "Gander" Terry, and Director of Athletics in 1946 after serving his country in World War II. The concourse inside E.A. Diddle Arena is named in E.B. Stansbury's honor.

Stansbury is married to the former Meo Mellen of Roanoke, Va. The couple has three sons, Isaac, Noah and Luke.

STANSBURY'S COACHING ACCOLADES

CHAMPIONSHIPS

- SEC WESTERN CONFERENCE CHAMPIONSHIPS (2003, 2004, 2007, 2008, 2010)
- SEC TOURNAMENT CHAMPIONS (2002, 2009)
- OVERALL SEC CHAMPION (2004)
- CONFERENCE USA EAST DIVISION CHAMPIONSHIPS (2021)

POSTSEASON EXPERIENCE

AS HEAD COACH

- NCAA (2002, 2003, 2004, 2005, 2008, 2009)
- NIT (1999, 2001, 2007, 2010, 2012, 2018, 2021)

AS ASSISTANT

- NCAA (1987, 1991, 1995 - SWEET 16, 1996 - FINAL FOUR, 2016 - SWEET 16)
- NIT (1990, 1994)

AWARDS

- SEC COACH OF THE YEAR (2004)
- DISTRICT 17 NABC COACH OF THE YEAR (2004)



#0 DARRIUS MILES

SOPHOMORE | CENTER | 6-10 | 295 | TR
OAK CLIFF, TEXAS (ODESSA COLLEGE)

Years at WKU: 1 | Years in college : 2 | Eligibility remaining: 4

Opp. GS Min FG A Pct 3FG A Pct FT A Pct O D T PF FO A TO B S Pts

ALABAMA STATE

vs. Minnesota

vs. TBD

at Memphis

ALABAMA A&M

UT MARTIN

EKU

BUFFALO

vs. Ole Miss

CENTRE

LOUISVILLE

at Austin Peay

at Southern Miss*

at Louisiana Tech*

FIU*

RICE*

NORTH TEXAS*

at FAU*

at FIU*

UAB*

MIDDLE TENN.*

at Charlotte*

at Old Dominion*

FAU*

at UTSA*

CHARLOTTE*

OLD DOMINION*

at Middle Tenn.*

at Marshall*

MARSHALL*

SEASON/CAREER HIGHS AT WKU

POINTS

Season 0
Career Same

REBOUNDS

Season 0
Career Same

FIELD GOALS

Season 0
Career Same

FIELD GOALS ATTEMPTED

Season 0
Career Same

THREE-POINT FIELD GOALS

Season 0
Career Same

THREE-POINT FIELD GOALS ATTEMPTED

Season 0
Career Same

FREE THROWS

Season 0
Career Same

FREE THROWS ATTEMPTED

Season 0
Career Same

ASSISTS

Season 0
Career Same

BLOCKED SHOTS

Season 0
Career Same

STEALS

Season 0
Career Same

MINUTES PLAYED


Season 0
Career Same

QUICK-HITTERS

- Transferred to WKU from Odessa in summer 2021 and was immediately eligible
- Played one semester at Odessa College and appeared in 17 games
- Shot 61.1% from the field in his freshman season
- Scored a season-high 12 points against Loyalty College Prep
- Played prep ball at Faith Family Academy in Dallas
- Rated a three-star prospect by 247Sports
- Majoring in sport management

CAREER STATISTICS

Year	GP	GS	Min	Avg	FG	FGA	Pct	3FG	FGA	Pct	FT	FTA	Pct	Off	Def	Tot	Avg	PF	FO	Ast	TO	Blk	Stl	Pts	Avg	
ODESSA COLLEGE																										
2020-21	17	1	N/A	N/A	22	36	.611	0	0	.000	4	7	.571	9	13	22	1.3	17	0	2	14	6	1	48	2.8	
WKU																										
2021-22																										
WKU TOTAL																										



#1 JAYLEN BUTZ

RS SENIOR | FORWARD | 6-9 | 230 | TR
FORT WAYNE, IND. (DEPAUL)

Years at WKU: 1 | Years in college : 5 | Eligibility remaining: 1

Opp. GS Min FG A Pct 3FG A Pct FT A Pct O D T PF FO A TO B S Pts

ALABAMA STATE

vs. Minnesota

vs. TBD

at Memphis

ALABAMA A&M

UT MARTIN

EKU

BUFFALO

vs. Ole Miss

CENTRE

LOUISVILLE

at Austin Peay

at Southern Miss*

at Louisiana Tech*

FIU*

RICE*

NORTH TEXAS*

at FAU*

at FIU*

UAB*

MIDDLE TENN.*

at Charlotte*

at Old Dominion*

FAU*

at UTSA*

CHARLOTTE*

OLD DOMINION*

at Middle Tenn.*

at Marshall*

MARSHALL*

SEASON/CAREER HIGHS AT WKU

POINTS

Season	0
Career	Same

REBOUNDS

Season	0
Career	Same

FIELD GOALS

Season	0
Career	Same

FIELD GOALS ATTEMPTED

Season	0
Career	Same

THREE-POINT FIELD GOALS

Season	0
Career	Same

THREE-POINT FIELD GOALS ATTEMPTED

Season	0
Career	Same

FREE THROWS

Season	0
Career	Same

FREE THROWS ATTEMPTED

Season	0
Career	Same

ASSISTS

Season	0
Career	Same

BLOCKED SHOTS

Season	0
Career	Same

STEALS

Season	0
Career	Same

MINUTES PLAYED

Season	0
Career	Same

QUICK-HITTERS

- Transferred to WKU from DePaul in summer 2021 and was immediately eligible
- Played three seasons for the Blue Demons appearing in 89 games with 47 career starts
- Started in all 31 games as a junior while averaging 10.1 points and 5.4 rebnds per game
- Ranks third in DePaul history with a 598.9% field goal percentage (257 of 436)
- Only player in DePaul program history with at least three games of at least five field goals without a messed shot, accomplishing the feat five times
- As a junior, ranked third across the Big East in field goal percentage and 11th in offensive rebounds
- Led North Side High School in Fort Wayne, Ind., to its first Indiana state title game appearance since 1965
- Named an Indiana All-Star
- Rated a three-star prospect out of high school
- Majoring in interdisciplinary studies

CAREER STATISTICS

Year	GP	GS	Min	Avg	FG	FGA	Pct	3FG	FGA	Pct	FT	FTA	Pct	Off	Def	Tot	Avg	PF	FO	Ast	TO	Blk	Stl	Pts	Avg
DEPAUL																									
2017-18	23	3	273	11.9	32	52	.615	0	0	.000	16	33	.485	40	56	96	4.2	49	1	8	19	12	5	80	3.5
2018-19	35	13	800	22.9	98	170	.576	0	0	.000	47	84	.560	73	127	200	5.7	75	0	39	45	7	20	243	6.9
2019-20	31	31	846	27.3	127	214	.593	0	1	.000	59	118	.500	65	101	166	5.4	75	1	25	69	21	36	313	10.1
WKU																									
2021-22																									
TOTAL	89	47	1,919	21.6	257	436	.589	0	1	.000	122	235	.519	178	284	462	5.2	199	2	72	133	50	61	636	7.1



#2 KEITH WILLIAMS

FIFTH YEAR | GUARD | 6-5 | 215 | TR
BROOKLYN, N.Y. (CINCINNATI)

Years at WKU: 1 | Years in college : 5 | Eligibility remaining: 1

Opp. GS Min FG A Pct 3FG A Pct FT A Pct O D T PF FO A TO B S Pts

ALABAMA STATE

vs. Minnesota

vs. TBD

at Memphis

ALABAMA A&M

UT MARTIN

EKU

BUFFALO

vs. Ole Miss

CENTRE

LOUISVILLE

at Austin Peay

at Southern Miss*

at Louisiana Tech*

FIU*

RICE*

NORTH TEXAS*

at FAU*

at FIU*

UAB*

MIDDLE TENN.*

at Charlotte*

at Old Dominion*

FAU*

at UTSA*

CHARLOTTE*

OLD DOMINION*

at Middle Tenn.*

at Marshall*

MARSHALL*

SEASON/CAREER HIGHS AT WKU

POINTS

Season	0
Career	Same

REBOUNDS

Season	0
Career	Same

FIELD GOALS

Season	0
Career	Same

FIELD GOALS ATTEMPTED

Season	0
Career	Same

THREE-POINT FIELD GOALS

Season	0
Career	Same

THREE-POINT FIELD GOALS ATTEMPTED

Season	0
Career	Same

FREE THROWS

Season	0
Career	Same

FREE THROWS ATTEMPTED

Season	0
Career	Same

ASSISTS

Season	0
Career	Same

BLOCKED SHOTS

Season	0
Career	Same

STEALS

Season	0
Career	Same

MINUTES PLAYED

Season	0
Career	Same

QUICK-HITTERS

- Transferred to WKU from Cincinnati in summer 2021 with one year of eligibility remaining
- Helped lead the Bearcats to American Athletic Conference regular season championships (2018, 2020), two AAC tournament titles (2018, 2019) and two NCAA Tournament appearances (2018, 2019)
- Increased his scoring average each year at Cincinnati and finished his career there with 1,156 points, good for 35th on the Bearcats all-time scoring list
- Named to the Second Team All-AAC averaging 14.3 points, 4.1 rebounds and 2.5 assists in his senior season
- Rated a four-star prospect by Rivals.com and 247Sports out of Bishop Loughlin Memorial HS
- Named to the 2017 All-New York City Player of the Year and Catholic High School Athletic Association Class AA Most Valuable Player
- Graduated from Cincinnati with bachelor's degree in criminal justice
- Pursuing graduate certificate from WKU in organizational leadership

CAREER STATISTICS

Year	GP	GS	Min	Avg	FG	FGA	Pct	3FG	FGA	Pct	FT	FTA	Pct	Off	Def	Tot	Avg	PF	FO	Ast	TO	Blk	Stl	Pts	Avg
CINCINNATI																									
2017-18	33	0	325	9.8	40	104	.385	4	27	.148	17	32	.531	15	25	40	1.2	23	0	14	27	5	15	101	3.1
2018-19	35	32	908	25.9	130	288	.451	21	76	.276	65	92	.707	45	64	111	3.2	84	1	38	50	31	39	346	9.9
2019-20	30	29	867	28.9	136	313	.435	27	79	.342	80	101	.792	44	95	139	4.6	87	5	47	51	28	37	379	12.6
2020-21	23	22	629	27.4	113	284	.398	25	80	.313	79	121	.653	35	60	95	4.1	63	3	58	51	16	27	330	14.3
WKU																									
2021-22																									
TOTAL	121	83	2,729	22.6	419	989	.424	77	262	.294	241	346	.697	140	245	385	3.2	257	9	157	179	80	118	1,156	9.6



#3 JAIRUS HAMILTON

SENIOR | FORWARD | 6-8 | 230 | TR

CHARLOTTE, N.C. (MARYLAND)

Years at WKU: 1 | Years in college : 4 | Eligibility remaining: 2

Opp. GS Min FG A Pct 3FG A Pct FT A Pct O D T PF FO A TO B S Pts

ALABAMA STATE

vs. Minnesota

vs. TBD

at Memphis

ALABAMA A&M

UT MARTIN

EKU

BUFFALO

vs. Ole Miss

CENTRE

LOUISVILLE

at Austin Peay

at Southern Miss*

at Louisiana Tech*

FIU*

RICE*

NORTH TEXAS*

at FAU*

at FIU*

UAB*

MIDDLE TENN.*

at Charlotte*

at Old Dominion*

FAU*

at UTSA*

CHARLOTTE*

OLD DOMINION*

at Middle Tenn.*

at Marshall*

MARSHALL*

SEASON/CAREER HIGHS AT WKU

POINTS

Season 0
Career Same

REBOUNDS

Season 0
Career Same

FIELD GOALS

Season 0
Career Same

FIELD GOALS ATTEMPTED

Season 0
Career Same

THREE-POINT FIELD GOALS

Season 0
Career Same

THREE-POINT FIELD GOALS ATTEMPTED

Season 0
Career Same

FREE THROWS

Season 0
Career Same

FREE THROWS ATTEMPTED

Season 0
Career Same

ASSISTS

Season 0
Career Same

BLOCKED SHOTS

Season 0
Career Same

STEALS

Season 0
Career Same

MINUTES PLAYED


Season 0
Career Same

QUICK-HITTERS

- Transferred to WKU from Maryland in summer 2021 and was immediately eligible
- Appeared in all 31 games for the Terrapins in 2020-21 while averaging 6.5 points and 2.4 rebounds per game
- Shot 43% from the 3-point line including a 56% mark over the final 10 games of the season
- Played first two seasons at Boston College
- Averaged 9.5 points and 4.3 rebounds while making 20 starts as a sophomore in 2019-20
- Led the team with a 55% field-goal percentage and shot 78% from the charity stripe
- Scored a career-high 23 points with eight rebounds and five made 3-points in a home win over Virginia Tech
- Averaged 5.6 points and four rebounds with eight starts in 30 games as a freshman in 2018-19
- Finished as Cannon HS's No. 2 all-time leading scorer with 2,574 career points in three varsity seasons
- Was a consensus top-100 prospect out of high school
- Majoring in interdisciplinary studies

CAREER STATISTICS

Year	GP	GS	Min	Avg	FG	FGA	Pct	3FG	FGA	Pct	FT	FTA	Pct	Off	Def	Tot	Avg	PF	FO	Ast	TO	Blk	Stl	Pts	Avg
BOSTON COLLEGE																									
2018-19	30	8	617	20.6	59	147	.401	20	67	.299	29	45	.644	34	86	120	4.0	60	1	23	51	8	5	167	5.6
2019-20	24	20	619	25.8	86	201	.428	25	89	.281	31	40	.775	26	76	102	4.3	57	3	22	38	12	4	228	9.5
MARYLAND																									
2020-21	31	5	634	20.5	66	147	.449	37	86	.430	32	49	.653	10	63	73	2.4	64	1	21	23	3	9	201	6.5
WKU																									
2021-22																									
TOTAL	85	33	1,870	22.0	211	495	.426	82	242	.339	92	134	.687	70	225	295	3.5	181	5	66	112	23	18	596-7.0	



#4 JOSH ANDERSON

FIFTH YEAR | GUARD | 6-6 | 190 | 4L

BATON ROUGE, LA. (MADISON PREP ACAD.)

Years at WKU: 5 | Years in college : 5 | Eligibility remaining: 1

Opp. GS Min FG A Pct 3FG A Pct FT A Pct O D T PF FO A TO B S Pts

ALABAMA STATE

vs. Minnesota

vs. TBD

at Memphis

ALABAMA A&M

UT MARTIN

EKU

BUFFALO

vs. Ole Miss

CENTRE

LOUISVILLE

at Austin Peay

at Southern Miss*

at Louisiana Tech*

FIU*

RICE*

NORTH TEXAS*

at FAU*

at FIU*

UAB*

MIDDLE TENN.*

at Charlotte*

at Old Dominion*

FAU*

at UTSA*

CHARLOTTE*

OLD DOMINION*

at Middle Tenn.*

at Marshall*

MARSHALL*

SEASON/CAREER HIGHS AT WKU

POINTS

Season 22, vs. Marshall, 01/15/21
Career 25, vs. Marshall, 01/21/19

REBOUNDS

Season 9, at Middle Tennessee, 01/24/21
Career 10, at FIU, 02/01/20

FIELD GOALS

Season 6, 2x, last vs. Rice, 02/12/21
Career 10, 2x, last at Rice, 02/07/19

FIELD GOALS ATTEMPTED

Season 11, vs. Rice, 02/12/21
Career 21, at Rice, 02/07/19

THREE-POINT FIELD GOALS

Season 3, vs. Rice, 02/12/21
Career 3, vs. UTSA, 01/31/19

THREE-POINT FIELD GOALS ATTEMPTED

Season 4, 3x, last vs. Old Dominion, 03/06/21
Career 5, 2x, last vs. UAB, 02/16/19

FREE THROWS

Season 9, vs. Marshall, 01/15/21
Career 9, 2x, last vs. Marshall, 01/15/21

FREE THROWS ATTEMPTED

Season 10, vs. Louisiana Tech, 01/08/21
Career 12, 2x, last at Eastern Kentucky, 11/15/19

ASSISTS

Season 4, vs. Tennessee Tech, 12/22/20
Career 5, vs. UCF, 11/18/18

BLOCKED SHOTS

Season 2, vs. UTSA, 03/11/21
Career 3, vs. Louisiana Tech, 02/27/20

STEALS

Season 4, 2x, last vs. Marshall, 01/15/21
Career 5, 2x, last at Eastern Kentucky, 11/15/19

MINUTES PLAYED


Season 38, vs. North Texas, 03/13/21
Career 43, at Rice, 02/07/19

QUICK-HITTERS

- Named to 2021 C-USA All-Defensive Team
- Finished the season 36th on WKU's all-time scoring list with 1,136 points and fifth on WKU's career steals list with 168 steals
- Had season-high 22 points and four steals with 9 of 9 made free throws vs. Marshall on Jan. 15
- Reached 1,000 career points with 12 second-half points against Louisiana Tech on Jan. 8
- Played 38 minutes while scoring 14 points and pulling down four boards and making seven free throws in the C-USA Championships game against North Texas
- Teamed up with Charles Bassey to be top dunking duo in the nation with 92 dunks between the pair
- Finished fourth in the league in free throw percentage and fifth in steals.
- Has appeared on SportsCenter Top 10 plays at least six times in three seasons for his dunks
- Led Madison Prep to its third straight state title and its fourth championship game appearance
- Ranked a consensus four-star prospect across all outlets and ranked in the top 60 nationally
- Majoring in interdisciplinary studies, with emphasis in health and minor in athletic coaching

CAREER STATISTICS

Year	GP	GS	Min	Avg	FG	FGA	Pct	3FG	FGA	Pct	FT	FTA	Pct	Off	Def	Tot	Avg	PF	FO	Ast	TO	Blk	Stl	Pts	Avg
2017-18	23	3	390	17.0	63	114	.553	1	7	.143	43	73	.589	19	39	58	2.5	50	1	17	19	8	23	170	7.4
2018-19	34	28	1,015	29.9	152	322	.472	15	52	.288	93	131	.710	39	102	141	4.1	93	5	59	74	23	59	412	12.1
2019-20	30	16	847	28.2	96	207	.464	12	46	.261	99	129	.767	27	100	127	4.2	83	0	39	52	32	37	303	10.1
2020-21	27	26	762	28.2	82	180	.456	19	57	.333	68	81	.840	19	87	106	3.9	59	2	31	49	13	49	251	9.3
2021-22																									
TOTAL	114	73	3,014	26.4	393	823	.481	47	162	.290	303	414	.732	104	328	432	3.8	285	8	146	194	76	168	1,136	10.0



#5 NOAH STANSBURY

RS-FRESHMAN | GUARD | 6-0 | 170 | RS

BOWLING GREEN, KY. (GREENWOOD HS)

Years at WKU: 2 | Years in college : 2 | Eligibility remaining: 4

Opp. GS Min FG A Pct 3FG A Pct FT A Pct O D T PF FO A TO B S Pts

ALABAMA STATE

vs. Minnesota

vs. TBD

at Memphis

ALABAMA A&M

UT MARTIN

EKU

BUFFALO

vs. Ole Miss

CENTRE

LOUISVILLE

at Austin Peay

at Southern Miss*

at Louisiana Tech*

FIU*

RICE*

NORTH TEXAS*

at FAU*

at FIU*

UAB*

MIDDLE TENN.*

at Charlotte*

at Old Dominion*

FAU*

at UTSA*

CHARLOTTE*

OLD DOMINION*

at Middle Tenn.*

at Marshall*

MARSHALL*

SEASON/CAREER HIGHS AT WKU

POINTS

Season	0
Career	Same

REBOUNDS

Season	0
Career	Same

FIELD GOALS

Season	0
Career	Same

FIELD GOALS ATTEMPTED

Season	0
Career	Same

THREE-POINT FIELD GOALS

Season	0
Career	Same

THREE-POINT FIELD GOALS ATTEMPTED

Season	0
Career	Same

FREE THROWS

Season	0
Career	Same

FREE THROWS ATTEMPTED

Season	0
Career	Same

ASSISTS

Season	0
Career	Same

BLOCKED SHOTS

Season	0
Career	Same

STEALS

Season	0
Career	Same

MINUTES PLAYED


Season	0
Career	Same

QUICK-HITTERS

- Redshirted his true freshman season in 2020-21
- Previously in 2021 class but reclassified into 2020
- Averaged 12.2 points and 3.9 rebounds per game as a junior in 2019-20 at Greenwood High School in Bowling Green, Ky.
- Made 78 of 207 3-point attempts (37.7 percent) and 58 of 68 free throws (85.3 percent)
- Had season high of 28 points in district game against South Warren with seven made 3s
- Previously named All-District 14 performer
- Son of WKU head coach Rick Stansbury
- Majoring in sport management

CAREER STATISTICS

Year	GP	GS	Min	Avg	FG	FGA	Pct	3FG	FGA	Pct	FT	FTA	Pct	Off	Def	Tot	Avg	PF	FO	Ast	TO	Blk	Stl	Pts	Avg
2020-21	Sat out freshman year as a redshirt																								
2021-22																									
TOTAL																									



#10 ELIJAH HUGHEY

FRESHMAN | GUARD | 6-4 | 200 | HS

DALLAS, TEXAS (LANCASTER HS)

Years at WKU: 1 | Years in college : 1 | Eligibility remaining: 4

Opp. GS Min FG A Pct 3FG A Pct FT A Pct O D T PF FO A TO B S Pts

ALABAMA STATE

vs. Minnesota

vs. TBD

at Memphis

ALABAMA A&M

UT MARTIN

EKU

BUFFALO

vs. Ole Miss

CENTRE

LOUISVILLE

at Austin Peay

at Southern Miss*

at Louisiana Tech*

FIU*

RICE*

NORTH TEXAS*

at FAU*

at FIU*

UAB*

MIDDLE TENN.*

at Charlotte*

at Old Dominion*

FAU*

at UTSA*

CHARLOTTE*

OLD DOMINION*

at Middle Tenn.*

at Marshall*

MARSHALL*

SEASON/CAREER HIGHS AT WKU

POINTS

Season 0
Career Same

REBOUNDS

Season 0
Career Same

FIELD GOALS

Season 0
Career Same

FIELD GOALS ATTEMPTED

Season 0
Career Same

THREE-POINT FIELD GOALS

Season 0
Career Same

THREE-POINT FIELD GOALS ATTEMPTED

Season 0
Career Same

FREE THROWS

Season 0
Career Same

FREE THROWS ATTEMPTED

Season 0
Career Same

ASSISTS

Season 0
Career Same

BLOCKED SHOTS

Season 0
Career Same

STEALS

Season 0
Career Same

MINUTES PLAYED

Season 0
Career Same

QUICK-HITTERS

- Averaged 11.6 points, 4.3 rebounds and 1.6 steals per game as a senior at Lancaster HS
- Played for one of the top teams in Texas that finished 26-5 and undefeated 16-0 in district play
- Shot 49% from the field and 40% from the 3-point line
- Named to the District 12-5A First Team and TABC All-Region
- Averaged 17 points and five rebounds as a junior at West Mesquite HS
- Majoring in management

CAREER STATISTICS

Year	GP	GS	Min	Avg	FG	FGA	Pct	3FG	FGA	Pct	FT	FTA	Pct	Off	Def	Tot	Avg	PF	FO	Ast	TO	Blk	Stl	Pts	Avg
2021-22																									
TOTAL																									



#12 TYLER OLDEN

FRESHMAN | GUARD | 5-11 | 210

SCOTTSDALE, ARIZ. (HILLCREST PREP)

Years at WKU: 1 | Years in college : 1 | Eligibility remaining: 4

Opp. GS Min FG A Pct 3FG A Pct FT A Pct O D T PF FO A TO B S Pts

ALABAMA STATE

vs. Minnesota

vs. TBD

at Memphis

ALABAMA A&M

UT MARTIN

EKU

BUFFALO

vs. Ole Miss

CENTRE

LOUISVILLE

at Austin Peay

at Southern Miss*

at Louisiana Tech*

FIU*

RICE*

NORTH TEXAS*

at FAU*

at FIU*

UAB*

MIDDLE TENN.*

at Charlotte*

at Old Dominion*

FAU*

at UTSA*

CHARLOTTE*

OLD DOMINION*

at Middle Tenn.*

at Marshall*

MARSHALL*

SEASON/CAREER HIGHS AT WKU

POINTS

Season	0
Career	Same

REBOUNDS

Season	0
Career	Same

FIELD GOALS

Season	0
Career	Same

FIELD GOALS ATTEMPTED

Season	0
Career	Same

THREE-POINT FIELD GOALS

Season	0
Career	Same

THREE-POINT FIELD GOALS ATTEMPTED

Season	0
Career	Same

FREE THROWS

Season	0
Career	Same

FREE THROWS ATTEMPTED

Season	0
Career	Same

ASSISTS

Season	0
Career	Same

BLOCKED SHOTS

Season	0
Career	Same

STEALS

Season	0
Career	Same

MINUTES PLAYED

Season	0
Career	Same

QUICK-HITTERS

- Played three seasons on the varsity team at Hilcrest Prep in Phoenix
- Played in 39 contests over his career and scored 4.1 points per game
- Added 1.1 assists and 2.7 boards per game
- Previously played at Chaparral HS in Scottsdale
- Majoring in finance

CAREER STATISTICS

Year	GP	GS	Min	Avg	FG	FGA	Pct	3FG	FGA	Pct	FT	FTA	Pct	Off	Def	Tot	Avg	PF	FO	Ast	TO	Blk	Stl	Pts	Avg
2021-22																									
TOTAL																									



#13 SHERMAN BRASHEAR

SOPHOMORE | GUARD | 6-5 | 180 | TR
DALLAS, TEXAS (PANOLA COLLEGE)

Years at WKU: 1 | Years in college : 2 | Eligibility remaining: 4

Opp. GS Min FG A Pct 3FG A Pct FT A Pct O D T PF FO A TO B S Pts

ALABAMA STATE

vs. Minnesota

vs. TBD

at Memphis

ALABAMA A&M

UT MARTIN

EKU

BUFFALO

vs. Ole Miss

CENTRE

LOUISVILLE

at Austin Peay

at Southern Miss*

at Louisiana Tech*

FIU*

RICE*

NORTH TEXAS*

at FAU*

at FIU*

UAB*

MIDDLE TENN.*

at Charlotte*

at Old Dominion*

FAU*

at UTSA*

CHARLOTTE*

OLD DOMINION*

at Middle Tenn.*

at Marshall*

MARSHALL*

SEASON/CAREER HIGHS AT WKU

POINTS

Season	0
Career	Same

REBOUNDS

Season	0
Career	Same

FIELD GOALS

Season	0
Career	Same

FIELD GOALS ATTEMPTED

Season	0
Career	Same

THREE-POINT FIELD GOALS

Season	0
Career	Same

THREE-POINT FIELD GOALS ATTEMPTED

Season	0
Career	Same

FREE THROWS

Season	0
Career	Same

FREE THROWS ATTEMPTED

Season	0
Career	Same

ASSISTS

Season	0
Career	Same

BLOCKED SHOTS

Season	0
Career	Same

STEALS

Season	0
Career	Same

MINUTES PLAYED

Season	0
Career	Same

QUICK-HITTERS

- Transferred to WKU from Panola College in summer 2021
- Played one season at Panola in Carthage, Texas
- Appeared in 17 games with eight starts
- Averaged 11 points and 6.2 rebounds while shooting 36.4% from behind the arc (43 of 118)
- Had a season-high 24 points against Lamar State College, making 6 of 11 3-point shots in the process
- Named the tournament MVP of the JA48 junior college event in June 2021 after averaging 23 points per game and shooting 47.6% from long range
- Attended Rockwall HS in Texas
- Awarded 11-6A First Team All-District honors
- Majoring in sport management

CAREER STATISTICS

Year	GP	GS	Min	Avg	FG	FGA	Pct	3FG	FGA	Pct	FT	FTA	Pct	Off	Def	Tot	Avg	PF	FO	Ast	TO	Blk	Stl	Pts	Avg
PANOLA COLLEGE																									
2020-21	17	8	N/A	N/A	66	160	.413	43	118	.364	12	15	.800	31	74	105	6.2	22	0	10	17	6	7	187	11.0
WKU																									
2021-22																									
WKU TOTAL																									



#14 LUKE FRAMPTON

RS SENIOR | GUARD | 6-5 | 200 | 1L

POCA, W.VA. (DAVIDSON)

Years at WKU: 2 | Years in college : 5 | Eligibility remaining: 2

Opp. GS Min FG A Pct 3FG A Pct FT A Pct O D T PF FO A TO B S Pts

ALABAMA STATE

vs. Minnesota

vs. TBD

at Memphis

ALABAMA A&M

UT MARTIN

EKU

BUFFALO

vs. Ole Miss

CENTRE

LOUISVILLE

at Austin Peay

at Southern Miss*

at Louisiana Tech*

FIU*

RICE*

NORTH TEXAS*

at FAU*

at FIU*

UAB*

MIDDLE TENN.*

at Charlotte*

at Old Dominion*

FAU*

at UTSA*

CHARLOTTE*

OLD DOMINION*

at Middle Tenn.*

at Marshall*

MARSHALL*

SEASON/CAREER HIGHS AT WKU

POINTS

Season 22, vs. Tennessee Tech, 12/22/20

Career Same

REBOUNDS

Season 5, vs. Tennessee Tech, 12/22/20

Career Same

FIELD GOALS

Season 6, vs. Tennessee Tech, 12/22/20

Career Same

FIELD GOALS ATTEMPTED

Season 12, vs. Mississippi Valley State, 12/06/20

Career Same

THREE-POINT FIELD GOALS

Season 6, vs. Tennessee Tech, 12/22/20

Career Same

THREE-POINT FIELD GOALS ATTEMPTED

Season 9, 2x, last vs. Rice, 02/13/21

Career Same

FREE THROWS

Season 5, vs. Northern Iowa, 11/25/20

Career Same

FREE THROWS ATTEMPTED

Season 5, 2x, last vs. Saint Mary's, 03/17/21

Career Same

ASSISTS

Season 6, vs. Rice, 02/12/21

Career Same

BLOCKED SHOTS

Season 0

Career Same

STEALS

Season 2, 2x, last vs. Rice, 02/13/21

Career Same

MINUTES PLAYED

Season 29, vs. Rice, 02/12/21


Career Same

QUICK-HITTERS

- Hit 6 of 9 3-pointers for a season-high 22 points and five rebounds vs. Tennessee Tech on Dec. 22; named C-USA Player of the Week on Dec. 28
- Made 5 of 5 3-point attempts for a season-high 15 points against Gardner-Webb on Dec. 10
- Scored 14 points and made 3 of 4 3-pointers in WKU debut vs. Northern Iowa on Nov. 25, 2020
- Transferred to WKU in the summer of 2020 and was granted immediate eligibility by the NCAA
- Started all 39 games played for Davidson, including all 34 as a redshirt freshman
- Played in just five games in 2019-20 before taking personal leave of absence, averaging 9.8 points and shooting 48 percent from 3
- Averaged 10.3 points as redshirt freshman in 2018-19 while netting 100 of 266 3s
- Led Atlantic 10 in both 3-pointers made and 3-pointers per game (2.9)
- Just second player in Davidson history to hit 100 3-pointers in a season, along with Stephen Curry
- Majoring in Interdisciplinary Studies with an emphasis in Social and Behavioral Science

CAREER STATISTICS

Year	GP	GS	Min	Avg	FG	FGA	Pct	3FG	FGA	Pct	FT	FTA	Pct	Off	Def	Tot	Avg	PF	FO	Ast	TO	Blk	Stl	Pts	Avg
DAVIDSON																									
2017-18	Sat out due to injury																								
2018-19	34	34	1,049	30.9	113	298	.379	100	266	.376	25	38	.658	14	94	108	3.2	87	1	69	34	11	29	351	10.3
2019-20	5	5	134	26.8	16	37	.432	14	29	.483	3	3	1.000	0	15	15	3.0	7	0	7	4	1	4	49	9.8
WKU																									
2020-21	26	1	4528	20.3	58	141	.421	51	124	.411	25	29	.862	6	41	47	1.8	43	0	31	28	1	12	192	7.4
2021-22																									
TOTAL	65	40	1,711	26.3	187	476	.393	165	421	.392	53	70	.757	20	150	170	2.6	137	1	107	66	13	45	592	9.1



#15 ZION HARMON

FRESHMAN | GUARD | 5-11 | 170 | HS

WASHINGTON, D.C. (MARSHALL COUNTY HS)

Years at WKU: 1 | Years in college : 1 | Eligibility remaining: 4

Opp. GS Min FG A Pct 3FG A Pct FT A Pct O D T PF FO A TO B S Pts

ALABAMA STATE

vs. Minnesota

vs. TBD

at Memphis

ALABAMA A&M

UT MARTIN

EKU

BUFFALO

vs. Ole Miss

CENTRE

LOUISVILLE

at Austin Peay

at Southern Miss*

at Louisiana Tech*

FIU*

RICE*

NORTH TEXAS*

at FAU*

at FIU*

UAB*

MIDDLE TENN.*

at Charlotte*

at Old Dominion*

FAU*

at UTSA*

CHARLOTTE*

OLD DOMINION*

at Middle Tenn.*

at Marshall*

MARSHALL*

SEASON/CAREER HIGHS AT WKU

POINTS

Season	0
Career	Same

REBOUNDS

Season	0
Career	Same

FIELD GOALS

Season	0
Career	Same

FIELD GOALS ATTEMPTED

Season	0
Career	Same

THREE-POINT FIELD GOALS

Season	0
Career	Same

THREE-POINT FIELD GOALS ATTEMPTED

Season	0
Career	Same

FREE THROWS

Season	0
Career	Same

FREE THROWS ATTEMPTED

Season	0
Career	Same

ASSISTS

Season	0
Career	Same

BLOCKED SHOTS

Season	0
Career	Same

STEALS

Season	0
Career	Same

MINUTES PLAYED

Season	0
Career	Same

QUICK-HITTERS

- Averaged 22.3 points per game in his senior year at Marshall County (Ky.) HS that was shortened due to injury
- Averaged 25.4 points, 5.2 assists, 3.3 rebounds and 1.4 steals as a junior
- Ranked sixth in the state of Kentucky in scoring as a junior, as well as ninth in 3-pointers made and free-throw percentage
- Named 2018 MaxPreps National Freshman of the Year at Adair County HS where he averaged 32.7 points, 7.8 assists and 3.4 rebounds
- Won state championship in 2017 at an eighth-grader at Bowling Green HS
- Ranked a consensus four-star recruit and a top-50 prospect in the country by ESPN
- Competed for USA Basketball in recent years, winning a gold medal with the 2017 USA Men's U16 National Team in the FIBA Americas U16 Championship
- Majoring in sport management

CAREER STATISTICS

Year	GP	GS	Min	Avg	FG	FGA	Pct	3FG	FGA	Pct	FT	FTA	Pct	Off	Def	Tot	Avg	PF	FO	Ast	TO	Blk	Stl	Pts	Avg
2021-22																									
TOTAL																									



#20 DAYVION MCKNIGHT

SOPHOMORE | GUARD | 6-1 | 195 | 1L
SHELBYVILLE, KY. (COLLINS HS)

Years at WKU: 2 | Years in college : 2 | Eligibility remaining: 4

Opp. GS Min FG A Pct 3FG A Pct FT A Pct O D T PF FO A TO B S Pts

ALABAMA STATE

vs. Minnesota

vs. TBD

at Memphis

ALABAMA A&M

UT MARTIN

EKU

BUFFALO

vs. Ole Miss

CENTRE

LOUISVILLE

at Austin Peay

at Southern Miss*

at Louisiana Tech*

FIU*

RICE*

NORTH TEXAS*

at FAU*

at FIU*

UAB*

MIDDLE TENN.*

at Charlotte*

at Old Dominion*

FAU*

at UTSA*

CHARLOTTE*

OLD DOMINION*

at Middle Tenn.*

at Marshall*

MARSHALL*

SEASON/CAREER HIGHS AT WKU

POINTS

Season 21, vs. Northern Iowa, 11/25/20

Career Same

REBOUNDS

Season 9, vs. Mississippi Valley State, 12/06/20

Career Same

FIELD GOALS

Season 7, vs. Northern Iowa, 11/25/20

Career Same

FIELD GOALS ATTEMPTED

Season 10, vs. Northern Iowa, 11/25/20

Career Same

THREE-POINT FIELD GOALS

Season 2, vs. Rice, 02/13/21

Career Same

THREE-POINT FIELD GOALS ATTEMPTED

Season 3, vs. Rice, 02/12/21

Career Same

FREE THROWS

Season 6, vs. Northern Iowa, 11/25/20

Career Same

FREE THROWS ATTEMPTED

Season 6, vs. Northern Iowa, 11/25/20

Career Same

ASSISTS

Season 9, 3x, last vs. UAB, 03/12/21

Career Same

BLOCKED SHOTS

Season 2, vs. UAB, 03/12/21

Career Same

STEALS

Season 3, 2x, last vs. UAB, 03/12/21

Career Same

MINUTES PLAYED

Season 37, vs. UAB, 03/12/21

Career Same

QUICK-HITTERS

- Named to C-USA All-Tournament Team
- Named to Conference USA All-Freshman Team
- Had 13 points, nine assists, three steals and two blocks vs. UAB on March 12 in C-USA semis
- Notched career-high nine assists in back-to-back games against Rice on Feb. 12-13
- Made his first career start vs. LA Tech on Jan. 8
- Tallied six points, nine rebounds and seven assists against Mississippi Valley State on Dec. 6
- Named C-USA Freshman of the Week on Nov. 30
- Scored 21 points with four rebounds, three steals and three assists in college debut against Northern Iowa on Nov. 25, 2020; named ESPN's Player of the Game
- His 21 points vs. UNI were the second-most ever by a Hilltopper freshman in his college debut
- Named 2020 Kentucky Mr. Basketball after standout senior season at Collins High School
- Averaged 20 points and 8.1 rebounds per game while leading the Titans to 27-7 record and 8th Region championship
- Finished high school career as Collins' all-time leader in points (1,897), rebounds (1,040), assists (600) and steals (329)
- Averaged 17 points and 10.4 rebounds as a junior and chosen as second team all-state pick
- Majoring in Sport Management

CAREER STATISTICS

Year	GP	GS	Min	Avg	FG	FGA	Pct	3FG	FGA	Pct	FT	FTA	Pct	Off	Def	Tot	Avg	PF	FO	Ast	TO	Blk	Stl	Pts	Avg
2020-21	29	17	713	24.6	57	150	.380	4	22	.182	49	60	.817	22	82	104	3.6	61	0	111	61	7	28	167	5.8
2021-22																									
TOTAL	29	17	713	24.6	57	150	.380	4	22	.182	49	60	.817	22	82	104	3.6	61	0	111	61	7	28	167	5.8



#32 BAILEY CONRAD

FRESHMAN | FORWARD | 6-7 | 220 | FR
CORYDON, IND. (CHRISTIAN ACAD. OF INDIANA)

Years at WKU: 2 | Years in college: 2 | Eligibility remaining: 4

Opp. GS Min FG A Pct 3FG A Pct FT A Pct O D T PF FO A TO B S Pts

ALABAMA STATE

vs. Minnesota

vs. TBD

at Memphis

ALABAMA A&M

UT MARTIN

EKU

BUFFALO

vs. Ole Miss

CENTRE

LOUISVILLE

at Austin Peay

at Southern Miss*

at Louisiana Tech*

FIU*

RICE*

NORTH TEXAS*

at FAU*

at FIU*

UAB*

MIDDLE TENN.*

at Charlotte*

at Old Dominion*

FAU*

at UTSA*

CHARLOTTE*

OLD DOMINION*

at Middle Tenn.*

at Marshall*

MARSHALL*

SEASON/CAREER HIGHS AT WKU

POINTS

Season 0
Career Same

REBOUNDS

Season 0
Career Same

FIELD GOALS

Season 0
Career Same

FIELD GOALS ATTEMPTED

Season 0
Career Same

THREE-POINT FIELD GOALS

Season 0
Career Same

THREE-POINT FIELD GOALS ATTEMPTED

Season 0
Career Same

FREE THROWS

Season 0
Career Same

FREE THROWS ATTEMPTED

Season 0
Career Same

ASSISTS

Season 0
Career Same

BLOCKED SHOTS

Season 0
Career Same

STEALS

Season 1, vs. Mississippi Valley State, 12/06/20
Career Same

MINUTES PLAYED


Season 1, 5x, last vs. UTSA, 03/11/21
Career Same

QUICK-HITTERS

- Made his college debut against Mississippi Valley State on Dec. 6 and grabbed one steal
- Averaged 18.3 points, 9.6 rebounds, 3.5 assists and 2.2 blocks as a senior at Christian Academy of Indiana
- Shot 50.4 percent from the field, 47 percent from 3 and 70 percent from the free-throw line
- Competed in two regionals and was a two-time All-Sectional Team member
- Named Courier Journal Player of the Year finalist, IBCA Small School All-State and IBCA Academic All-State Honorable Mention
- Scored more than 1,000 points in his career
- Named to the IBCA Top 100 as a junior and received invite to the NCAA Basketball Academy
- Major is currently undeclared

CAREER STATISTICS

Year	GP	GS	Min	Avg	FG	FGA	Pct	3FG	FGA	Pct	FT	FTA	Pct	Off	Def	Tot	Avg	PF	FO	Ast	TO	Blk	Stl	Pts	Avg
2020-21	5	0	5	1.0	0	0	.000	0	0	.000	0	0	.000	0	0	0	0.0	1	0	0	0	0	1	0	0.0
2021-22																									
TOTAL	5	0	5	1.0	0	0	.000	0	0	.000	0	0	.000	0	0	0	0.0	1	0	0	0	0	1	0	0.0



#33 JAMARION SHARP

JUNIOR | CENTER | 7-5 | 235 | TR

HOPKINSVILLE, KY. (JOHN A. LOGAN COLLEGE)

Years at WKU: 1 | Years in college : 3 | Eligibility remaining: 3

Opp. GS Min FG A Pct 3FG A Pct FT A Pct O D T PF FO A TO B S Pts

ALABAMA STATE

vs. Minnesota

vs. TBD

at Memphis

ALABAMA A&M

UT MARTIN

EKU

BUFFALO

vs. Ole Miss

CENTRE

LOUISVILLE

at Austin Peay

at Southern Miss*

at Louisiana Tech*

FIU*

RICE*

NORTH TEXAS*

at FAU*

at FIU*

UAB*

MIDDLE TENN.*

at Charlotte*

at Old Dominion*

FAU*

at UTSA*

CHARLOTTE*

OLD DOMINION*

at Middle Tenn.*

at Marshall*

MARSHALL*

SEASON/CAREER HIGHS AT WKU

POINTS

Season	0
Career	Same

REBOUNDS

Season	0
Career	Same

FIELD GOALS

Season	0
Career	Same

FIELD GOALS ATTEMPTED

Season	0
Career	Same

THREE-POINT FIELD GOALS

Season	0
Career	Same

THREE-POINT FIELD GOALS ATTEMPTED

Season	0
Career	Same

FREE THROWS

Season	0
Career	Same

FREE THROWS ATTEMPTED

Season	0
Career	Same

ASSISTS

Season	0
Career	Same

BLOCKED SHOTS

Season	0
Career	Same

STEALS

Season	0
Career	Same

MINUTES PLAYED


Season	0
Career	Same

QUICK-HITTERS

- On record as the tallest player in D-I basketball this season at 7-foot-5; also the tallest player in Hilltopper Basketball history
- Transferred to WKU in summer 2021 from John A. Logan College
- Averaged 7.7 points, 7.3 rebounds and 5.8 blocks as a sophomore at Logan College
- Named an all-conference and all-region selection
- Averaged 5.5 points, 5.0 rebounds and 3.7 blocks as a freshman, shooting 64.1% from the field
- Helped Logan finish undefeated in conference play for the first time in school history and tally a 28-5 overall record
- Ranked a four-star prospect and the top junior college player in the nation by 247Sports
- Averaged 7.6 points and 7.9 rebounds as a senior at Hopkinsville HS
- Name to the All-Eighth District Team and a member of the Kentucky All-Stars
- Majoring in interdisciplinary studies

CAREER STATISTICS

Year	GP	GS	Min	Avg	FG	FGA	Pct	3FG	FGA	Pct	FT	FTA	Pct	Off	Def	Tot	Avg	PF	FO	Ast	TO	Blk	Stl	Pts	Avg
JOHN A. LOGAN COLLEGE																									
2019-20	33	13	N/A	N/A	82	128	.641	0	1	.000	19	50	.380	58	108	166	5.0	68	0	6	20	121	9	183	5.5
2020-21	24	16	N/A	N/A	76	136	.559	1	2	.500	32	55	.582	54	122	176	7.3	53	0	16	41	140	5	185	7.7
WKU																									
2021-22																									
WKU TOTAL																									



#50 ISAIAH COZART

JUNIOR | FORWARD | 6-7 | 235 | 2L

RICHMOND, KY. (MADISON CENTRAL HS)

Years at WKU: 3 | Years in college : 3 | Eligibility remaining: 3

Opp. GS Min FG A Pct 3FG A Pct FT A Pct O D T PF FO A TO B S Pts

ALABAMA STATE

vs. Minnesota

vs. TBD

at Memphis

ALABAMA A&M

UT MARTIN

EKU

BUFFALO

vs. Ole Miss

CENTRE

LOUISVILLE

at Austin Peay

at Southern Miss*

at Louisiana Tech*

FIU*

RICE*

NORTH TEXAS*

at FAU*

at FIU*

UAB*

MIDDLE TENN.*

at Charlotte*

at Old Dominion*

FAU*

at UTSA*

CHARLOTTE*

OLD DOMINION*

at Middle Tenn.*

at Marshall*

MARSHALL*

SEASON/CAREER HIGHS AT WKU

POINTS

Season 6, vs. FIU, 02/28/21
Career Same

REBOUNDS

Season 4, 4x, last vs. FIU, 02/28/21
Career 5, vs. Campbellsville, 11/18/19

FIELD GOALS

Season 3, vs. FIU, 02/28/21
Career Same

FIELD GOALS ATTEMPTED

Season 5, vs. Tennessee Tech, 12/22/20
Career Same

THREE-POINT FIELD GOALS

Season 0
Career Same

THREE-POINT FIELD GOALS ATTEMPTED

Season 0
Career Same

FREE THROWS

Season 0
Career Same

FREE THROWS ATTEMPTED

Season 0
Career Same

ASSISTS

Season 1, vs. Rice, 02/13/21
Career Same

BLOCKED SHOTS

Season 1, 4x, last vs. Saint Mary's, 03/17/21
Career 1, 9x, last vs. Saint Mary's, 03/17/21

STEALS

Season 1, vs. Tennessee Tech, 12/22/20
Career 1, 2x, last vs. Tennessee Tech, 12/22/20

MINUTES PLAYED

Season 11, 2x, last vs. FIU, 02/28/21
Career 13, at FIU, 03/07/20

QUICK-HITTERS

- Scored career-high six points on 3-of-3 shooting with four rebounds against FIU on Feb. 28
- Tallied four points, four rebounds, a block and a steal in 11 minutes vs. Tennessee Tech on Dec. 22
- Scored on an alley-oop and grabbed four rebounds in nine minutes against Rhode Island on Dec. 13
- Scored career-high four points in four minutes against Mississippi Valley State on Dec. 6
- Made appearances in 19 games for WKU in 2019-20 and averaged 4.7 minutes per contest
- Averaged 0.7 points and 0.9 rebounds per game; had five blocks and two steals
- Set a career high with 13 minutes played at FIU on March 7, 2020
- Scored his first college basket on a jump hook against Tennessee Tech on Nov. 5, 2019
- Averaged 20 points, 12.2 rebounds, 5.8 blocks and one assist per game as senior for Madison Central High School in Richmond, Ky.
- Named Gatorade Kentucky Boys Basketball Player of the Year and a finalist for Kentucky Mr. Basketball
- Finished his prep career with 1,575 points, 1,268 rebounds and a state-record 716 blocked shots
- Majoring in computer science

CAREER STATISTICS

Year	GP	GS	Min	Avg	FG	FGA	Pct	3FG	FGA	Pct	FT	FTA	Pct	Off	Def	Tot	Avg	PF	FO	Ast	TO	Blk	Stl	Pts	Avg
2019-20	19	0	89	4.7	7	13	.538	0	0	.000	0	0	.000	5	12	17	0.9	16	0	0	3	5	2	14	0.7
2020-21	11	0	66	6.0	9	14	.643	0	0	.000	0	0	.000	8	14	22	2.0	9	0	1	3	5	1	18	1.6
2021-22																									
TOTAL	20	0	155	5.2	16	27	.593	0	0	.000	0	0	.000	13	26	39	.13	25	0	1	6	10	3	32	1.1

HILLTOPPER IMG SPORTS NETWORK

The Hilltoppers can be heard on the radio on 13 different stations throughout the Commonwealth of Kentucky, which reaches over 1.5 million potential listeners.

- WKLX-FM (100.7) Bowling Green*
- WIEL-FM (106.1) Elizabethtown
- WIEL-AM (1400) Elizabethtown
- WFKN-AM (1220) Franklin
- WCDS-AM (1230) Glasgow
- WXAM-AM (1430) Hodgenville
- WHOP-FM (95.3) Hopkinsville
- WHOP-AM (1230) Hopkinsville
- WXVW-FM (96.1) Louisville
- WXVW-AM (1450) Louisville
- WTTL-FM (1310) Madisonville
- WPKY-AM (1580) Princeton
- WTLO-AM (1480) Somerset

** denotes flagship station*

GAME-BY-GAME HIGHLIGHTS

NOVEMBER 1, 2021 | WKU 82, CAMPBELLVILLE 61 (EXH) | BOWLING GREEN, KY.

- Jairus Hamilton led WKU in his Hilltopper debut with 19 points, 14 rebounds and five made 3-pointers
- Dayvion McKnight scored 17 points with four assists
- Jamarion Sharp added 14 points, seven rebounds and three blocks in 17 bench minutes
- WKU outscored Campbellsville 40-20 in the paint and outrebounded the Tigers 50-36

NOVEMBER 5, 2021 | WKU 88, CUMBERLANDS 59 (EXH) | BOWLING GREEN, KY.

- Jairus Hamilton led WKU with 22 points and 11 rebounds, including four 3-pointers
- Dayvion McKnight nearly had a triple-double with 16 points, 11 assists and nine rebounds
- WKU outscored Cumberland 42-10 in the paint and shot 52.2% from the field
- The Hilltoppers held Cumberland to 29.2% shooting for the game

EXHIBITION 1

Nov. 1, 2021 • **WKU 82, Campbellsville 61**
E.A. Diddle Arena • Bowling Green, Ky.



Official Basketball Box Score - End of 2nd Period
Campbellsville at Western Ky.
11/01/21 E.A. Diddle Arena, Bowling Green
2021-22 Men's Basketball

Game Time: 7:00 PM
Game Duration: 1:37
Attendance: 3,222

Officials: Gary Maxwell, Steve Davis, Brent Hampton

Campbellsville - 61

NO.	Name	Min	FG M-A	3P M-A	FT M-A	Rebounds OR DR TOT	Fouls PF FD	TP	AS	TO	ST	Blocks BS BA	+/-
0	Jace Wallace	F 25:14	1-12	0-3	1-2	0 5 5	2 2 3	3	3	1	0	0 2	-24
23	Jarius Key	F 28:46	1-7	0-2	0-0	1 3 4	2 0 2	0	4	2	0	2 2	-26
1	Ross Ryan	C 20:08	3-7	0-1	0-0	2 7 9	2 0 6	0	0	0	0	0 0	-14
2	Keston Brown	G 21:49	5-10	2-4	0-0	2 0 2	1 1 12	1	0	2	0	0 0	-24
3	Peyton Broughton	G 32:50	4-14	4-8	0-5	0 3 3	1 3 12	2	1	2	0	0 0	-21
4	Cameron Carmical	18:11	2-2	1-1	1-2	0 6 6	1 1 6	2	1	0	0	0 3	
22	Sam Weining	15:59	2-4	2-4	0-0	1 1 2	2 0 6	1	0	0	0	0 5	
15	Malachi De Sousa	19:37	4-8	1-5	2-3	0 3 3	3 1 11	1	2	1	0	0 0	-7
24	Lincoln Bush	01:05	0-1	0-0	0-0	0 0 0	0 0 0	0	0	0	0	1 4	
14	Javaughn Smith	11:26	0-2	0-2	0-0	0 0 0	1 0 0	0	1	0	1	0 4	
11	Cameron Willis	04:55	1-2	1-2	0-0	0 0 0	0 0 0	3	0	0	0	0 3	
Team						1 1 2		0					
Totals			23-69	11-32	4-12	7 29 36	13 10 61	10	10	7	1	5 1	-21

Technical Fouls: NONE

Western Ky. - 82

NO.	Name	Min	FG M-A	3P M-A	FT M-A	Rebounds OR DR TOT	Fouls PF FD	TP	AS	TO	ST	Blocks BS BA	+/-
1	Jaylen Butz	F 21:38	4-9	0-1	0-0	0 10 10	1 1 8	2	4	0	0	0 24	
3	Jarius Hamilton	F 29:41	7-11	5-6	0-2	0 14 14	1 1 19	1	2	0	0	0 22	
4	Josh Anderson	G 27:45	3-8	1-3	3-5	1 2 3	1 3 10	1	0	0	1	0 30	
14	Luke Frampton	G 35:17	3-10	3-7	0-0	0 2 2	0 0 9	4	1	3	0	0 19	
20	Dayvon McKnight	G 30:58	7-11	1-4	2-2	0 4 4	3 4 17	4	4	0	0	0 28	
5	Noah Stansbury	13:45	0-1	0-1	0-0	0 2 2	1 0 0	0	1	1	0	0 5	
13	Sherman Brashear	17:57	1-8	0-4	1-2	3 2 5	2 2 3	1	1	0	0	1 11	
33	Jamarion Sharp	17:07	6-7	0-0	2-3	3 4 7	1 2 14	0	0	0	0	3 5	
50	Isaiah Cozart	03:56	1-1	0-0	0-0	0 1 1	0 0 2	0	0	0	1	0 5	
32	Bailey Conrad	01:56	0-0	0-0	0-0	0 0 0	0 0 0	0	0	0	0	0 2	
Team						0 2 2		0					
Totals			32-66	10-26	8-14	7 43 50	10 13 82	13	13	4	5 1	21	

Technical Fouls: NONE

CAM		WKU	
Biggest lead	4 (1 st 15:36)	31 (2 nd 12:49)	
Best Scoring Run	9 (2 nd 9:06)	9 (2 nd 17:17)	
Lead Changes	3		
Times Tied	0		
Time with Lead	02:08	35:51	

Points from		CAM		WKU	
Turnovers	4	14			
Paint	20	40			
Second Chance	9	4			
Fast Breaks	10	10			
Bench	26	19			

Period by Period Scoring			
	1st	2nd	TOT
CAM	23	38	61
WKU	37	45	82

EXHIBITION 2

Nov. 5, 2021 • **WKU 88, Cumberlands 59**
E.A. Diddle Arena • Bowling Green, Ky.

Official Basketball Box Score - Final
Cumberlands (KY) at Western Ky.
11/05/21 E.A. Diddle Arena, Bowling Green
2021-22 Men's Basketball

Game Time: 7:00 PM
Game Duration: 1:36
Attendance: 3,425

Officials: Craig Marley, Chris Hudson, Blake Harris

Cumberlands (KY) - 59

NO.	Name	Min	FG M-A	3P M-A	FT M-A	Rebounds OR DR TOT	Fouls PF FD	TP	AS	TO	ST	Blocks BS BA	+/-
25	Austin Hall	F 15:35	0-5	0-3	0-0	2 2 4	1 0 0	0	2	0	0	1 1	-11
1	Jahi Hinson	G 20:39	0-6	0-3	0-0	1 1 2	1 1 0	0	0	1	0	0 0	-20
2	Kahlil Davis	G 17:30	0-4	0-3	6-6	0 2 2	1 3 6	2	1	0	0	1 17	
10	Isaiah Payton	G 23:11	3-8	3-7	0-0	1 2 3	0 1 9	2	1	1	0	1 30	
11	Steven Fitzgerald	G 26:22	2-11	1-4	0-0	0 3 3	3 1 5	0	2	1	0	0 14	
5	Lamar Harris	12:22	2-6	0-0	0-0	0 3 3	0 1 4	1	0	0	1	1 10	
12	Matt Cromer	26:36	1-4	1-4	1-3	1 6 7	0 1 4	3	4	1	0	0 15	
30	J.J. Ramey	26:09	6-10	4-7	0-0	1 2 3	1 1 16	1	0	1	1	0 15	
3	Kamari Kenemore	19:33	3-8	3-6	2-4	0 3 3	1 2 11	2	3	0	1 1	-5	
23	Isaiah Thompson	12:03	2-3	0-0	0-0	2 0 2	2 1 4	0	1	0	0	1 8	
Team						3 0 3		0					
Totals			19-65	12-37	9-13	11 24 35	10 12 59	13	15	5	4 6	-29	

Technical Fouls: NONE

Western Ky. - 88

NO.	Name	Min	FG M-A	3P M-A	FT M-A	Rebounds OR DR TOT	Fouls PF FD	TP	AS	TO	ST	Blocks BS BA	+/-
1	Jaylen Butz	F 18:00	6-12	0-0	0-0	3 6 9	2 1 12	0	1	0	0	1 22	
3	Jarius Hamilton	F 27:22	7-11	4-6	4-6	4 7 11	0 5 22	0	1	0	1	0 32	
4	Josh Anderson	G 29:55	5-9	0-2	0-0	1 0 1	0 0 10	0	1	5	0	0 20	
14	Luke Frampton	G 30:12	3-9	3-7	0-0	0 2 2	1 0 9	1	2	1	0	0 27	
20	Dayvon McKnight	G 32:54	7-13	0-1	2-2	1 8 9	2 1 16	11	4	0	1 3	28	
5	Noah Stansbury	15:47	0-1	0-1	0-0	0 2 2	3 0 0	1	0	1	0	0 0	-1
13	Sherman Brashear	17:57	3-6	2-5	1-2	0 2 2	0 1 9	0	0	0	0	0 0	
33	Jamarion Sharp	18:21	2-4	0-0	0-2	0 4 4	2 2 4	0	3	0	4	0 5	
32	Bailey Conrad	03:39	0-0	0-0	0-0	0 0 0	0 0 0	0	0	0	0	0 2	
50	Isaiah Cozart	03:39	0-0	0-0	0-0	0 1 1	1 0 0	0	0	0	0	0 2	
12	Tyler Olden	01:07	1-1	1-1	0-0	0 0 0	1 0 3	0	0	0	0	0 4	
30	Elijah Hughey	01:07	1-1	1-1	0-0	0 1 1	0 0 3	0	0	0	0	0 4	
Team						2 4 6		0					
Totals			35-67	11-24	7-12	11 37 48	12 10 88	13	12	7	6 4	29	

Technical Fouls: NONE

CMB		WKU	
Biggest lead	1 (1 st 8:43)	29 (2 nd 0:16)	
Best Scoring Run	9 (1 st 13:21)	17 (2 nd 10:38)	
Lead Changes	2		
Times Tied	2		
Time with Lead	00:21	38:20	

Points from		CMB		WKU	
Turnovers	6	16			
Paint	10	42			
Second Chance	11	8			
Fast Breaks	9	15			
Bench	39	19			

Period by Period Scoring			
	1st	2nd	TOT
CMB	32	27	59
WKU	41	47	88

2020-21 OVERALL SEASON STATISTICS

Game Records

Record	Overall	Home	Away	Neutral
ALL GAMES	21-8	11-2	5-3	5-3
CONFERENCE	11-3	7-2	4-1	0-0
NON-CONFERENCE	10-5	4-0	1-2	5-3

Score by Periods

Team	1st	2nd	OT	TOT
Western Ky.	1021	1071	16	2108
Opponents	940	1008	24	1972

Team Box Score

No. Player					Total		3-Point		F-Throw		Rebounds											
		GP-GS	MIN	AVG	FG-FGA	FG%	3FG-3FGA	3FG%	FT-FTA	FT%	OFF	DEF	TOT	AVG	PF	DQ	A	TO	BLK	STL	PTS	AVG
23	BASSEY, Charles	28-28	851:08	30.4	194-329	.590	18-59	.305	88-116	.759	92	233	325	11.6	67	2	19	62	87	11	494	17.6
11	HOLLINGSWORTH, Taveion	29-29	909:22	31.4	131-311	.421	24-73	.329	116-135	.859	21	88	109	3.8	41	0	70	67	6	35	402	13.9
4	ANDERSON, Josh	27-26	761:27	28.2	82-180	.456	19-57	.333	68-81	.840	19	87	106	3.9	59	2	31	49	13	49	251	9.3
3	RAWLS, Jordan	28-5	644:13	23.0	81-214	.379	35-101	.347	34-38	.895	12	47	59	2.1	30	1	58	43	0	14	231	8.3
22	WILLIAMS, Carson	27-27	723:31	26.8	73-154	.474	15-38	.395	42-70	.600	56	88	144	5.3	41	0	26	33	11	15	203	7.5
14	FRAMPTON, Luke	26-1	532:39	20.5	58-141	.411	51-124	.411	25-29	.862	6	41	47	1.8	43	0	31	28	1	12	192	7.4
20	MCKNIGHT, Dayvion	29-17	711:50	24.5	57-150	.380	4-22	.182	49-60	.817	22	82	104	3.6	61	0	111	61	7	28	167	5.8
1	MILTON, Kylen	9-0	50:53	5.7	9-23	.391	2-8	.250	4-7	.571	1	8	9	1.0	4	0	1	6	0	0	24	2.7
21	COOPER, Kenny	24-12	367:22	15.3	18-60	.300	8-28	.286	19-31	.613	4	28	32	1.3	41	0	42	27	3	15	63	2.6
2	OSAWA, Kevin	26-0	205:58	7.9	20-54	.370	8-24	.333	10-11	.909	17	33	50	1.9	13	0	5	9	1	5	58	2.2
50	COZART, Isaiah	11-0	66:19	6.0	9-14	.643	0-0	.000	0-0	.000	8	14	22	2.0	9	0	1	3	5	1	18	1.6
12	HARLAN, Jackson	7-0	17:31	2.5	1-3	.333	1-1	1.000	2-2	1.000	0	1	1	0.1	0	0	0	1	0	1	5	0.7
32	CONRAD, Bailey	5-0	04:10	0.8	0-0	.000	0-0	.000	0-0	.000	0	0	0	0.0	1	0	0	0	0	1	0	0.0
15	MURPHY, Patrick	4-0	03:38	0.9	0-1	.000	0-1	.000	0-0	.000	0	0	0	0.0	0	0	0	0	0	0	0	0.0
Team											47	38	85					24				
Total		29	5850		733-1634	.449	185-536	.345	457-580	.788	305	788	1093	37.7	410	5	395	413	134	187	2108	72.7
Opponents		29	5850		722-1710	.422	245-673	.364	283-383	.739	252	655	907	31.3	510	16	360	381	113	195	1972	68.0

Team Statistics

	WESTKY	OPP
Scoring	2108	1972
Points per game	72.7	68.0
Scoring margin	+4.7	-
Field goals-att	733-1634	722-1710
Field goal pct	.449	.422
3 point fg-att	185-536	245-673
3-point FG pct	.345	.364
3-pt FG made per game	6.4	8.4
Free throws-att	457-580	283-383
Free throw pct	.788	.739
F-Throws made per game	15.8	9.8
Rebounds	1093	907
Rebounds per game	37.7	31.3
Rebounding margin	+6.4	-
Assists	395	360
Assists per game	13.6	12.4
Turnovers	413	381
Turnovers per game	14.2	13.1
Turnover margin	-1.1	-
Assist/turnover ratio	1.0	0.9
Steals	187	195
Steals per game	6.4	6.7
Blocks	134	113
Blocks per game	4.6	3.9
Winning streak	0	-
Home win streak	1	-
Attendance	14374	8526
Home games-Avg/Game	13-1106	8-1066
Neutral site-Avg/Game	-	8-205


Team Results

Date	Opponent		Score	Att.
11/25/2020	vs UNI	W	93-87	0
11/26/2020	vs Memphis	W	75-69	0
11/27/2020	vs West Virginia	L	64-70	0
12/01/2020	at Louisville	L	54-75	3013
12/06/2020	Mississippi Val.	W	96-69	1024
12/10/2020	Gardner-Webb	W	86-84	1009
12/13/2020	Rhode Island	W	68-65	1070
12/19/2020	at Alabama	W	73-71	2055
12/22/2020	Tennessee Tech	W	88-68	1061
01/01/2021	at Charlotte	W	67-63	61
01/02/2021	at Charlotte	Lot	71-75	64
01/08/2021	Louisiana Tech	W	66-64	1102
01/09/2021	Louisiana Tech	L	58-63	1123
01/15/2021	Marshall	W	81-73	1117
01/17/2021	at Marshall	W	69-67	1274
01/23/2021	at Middle Tenn.	W	82-67	100
01/24/2021	at Middle Tenn.	W	68-52	100
02/12/2021	Rice	W	77-71	1118
02/13/2021	Rice	W	89-66	1239
02/25/2021	at Houston	L	57-81	1859
02/28/2021	FIU	W	91-58	1117
03/01/2021	FIU	W	71-59	833
03/05/2021	Old Dominion	L	69-71	1275
03/06/2021	Old Dominion	W	60-57	1286
03/11/2021	vs UTSA	W	80-67	0
03/12/2021	vs UAB	W	64-60	0
03/13/2021	vs North Texas	Lot	57-61	903
03/17/2021	vs Saint Mary's (CA)	W	69-67	0
03/25/2021	vs Louisiana Tech	L	65-72	737

RADIO/TV GUIDE



0 | Darrius Miles
So. | C | 6-10 | 295




1 | Jaylen Butz
R-Sr. | F | 6-9 | 230




2 | Keith Williams
5th | G | 6-5 | 215




3 | Jairus Hamilton
Sr. | F | 6-8 | 230



4 | Josh Anderson
5th | G | 6-6 | 190




5 | Noah Stansbury
R-Fr. | G | 6-0 | 170



10 | Elijah Hughey
Fr. | G | 6-4 | 200




12 | Tyler Olden
Fr. | G | 5-11 | 210



13 | Sherman Brashear
So. | G | 6-5 | 180



14 | Luke Frampton
R-Sr. | G | 6-5 | 205




15 | Zion Harmon
Fr. | G | 5-11 | 170




20 | Dayvion McKnight
So. | G | 6-1 | 195



32 | Bailey Conrad
So. | F | 6-7 | 220



33 | Jamarion Sharp
Jr. | C | 7-5 | 235



50 | Isaiah Cozart
Jr. | F | 6-7 | 240

NOTE ON COVID-19 ELIGIBILITY CHANGES

Players are listed as though eligibility progressed normally in 2020-21. Extra seasons of eligibility granted due to the COVID-19 pandemic will be noted when that extra season is utilized following a player's regular senior season. More information about eligibility is available on each player's bio page in the game notes.