ALABAMA STATE BASKETBALL

2001, 2004, 2009, 2011 SWAC CHAMPIONS | 7 NCAA POSTSEASONS

GAME 6

NR/NR **ALABAMA STATE** (0-5, 0-0 SWAC) VS. NR/NR **NORTH CAROLINA CENTRAL** (0-3, 0-0 MEAC)

November 20, 2021 /// **7:00 pm** /// **Watch:** Hornet Sports Network

Montgomery, Ala. /// Dunn-Oliver Acadome (7,400) /// **Social Media:** @BamaStateMBB | @BamaStateSports /// #STATEofMind

MEDIA INFORMATION

TV/Stream: Hornet Sports Network

Talent: D'Quan Lee (pxp), Darrell Dapprich (analysis)

MBB Social Media: @BamaStateMBB | #STATEofMind

Athletics Social Media: @BamaStateSports | #STATEofMind

All-Time Series: First meeting

Montgomery: ---

Durham: ---

Neutral: ---

Williams' Era: 0-0

First Meeting: --

Last Meeting: --

Result: --

2021-22 SCHEDULE & RESULTS

DATE	ASU	OPP	OPPONENT	TV	TIME
N4	-	-	MOBILE^		W, 72-47
N9	-	-	at WKU	ESPN3	L, 74-79
N10	-	-	at Vanderbilt	SECN+	L, 72-91
N13	-	-	at Missouri State	ESPN3	L, 60-78
N16	-	-	at Iowa State	ESPN3	L, 60-68
N18	-	RV/RV	at Iowa	B1ON	L, 82-108
N20	-	-	NC CENTRAL		7 pm
N22	-	-	TUSKEGEE		7 pm
N28	-	-	NORTH ALABAMA		3:30 pm
D1	-	-	at Dayton	ESPN+	7 pm
D8	-	-	SAMFORD		6 pm
D11	-	-	at Pepperdine		3 pm (PT)
D15	-	2/2	at UCLA	PAC12	8 pm (PT)
D21	-	12/16	at Memphis	ESPN+	7 pm
D28	-	RV/RV	at Texas Tech		TBA
J3	-	-	at MVSU*		TBA
J5	-	-	at UAPB*		TBA
J8	-	-	JACKSON STATE*		4:30 pm
J10	-	-	ALCORN STATE*		8 pm
J15	-	-	ALABAMA A&M*		4:30 pm
J22	-	-	at PVAMU*		TBA
J24	-	-	at Texas Southern*		TBA
J29	-	-	vs. Bethune-Cookman*		TBA
J31	-	-	FLORIDA A&M*		8 pm
F5	-	-	at Grambling State*		TBA
F7	-	-	at Southern*		TBA
F12	-	-	UAPB*		4:30 pm
F14	-	-	MVSU*		8 pm
F19	-	-	at Florida A&M*		TBA
F21	-	-	at Bethune-Cookman*		8 pm
F26	-	-	at Alabama A&M*		TBA
M3	-	-	SOUTHERN*		8 pm
M5	-	-	GRAMBLING STATE*		4:30 pm

SCHEDULE KEY

* - SWAC Game

^ - Exhibition Game

STORY LINES

- Alabama State and North Carolina Central will meet for the first time in school history on Saturday night at the Dunn-Oliver Acadome as part of a rare twilight doubleheader with football.
- The two teams are coming off the road in which they both played at Iowa, and they will both play Memphis this season as common oppnents.
- Alabama State just completed a five game road swing with all five games shown nationally. The first four were shown on the ESPN platform on either ESPN3, ESPN+, or the SEC Network, while the Iowa game was on the Big Ten Network.
- Alabama State returns five players who saw significant playing time in 2021-22 including Second Team All-SWAC Preseason pick **Kenny Strawbridge** (Rockford, Ill.) who returns as the team's leading scorer.
- Several newcomers come to Alabama State this season with Division I experience including Young (Wyoming), **Gerald Liddell** (Texas), **Isaiah Range** (Tarleton State), **Michael Barber** (Howard), and **Ashton McClelland** (Texas Suuthern).
- The Hornets were picked to finish eighth in the preseason poll on a vote from the league's head coaches and sports information directors with 125 total votes. They were just behind Alcorn State (128) in seventh and Florida A&M (138) in sixth. The top five included Texas Southern (237), Prairie View A&M (204), Jackson State (202), Grambling State (168), and Southern (167).
- Alabama State has a strong Jackson connection with coaches **Mo Williams** and **Trey Johnson**. But it doesn't stop there as Director of Operations **Dana Johnson** is a Tiger alum, and two players have ties - **Michael Barber** and **Jayme Mitchell**. It is the second season for Williams and Johnson leading the Alabama State program.
- Alabama State last made the NCAA Tournament in 2011, losing to UTSA in the opening round. They also made the tournament in 2001, 2004 and 2009.

PROJECTED STARTERS

#	NAME	POS	HT	WT	YR-EXP	HOMETOWN	PPG	RPG	APG
0	Trace Young	F	6-8	183	Jr.-TR	Owensboro, Ky.	10.8	3.8	1.4
2	Jordan O'Neal	F	6-7	197	So.-1L	Mobile, Ala.	7.8	3.8	0.4
5	Juan Reyna	G	6-2	182	Fr.-HS	San Antonio, Texas	7.6	3.2	1.0
20	Kenny Strawbridge	G	6-6	202	R-So.-1L	San Antonio, Texas	7.8	2.8	2.2
24	Isaiah Range	G	6-3	215	So.-TR	Cedar Hill, Texas	9.2	4.8	1.6

OFF THE BENCH

#	NAME	POS	HT	WT	YR-EXP	HOMETOWN	PPG	RPG	APG
1	DJ Jackson	G	6-2	165	Fr.-1L	San Bernardino, Calif.	0.3	1.0	1.3
3	Gerald Liddell	F	6-8	203	Jr.-TR	Cibolo, Texas	9.8	4.0	1.8
4	E.J. Clark	G	5-11	165	Jr.-1L	Dallas, Texas	1.8	0.5	0.3
10	Michael Barber	F	6-8	212	So.-TR	Jackson, Miss.	2.4	3.2	0.2
11	Jayme Mitchell	G	6-5	187	Fr.-HS	Jackson, Miss.	2.6	1.4	0.6
12	Malik Smiley	G	6-4	180	R-Fr.-RS	Birmingham, Ala.	---	---	---
13	Kareem Clark	G	6-3	185	Jr.-TR	Sacramento, Calif.	---	---	---
15	Kevion Stewart	G	6-3	183	R-Sr.-2L	Memphis, Tenn.	3.5	0.5	0.3
21	Christian McCray	G	6-6	171	Jr.-TR	Las Vegas, Nev.	10.0	1.0	0.3
22	Darrell Reed	F	6-8	211	Fr.-HS	Hammond, Ind.	---	---	---
23	Ashton McClelland	G	6-0	153	R-So.-TR	Houston, Texas	6.0	3.0	1.0

ALABAMA STATE ATHLETIC STRATEGIC COMMUNICATIONS

Director (Contact): Travis Jarome

Phone (office): (334) 229.2601

Phone (cell): (334) 294.1475

Email: tjarome@alasu.edu

Personal Twitter: @Travis_Jarome

Athletics Twitter: @BamaStateSports

Assistant Director: Jordan Benson

Phone (office): (334) 229.2635

Phone (cell): (356) 698-3311

Email: jbenson@alasu.edu

PRONUNCIATIONS

Gerald **Lidell**	Gerald **LUH-Dell**
Malik Smiley	**MUH-leak** Smiley
Kareem Clark	**KUH-rheem** Clark
Kevion Stewart	**KEE-vee-yon** Stewart

PARTICIPATION

PLAYER	GP	GS
Michael Barber	5	0
E.J. Clark	4	1
Kareem Clark	-	-
DJ Jackson	3	1
Gerald Liddell	5	2
Ashton McClelland	1	1
Christian McCray	3	0
Jayme Mitchell	5	0
Jordan O'Neal	5	5
Isaiah Range	5	3
Darrell Reed	-	-
Juan Reyna	5	e
Malik Smiley	-	-
Kevion Stewart	4	0
Kenny Strawbridge	5	5
Trace Young	5	5

ALABAMA STATE IN THE POLLS

WEEK	W/L	AP	COACHES
Preseason	0-0	NR	NR
Week 1	0-3	NR	NR

QUICK HITS ...

- Alabama State head coach **Mo Williams** played his collegiate basketball at the University of Alabama. He was named The Sporting News Freshman of the Year, and led the Crimson Tide to their only number one ranking in school history.
- Assistant coach **Trey Johnson** played at a pair of Southwestern Athletic Conference (SWAC) schools during his playing career, finishing 10th in the nation in scoring during his junior season at 23.5 points per game and was named First Team All-SWAC. After declaring for the 2006 NBA Draft, Johnson returned to school and was named the Preseason SWAC Player of the Year and Preseason All-American. During his senior season, he set a single season record for points in a single game, points per game average (27.1), free throws made, and free throws attempted. He finished his career as a member of the 1,000-point club with 1,698 career points - placing in the top 10 in school history in just 2 seasons at JSU. Johnson also led Jackson State to 21 wins and the SWAC Tournament, earning Tournament MVP honors and was named the SWAC Player of the Year.
- Both Williams and Johnson played with two of the greats from the National Basketball Association (NBA) during their professional careers. Both played with Lebron James, while Johnson had the opportunity to play with Kobe Bryant during his time with the Los Angeles Lakers.

ALABAMA STATE RETURNS FIVE WITH SIGNIFICANT PLAYING TIME ...

- The Hornets return six players who saw significant playing time in 2020-21 including second-leading scorer **Kenny Strawbridge** (Rockford, Ill.) who averaged 10.5 points and 7.2 rebounds per game, earning Second Team Preseason All-SWAC.
- They also return **Kevion Stewart** (Memphis, Tenn.) who averaged 8.2 points per game, while **Jordan O'Neal** (Mobile, Ala.) returns after averaging 5.8 points, 4.8 rebounds and a team-high 23 blocked shots. Meanwhile, **E.J. Clark** (Dallas, Texas) averaged 5.8 points per game and **DJ Jackson** (San Bernardino, Calif.) at 4.4 points per game.

SEVERAL NEWCOMERS DOT THE HORNETS ROSTER THIS YEAR...

- Several newcomers highlight this year's roster including a handful of transfers starting with **Trace Young** (Owensboro, Ky.) who sat out last season. The junior averaged 9.8 points per game two seasons ago at John A. Logan College after averaging 6.8 points at Wyoming as a freshman. He is joined by **Michael Barber** (Jackson, Miss.) who averaged 12.5 points and 7.1 rebounds per game at SW Mississippi after playing a year at Howard.
- **Christian McCray** (Las Vegas, Nev.) will add a scoring punch after he transferred over last season from Cal State Fullerton, and is joined by **Gerald Liddell** (Cibolo, Texas) who transferred in from Texas averaging 4.4 points per game. The Hornets added two more transfers in **Ashton McClelland** (Houston, Texas) from Texas Southern and **Isaiah Range** (Cedar Hill, Texas) from Tarleton State where he averaged 9.4 points per game as a freshman.
- A trio of freshmen join the team this season in **Juan Reyna** (San Antonio, Texas), **Darrell Reed** (Hammond, Ind.), and **Jayme**

2021-22 ALABAMA STATE BASKETBALL ROSTER

#	NAME	POS	HT	WT	YR-EXP	HOMETOWN/PREVIOUS SCHOOL
0	Trace Young^	F	6-8	183	Jr.-TR	Owensboro, Ky./John A. Logan/Wyoming
1	DJ Jackson	G	6-2	165	Fr.-1L	San Bernardino, Calif./Etiwanda HS
2	Jordan O'Neal	F	6-7	197	So.-1L	Mobile, Ala./Coahoma CC
3	Gerald Liddell	F	6-8	203	Jr.-TR	Cibolo, Texas/Texas
4	E.J. Clark	G	5-11	165	Jr.-1L	Dallas, Texas/Boosier Parish CC
5	Juan Reyna	G	6-2	182	Fr.-hs	San Antonio, Texas/Duncanville HS
10	Michael Barber	F	6-8	212	So.-TR	Jackson, Miss./SW Mississippi CC/Howard
11	Jayme Mitchell	G	6-5	187	Fr.-HS	Jackson, Miss./Forest Hill HS
12	Malik Smiley	G	6-4	180	R-Fr.-RS	Birmingham, Ala./IMG Academy
13	Kareem Clark	G	6-3	185	Jr.-TR	Sacramento, Calif./South Mountain CC
15	Kevion Stewart	G	6-3	183	R-Sr.-2L	Memphis, Tenn./SIU-Edwardsville
14	Christian McCray	G	6-6	171	Jr.-TR	Las Vegas, Nev./Csl State Fullerton
20	Kenny Strawbridge	G	6-6	202	R-So.-1L	Rockford, Ill./Western Nebraska/UMKC
22	Darrell Reed	F	6-8	211	Fr.-HS	Hammond, Ind./Hammond HS
23	Ashton McClelland	G	6-0	153	R-So.-TR	Houston, Texas/Texas Southern
24	Isaiah Range^	G	6-3	215	So.-TR	Cedar Hill, Texas/Tarleton State

^ - sat out 2020-21

COACHING & SUPPORT STAFF

Head Coach: Mo Williams (Union Institute & Universities, 2016), Second Season Overall, Second Season at Alabama State
Assistant Coach: Trey Johnson (Jackson State, 2007), Second Season
Assistant Coach: Tyrone Levett, (Alabama State, 2017), Fourth Season
Assistant Coach: Keith Williams, (UAPB, 2007), Second Season
Graduate Assistant Coach: Chris Hines, Second Season
Assistant Coach: Gerald Walker, First Season
Director of Operations: Dana Johnson, First Season

Mitchell (Jackson, Miss.).

CHAMPIONSHIP PEDIGREE...

- **Mo Williams** is not the only person on the this team to have championship pedigree on this year's team. Senior **Kevion Stewart** has championship pedigree as his father, Dwight, played for the national champion Arkansas Razorbacks.
- Four other schools were just outside of five lettermen returning, as they have six returning from 2019-20. Those schools include Butler, James Madison, Southern Miss, and Tennessee Tech.

PROFESSIONAL EXPERIENCE ON THE BENCH FOR THE HORNETS ...

- Alabama State has several years of experience on the bench this season on the coaching staff with head coach **Mo Williams**, assistant coach **Trey Johnson**, and assistant coach **Tyrone Levett** all logging minutes in the professional ranks.
- Williams was drafted by Utah in 2003, and he would play his rookie season with the Jazz before spending the next four seasons with the Milwaukee Bucks. Williams played three seasons with the Cleveland Cavaliers (2008-11) where he teamed up with LeBron James and helped the Cavs post a league-best 66 wins in 2008-09. Williams was selected to the NBA All-Star Game in his first season with Cleveland.
- After stints with the Los Angeles Clippers (2011-12), Portland Trail Blazers (2013-14), Minnesota Timberwolves (2014-15) and Charlotte Hornets (2015), Williams returned to Cleveland for the 2015-16 campaign. In his final season in the NBA, Williams and the Cavaliers defeated the Golden State Warriors in seven games to win the 2016 NBA Finals.
- Johnson began his professional career in 2007 and went on to play over 10 years in numerous countries all over the world. He spent parts of three NBA seasons with the Cleveland Cavaliers, Toronto Raptors, Los Angeles Lakers, and New Orleans Hornets. Johnson was a member of the 2011 Lakers' playoff team as well. On his quest to become an NBA player, Trey also spent time in the NBA Development League, now known as the G-League, garnering NBA D-League All-Star honors twice (2008-09 and 2010-11). He earned Second Team D-League honors in 2008-09, and First Team honors in 2010-11 after leading the league in scoring at 25.5 points per game - while also scoring a league-high 48 points in a single game.
- Johnson also starred internationally where he competed as a member of the Qatar National Team in the Asian Cup, hosted by Japan in 2012. He helped the country earn a bronze medal in the tournament, while also competing in the 2015 Asia Championship and the GCC Championship (Saudi Arabia).
- Following his career with Alabama State, Levett worked out for the Miami Heat and Detroit Pistons before getting his career started in Ireland with the Gleneagle Lakers. After short stints with the Kentucky Reach (WBL) and Southern Crescent Lightning (WBA), Levett played two years in Austria before playing for the Vermont Frost Heaves (ABA).
- He also played for AD Vagos (Portugal), Jamtland Basket (Sweden), Niigata Albirex BB (Japan) and LF Basket Norrbotten (Sweden) before landing in Canada. While in Canada, he become one of the league's all-time top scorers playing for the Longdon Lightning (2011), Halifax Rainmen (2011-13) and Saint John Mill Rates (2013-until retirement).
- Levett was a three-time all-star during his career and led Vermont to the ABA championship, while also being named All-WBA while playing for the Southern Crescent Lightning.

SPEAKING OF PROFESSIONAL BASKETBALL ...

- Former Hornets **Tobi Ewuosho** and **Fausto Pichardo** each inked professional deals during the COVID-19 pandemic.
- Ewuosho signed his first professional contract to play overseas in Alabania after a stellar senior season, while Pichardo inked a deal to play in Latin America.

MCCRAY SETTLES INTO ROLE OFF THE BENCH FOR HORNETS ...

- **Christian McCray** seems to have settled into a role off the bench for Alabama State through the first five games of the season.
- The junior transfer from Cal State Fullerton came off the bench against Iowa on the road in the last game to score 20 points in just over 16 minutes of action. Couple that with a eight-point performance against Vanderbilt and McCray is averaging 1.1 points per minute played.
- He is also the second-leading scorer on the team through the first give games of the season at 10.0 points per game.

HOME SWEET HOME ...

- Alabama State is played a rare November home game that is not listed as an exhibition when they take the floor against North Carolina Central. That is not the only home game however this calendar year.
- The Hornets have already had an exhibition game this season against Mobile at home, and they will play Tuskegee (11/22), North Alabama (11/28) and Samford (12/8).

JACKSON CONNECTION ...

- Alabama State has a strong Jackson connection with coaches **Mo Williams** and **Trey Johnson**. But it doesn't stop there as Director of Operations **Dana Johnson** is a Tiger alum, and two players have ties - **Michael Barber** and **Jayme Mitchell**.

MO WILLIAMS

HEAD COACH
FIRST SEASON

THE WILLIAMS FILE

PERSONAL

Birthdate: December 19, 1982
Birthplace: Jackson, Miss.
Wife: Antonia (Rowe)
Children: Kydarrius, Maurice, Michael, Mason, Maxwell and Asa

EDUCATION

College: Union Institute and Universities (Fla.), 2016

COACHING EXPERIENCE

2018-20 Cal State-Northridge (assistant coach)
2020-pres. Alabama State (head coach)

THE WILLIAMS WORKSHEET

YEAR	SCHOOL	OVERALL	CONF.
2018-19	CSU-Northridge^	13-21	7-9
2019-20	CSU-Northridge^	15-17	10-6
2020-21	Alabama State	4-14	4-14
2021-22	Alabama State	0-5	0-0
TOTAL	**Fourth season**	**32-56**	**21-29**
ALABAMA ST.	**Second season**	**4-19**	**4-14**

^ - served in role as an assistant coach on staff

WILLIAMS vs. OPPONENTS (HEAD COACH)

OPPONENT	CAREER
Alabama A&M	1-1
Alcorn State	0-2
Dayton	0-0
Grambling State	0-2
Iowa	0-1
Iowa State	0-1
Jackson State	0-2
Memphis	0-0
Mississippi Valley State	1-1
Missouri State	0-1
Mobile	1-0
North Alabama	0-0
North Carolina Central	0-0
Pepperdine	0-0
Prairie View A&M	0-2
Samford	0-0
Southern	1-1
Texas Southern	0-2
Texas Tech	0-0
Tuskegee	0-0
UAPB	1-1
UCLA	0-0
Vanderbilt	0-1
Western Kentucky	0-1
CAREER W-L TOTAL	**4-16**

MISCELLANEOUS STATISTICS

Current Streak L12
Current Home Streak L2
Current Road/Neutral Streak L12
Last Win ..... Alabama A&M, 72-58 (2/13/21)
Last Home Win ..... Alabama A&M, 72-58 (2/13/21)
Last Away Win ..... MVSU, 64-51 (1/12/21)
Last Loss ..... Iowa, 108-82 (11/18/21)
Last Home Loss ..... Prairie View A&M, 70-67 (3/1/21)
Last Away Loss ..... Iowa, 108-82 (11/18//21)

2021-22 RECORD BY STARTING LINEUP

Clark, Strawbridge, Young, Liddell, O'Neal 0-1
Jackson, Strawbridge, Young, Liddell, O'Neal 0-1
Reyna, Strawbridge, Young, Range, O'Neal 0-3

RECORD WHEN ...

	2021-22 ALL	2021-22 SWAC	WILLIAMS ERA
Leading or tied at halftime	0-1	0-0	2-1
Trailing at halftime	0-4	0-0	2-18
Shoot 40 percent or higher	0-4	0-0	3-9
Shoot lower than 40 percent	0-1	0-0	1-9
Shoot higher FG pct	0-3	0-0	3-6
Shoot lower FG pct	0-2	0-0	1-8
Opp. shoot lower than 40 pct	0-0	0-0	2-6
Opp shoot 40 pct or higher	0-5	0-0	2-12
Score fewer than 60 points	0-2	0-0	0-7
Score 60-plus points	0-0	0-0	2-5
Score 70-plus points	0-2	0-0	2-3
Score 80-plus points	0-1	0-0	0-3
Score 90-plus points	0-0	0-0	0-0
Opp score fewer than 60 pts	0-0	0-0	2-2
Opp score fewer than 70 pts	0-2	0-0	2-8
Opp score fewer than 80 pts	0-1	0-0	0-1
Opp score 80-plus points	0-2	0-0	0-7
More rebounds than opponent	0-1	0-0	4-7
Equal/fewer reb than opponent	0-4	0-0	0-11
40-plus rebounds	0-0	0-0	1-5
Fewer turnovers than opp	0-0	0-0	3-2
Equal/more turnovers	0-5	0-0	1-17
Games decided by five or less	0-1	0-0	1-3
More pts in paint	0-0	0-0	3-2
Fewer/Equal pts in paint	0-5	0-0	1-17
More points off TO	0-0	0-0	2-6
Fewer/Equal points off TO	0-5	0-0	2-13
More bench points	0-5	0-0	2-12
Fewer/Equal bench points	0-0	0-0	2-7
Playing on television	0-5	0-0	0-6

RANGE RECORDS FIRST DOUBLE-DOUBLE ...

- **Isaiah Range** recorded the first double-double of the season for the Hornets in the loss to Iowa State (11/16/21) on the road.
- He scored 15 points on 7-of-13 shooting from the floor, and grabbed 10 rebounds (eight of which were defensive rebounds) to lead Alabama State in both categories.

THREE-HEADED MONSTER IN FIRST TWO GAMES ...

- **Trace Young**, **Isaiah Range** and **Juan Reyna** led the Hornets in the first two games of the season on the scoreboard in games against WKU and Vanderbilt.
- The trio scored 53 points against WKU with Young leading the team with 23 points, while Reyna added 16 and Range 14. They then combined for 30 points against Vanderbilt with Young leading the way with 12, Reyna 10 and Range nine.

REYNA IMPRESSIVE THROUGH FIRST THREE GAMES ...

- **Juan Reyna** continues to impress for Alabama State, becoming the first player this year to score in double figures in the first three games.
- He scored a career-high 16 against WKU (11/9/21), then added 10 against Vanderbilt (11/10/21) and another 10 against Missouri State (11/13/21) all on the road.

COLLEGE COACHES WITH AN NBA TITLE ...

- Opening the 2021-22 season there are only six head coaches who have won an NBA title and are leading their own college program this season.
- That list includes Juwan Howard (Michigan), **Mo Williams** (Alabama State), Lindsey Hunter (Mississippi Valley State), Darrell Walker (Little Rock), Mark Madsen (Utah Valley), and Speedy Claxton (Hofstra).

COLLEGE COACHES WITH AN NBA (AND ABA EXPERIENCE) ...

- There are several college coaches leading their own college program this season who have either NBA or ABA experience as a player.
- The list includes Steve Alford, Nevada , Speedy Claxton (Hofstra), Hubert Davis (North Carolina), Johnny Dawkins (Central Florida), Juan Dixon (Coppin State), Bryce Drew (Grand Canyon), Kim English (George Mason), Patrick Ewing (Georgetown), Penny Hardaway (Memphis), Steve Henson (Texas-San Antonio), Fred Hoiberg (Nebraska), Juwan Howard (Michigan), Lindsey Hunter (Mississippi Valley State), Bobby Hurley (Arizona State), Mark Madsen (Utah Valley State), Cuonzo Martin (Missouri), Aaron McKie (Temple), Fran O'Hanlon (Lafayette - ABA), Lorenzo Romar (Pepperdine), Jerry Stackhouse (Vanderbilt), Damon Stoudamire (Pacific), Reggie Theus (Bethune-Cookman), Darrell Walker (Little Rock), **Mo Williams** (Alabama State), and Mike Woodson (Indiana).

STRAWBRIDGE EARNS PRESEASON HONOR ...

- Alabama State redshirt sophomore **Kenny Strawbridge** (Rockford, Ill.) was named to the Second Team Preseason All-Conference team, announced by the Southwestern Athletic Conference (SWAC).
- Strawbridge was second on the team in scoring last season at 10.5 points per game, scoring 189 total points in 18 games during the shortened season where the Hornets played conference-only games. He shot 35.9 (61-of-170) percent from the floor and 23.4 (11-of-47) percent from beyond the arc.
- The redshirt sophomore led the team from the free throw line, shooting 71.8 (56-of-78) percent from the free throw line. He was also second on the team in rebounding at 7.2 rebounds per game, grabbing 130 total including 32 offensive rebounds. Strawbridge also dished out 24 assists, recorded 14 steals and six blocked shots.
- He joins John Walker III (Texas Southern), Justin Hopkins (Texas Southern), MJ Randolph (Florida A&M), and Jayden Saddler (Southern) on the second team. The first team is made up of Preseason Player of the Year Jawaun Daniels (Prairie View A&M), Preseason Defensive Player of the Year Jayveous McKinnis (Jackson State), Cameron Christian (Grambling State), Garrett Hicks (Alabama A&M), and Jalen Johnson (Alabama A&M).

HORNETS PICKED EIGHTH IN THE PRESEASON SWAC POLL ...

- The Hornets were picked to finish eighth in the preseason poll on a vote from the league's head coaches and sports information directors with 125 total votes. They were just behind Alcorn State (128) in seventh and Florida A&M (138) in sixth.
- The top five included Texas Southern (237), Prairie View A&M (204), Jackson State (202), Grambling State (168), and Southern (167).

HEAD-TO-HEAD COACHES WITH PRO EXPERIENCE ...

- Alabama State and **Mo Williams** will face three coaches with NBA experience this season including Penny Hardaway (Memphis), Jerry Stackhouse (Vanderbilt), and Reggie Theus (Bethune-Cookman).

ALL-TIME ALABAMA STATE HEAD COACHES

CJ DUNN
Seasons: 22 (1934-55, 1958-63)
Alabama State Record: 257-193 (.571)

Year	Record
1934-35	12-7
1935-36	---
1936-37	16-4
1937-38	17-9
1938-39	---
1939-40	16-13
1940-41	6-9
1941-42	4-13
1942-43	5-16
1943-44	10-2
1944-45	---
1945-46	8-12
1946-47	8-2
1947-48	14-9
1948-49	18-11
1949-50	7-5
1950-51	17-8
1951-52	13-12
1952-53	17-9
1953-54	15-4
1954-55	13-8
1958-59	9-10
1959-60	---
1960-61	12-10
1961-62	10-12
1962-63	10-8

IKA MOORHEAD
Seasons: 3 (1955-58)
Alabama State Record: 70-20 (.778)

Year	Record
1955-56	23-7
1956-57	22-4
1957-58	25-9

LUCIAS MITCHELL
Seasons: 4 (1963-67)
Alabama State Record: 72-28 (.720)

Year	Record
1963-64	16-10
1964-65	19-7
1965-66	18-6
1966-67	19-5

BEN JOBE
Seasons: 1 (1967-68)
Alabama State Record: 18-7 (.720)

Year	Record
1967-68	18-7

WILLIE PARKER
Seasons: 1 (1968-69)
Alabama State Record: 19-9 (.679)

Year	Record
1968-69	19-9

BERNARD BOOZER
Seasons: 5 (1969-74)
Alabama State Record: 101-36 (.737)

Year	Record
1969-70	17-10
1970-71	24-5
1971-72	22-3
1972-73	19-9
1973-74	19-9

FLOYD LAISURE
Seasons: 3 (1974-77)
Alabama State Record: 52-32 (.619)

Year	Record
1974-75	16-13
1975-76	19-8
1976-77	17-11

JAMES OLIVER
Seasons: 17 (1978-95)
Alabama State Record: 291-181 (.604)

Year	Record
1978-79	23-2
1979-80	32-3
1980-81	19-9
1981-82	22-6
1982-83	22-6
1983-84	22-6
1984-85	14-17
1985-86	11-17
1986-87	14-14
1987-88	8-20
1988-89	13-16
1989-90	15-13
1990-91	18-11
1991-92	14-14
1992-93	14-13
1993-94	19-10
1994-95	11-15

JOHN L. WILLIAMS
Seasons: 1 (1995-96)
Alabama State Record: 9-18 (.333)

Year	Record
1995-96	9-18

ROB SPIVERY
Seasons: 9 (1996-2006)
Alabama State Record: 129-136 (.487)

Year	Record
1996-97	8-21
1997-98	11-17
1998-99	11-16
1999-2000	13-15
2000-01	22-9
2001-02	19-13
2002-03	14-15
2003-04	16-15
2004-05	15-15
2005-06	12-18

LEWIS JACKSON
Seasons: 15 (1995-2020)
Alabama State Record: 207-262 (.441)

Year	Record
2006-07	10-20
2007-08	20-11
2008-09	22-10
2009-10	16-15
2010-11	17-18
2011-12	12-19
2012-13	10-22
2013-14	19-13
2014-15	19-10
2015-16	14-17
2016-17	8-23
2017-18	8-23
2018-19	12-19
2019-20	8-24

MO WILLIAMS
Seasons: 1 (2020-21)
Alabama State Record: 4-14* (.222)

Year	Record
2020-21	4-14

vs RANKED TEAMS

DATE	OPP/L	SCORE
12/8/82	(3) Georgetown	L, 76-99
12/15/82	(13) Arkansas	L, 65-108
12/20/88	(17) NC State	L, 81-109
12/2/91	(11) Arkansas	L, 80-96
12/23/96	(16) Minnesota	L, 34-114
12/31/97	(23) Arkansas	L, 48-103
12/17/98	(19) Arkansas	L, 43-73
12/30/00	(20) Alabama	L, 56-82
12/30/01	(7) Iowa	L, 64-73
11/22/02	(4) Alabama	L, 56-82
11/19/04	(3) Georgia Tech	L, 37-74
12/7/04	(18) Alabama	L, 54-72
11/20/05	(15) Alabama	L, 68-105
11/28/05	(14) Florida	L, 60-87
12/9/06	(4) Alabama	L, 58-92
11/13/11	(21) Cincinnati	L, 40-65
11/11/12	(10) Florida	L, 35-84
11/27/17	(11) Cincinnati	L, 51-83
11/21/18	(20) Iowa	L, 78-105
11/5/19	(8) Gonzaga	L, 64-95
11/20/19	(20) Tennessee	L, 62-78
11/25/19	(20) VCU	L, 41-76
12/29/19	(6) Oregon	L, 59-98

vs SWAC

Games: 744
Opponents: 9 (Alabama A&M, Alcorn State, Grambling State, Jackson State, Mississippi Valley State, Prairie View A&M, Southern, Texas Southern, UAPB)
Record: 406-338 (.546)

20-WIN SEASONS

1955-56	23-7 (.767)	Ika Moorehead
1956-57	22-4 (.846)	Ika Moorehead
1957-58	25-9 (.735)	Ika Moorehead
1970-71	24-5 (.828)	Bernard Boozer
1971-72	22-3 (.880)	Bernard Boozer
1978-79	23-2 (.920)	James Oliver
1979-80	32-2 (.941)	James Oliver
1981-82	22-6 (.786)	James Oliver
1982-83	22-6 (.786)	James Oliver
1983-84	22-6 (.786)	James Oliver
2000-01	22-6 (.786)	James Oliver
2007-08	20-11 (.645)	Lewis Jackson
2008-09	22-10 (.688)	Lewis Jackson

100-PT WINS [LAST 20]

1990-91	at Grambling St.	W, 102-81
1990-91	vs. MVSU	W, 104-98
1991-92	Clark-Atlanta	L,1 03-107
1991-92	Tennessee State	W, 105-81
1991-92	Prairie View A&M	W, 108-63
1991-92	AUM	W, 118-81
1991-92	at Prairie View	W, 100-81
1991-92	Grambling St.	W, 101-94
1991-92	Tuskegee	W, 116-93
1992-93	Alabama A&M	L, 102-126
1992-93	Troy	W, 121-116
1992-93	Clark-Atlanta	W, 107-68
1993-94	at Troy	W, 115-98
1993-94	Southern	W, 111-107
1993-94	Grambling St.	W, 121-76
1994-95	at MVSU	W, 100-83
1995-96	Selma	W, 106-81
3/8/08	Jackson State	W, 103-83
11/14/14	AUM	W, 105-64
12/30/15	Fort Valley State	W, 105-99

100-PT LOSSES [LAST 6]

2005-06	at Alabama	L, 68-105
11/17/17	at Oregon	L, 56-114
11/21/17	vs. Savannah St.	L, 97-101
11/21/18	at Iowa	L, 78-105
12/14/19	at Boise State	L, 57-100
11/18/21	at Iowa	L, 82-108

2021-22 DOUBLE-FIGURE GAMES

POINTS

Jordan O'Neal	3
Juan Reyna	3
Trace Young	3
Isaiah Range	2
Gerald Liddell	2
Kenny Strawbridge	1
Christian McCray	1

REBOUNDS

Isaiah Range	1
Michael Barber	1

DOUBLE-DOUBLES

Isaiah Range	1

ASSISTS

2021-22 SPECIALTY STATISTICS

[POT - Points off turnovers; PP - Points in the paint; 2nd - Second chance points; FAST - Fast break points; BP - Points off the bench]
[Alabama State-Opponents]

Opponent	PP	POT	2nd	FAST	BP
at WKU	26-38	15-25	7-16	9-16	31-10
at Vanderbilt	34-42	15-26	7-22	17-12	39-41
at Missouri State	26-34	14-15	9-14	12-14	21-10
at Iowa State	36-40	14-20	11-6	3-12	16-14
at Iowa	24-30	12-18	12-23	8-22	63-51
North Carolina Central					
Tuskegee					
North Alabama					
at Dayton					
Samford					
at Pepperdine					
at UCLA					
at Memphis					
at Texas Tech					
at Mississippi Valley State					
at UAPB					
Jackson State					
Alcorn State					
Alabama A&M					
at Prairie View A&M					
at Texas Southern					
vs. Bethune-Cookman					
Florida A&M					
at Grambling State					
at Southern					
UAPB					
Mississippi Valley State					
at Florida A&M					
at Bethune-Cookman					
at Alabama A&M					
Southern					
Grambling State					



0 - TRACE YOUNG

F /// 6-8 /// 179 /// JUNIOR /// JC
OWENSBORO, KY (JOHN A LOGAN COLLEGE / WYOMING)

CAREER HIGHS

Points: 23, at WKU (11/9/21)
Field Goals: 9, at WKU (11/9/21)
Field Goals Attempted: 13, at WKU (11/9/21)
3-Pt Field Goals: 4, Dixie State (12/29/18)
3-Pt Field Goals Attempted: 9, at Air Force (2/6/19)
Free Throws: 5, at Vanderbilt (11/10/21)
Free Throws Attempted: 6, two times
Rebounds: 9, at WKU (11/9/21)
Assists: 3, San Jose State (1/23/19)
Steals: 2, at Air Force (2/6/19)
Blocks: 2. two times
Turnovers: 5, Fresno State (1/30/19)
Minutes Played: 39, at WKU (11/9/21)

MISCELLANEOUS

	21-22	ASU CAREER
Double-Figure Points	3	3
Double-Figure Rebounds	--	--
Double-Doubles	--	--
5+ Assists	--	--
Led team in Points	2	2
Led team in Rebounds	1	1
Led team in Blocks	--	--
Led team in Assists	--	--

YOUNG NOTEBOOK

- Averaged 9.8 points and five rebounds per game at John A. Logan College as a sophomore. He also averaged 1.8 assists per game at his power forward position.
- Finished the season shooting 48.8 percent from the floor and 32.4 percent from beyond the arc.
- Rated as a 3-star by ESPN, 247Sports and Rivals, originally signed with Wyoming out of Mt. Zion Prep in Baltimore.
- Sat out last season during COVID-19 shortened season.
- Scored a career-high 23 points and grabbed nine rebounds against WKU (11/9/21).

2021-22 GAME-BY-GAME

Opponent	MIN	FG	FG%	3-PT	3PT%	FT	FT%	REB	AST	TO	BL	ST	PTS
at WKU	39	9-16	.563	3-8	.375	2-2	1.000	9	1	5	1	1	23
at Vanderbilt	27	2-4	.500	2-4	.500	5-6	.833	1	1	3	1	1	11
at Missouri State	22	0-4	.000	0-4	.000	1-2	.500	3	2	0	2	0	1
at Iowa State	27	4-12	.333	1-4	.250	0-0	.000	6	1	1	1	1	9
at Iowa	13	3-5	.600	1-2	.500	3-3	1.000	0	2	0	0	0	10
NC Central													
Tuskegee													
North Alabama													
at Dayton													
Samford													
at Pepperdine													
at UCLA													
at Memphis													
at Texas Tech													
at MVSU													
at UAPB													
Jackson St.													
Alcorn State													
Alabama A&M													
at PVAMU													
at Texas Southern													
vs. B-CU													
Florida A&M													
at Grambling St.													
at Southern													
UAPB													
MVSU													
at Florida A&M													
at B-CU													
at Alabama A&M													
Southern													
Grambling St.													

YOUNG'S CAREER STATISTICS

Opponent	GP-GS	MIN-AVG	FG-A	PCT	3PT-A	PCT	FT-A	PCT	OFF-DEF-TOT	AVG	PF	A	AST/G	TO	BLK	STL	PTS	AVG
2018-19 (WYO)	20-13	476-23.8	50-127	.394	27-73	.370	8-17	.471	8-59-67	3.4	35	16	0.8	43	9	15	135	6.8
2021-22	5-5	127-25.4	18-41	.439	7-22	.318	11-13	.846	1-18-19	3.8	10	7	1.4	9	3	5	54	10.8
TOTALS	**25-18**	**603-24.1**	**68-168**	**.405**	**34-95**	**.358**	**19-30**	**.633**	**9-77-86**	**3.4**	**45**	**23**	**0.9**	**52**	**12**	**20**	**189**	**7.6**

1 - DJ JACKSON

G /// 6-1 /// 165 /// FRESHMAN /// 1L

SAN BERNARDINO, CA (ETIWANDA HS)

CAREER HIGHS

Points: 13, vs. Texas Southern (2/27/21)
Field Goals: 5, vs. Texas Southern (2/27/21)
Field Goals Attempted: 14, vs. Texas Southern (2/27/21)
3-Pt Field Goals: 3, vs. UAPB (2/6/21)
3-Pt Field Goals Attempted: 7, vs. Texas Southern (2/27/21)
Free Throws: 5, at Jackson State (3/6/21)
Free Throws Attempted: 6, at Jackson State (3/6/21)
Rebounds: 8, at Jackson State (3/6/21)
Assists: 4, vs. Texas Southern (2/27/21)
Steals: 3, at Texas Southern (1/30/21)
Blocks: 1, vs. Prairie View A&M (3/1/21)
Turnovers: 6, at Prairie View A&M (2/1/21)
Minutes Played: 37, vs. Texas Southern (2/27/21)

MISCELLANEOUS

	21-22	ASU CAREER
Double-Figure Points	--	2
Double-Figure Rebounds	--	--
Double-Doubles	--	--
5+ Assists	--	--
Led team in Points	--	--
Led team in Rebounds	--	--
Led team in Blocks	--	--
Led team in Assists	--	--

JACKSON NOTEBOOK

- Played in 17 games, starting 11 as a true freshman during 2021
- Grabbed 74 total rebounds (4.4 per game), dished out 28 total assists and recorded 12 steals.
- Earned start on the road against Vanderbilt (11/10/2021) this season.
- Has missed the last two games for Alabama State on the road against Missouri State (11/13) and Iowa State (11/16).

2021-22 GAME-BY-GAME

Opponent	MIN	FG	FG%	3-PT	3PT%	FT	FT%	REB	AST	TO	BL	ST	PTS
at WKU	11	0-2	.000	0-0	.000	0-0	.000	1	3	1	0	0	0
at Vanderbilt	15	0-2	.000	0-1	.000	0-0	.000	1	0	3	0	1	0
at Missouri State													
at Iowa State													
at Iowa	20	0-3	.000	0-1	.000	1-2	.500	1	1	0	0	1	1
NC Central													
Tuskegee													
North Alabama													
at Dayton													
Samford													
at Pepperdine													
at UCLA													
at Memphis													
at Texas Tech													
at MVSU													
at UAPB													
Jackson St.													
Alcorn State													
Alabama A&M													
at PVAMU													
at Texas Southern													
vs. B-CU													
Florida A&M													
at Grambling St.													
at Southern													
UAPB													
MVSU													
at Florida A&M													
at B-CU													
at Alabama A&M													
Southern													
Grambling St.													

JACKSON'S CAREER STATISTICS

Opponent	GP-GS	MIN-AVG	FG-A	PCT	3PT-A	PCT	FT-A	PCT	OFF-DEF-TOT	AVG	PF	A	AST/G	TO	BLK	STL	PTS	AVG
2020-21	17-11	386-22.7	23-68	.338	10-31	.323	18-30	.600	10-40-50	2.9	47	28	1.6	32	2	12	74	4.4
2021-22	3-1	47-15.7	0-7	.000	0-2	.000	1-2	.500	1-2-3	1.0	8	4	1.3	4	0	2	1	0.3
TOTALS	**20-11**	**432-21.6**	**23-75**	**.307**	**10-33**	**.303**	**19-32**	**.594**	**11-42-53**	**2.7**	**55**	**32**	**1.6**	**36**	**2**	**14**	**75**	**3.8**

2 - JORDAN O'NEAL

F /// 6-7 /// 197 /// SOPHOMORE /// 1L
MOBILE, AL (COAHOMA CC)

CAREER HIGHS

Points: 12, at Iowa State (11/16/21)
Field Goals: 5, three times
Field Goals Attempted: 9, two times
3-Pt Field Goals: 0, 18 times
3-Pt Field Goals Attempted: 1, at Texas Southern (1/30/21)
Free Throws: 5, UAPB (2/6/21)
Free Throws Attempted: 8, UAPB (2/6/21)
Rebounds: 10, Alcorn State (1/23/21)
Assists: 2, at Southern (2/22/21)
Steals: 3, Alcorn State (1/23/21)
Blocks: 4, Grambling State (1/2/21)
Turnovers: 4, at Southern (2/22/21)
Minutes Played: 36, Alabama A&M (2/13/21)

MISCELLANEOUS

	21-22	ASU CAREER
Double-Figure Points	3	5
Double-Figure Rebounds	--	1
Double-Doubles	--	--
5+ Assists	--	--
Led team in Points	--	--
Led team in Rebounds	1	1
Led team in Blocks	1	4
Led team in Assists	--	--

O'NEAL NOTEBOOK

- Led the team with 23 blocked shots last season in just 13 games due to injury.
- Scored in double figures in three consecutive games against Vanderbilt (11/10), Missouri State (11/13), and Iowa State (11/16) - all on the road. Scored a career 11 points against Missouri State, and then set a new career-high with 12 against Iowa State the next game.

2021-22 GAME-BY-GAME

Opponent	MIN	FG	FG%	3-PT	3PT%	FT	FT%	REB	AST	TO	BL	ST	PTS
at WKU	29	3-4	.750	0-0	.000	0-0	.000	4	0	2	2	1	6
at Vanderbilt	24	5-6	.833	0-0	.000	0-1	.000	5	0	3	0	1	10
at Missouri State	22	5-9	.556	0-0	.000	1-2	.500	4	0	1	2	1	11
at Iowa State	31	5-7	.714	0-0	.000	2-2	1.000	6	1	2	3	1	12
at Iowa	6	0-0	.000	0-0	.000	0-0	.000	0	1	2	0	0	0
NC Central													
Tuskegee													
North Alabama													
at Dayton													
Samford													
at Pepperdine													
at UCLA													
at Memphis													
at Texas Tech													
at MVSU													
at UAPB													
Jackson St.													
Alcorn State													
Alabama A&M													
at PVAMU													
at Texas Southern													
vs. B-CU													
Florida A&M													
at Grambling St.													
at Southern													
UAPB													
MVSU													
at Florida A&M													
at B-CU													
at Alabama A&M													
Southern													
Grambling St.													

O'NEAL'S CAREER STATISTICS

Opponent	GP-GS	MIN-AVG	FG-A	PCT	3PT-A	PCT	FT-A	PCT	OFF-DEF-TOT	AVG	PF	A	AST/G	TO	BLK	STL	PTS	AVG
2020-21	13-10	326-25.1	24-57	.421	0-2	.000	28-49	.571	25-37-62	4.8	35	9	0.7	24	23	7	76	5.8
2021-22	5-5	113-22.6	18-26	.692	0-0	.000	3-5	.600	6-13-19	3.8	19	2	0.4	10	7	4	39	7.8
TOTALS	**18-13**	**439-24.4**	**42-83**	**.506**	**0-2**	**.000**	**31-54**	**.574**	**31-50-81**	**4.5**	**54**	**11**	**0.6**	**34**	**30**	**11**	**115**	**6.4**

3 - GERALD LIDDELL

F /// 6-8 /// 203 /// JUNIOR /// TR

CIBOLO, TX (TEXAS)

CAREER HIGHS

Points: 19, at Iowa (11/18/2021)
Field Goals: 6, two times
Field Goals Attempted: 13, at Missouri State (11/13/21)
3-Pt Field Goals: 2, two times
3-Pt Field Goals Attempted: 3, two times
Free Throws: 5, at Iowa (11/18/2021)
Free Throws Attempted: 6, at Iowa (11/18/2021)
Rebounds: 8, two times
Assists: 4. two times
Steals: 2, vs. Prairie View A&M (11/15/19)
Blocks: 2, two times
Turnovers: 5, vs. Central Michigan (12/14/19)
Minutes Played: 35, at Purdue (11/9/19)

MISCELLANEOUS

	21-22	ASU CAREER
Double-Figure Points	2	2
Double-Figure Rebounds	–	–
Double-Doubles	–	–
5+ Assists	–	–
Led team in Points	1	1
Led team in Rebounds	–	–
Led team in Blocks	–	–
Led team in Assists	1	1

LIDDELL NOTEBOOK

- Transfer from Texas.
- As a junior, played in seven games, while as a sophomore in 2019-20, played in 15 games (10 starts).
- Ranked as the No. 41 overall prospect in the nation by 247Sports and No. 47 by ESPN.
- Grabbed eight rebounds in season opener against WKU (11/9/21).
- Scored a season-high 12 points against Missouri State (11/13/21) on the road, before breaking that mark with a career-hjgh 19 on the road against Iowa (11/18/21).

2021-22 GAME-BY-GAME

Opponent	MIN	FG	FG%	3-PT	3PT%	FT	FT%	REB	AST	TO	BL	ST	PTS
at WKU	24	2-5	.400	2-2	1.000	0-0	.000	8	3	3	0	0	6
at Vanderbilt	20	2-7	.286	1-3	.333	0-0	.000	2	0	2	1	0	5
at Missouri State	30	6-13	.462	0-2	.000	2-3	.667	2	1	3	0	0	12
at Iowa State	21	2-2	1.000	1-1	1.000	0-0	.000	4	1	2	0	1	5
at Iowa	29	6-11	.545	2-3	.667	5-6	.833	3	4	1	0	1	19
NC Central													
Tuskegee													
North Alabama													
at Dayton													
Samford													
at Pepperdine													
at UCLA													
at Memphis													
at Texas Tech													
at MVSU													
at UAPB													
Jackson St.													
Alcorn State													
Alabama A&M													
at PVAMU													
at Texas Southern													
vs. B-CU													
Florida A&M													
at Grambling St.													
at Southern													
UAPB													
MVSU													
at Florida A&M													
at B-CU													
at Alabama A&M													
Southern													
Grambling St.													

LIDDELL'S CAREER STATISTICS

Opponent	GP-GS	MIN-AVG	FG-A	PCT	3PT-A	PCT	FT-A	PCT	OFF-DEF-TOT	AVG	PF	A	AST/G	TO	BLK	STL	PTS	AVG
2019-20	15-10	274-18.2	25-62	.403	4-12	.333	12-25	.480	13-37-50	3.3	42	15	1.0	23	11	8	66	4.4
2020-21	7-0	81-11.5	6-14	.429	2-7	.286	1-6	.167	4-8-12	1.7	11	3	0.4	7	1	1	15	2.1
2021-22	5-2	122-24.4	18-38	.474	6-11	.545	7-9	.778	2-18-20	4.0	18	9	1.8	9	1	5	49	9.8
TOTALS	**27-12**	**479-17.7**	**49-114**	**.430**	**12-30**	**.400**	**20-40**	**.500**	**19-63-82**	**3.0**	**71**	**27**	**1.0**	**39**	**13**	**14**	**130**	**4.8**

4 - E.J. CLARK

G /// 5-11 /// 165 /// JUNIOR /// 1L
DALLAS, TX (BOSSIER PARRISH CC)

CAREER HIGHS

Points: 10, at Texas Southern (1/30/21)
Field Goals: 4, at Alabama A&M (1/16/21)
Field Goals Attempted: 9, MVSU (2/8/21)
3-Pt Field Goals: 2, vs. UAPB (2/6/21)
3-Pt Field Goals Attempted: 5, at Texas Southern (1/30/21)
Free Throws: 5, at Texas Southern (1/30/21)
Free Throws Attempted: 6, vs. Grambling State (1/2/21)
Rebounds: 3, at Texas Southern (1/30/21)
Assists: 3, Prairie View A&M (2/1/21)
Steals: 2, vs. UAPB (2/6/21)
Blocks: 0, 16 times
Turnovers: 3, two times
Minutes Played: 30, vs. Jackson State (1/4/21)

MISCELLANEOUS

	21-22	ASU CAREER
Double-Figure Points	--	--
Double-Figure Rebounds	--	--
Double-Doubles	--	--
5+ Assists	--	--
Led team in Points	--	--
Led team in Rebounds	--	--
Led team in Blocks	--	--
Led team in Assists	--	--

CLARK NOTEBOOK

- Played in 12 games and started in one game last season.
- Scored 69 total points during the shortened season, recorded 18 assists and 10 steals.
- Came off the bench to score seven points against Iowa State (11/16/21).

2021-22 GAME-BY-GAME

Opponent	MIN	FG	FG%	3-PT	3PT%	FT	FT%	REB	AST	TO	BL	ST	PTS
at WKU	6	0-0	.000	0-0	.000	0-0	.000	0	0	1	0	0	0
at Vanderbilt	10	0-0	.000	0-0	.000	0-0	.000	0	0	1	0	0	0
at Missouri State													
at Iowa State	17	2-4	.500	1-3	.333	2-4	.500	1	1	2	0	0	7
at Iowa	7	0-1	.000	0-0	.000	0-0	.000	1	0	1	0	0	0
NC Central													
Tuskegee													
North Alabama													
at Dayton													
Samford													
at Pepperdine													
at UCLA													
at Memphis													
at Texas Tech													
at MVSU													
at UAPB													
Jackson St.													
Alcorn State													
Alabama A&M													
at PVAMU													
at Texas Southern													
vs. B-CU													
Florida A&M													
at Grambling St.													
at Southern													
UAPB													
MVSU													
at Florida A&M													
at B-CU													
at Alabama A&M													
Southern													
Grambling St.													

CLARK'S CAREER STATISTICS

Opponent	GP-GS	MIN-AVG	FG-A	PCT	3PT-A	PCT	FT-A	PCT	OFF-DEF-TOT	AVG	PF	A	AST/G	TO	BLK	STL	PTS	AVG
2020-21	12-1	245-20.4	21-64	.328	6-24	.250	21-25	.840	7-18-25	2.1	22	18	1.5	14	0	10	69	5.8
2021-22	4-1	41-10.3	2-5	.400	1-3	.333	2-4	.500	0-2-2	0,5	4	1	0.3	5	0	0	7	1.8
TOTALS	**16-2**	**286-17.9**	**23-69**	**.333**	**7-27**	**.259**	**23-29**	**.793**	**7-20-27**	**1.7**	**26**	**19**	**1.2**	**19**	**0**	**10**	**76**	**4.8**

5 - JUAN REYNA

G /// 6-2 /// 182 /// FRESHMAN /// HS

SAN ANTONIO, TX (DUNCANVILLE HS)

CAREER HIGHS

Points: 16, at WKU (11/9/21)
Field Goals: 4, three times
Field Goals Attempted: 9, at Missouri State (11/13/21)
3-Pt Field Goals: 2, three times
3-Pt Field Goals Attempted: 5, at WKU (11/9/21)
Free Throws: 6, at WKU (11/9/21)
Free Throws Attempted: 6, at WKU (11/9/21)
Rebounds: 5 at Missouri State (11/13/21)
Assists: 3, at Iowa (11/18/21)
Steals: 1, at Missouri State (11/13/21)
Blocks: 0, five times
Turnovers: 3, three times
Minutes Played: 32, at Missouri State (11/13/21)

MISCELLANEOUS

	21-22	ASU CAREER
Double-Figure Points	3	3
Double-Figure Rebounds	--	--
Double-Doubles	--	--
5+ Assists	--	--
Led team in Points	--	--
Led team in Rebounds	--	--
Led team in Blocks	--	--
Led team in Assists	--	--

REYNA NOTEBOOK

- Helped his team win a pair of state championships, leading his team to a 37-6 record overall.
- Scored 16 points in 23 minutes in season opener against WKU (11/9/21).
- Scored in double figures in the first three games this season against Vanderbilt (11/10/21), Missouri State (11/13/21), and Iowa State (11/16/21).

2021-22 GAME-BY-GAME

Opponent	MIN	FG	FG%	3-PT	3PT%	FT	FT%	REB	AST	TO	BL	ST	PTS
at WKU	23	4-8	.500	2-5	.400	6-6	1.000	1	0	3	0	0	16
at Vanderbilt	20	4-7	.571	2-4	.500	0-0	.000	3	1	3	0	0	10
at Missouri State	32	4-9	.444	2-3	.667	0-0	.000	5	1	1	0	1	10
at Iowa State	25	1-5	.200	0-2	.000	0-0	.000	4	0	4	0	0	2
at Iowa	14	0-1	.000	0-1	.000	0-0	.000	3	3	3	0	0	0
NC Central													
Tuskegee													
North Alabama													
at Dayton													
Samford													
at Pepperdine													
at UCLA													
at Memphis													
at Texas Tech													
at MVSU													
at UAPB													
Jackson St.													
Alcorn State													
Alabama A&M													
at PVAMU													
at Texas Southern													
vs. B-CU													
Florida A&M													
at Grambling St.													
at Southern													
UAPB													
MVSU													
at Florida A&M													
at B-CU													
at Alabama A&M													
Southern													
Grambling St.													

REYNA'S CAREER STATISTICS

Opponent	GP-GS	MIN-AVG	FG-A	PCT	3PT-A	PCT	FT-A	PCT	OFF-DEF-TOT	AVG	PF	A	AST/G	TO	BLK	STL	PTS	AVG
2021-22	5-3	114-22.8	13-30	.433	6-15	.400	6-6	1.000	1-15-16	3.2	10	5	1.0	14	0	1	38	7.6
TOTALS	**5-3**	**114-22.8**	**13-30**	**.433**	**6-15**	**.400**	**6-6**	**1.000**	**1-15-16**	**3.2**	**10**	**5**	**1.0**	**14**	**0**	**1**	**38**	**7.6**

10 - MICHAEL BARBER

F /// 6-8 /// 212 /// SOPHOMORE /// JC
JACKSON, MS (SW MISSISSIPPI CC / HOWARD)

CAREER HIGHS

Points: 7, at Iowa (11/18/21)
Field Goals: 3, at Norfolk State (2/29/20)
Field Goals Attempted: 7, Norfolk State (1/11/20)
3-Pt Field Goals: 1, at Georgia Washington (11/9/19)
3-Pt Field Goals Attempted: 1, Delaware State (3/5/20)
Free Throws: 3, at Iowa (11/18/21)
Free Throws Attempted: 5, at Iowa (11/18/21)
Rebounds: 10, at Iowa (11/18/21)
Assists: 1, at Norfolk State (2/29/20)
Steals: 3, at WKU (11/9/21)
Blocks: 3, two times
Turnovers: 3, at Iowa State (11/16/21)
Minutes Played: 24, at Iowa (11/18/21)

MISCELLANEOUS

	21-22	ASU CAREER
Double-Figure Points	--	--
Double-Figure Rebounds	1	1
Double-Doubles	--	--
5+ Assists	--	--
Led team in Points	--	--
Led team in Rebounds	1	1
Led team in Blocks	2	2
Led team in Assists	--	--

BARBER NOTEBOOK

- Competed in 24 contests off the bench (2019-20) at Howard.
- Recorded three assists against WKU (11/9/21).
- Recorded a career-high 10 rebounds against Iowa (11/18/21) on the road.

2021-22 GAME-BY-GAME

Opponent	MIN	FG	FG%	3-PT	3PT%	FT	FT%	REB	AST	TO	BL	ST	PTS
at WKU	9	0-1	.000	0-0	.000	1-2	.500	1	0	0	1	3	1
at Vanderbilt	10	0-0	.000	0-0	.000	2-2	1.000	2	0	1	2	0	2
at Missouri State	7	0-0	.000	0-0	.000	2-2	1.000	0	0	1	0	0	2
at Iowa State	15	0-0	.000	0-0	.000	0-0	.000	3	0	3	3	0	0
at Iowa	24	2-5	.400	0-0	.000	3-5	.600	10	1	0	0	2	7
NC Central													
Tuskegee													
North Alabama													
at Dayton													
Samford													
at Pepperdine													
at UCLA													
at Memphis													
at Texas Tech													
at MVSU													
at UAPB													
Jackson St.													
Alcorn State													
Alabama A&M													
at PVAMU													
at Texas Southern													
vs. B-CU													
Florida A&M													
at Grambling St.													
at Southern													
UAPB													
MVSU													
at Florida A&M													
at B-CU													
at Alabama A&M													
Southern													
Grambling St.													

BARBER'S CAREER STATISTICS

Opponent	GP-GS	MIN-AVG	FG-A	PCT	3PT-A	PCT	FT-A	PCT	OFF-DEF-TOT	AVG	PF	A	AST/G	TO	BLK	STL	PTS	AVG
2019-20 (HOW)	24-0	144-6.0	19-38	.500	1-2	.500	3-5	.600	11-30-41	1.7	21	3	0.1	9	9	7	42	1.8
2021-22	5-0	63-12.6	2-6	.333	0-0	.000	8-11	.727	4-12-16	3.2	10	1	0.2	1	7	5	12	2.4
TOTALS	**29-0**	**207-7.1**	**21-44**	**.477**	**1-2**	**.500**	**11-16**	**.688**	**15-42-57**	**2.0**	**31**	**4**	**0.1**	**10**	**16**	**12**	**54**	**1.9**

11 - JAYME MITCHELL

G /// 6-5 /// 187 /// FRESHMAN /// HS
JACKSON, MS (FOREST HILL HS)

CAREER HIGHS

Points: 8, at Vanderbilt (11/10/21)
Field Goals: 2, at Vanderbilt (11/10/21)
Field Goals Attempted: 5, at Iowa (11/18/21)
3-Pt Field Goals: 0, five times
3-Pt Field Goals Attempted: 2, at Iowa (11/18/21)
Free Throws: 4, at Vanderbilt (11/10/21)
Free Throws Attempted: 4, at Vanderbilt (11/10/21)
Rebounds: 5, at Vanderbilt (11/10/21)
Assists: 3, at Vanderbilt (11/10/21)
Steals: 1, two times
Blocks: 1, two times
Turnovers: 3, at Iowa (11/18/21)
Minutes Played: 19, at Vanderbilt (11/10/21)

MISCELLANEOUS

	21-22	ASU CAREER
Double-Figure Points	--	--
Double-Figure Rebounds	--	--
Double-Doubles	--	--
5+ Assists	--	--
Led team in Points	--	--
Led team in Rebounds	--	--
Led team in Blocks	--	--
Led team in Assists	--	--

MITCHELL NOTEBOOK

- Saw action against WKU (11/9/21) off the bench.
- Played double-digit minutes in back-to-back games against Vanderbilt (11/10/21) and Missouri State (11/13/21).
- Scored a career-high eight points against Vanderbil (11/10/21) off the bench.

2021-22 GAME-BY-GAME

Opponent	MIN	FG	FG%	3-PT	3PT%	FT	FT%	REB	AST	TO	BL	ST	PTS
at WKU	1	0-1	.000	0-0	.000	0-0	.000	0	0	0	1	0	0
at Vanderbilt	19	2-3	.667	0-1	.000	4-4	1.000	5	3	2	1	1	8
at Missouri State	11	0-2	.000	0-1	.000	0-0	.000	1	0	1	0	0	0
at Iowa State	3	0-1	.000	0-0	.000	0-0	.000	0	0	0	0	0	0
at Iowa	12	2-5	.400	0-2	.000	1-2	.500	1	0	3	0	1	5
NC Central													
Tuskegee													
North Alabama													
at Dayton													
Samford													
at Pepperdine													
at UCLA													
at Memphis													
at Texas Tech													
at MVSU													
at UAPB													
Jackson St.													
Alcorn State													
Alabama A&M													
at PVAMU													
at Texas Southern													
vs. B-CU													
Florida A&M													
at Grambling St.													
at Southern													
UAPB													
MVSU													
at Florida A&M													
at B-CU													
at Alabama A&M													
Southern													
Grambling St.													

MITCHELL'S CAREER STATISTICS

Opponent	GP-GS	MIN-AVG	FG-A	PCT	3PT-A	PCT	FT-A	PCT	OFF-DEF-TOT	AVG	PF	A	AST/G	TO	BLK	STL	PTS	AVG
2021-22	5-0	46-9.2	4-12	.333	0-4	.000	5-6	.833	1-6-7	1.4	5	3	0.6	6	2	2	13	2.6
TOTALS	**5-0**	**46-9.2**	**4-12**	**.333**	**0-4**	**.000**	**4-6**	**.833**	**1-6-7**	**1.4**	**5**	**3**	**0.6**	**6**	**2**	**2**	**13**	**2.6**



12 - MALIK SMILEY

G /// 6-3 /// 165 /// R-FRESHMAN /// 1L
BIRMINGHAM, AL (IMG ACADEMY)

CAREER HIGHS

Points: 0, two times
Field Goals: 0, two times
Field Goals Attempted: 0, two times
3-Pt Field Goals: 0, two times
3-Pt Field Goals Attempted: 0, two times
Free Throws: 0, two times
Free Throws Attempted: 0, two times
Rebounds: 0, two times
Assists: 0, two times
Steals: 0, two times
Blocks: 0, two times
Turnovers: 0, two times
Minutes Played: 2, at Prairie View A&M (2/1/21)

MISCELLANEOUS

	21-22	ASU CAREER
Double-Figure Points	--	--
Double-Figure Rebounds	--	--
Double-Doubles	--	--
5+ Assists	--	--
Led team in Points	--	--
Led team in Rebounds	--	--
Led team in Blocks	--	--
Led team in Assists	--	--

SMILEY NOTEBOOK

- Saw action in a pair of games during 2020-21 season,

2021-22 GAME-BY-GAME

Opponent	MIN	FG	FG%	3-PT	3PT%	FT	FT%	REB	AST	TO	BL	ST	PTS
at WKU													
at Vanderbilt													
at Missouri St.													
at Iowa State													
at Iowa													
NC Central													
Tuskegee													
North Alabama													
at Dayton													
Samford													
at Pepperdine													
at UCLA													
at Memphis													
at Texas Tech													
at MVSU													
at UAPB													
Jackson St.													
Alcorn State													
Alabama A&M													
at PVAMU													
at Texas Southern													
vs. B-CU													
Florida A&M													
at Grambling St.													
at Southern													
UAPB													
MVSU													
at Florida A&M													
at B-CU													
at Alabama A&M													
Southern													
Grambling St.													

SMILEY'S CAREER STATISTICS

Opponent	GP-GS	MIN-AVG	FG-A	PCT	3PT-A	PCT	FT-A	PCT	OFF-DEF-TOT	AVG	PF	A	AST/G	TO	BLK	STL	PTS	AVG
2020-21	2-0	2-1.0	0-0	.000	0-0	.000	0-0	.000	0-0-0	0.0	0	0	0.0	0	0	0	0	0.0
TOTALS	**2-0**	**2-1.0**	**0-0**	**.000**	**0-0**	**.000**	**0-0**	**.000**	**0-0-0**	**0.0**	**0**	**0**	**0.0**	**0**	**0**	**0**	**0**	**0.0**

13 - KAREEM CLARK

G /// 6-2 /// 191 /// JUNIOR /// JC

SACRAMENTO, CA (SOUTH MOUNTAIN CC)

CAREER HIGHS

Points: --
Field Goals: --
Field Goals Attempted: --
3-Pt Field Goals: --
3-Pt Field Goals Attempted: --
Free Throws: --
Free Throws Attempted: --
Rebounds: --
Assists: --
Steals: --
Blocks: --
Turnovers: --
Minutes Played: --

MISCELLANEOUS

	21-22	ASU CAREER
Double-Figure Points	--	--
Double-Figure Rebounds	--	--
Double-Doubles	--	--
5+ Assists	--	--
Led team in Points	--	--
Led team in Rebounds	--	--
Led team in Blocks	--	--
Led team in Assists	--	--

CLARK NOTEBOOK

- Has not played thus far for Alabama State, missed the season opener due to injury against WKU (11/9/21) and the contest against Vanderbilt (11/10/21)

2021-22 GAME-BY-GAME

Opponent	MIN	FG	FG%	3-PT	3PT%	FT	FT%	REB	AST	TO	BL	ST	PTS
at WKU													
at Vanderbilt													
at Missouri St.													
at Iowa State													
at Iowa													
NC Central													
Tuskegee													
North Alabama													
at Dayton													
Samford													
at Pepperdine													
at UCLA													
at Memphis													
at Texas Tech													
at MVSU													
at UAPB													
Jackson St.													
Alcorn State													
Alabama A&M													
at PVAMU													
at Texas Southern													
vs. B-CU													
Florida A&M													
at Grambling St.													
at Southern													
UAPB													
MVSU													
at Florida A&M													
at B-CU													
at Alabama A&M													
Southern													
Grambling St.													

CLARK'S CAREER STATISTICS

Opponent	GP-GS	MIN-AVG	FG-A	PCT	3PT-A	PCT	FT-A	PCT	OFF-DEF-TOT	AVG	PF	A	AST/G	TO	BLK	STL	PTS	AVG
2021-22																		
TOTALS																		

15 - KEVION STEWART

G /// 6-3 /// 193 /// SENIOR /// 2L
MEMPHIS, TN (SIUE / CHATTANOOGA STATE)

CAREER HIGHS

Points: 21, at Grambling State (3/4/21)
Field Goals: 7, at Texas Southern (1/30/21)
Field Goals Attempted: 13, at Grambling State (3/4/21)
3-Pt Field Goals: 5, at MVSU (1/12/21)
3-Pt Field Goals Attempted: 8, at Grambling State (3/4/21)
Free Throws: 7, at Grambling State (3/4/21)
Free Throws Attempted: 9, at Jackson State (3/6/21)
Rebounds: 5, vs. Alabama A&M (2/13/21)
Assists: 2, at Southern (2/22/21)
Steals: 4, at Grambling State (3/4/21)
Blocks: 2, at Boise State (12/14/19)
Turnovers: 4, vs. Alcorn State (1/23/21)
Minutes Played: 34, at Jackson State (3/6/21)

MISCELLANEOUS

	21-22	ASU CAREER
Double-Figure Points	--	9
Double-Figure Rebounds	--	--
Double-Doubles	--	--
5+ Assists	--	--
Led team in Points	--	--
Led team in Rebounds	--	--
Led team in Blocks	--	--
Led team in Assists	--	--

STEWART NOTEBOOK

- Played in 18 games and started in 11 games.
- Scored a total of 147 points in the shortened season.
- Father, Dwight Stewart, played and won national title at Arkansas.
- Did not play in season opener against WKU (11/9/21).

2021-22 GAME-BY-GAME

Opponent	MIN	FG	FG%	3-PT	3PT%	FT	FT%	REB	AST	TO	BL	ST	PTS
at WKU													
at Vanderbilt	10	1-4	.250	0-3	.000	0-0	.000	0	0	0	0	0	2
at Missouri State	6	1-4	.250	1-3	.333	0-0	.000	1	0	0	0	0	3
at Iowa State	6	1-4	.250	1-2	.500	1-2	.500	1	0	0	0	0	4
at Iowa	9	2-2	1.000	1-1	1.000	0-0	.000	0	1	1	0	1	5
NC Central													
Tuskegee													
North Alabama													
at Dayton													
Samford													
at Pepperdine													
at UCLA													
at Memphis													
at Texas Tech													
at MVSU													
at UAPB													
Jackson St.													
Alcorn State													
Alabama A&M													
at PVAMU													
at Texas Southern													
vs. B-CU													
Florida A&M													
at Grambling St.													
at Southern													
UAPB													
MVSU													
at Florida A&M													
at B-CU													
at Alabama A&M													
Southern													
Grambling St.													

STEWART'S CAREER STATISTICS

Opponent	GP-GS	MIN-AVG	FG-A	PCT	3PT-A	PCT	FT-A	PCT	OFF-DEF-TOT	AVG	PF	A	AST/G	TO	BLK	STL	PTS	AVG
2019-20	26-10	323-12.4	29-106	.274	15-70	.214	16-26	.615	8-23-31	1.2	37	8	0.3	16	4	14	89	3.4
2020-21	18-11	368-20.4	39-114	.342	30-77	.390	39-52	.750	10-36-46	2.6	47	11	0.6	28	2	15	147	8.2
2021-22	4-0	33-8.3	5-14	.357	3-9	.333	1-2	.500	1-1-2	0.5	3	1	0.3	1	0	1	14	3.5
TOTALS	**48-21**	**731-15.2**	**73-234**	**.312**	**48-156**	**.308**	**56-80**	**.700**	**19-60-79**	**1.6**	**86**	**20**	**0.4**	**45**	**6**	**30**	**250**	**5.2**

20 - KENNY STRAWBRIDGE

G /// 6-6 /// 202 /// R-SOPHOMORE /// 1L

ROCKFORD, IL (WESTERN NEBRASKA / UMKC)

CAREER HIGHS

Points: 19, vs. Texas Southern (2/27/21)
Field Goals: 7, at UAPB (1/9/21)
Field Goals Attempted: 15, at Alabama A&M (1/16/21)
3-Pt Field Goals: 3, vs. Alabama A&M (2/13/21)
3-Pt Field Goals Attempted: 5, vs. Alabama A&M (2/13/21)
Free Throws: 10, vs. Southern (1/25/21)
Free Throws Attempted: 13, vs. Southern (1/25/21)
Rebounds: 14, vs. Southern (1/25/21)
Assists: 5, at WKU (11/9/21)
Steals: 4, at Southern (2/22/21)
Blocks: 2, vs. Alabama A&M (2/13/21)
Turnovers: 6, vs. Alcorn State (1/23/21)
Minutes Played: 39, at MVSU (1/12/21)

MISCELLANEOUS

	21-22	ASU CAREER
Double-Figure Points	1	11
Double-Figure Rebounds	–	5
Double-Doubles	–	4
5+ Assists	–	–
Led team in Points	–	–
Led team in Rebounds	–	–
Led team in Blocks	–	–
Led team in Assists	1	1

STRAWBRIDGE NOTEBOOK

- Second-leading scorer on last year's team, and earned a spot on ESPN Top 10 for his buzzer-beater against Southern.
- Named Second Team Preseason All-SWAC ahead of the 2021-22 season.
- Dished out five assists against WKU (11/9/21).

2021-22 GAME-BY-GAME

Opponent	MIN	FG	FG%	3-PT	3PT%	FT	FT%	REB	AST	TO	BL	ST	PTS
at WKU	28	4-8	.500	0-1	.000	0-1	.000	4	5	2	0	0	8
at Vanderbilt	18	2-7	.286	0-1	.000	3-4	.750	5	0	3	0	1	7
at Missouri State	32	5-10	.500	0-1	.000	2-3	.667	2	1	3	0	0	12
at Iowa State	27	3-9	.333	0-0	.000	0-0	.000	3	3	3	0	2	6
at Iowa	18	3-5	.600	0-2	.000	0-1	.000	0	2	1	0	1	6
NC Central													
Tuskegee													
North Alabama													
at Dayton													
Samford													
at Pepperdine													
at UCLA													
at Memphis													
at Texas Tech													
at MVSU													
at UAPB													
Jackson St.													
Alcorn State													
Alabama A&M													
at PVAMU													
at Texas Southern													
vs. B-CU													
Florida A&M													
at Grambling St.													
at Southern													
UAPB													
MVSU													
at Florida A&M													
at B-CU													
at Alabama A&M													
Southern													
Grambling St.													

STRAWBRIDGE'S CAREER STATISTICS

Opponent	GP-GS	MIN-AVG	FG-A	PCT	3PT-A	PCT	FT-A	PCT	OFF-DEF-TOT	AVG	PF	A	AST/G	TO	BLK	STL	PTS	AVG
2020-21	18-17	540-30.0	61-170	.359	11-47	.234	56-78	.718	32-98-130	7.2	44	24	1.3	35	6	14	189	10.5
2021-22	5-5	122-24.4	17-39	.436	0-5	.000	5-9	.556	6-8-14	2.8	8	11	2.2	12	0	4	39	7.8
TOTALS	**23-22**	**662-28.8**	**79-212**	**.373**	**11-52**	**.212**	**61-87**	**.701**	**38-106-144**	**6.3**	**52**	**35**	**1.5**	**47**	**6**	**18**	**228**	**9.9**

21 - CHRISTIAN MCCRAY

G /// 6-6 /// 171 /// JUNIOR /// TR
LAS VEGAS, NV (CAL STATE FULLERTON)

CAREER HIGHS

Points: 20, at Iowa (11/18/21)
Field Goals: 8, at Iowa (11/18/21)
Field Goals Attempted: 12, Iowa (11/18/21)
3-Pt Field Goals: 4, at Iowa (11/18/21)
3-Pt Field Goals Attempted: 5, at Iowa (11/18/21)
Free Throws: 0, four times
Free Throws Attempted: 0, four times
Rebounds: 2, at Iowa (11/18/21)
Assists: 1, at Missouri State (11/13/21)
Steals: 1, at Vanderbilt (11/10/21)
Blocks: 0, four times
Turnovers: 1, three times
Minutes Played: 17, at Iowa (11/18/21)

MISCELLANEOUS

	21-22	ASU CAREER
Double-Figure Points	1	1
Double-Figure Rebounds	--	--
Double-Doubles	--	--
5+ Assists	--	--
Led team in Points	1	1
Led team in Rebounds	--	--
Led team in Blocks	--	--
Led team in Assists	--	--

MCCRAY NOTEBOOK

- Played at Cal State Fullerton before transferring to Alabama State.
- Did not play against WKU (11/9/21).
- Scored a career-high eight points off the bench against Vanderbilt (11/10/21) in just nine minutes, before breaking that mark with 20 points off the bench against Iowa (11/18/21) in just 17 minutes.

2021-22 GAME-BY-GAME

Opponent	MIN	FG	FG%	3-PT	3PT%	FT	FT%	REB	AST	TO	BL	ST	PTS
at WKU													
at Vanderbilt	9	4-5	.800	0-0	.000	0-0	.000	0	0	1	0	1	8
at Missouri State	7	1-2	.500	0-1	.000	0-0	.000	1	1	1	0	0	2
at Iowa State													
at Iowa	17	8-12	.667	4-5	.800	0-0	.000	2	0	0	0	0	20
NC Central													
Tuskegee													
North Alabama													
at Dayton													
Samford													
at Pepperdine													
at UCLA													
at Memphis													
at Texas Tech													
at MVSU													
at UAPB													
Jackson St.													
Alcorn State													
Alabama A&M													
at PVAMU													
at Texas Southern													
vs. B-CU													
Florida A&M													
at Grambling St.													
at Southern													
UAPB													
MVSU													
at Florida A&M													
at B-CU													
at Alabama A&M													
Southern													
Grambling St.													

MCCRAY'S CAREER STATISTICS

Opponent	GP-GS	MIN-AVG	FG-A	PCT	3PT-A	PCT	FT-A	PCT	OFF-DEF-TOT	AVG	PF	A	AST/G	TO	BLK	STL	PTS	AVG
2020-21 (CSUF)	1-0	9-9.0	2-4	.500	0-0	.000	0-0	.000	0-0-0	0.0	2	0	0.0	1	0	0	4	4.0
2021-22	3-0	33-11.0	13-19	.684	4-6	.667	0-0	.000	2-1-3	1.0	1	1	0.3	2	0	1	30	10.0
TOTALS	**4-0**	**42-10.5**	**15-23**	**.652**	**4-6**	**.667**	**0-0**	**.000**	**2-1-3**	**0.8**	**3**	**1**	**0.3**	**3**	**0**	**1**	**34**	**8.5**

22 - DARRELL REED

F /// 6-8 /// 211 /// FRESHMAN /// HS
HAMMOND, IN (HAMMOND HS)

CAREER HIGHS

Points: --
Field Goals: --
Field Goals Attempted: --
3-Pt Field Goals: --
3-Pt Field Goals Attempted: --
Free Throws: --
Free Throws Attempted: --
Rebounds: --
Assists: --
Steals: --
Blocks: --
Turnovers: --
Minutes Played: --

MISCELLANEOUS

	21-22	ASU CAREER
Double-Figure Points	--	--
Double-Figure Rebounds	--	--
Double-Doubles	--	--
5+ Assists	--	--
Led team in Points	--	--
Led team in Rebounds	--	--
Led team in Blocks	--	--
Led team in Assists	--	--

REED NOTEBOOK

- Has not played this season due to injury.

2021-22 GAME-BY-GAME

Opponent	MIN	FG	FG%	3-PT	3PT%	FT	FT%	REB	AST	TO	BL	ST	PTS
at WKU													
at Vanderbilt													
at Missouri St.													
at Iowa State													
at Iowa													
NC Central													
Tuskegee													
North Alabama													
at Dayton													
Samford													
at Pepperdine													
at UCLA													
at Memphis													
at Texas Tech													
at MVSU													
at UAPB													
Jackson St.													
Alcorn State													
Alabama A&M													
at PVAMU													
at Texas Southern													
vs. B-CU													
Florida A&M													
at Grambling St.													
at Southern													
UAPB													
MVSU													
at Florida A&M													
at B-CU													
at Alabama A&M													
Southern													
Grambling St.													

REED'S CAREER STATISTICS

Opponent	GP-GS	MIN-AVG	FG-A	PCT	3PT-A	PCT	FT-A	PCT	OFF-DEF-TOT	AVG	PF	A	AST/G	TO	BLK	STL	PTS	AVG
2021-22																		
TOTALS																		



23 - ASHTON McCLELLAND

G /// 6-0 /// 153 /// R-SOPHOMORE /// TR
HOUSTON, TX (TEXAS SOUTHERN)

CAREER HIGHS

Points: 9, vs. LeTourneau (12/11/20)
Field Goals: 3, vs. LeTourneau (12/11/20)
Field Goals Attempted: 7, two times
3-Pt Field Goals: 2, at Iowa (11/18/21)
3-Pt Field Goals Attempted: 5, two times
Free Throws: 2, vs. LeTourneau (12/11/20)
Free Throws Attempted: 3, vs. LeTourneau (12/11/20)
Rebounds: 3, at Iowa (11/18/21)
Assists: 1, two times
Steals: 1, vs. MVSU (2/23/21)
Blocks: 0, 23 times
Turnovers: 1, two times
Minutes Played: 18, vs. LeTourneau (12/11/20)

MISCELLANEOUS

	21-22	ASU CAREER
Double-Figure Points	--	--
Double-Figure Rebounds	--	--
Double-Doubles	--	--
5+ Assists	--	--
Led team in Points	--	--
Led team in Rebounds	--	--
Led team in Blocks	--	--
Led team in Assists	--	--

MCCLELLAND NOTEBOOK

- Transfer from Texas Southern.
- Came off the bench in the second half against Iowa (11/18/21) and scored six points on a pair of three-pointers.

2021-22 GAME-BY-GAME

Opponent	MIN	FG	FG%	3-PT	3PT%	FT	FT%	REB	AST	TO	BL	ST	PTS
at WKU													
at Vanderbilt													
at Missouri St.													
at Iowa State													
at Iowa	17	2-7	.286	2-5	.400	0-0	.000	3	1	0	0	1	6
NC Central													
Tuskegee													
North Alabama													
at Dayton													
Samford													
at Pepperdine													
at UCLA													
at Memphis													
at Texas Tech													
at MVSU													
at UAPB													
Jackson St.													
Alcorn State													
Alabama A&M													
at PVAMU													
at Texas Southern													
vs. B-CU													
Florida A&M													
at Grambling St.													
at Southern													
UAPB													
MVSU													
at Florida A&M													
at B-CU													
at Alabama A&M													
Southern													
Grambling St.													

MCCLELLAND'S CAREER STATISTICS

Opponent	GP-GS	MIN-AVG	FG-A	PCT	3PT-A	PCT	FT-A	PCT	OFF-DEF-TOT	AVG	PF	A	AST/G	TO	BLK	STL	PTS	AVG
2019-20 (TSU)	12-0	30-2.5	4-17	.235	3-12	.250	1-2	.500	0-1-1	0,1	2	0	0.0	1	0	2	12	1.0
2020-21 (TSU)	10-0	43-4.3	5-15	.333	2-11	.182	2-3	.667	0-5-5	0.5	5	1	0,1	1	0	2	14	1.4
2021-22	1-0	16-16.0	2-7	.286	2-5	.400	0-0	.000	1-2-3	3.0	2	1	1.0	0	0	1	6	6.0
TOTALS	**23-0**	**89-3.9**	**11-39**	**.282**	**7-28**	**.250**	**3-5**	**.600**	**1-8-9**	**0.4**	**9**	**2**	**0.1**	**2**	**0**	**5**	**32**	**1.4**

24 - ISAIAH RANGE

G /// 6-3 /// 215 /// SOPHOMORE /// TR
CEDAR HILL, TX (TARLETON STATE)

CAREER HIGHS

Points: 21, vs. Cameron (2/8/20)
Field Goals: 10, vs. Cameron (2/8/20)
Field Goals Attempted: 16, vs. Cameron (2/8/20)
3-Pt Field Goals: 2, two times
3-Pt Field Goals Attempted: 6, at WKU (11/9/21)
Free Throws: 6, vs. Western New Mexico (1/18/20)
Free Throws Attempted: 6, vs. W. New Mexico (1/18/20)
Rebounds: 11, vs. St. Edward's (3/6/20)
Assists: 4, vs. Western New Mexico (1/18/20)
Steals: 4, at St. Edward's (1/30/20)
Blocks: 2, vs. Texas A&M-Kingsville (1/2/20)
Turnovers: 6, at Texas A&M-Kingsville (2/13/20)
Minutes Played: 37, vs. Texas A&M-Kingsville (12/21/19)

MISCELLANEOUS

	21-22	ASU CAREER
Double-Figure Points	2	2
Double-Figure Rebounds	1	1
Double-Doubles	1	1
5+ Assists	–	–
Led team in Points	–	–
Led team in Rebounds	–	–
Led team in Blocks	–	–
Led team in Assists	–	–

RANGE NOTEBOOK

- Transfer from Tarleton State.
- Scored 14 points off the bench against WKU (11/9/21) and grabbed four rebounds.
- Recorded his first double-double against Iowa State (11/16/21) with 15 points and 10 rebounds.

2021-22 GAME-BY-GAME

Opponent	MIN	FG	FG%	3-PT	3PT%	FT	FT%	REB	AST	TO	BL	ST	PTS
at WKU	30	6-13	.462	2-6	.333	0-0	.000	4	2	6	1	0	14
at Vanderbilt	19	4-7	.571	1-2	.500	0-0	.000	3	2	2	0	2	9
at Missouri State	31	2-9	.222	1-4	.250	0-0	.000	6	0	6	0	2	5
at Iowa State	29	7-13	.538	0-3	.000	1-4	.250	10	3	5	0	1	15
at Iowa	14	1-2	.500	1-2	.500	0-0	.000	1	1	1	1	0	3
NC Central													
Tuskegee													
North Alabama													
at Dayton													
Samford													
at Pepperdine													
at UCLA													
at Memphis													
at Texas Tech													
at MVSU													
at UAPB													
Jackson St.													
Alcorn State													
Alabama A&M													
at PVAMU													
at Texas Southern													
vs. B-CU													
Florida A&M													
at Grambling St.													
at Southern													
UAPB													
MVSU													
at Florida A&M													
at B-CU													
at Alabama A&M													
Southern													
Grambling St.													

RANGE'S CAREER STATISTICS

Opponent	GP-GS	MIN-AVG	FG-A	PCT	3PT-A	PCT	FT-A	PCT	OFF-DEF-TOT	AVG	PF	A	AST/G	TO	BLK	STL	PTS	AVG
2019-20 (TARL)	30-20	711-23.7	117-237	.494	19-74	.257	28-53	.528	29-84-113	3.8	33	28	0.9	46	5	26	281	9.4
2021-22	5-3	123-24.6	20-44	.455	5-17	.294	1-4	.250	2-22-24	4.8	11	8	1.6	20	2	5	46	9.2
TOTALS	**35-23**	**834-23.8**	**137-281**	**.488**	**24-91**	**.264**	**29-57**	**.509**	**31-106-137**	**3.9**	**44**	**36**	**1.1**	**66**	**7**	**31**	**327**	**9.3**

STATISTICS

2021-22 OVERALL STATISTICS

			Minutes	Total		3-pointers		Free Throws		Rebounds								
##	Player	GP-GS	Tot-Avg	FG-A	FG%	3FG-A	3PT%	FT-FTA	FT%	Off-Def-Tot	Avg	PF	A	TO	Stl	Blk	Pts	Avg
0	Young, Trace	5-5	127-25.4	18-41	.439	7-22	.318	11-13	.846	1-18-19	3.8	10	7	9	3	5	54	10.8
14	McCray, Christian	3-0	33-11.0	13-19	.684	4-6	.667	0-0	.000	2-1-3	1.0	1	1	2	1	0	30	10.0
3	Liddell, Gerald	5-2	122-24.4	18-38	.474	6-11	.545	7-9	.778	2-18-20	4.0	18	9	9	5	1	49	9.8
24	Range, Isaiah	5-3	123-24.6	20-44	.455	5-17	.294	1-4	.250	2-22-24	4.8	11	8	20	5	2	46	9.2
2	O'Neal, Jordan	5-5	113-22.6	18-26	.692	0-0	.000	3-5	.600	6-13-19	3.8	19	2	10	4	7	39	7.8
20	Strawbridge, Kenny	5-5	122-24.4	17-39	.436	0-5	.000	5-9	.556	6-18-14	2.8	8	11	12	4	0	39	7.8
5	Reyna, Juan	5-3	114-22.8	13-30	.433	6-15	.400	6-6	1.000	1-15-16	3.2	10	5	14	1	0	38	7.6
23	McClelland, Ashton	1-0	16-16.0	2-7	.286	2-5	.400	0-0	.000	1-2-3	3.0	2	1	0	1	0	6	6.0
15	Stewart, Kevion	4-0	33-8.3	5-14	.357	3-9	.333	1-2	.500	1-1-2	0.5	3	1	1	1	0	14	3.5
11	Mitchell, Jayme	5-0	46-9.2	4-12	.333	0-4	.000	5-6	.833	1-6-7	1.4	5	3	6	2	1	13	2.6
10	Barber, Michael	5-0	63-12.6	2-6	.333	0-0	.000	8-11	.727	4-12-16	3.2	10	1	5	5	7	12	2.4
4	Clark, E.J.	4-1	41-10.3	2-5	.400	1-3	.333	2-4	.500	0-2-2	0.5	4	1	5	0	0	7	1.8
1	Jackson, DJ	3-1	47-15.7	0-7	.400	0-2	.000	1-2	.500	1-2-3	1.0	8	4	4	2	0	1	0.3
	Total	**5**	**1000**	**132-288**	**.458**	**34-99**	**.343**	**50-71**	**.704**	**42-127-169**	**33.8**	**109**	**54**	**100**	**34**	**23**	**348**	**69.6**
	Opponents		**1000**	**148-334**	**.443**	**43-141**	**.305**	**85-117**	**.726**	**75-124-199**	**39.8**	**70**	**84**	**64**	**48**	**22**	**424**	**84.8**

TEAM STATISTICS	ASU	OPP
SCORING		
Total Points	348	424
Points Per Game	69.6	84.8
Scoring Margin	-15.2	--
SHOOTING		
FG: Made-Attempted	132-288	148-334
FG: Percentage	.458	.443
FG: Per Game	26.4	29.6
3PT: Made-Attempted	34-99	43-141
3PT: Percentage	.343	.305
3PT: Per Game	6.8	8.6
FT: Made-Attempted	50-71	85-117
FT: Percentage	.704	.726
FT: Per Game	10.0	17.0
REBOUNDING		
Total	169	199
Per Game	33.8	39.8
Margin	-6.0	--
ASSISTS		
Total	54	84
Per Game	10.8	16.8
TURNOVERS		
Total	100	64
Per Game	20.0	12.8
Margin	-7.2	--
Assist/Turnover Ratio	0.5	1.3
Points Off Turnovers	14.0	20.8
STEALS		
Total	34	48
Per Game	6.8	9.6
BLOCKS		
Total	23	22
Per Game	4.6	4.4
ATTENDANCE		
Total	0	35461
Per Game	0-0	5-7,092

2021-22 GAME-BY-GAME STATISTICS

Opponent	Date	Score	w/l	fgm/a	pct	3fg/a	pct	ftm/a	pct	off-def-tot	avg	ast	to	blk	stl	pts	avg
Alabama State	11.9.21	74-79	L	28-58	.483	9-22	.409	9-11	.818	8-29-37	37.0	14	23	5	6	74	74.0
at WKU				28-64	.438	6-19	.316	17-30	.567	14-23-37	37.0	13	17	4	9	79	79.0
Alabama State	11.10.21	72-91	L	26-52	.500	6-19	.316	14-17	.824	6-22-28	32.5	7	24	5	8	72	73.0
at Vanderbilt				29-64	.453	8-28	.286	25-33	.758	17-21-38	37.5	17	15	3	11	91	85.0
Alabama State	11.13.21	60-78	L	24-62	.387	4-19	.211	8-12	.667	9-24-33	32.7	6	16	4	7	60	68.7
at Missouri State				27-63	.429	8-30	.267	16-19	.842	13-31-44	39.7	13	14	7	9	78	82.7
Alabama State	11.16.21	60-68	L	25-57	.439	4-15	.267	6-12	.500	12-32-44	35.5	10	23	7	6	60	66.5
at Iowa State				26-70	.371	1-20	.050	15-19	.789	13-23-36	38.8	13	8	6	12	68	79.0
Alabama State	11.18.21	82-108	L	29-59	.492	11-24	.458	13-19	.684	7-20-27	33.8	17	14	2	8	82	69.6
at Iowa State				38-73	.521	20-44	.455	12-16	.750	18-26-44	39.8	28	10	2	7	108	84.8

2021-22 GAME-BY-GAME STATISTICS

ALABAMA STATE GAME HIGHS

Points	82	at Iowa (11/18/2021)
Field Goals Made	29	at Iowa (11/18/2021)
Field Goal Attempts	62	at Missouri State (11/13/2021)
Field Goal Percentage	.500 (26-52)	at Vanderbilt (11/10/2021)
3-Point Field Goals Made	11	at Iowa (11/18/2021)
3-Point Field Goals Attempted	24	at Iowa (11/18/2021)
3-Point Field Goal Percentage	.458 (11-24)	at Iowa (11/18/2021)
Free Throws Made	14	at Vanderbilt (11/10/2021)
Free Throw Attempts	19	at Iowa (11/18/2021)
Free Throw Percentage	.824 (14-17)	at WKU (11/9/2021)
Rebounds	44	at Iowa State (11/16/2021)
Assists	17	at Iowa (11/18/2021)
Steals	8	at Iowa (11/18/2021)
		at Vanderbilt (11/10/2021)
Blocks	7	at Iowa State (11/16/2021
Turnovers	24	at Vanderbilt (11/10/2021)
Fouls	27	at WKU (11/9/2021)

OPPONENT GAME HIGHS

Points	108	Iowa (11/18/2021)
Field Goals Made	38	Iowa (11/18/2021)
Field Goal Attempts	73	Iowa (11/18/2021)
Field Goal Percentage	.521 (38-73)	Iowa (11/18/2021)
3-Point Field Goals Made	20	Iowa (11/18/2021)
3-Point Field Goals Attempted	44	Iowa (11/18/2021)
3-Point Field Goal Percentage	.45.5 (20-44)	Iowa (11/18/2021)
Free Throws Made	25	Vanderbilt (11/10/2021)
Free Throw Attempts	33	Vanderbilt (11/10/2021)
Free Throw Percentage	.842 (16-19)	Missouri State (11/13/2021)
Rebounds	44	Iowa (11/18/2021)
		Missouri State (11/13/2021)
Assists	28	Iowa (11/18/2021)
Steals	12	Iowa State (11/16/2021)
Blocks	7	Missouri State (11/13/2021)
Turnovers	17	WKU (11/9/2021)
Fouls	17	Vanderbilt (11/10/2021)

ALABAMA STATE INDIVIDUAL GAME HIGHS

Points	23	Trace Young at WKU (11/9/2021)
Field Goals Made	9	Trace Young at WKU (11/9/2021)
Field Goal Attempts	16	Trace Young at WKU (11/9/2021)
Field Goal Percentage	.833 (5-6)	Jordan O'Neal at Vanderbilt (11/10/2021)
3-Point Field Goals Made	4	Chrsitian McCray at Iowa (11/18/2021)
3-Point Field Goals Attempted	8	Trace Young at WKU (11/9/2021)
3-Point Field Goal Percentage	1.000 (2-2)	Gerald Liddell at WKU (11/9/2021)
Free Throws Made	6	Juan Reyna at WKU (11/9/2021)
Free Throw Attempts	6	Gerald Liddell at Iowa (11/18/2021)
		Trace Young at Vanderbilt (11/10/2021)
		Juan Reyna at WKU (11/9/2021)
Free Throw Percentage	1.000 (6-6)	Juan Reyna at WKU (11/9/2021)
	1.000 (4-4)	Jayme Mitchell at Vanderbilt (11/10/2021)
Rebounds	10	Michael Barber at Iowa (11/18/2021)
		Isaiah Range at Iowa State (11/16/2021)
Assists	5	Kenny Strawbridge at WKU (11/9/2021)
Steals	3	Gerald Liddell at Missouri State (11/13/2021)
		Michael Barber at WKU (11/9/2021)
Blocks	3	Jordan O'Neal at Iowa State (11/16/2021)
		Michael Barber at Iowa State (11/16/2021)
Turnovers	6	Isaiah Range at Missouri State (11/13/2021)
		Isaiah Range at WKU (11/9/2021)
Fouls	5	Gerald Liddell at Iowa State (11/6/2021)
		DJ Jackson at Vanderbilt (11/10/2021)
		Jordan O'Neal at WKU (11/9/2021)
		Gerald Liddell at WKU (11/9/2021)

OPPONENT INDIVIDUAL GAME HIGHS

Points	31	Isiaih Mosley, Missouri State (11/13/2021)
Field Goals Made	12	Isiaih Mosley, Missouri State (11/13/2021)
Field Goal Attempts	22	Isiaih Mosley, Missouri State (11/13/2021)
Field Goal Percentage	.714 (5-7)	Jaylen Butz, WKU (11/9/2021)
3-Point Field Goals Made	5	Payton Sandfort, Iowa (11/18/2021)
3-Point Field Goals Attempted	12	Payton Sandfort, Iowa (11/18/2021)
3-Point Field Goal Percentage	1.000 (2-2)	Sherman Brashear, WKU (11/9/2021)
Free Throws Made	9	Tyrese Hunter, Iowa State (11/16/2021)
Free Throw Attempts	10	Tyrese Hunter, Iowa State (11/16/2021)
Free Throw Percentage	1.000 (3-3)	Isiaih Mosley, Missouri State (11/13/2021)
Rebounds	14	Gaige Prim, MIssouri State (11/13/2021)
Assists	11	Joe Toussaint, Iowa (11/18/2021)
Steals	4	Scotty Pippen Jr., Vanderbilt (11/10/2021)
Blocks	5	Gaige Prim, Missouri State (11/13/2021)
Turnovers	5	Jairus Hamilton, WKU (11/9/2021)
		Dayvion McKnight, WKU (11/9/2021)
Fouls	4	Tyrese Hunter, Iowa State (11/16/2021)
		Jairus Hamilton, WKU (11/9/2021)

GAME RECAPS

GAME 1
WKU 79, Alabama State 74
November 9, 2021

BOWLING GREEN, Ky. | Trace Young (Owensboro, Ky.) narrowly missed a double-double at E.A. Diddle Arena on Tuesday night, but it wasn't enough to overcome a late Western Kentucky run as the Hilltoppers were able to escape with a 79-74 victory.

Young finished with a game-high 23 points on 56.3 (9-of16) percent shooting from the floor and grabbed nine rebounds in his debut for Alabama State, pacing three players in double figures for the Hornets. Juan Reyna (San Antonio, Texas) added 16 points in his collegiate debut, while Isaiah Range (Cedar Hill, Texas) added 14 points off the bench for the Hornets.

Alabama State (0-1) jumped ahead early and after WKU (1-0) tied the game at 5-all with 16:23 to play in the first half, they led until late in the second half. The Hilltoppers were able to take their first lead of the game with 4:02 remaining on one of their 17 free throws (out of 30 attempts) gave them a 64-63 lead. They were able to push the lead to seven (70-63) with 90 seconds to play before Alabama State trimmed it to four a pair of times.

The Hornets trimmed the lead to 75-72 with 21 seconds remaining on a pair of free throws by Reyna, one of nine (out of 11 attempts) by the Hornets. After WKU was able to extend the lead to 77-72, Alabama State answered with another two free throws by Reyna to get the deficit to 77-74 with nine seconds remaining before the Hilltoppers were able to put it away at the line.

Alabama State finished the night shooting 48.3 (28-of-58) percent from the floor and 40.9 (9-of-22) percent from beyond the arc, while WKU connected on 43.8 (28-of-64) percent from the floor and 31.6 (6-of-19) percent from beyond the arc.

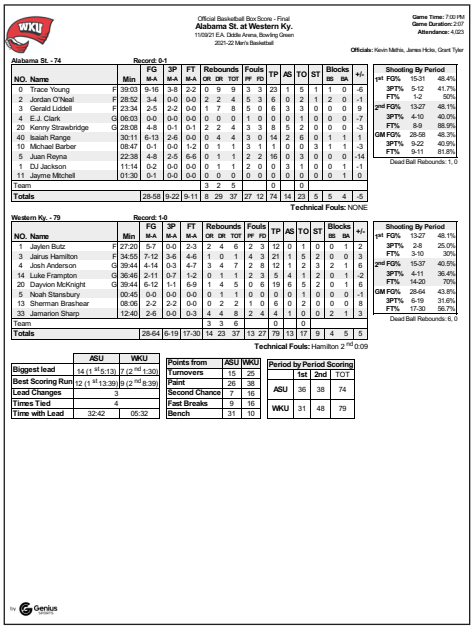

Official Basketball Box Score - Final
Alabama St. at Western Ky.
11/09/21 E.A. Diddle Arena, Bowling Green
2021-22 Men's Basketball

Game Time: 7:00 PM
Game Duration: 2:07
Attendance: 4,003

Officials: Kevin Mathis, James Hicks, Grant Tyler

Alabama St. - 74 Record: 0-1

NO.	Name		Min	FG M-A	3P M-A	FT M-A	Rebounds OR	DR	TOT	Fouls PF	FD	TP	AS	TO	ST	Blocks BS	BA	+/-
0	Trace Young	F	39:03	9-16	3-6	2-2	0	9	9	3	3	23	1	5	1	1	0	-6
2	Jordan O'Neal	F	28:52	3-4	0-0	0-0	2	2	4	5	3	6	0	2	1	2	0	-1
3	Gerald Liddell	F	23:34	2-5	2-2	0-0	1	7	8	5	0	6	3	3	0	0	0	9
4	E.J. Clark	G	06:03	0-0	0-0	0-0	0	0	0	1	0	0	0	1	0	0	0	-7
20	Kenny Strawbridge	G	28:08	4-8	0-1	0-1	2	2	4	3	3	8	5	2	0	0	0	-3
40	Isaiah Range		30:11	6-13	2-6	0-0	0	4	4	3	0	14	2	6	0	1	1	1
10	Michael Barber		08:47	0-1	0-0	1-2	0	1	1	3	1	1	0	0	3	1	1	-3
5	Juan Reyna		22:38	4-8	2-5	6-6	0	1	1	2	2	16	0	3	0	0	0	-14
1	DJ Jackson		11:14	0-2	0-0	0-0	0	1	1	2	0	0	3	1	0	0	1	-1
11	Jayme Mitchell		01:30	0-1	0-0	0-0	0	0	0	0	0	0	0	0	0	0	1	0
Team							3	2	5			0		0				
Totals				28-58	9-22	9-11	8	29	37	27	12	74	14	23	5	5	4	-5

Shooting By Period		
1st FG%	15-31	48.4%
3PT%	5-12	41.7%
FT%	1-2	50%
2nd FG%	13-27	48.1%
3PT%	4-10	40.0%
FT%	8-9	88.9%
GM FG%	28-58	48.3%
3PT%	9-22	40.9%
FT%	9-11	81.8%

Dead Ball Rebounds: 1, 0

Technical Fouls: NONE

Western Ky. - 79 Record: 1-0

NO.	Name		Min	FG M-A	3P M-A	FT M-A	Rebounds OR	DR	TOT	Fouls PF	FD	TP	AS	TO	ST	Blocks BS	BA	+/-
1	Jaylen Butz	F	27:20	5-7	0-0	2-3	2	4	6	2	3	12	0	1	0	0	1	2
3	Jairus Hamilton	F	34:55	7-12	3-6	4-6	1	0	1	4	3	21	1	5	2	0	0	3
4	Josh Anderson	G	39:44	4-14	0-3	4-7	3	4	7	2	8	12	1	2	3	2	1	6
14	Luke Frampton	G	36:46	2-11	0-7	1-2	0	1	1	2	3	5	4	1	2	0	1	-2
20	Dayvion McKnight	F	39:44	6-12	1-1	6-9	1	4	5	0	6	19	6	5	2	0	1	6
5	Noah Stansbury		00:45	0-0	0-0	0-0	0	1	1	0	0	0	0	1	0	0	0	-1
13	Sherman Brashear		08:06	2-2	2-2	0-0	0	2	2	1	0	6	0	2	0	0	0	8
33	Jamarion Sharp		12:40	2-6	0-0	0-3	4	4	8	2	4	4	1	0	0	2	1	3
Team							3	3	6			0		0				
Totals				28-64	6-19	17-30	14	23	37	13	27	79	13	17	9	4	5	5

Shooting By Period		
1st FG%	13-27	48.1%
3PT%	2-8	25.0%
FT%	3-10	30%
2nd FG%	15-37	40.5%
3PT%	4-11	36.4%
FT%	14-20	70%
GM FG%	28-64	43.8%
3PT%	6-19	31.6%
FT%	17-30	56.7%

Dead Ball Rebounds: 6, 0

Technical Fouls: Hamilton 2nd 0:09

	ASU	WKU
Biggest lead	54 (1st 5:13)	7 (2nd 1:30)
Best Scoring Run	12 (1st 13:38)	9 (2nd 8:39)
Lead Changes	3	
Times Tied	4	
Time with Lead	32:42	05:32

Points from	ASU	WKU
Turnovers	15	25
Paint	26	36
Second Chance	7	16
Fast Breaks	9	16
Bench	31	10

Period by Period Scoring	1st	2nd	TOT
ASU	36	38	74
WKU	31	48	79

by Genius SPORTS

GAME 2
Vanderbilt 91, Alabama State 72
November 10, 2021

NASHVILLE, Tenn. | Despite shooting 50 percent from the floor Wednesday night, Alabama State couldn't withstand a pair of runs by Vanderbilt falling to the Commodores 91-72 on Wednesday night.

Alabama State (0-2), playing their second road game in as many days, outshot the Commodores from the floor despite taking eight less shots on the night. The Hornets hit 50 (26-of-52) percent from the floor and 31.6 (6-of-19) percent from beyond the arc.

They also connected on 82.4 (14-of-17) percent from the free throw line, but it was the turnovers and a big first half run that put room between the two teams. Alabama State was forced into 24 turnovers and gave up a 10-0 run early in the first, scored all by Myles Stute to extend the Commodores lead to 22-12 with 10:31 remaining in the first half.

The Hornets battled back but Vanderbilt (1-0) pushed the lead to 15 at the break and Alabama State was unable to recover.

Trace Young (Owensboro, Ky.) led Alabama State with 11 points, while Jordan O'Neal (Mobile, Ala.) and Juan Reyna (San Antonio, Texas) added 10 in the loss. Isaiah Range (Cedar Hill, Texas) added nine off the bench, while Jayme Mitchell (Jackson, Miss.) and Christian McCray (Las Vegas, Nev.) added eight each.

Jordan Wright led Vanderbilt with 16 points, while Jamaine Mann recorded a double-double with 15 points and 10 rebounds. Scotty Pippen, Jr. added 15 and Stute 13 in the win. Vanderbilt finished the night shooting 45.3 (29-of-64) percent from the floor and 28.6 (8-of-28) percent from beyond the arc.

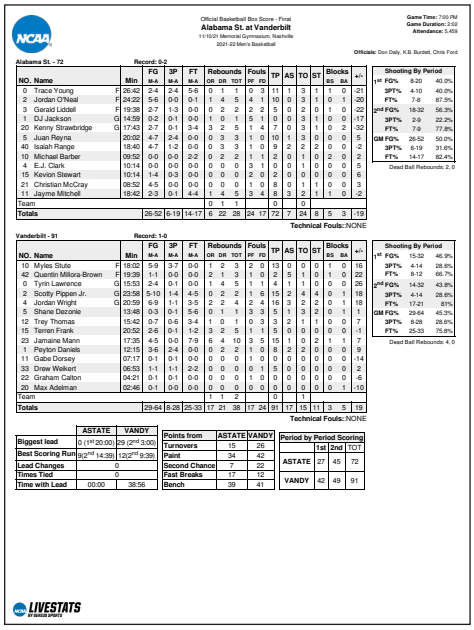

Official Basketball Box Score - Final
Alabama St. at Vanderbilt
11/10/21 Memorial Gymnasium, Nashville
2021-22 Men's Basketball

Game Time: 7:00 PM
Game Duration: 2:02
Attendance: 5,459

Officials: Don Daily, K.B. Burdett, Chris Ford

Alabama St. - 72 Record: 0-2

NO.	Name		Min	FG M-A	3P M-A	FT M-A	Rebounds OR	DR	TOT	Fouls PF	FD	TP	AS	TO	ST	Blocks BS	BA	+/-
0	Trace Young	F	26:42	2-4	2-4	5-6	0	1	1	0	3	11	1	3	1	1	0	21
2	Jordan O'Neal	F	24:22	5-6	0-0	0-1	1	4	5	4	1	10	0	3	1	0	1	-20
3	Gerald Liddell	F	19:38	2-7	1-3	0-0	0	2	2	2	2	5	0	2	0	1	0	-22
1	DJ Jackson	G	14:59	0-2	0-1	0-0	1	0	1	5	1	0	0	3	1	0	0	-17
20	Kenny Strawbridge	G	17:43	2-7	0-1	3-4	3	2	5	1	4	7	0	3	1	0	2	-32
5	Juan Reyna		20:02	4-7	2-4	0-0	0	3	3	1	0	10	1	3	0	0	0	5
40	Isaiah Range		18:40	4-7	1-2	0-0	0	3	3	1	0	9	2	2	0	0	0	-2
10	Michael Barber		09:52	0-0	0-0	2-2	0	2	2	1	1	2	0	1	0	2	0	2
4	E.J. Clark		10:14	0-0	0-0	0-0	0	0	0	3	1	0	0	1	0	0	0	5
15	Kevion Stewart		10:14	1-4	0-3	0-0	0	0	0	2	0	2	0	0	0	0	0	6
21	Christian McCray		08:52	4-5	0-0	0-0	0	0	0	1	0	8	0	1	1	0	0	3
11	Jayme Mitchell		18:42	2-3	0-1	4-4	1	4	5	3	4	8	3	2	1	1	0	-2
Team							0	1	1			0		0				
Totals				26-52	6-19	14-17	6	22	28	24	17	72	7	24	8	5	3	-19

Shooting By Period		
1st FG%	8-20	40.0%
3PT%	4-10	40.0%
FT%	7-8	87.5%
2nd FG%	18-32	56.3%
3PT%	2-9	22.2%
FT%	7-9	77.8%
GM FG%	26-52	50.0%
3PT%	6-19	31.6%
FT%	14-17	82.4%

Dead Ball Rebounds: 2, 0

Technical Fouls: NONE

Vanderbilt - 91 Record: 1-0

NO.	Name		Min	FG M-A	3P M-A	FT M-A	Rebounds OR	DR	TOT	Fouls PF	FD	TP	AS	TO	ST	Blocks BS	BA	+/-
10	Myles Stute	F	18:02	5-9	3-7	0-0	1	2	3	2	0	13	0	0	0	1	0	16
42	Quentin Millora-Brown	F	19:39	1-1	0-0	0-0	2	1	3	1	0	2	5	1	0	1	0	22
0	Tyrin Lawrence	G	15:53	2-4	0-0	1-4	0	1	1	4	1	5	1	1	0	0	0	26
2	Scotty Pippen Jr.	G	23:58	5-10	1-4	4-5	0	2	2	1	6	15	2	4	4	0	1	18
4	Jordan Wright	G	20:59	6-9	1-1	3-5	2	2	4	2	4	16	3	2	2	0	1	18
5	Shane Dezonie		13:48	0-3	0-1	5-6	0	1	1	3	3	5	1	3	2	0	1	1
12	Trey Thomas		15:42	0-7	0-6	3-4	1	0	1	0	3	3	2	1	1	0	0	7
15	Terren Frank		20:52	2-6	0-1	1-2	3	2	5	1	1	5	0	0	0	0	0	-1
23	Jamaine Mann		17:35	4-5	0-0	7-9	6	4	10	3	5	15	1	0	2	1	1	7
1	Peyton Daniels		12:15	3-6	2-4	0-0	0	2	2	1	0	8	2	2	0	0	0	9
11	Gabe Dorsey		07:17	0-1	0-1	0-0	0	0	0	1	0	0	0	0	0	0	0	-14
33	Drew Wolkert		06:53	1-1	1-1	2-2	0	0	0	0	1	5	0	0	0	0	0	2
22	Graham Calton		04:21	0-1	0-1	0-0	0	0	0	1	0	0	0	0	0	0	0	-6
20	Max Adelman		02:46	0-1	0-0	0-0	0	0	0	0	0	0	0	0	0	0	1	-10
Team							1	1	2			0		1				
Totals				29-64	8-28	25-33	17	21	38	17	24	91	17	15	11	3	5	19

Shooting By Period		
1st FG%	15-32	46.9%
3PT%	4-14	28.6%
FT%	8-12	66.7%
2nd FG%	14-32	43.8%
3PT%	4-14	28.6%
FT%	17-21	81%
GM FG%	29-64	45.3%
3PT%	8-28	28.6%
FT%	25-33	75.8%

Dead Ball Rebounds: 4, 0

Technical Fouls: NONE

	ASTATE	VANDY
Biggest lead	0 (1st 20:00)	29 (2nd 3:00)
Best Scoring Run	9(2nd 14:39)	12(2nd 9:39)
Lead Changes	0	
Times Tied	0	
Time with Lead	00:00	38:56

Points from	ASTATE	VANDY
Turnovers	15	26
Paint	34	42
Second Chance	7	22
Fast Breaks	17	12
Bench	39	41

Period by Period Scoring	1st	2nd	TOT
ASTATE	27	45	72
VANDY	42	49	91

LIVESTATS BY GENIUS SPORTS

GAME 3
Missouri State 78, Alabama State 60
November 13, 2021

SPRINGFIELD, Mo. | Gerald Liddell (Cibolo. Texas) led four players in double figures for Alabama State as the Hornets dropped their third consecutive road game to open the season, falling to Missouri State 78-60 at JQH Arena on Saturday night.

Liddell finished the night 14 points on 6-of-13 shooting from the floor and picked up three steals, while Kenny Strawbridge (Rockford, Ill.) finished with 12 points on 5-of-10 shooting from the floor with a pair of blocked shots. Jordan O'Neal (Mobile, Ala.) chipped in with 11 points and a pair of blocked shots.

Juan Reyna (San Antonio, Texas) scored in double figures for the third consecutive game, adding 10 points with a pair of three-pointers for the Hornets who finished the night shooting 38.7 (24-of-62) percent from the floor. They also shot 21.1 (4-of-19) percent from beyond the arc and 66.7 (8-fo-12) percent from the free throw line.

Meanwhile, Isiaih Mosley led Missouri State (1-1) with 31 points on 12-of-22 shooting from the floor, while Gaige Prim finished with a double-double scoring 11 points and grabbing 14 rebounds.

Missouri State shot 42.9 (27-of-63) percent from the floor and 26.7 (8-of-30) percent from beyond the arc, while also shooting 84.2 (16-of-19) percent from the free throw line.

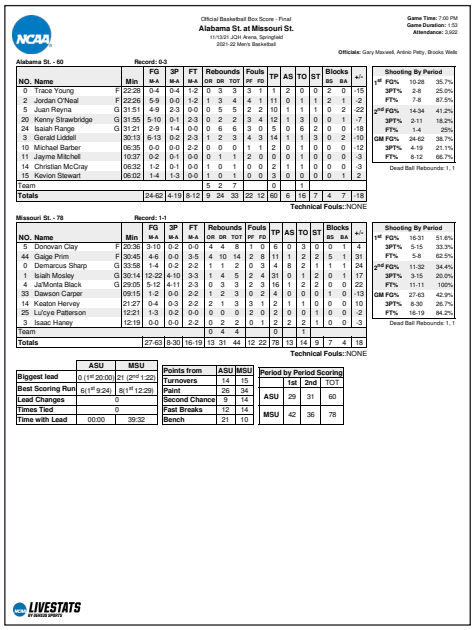

Official Basketball Box Score - Final
Alabama St. at Missouri St.
11/13/21 JQH Arena, Springfield
2021-22 Men's Basketball

Game Time: 7:00 PM
Game Duration: 1:53
Attendance: 3,002

Officials: Gary Maxwell, Antonio Petty, Brooks Wells

Alabama St. - 60 Record: 0-3

NO.	Name		Min	FG M-A	3P M-A	FT M-A	Rebounds OR	DR	TOT	Fouls PF	FD	TP	AS	TO	ST	Blocks BS	BA	+/-
0	Trace Young	F	22:28	0-4	0-4	1-2	0	3	3	3	1	1	1	2	0	0	2	0	-15
2	Jordan O'Neal	F	22:26	5-9	0-0	1-2	1	3	4	4	1	11	0	1	1	2	1	-2
5	Juan Reyna	G	31:51	4-9	2-3	0-0	0	5	5	2	2	10	1	1	1	0	2	-22
20	Kenny Strawbridge	G	31:55	5-10	0-1	2-3	0	2	2	3	4	12	1	3	0	0	1	-7
24	Isaiah Range	G	31:21	2-9	1-4	0-0	0	6	6	3	0	5	0	6	2	0	0	18
3	Gerald Liddell		30:13	6-13	0-2	2-3	1	2	3	4	3	14	1	1	3	0	2	-10
10	Michael Barber		06:35	0-0	0-0	2-2	0	0	0	1	1	2	0	1	0	0	0	-12
11	Jayme Mitchell		10:37	0-2	0-1	0-0	0	1	1	2	0	0	0	1	0	0	0	-3
14	Christian McCray		06:32	1-2	0-1	0-0	1	0	1	0	0	2	1	1	0	0	0	-3
15	Kevion Stewart		06:02	1-4	1-3	0-0	1	0	1	0	0	3	0	0	0	0	1	2
Team							5	2	7			0		1				
Totals				24-62	4-19	8-12	9	24	33	22	12	60	6	16	7	4	7	-18

Shooting By Period		
1st FG%	10-28	35.7%
3PT%	2-8	25.0%
FT%	7-8	87.5%
2nd FG%	14-34	41.2%
3PT%	2-11	18.2%
FT%	1-4	25%
GM FG%	24-62	38.7%
3PT%	4-19	21.1%
FT%	8-12	66.7%

Dead Ball Rebounds: 1, 1

Technical Fouls: NONE

Missouri St. - 78 Record: 1-1

NO.	Name		Min	FG M-A	3P M-A	FT M-A	Rebounds OR	DR	TOT	Fouls PF	FD	TP	AS	TO	ST	Blocks BS	BA	+/-
5	Donovan Clay	F	20:36	3-10	0-2	0-0	4	4	8	1	0	6	0	3	0	0	1	4
44	Gaige Prim	F	30:45	4-6	0-0	3-5	4	10	14	2	8	11	1	2	2	5	1	31
0	Demarcus Sharp	G	33:58	1-4	0-2	2-2	1	1	2	0	3	4	8	2	1	1	1	24
1	Isiah Mosley	G	30:14	12-22	4-10	3-3	1	4	5	2	4	31	0	1	2	0	1	17
4	JaMonta Black	G	29:05	5-12	4-11	2-3	0	3	3	2	3	16	1	2	2	0	0	22
33	Dawson Carper		09:15	1-2	0-0	2-2	1	2	3	0	2	4	0	0	0	0	1	-13
14	Keaton Hervey		21:27	0-4	0-3	2-2	2	1	3	3	1	2	1	1	0	0	0	10
25	Lu'cye Patterson		12:21	1-3	0-2	0-0	0	0	0	2	0	2	0	2	0	1	0	-2
3	Isaac Haney		12:19	0-0	0-0	2-2	0	2	2	0	1	2	2	2	1	0	0	-3
Team							0	4	4			0		1				
Totals				27-63	8-30	16-19	13	31	44	12	22	78	13	14	8	7	4	18

Shooting By Period		
1st FG%	16-31	51.6%
3PT%	5-15	33.3%
FT%	5-8	62.5%
2nd FG%	11-32	34.4%
3PT%	3-15	20.0%
FT%	11-11	100%
GM FG%	27-63	42.9%
3PT%	8-30	26.7%
FT%	16-19	84.2%

Dead Ball Rebounds: 1, 1

Technical Fouls: NONE

	ASU	MSU
Biggest lead	14	15
Best Scoring Run	6(1st 9:24)	8(1st 12:29)
Lead Changes	0	
Times Tied	0	
Time with Lead	39:32	

Points from	ASU	MSU
Turnovers	14	15
Paint	26	34
Second Chance	9	14
Fast Breaks	12	14
Bench	21	10

Period by Period Scoring	1st	2nd	TOT
ASU	29	31	60
MSU	42	36	78

LIVESTATS BY GENIUS SPORTS

GAME RECAPS

GAME 4
Iowa State 68, Alabama State 60
November 16, 2021

AMES, Iowa | Despite being down by double figures in the second half, Alabama State fought back to get to within three on the road in a hostile environment before falling to Iowa State 68-60 at the Hilton Coliseum on Tuesday night.

The two teams battled throughout the first half and into the second half before Iowa State (3-0) was able to go on a run to take a 14-point lead with 10:11 to play in the game. Alabama State (0-4) went on a 16-5 run over the next six minutes to pull to within 56-53 on a Trace Young (Owensboro, Ky.) jumper.

The Hornets had a pair of chances to tie the game in the final three minutes but couldn't convert and turned the ball over three times which allowed Iowa State to pull away down the stretch.

Isaiah Range (Cedar Hill, Texas) recorded his first double-double on the night with 15 points and 10 rebounds, while connecting on 7-of-13 from the floor. Jordan O'Neal (Mobile, Ala.) added 12 points and six rebounds, while Young added nine points and six rebounds in the loss.

The Hornets ended the night shooting 43.9 (25-of-57) percent from the floor and 26.7 (4-of-15) percent from beyond the arc. They also converted on 50 (6-of-12) percent from the free throw line, while grabbing 44 rebounds.

Meanwhile, Iowa State shot 37.1 (26-of-70) percent from the floor and were held to just 5.0 (1-of-20) percent shooting from beyond the arc. They also shot 78.9 (15-of-19) percent from the free throw line, while forcing Alabama State into 23 turnovers.

Izaiah Brockington led the Cyclones with a game-high 23 points and grabbed 13 rebounds, while Tyrese Hunter added

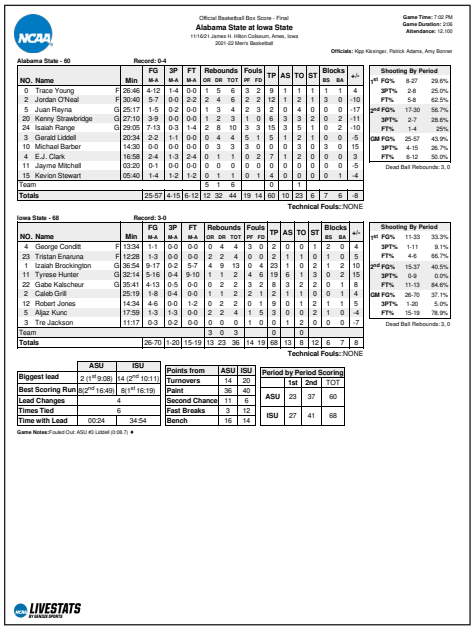

Official Basketball Box Score - Final
Alabama State at Iowa State
11/16/21 James H. Hilton Coliseum, Ames, Iowa
2021-22 Men's Basketball

Game Time: 7:02 PM
Game Duration: 2:06
Attendance: 12,100

Officials: Kipp Kissinger, Patrick Adams, Amy Bonner

Alabama State - 60 Record: 0-4

NO.	Name		Min	FG M-A	3P M-A	FT M-A	Rebounds OR	DR	TOT	Fouls PF	FD	TP	AS	TO	ST	Blocks BS	BA	+/-
0	Trace Young	F	26:46	4-12	1-4	0-0	1	5	6	3	2	9	1	1	1	1	1	4
2	Jordan O'Neal	F	30:40	5-7	0-0	2-2	2	4	6	2	2	12	1	2	1	3	0	-10
5	Juan Reyna	G	25:17	1-5	0-2	0-0	1	3	4	2	3	2	0	4	0	0	0	-17
20	Kenny Strawbridge	G	27:10	3-9	0-0	0-0	1	2	3	1	0	6	3	3	2	0	2	-11
24	Isaiah Range	G	29:05	7-13	0-3	1-4	2	8	10	3	3	15	3	5	1	0	2	-10
3	Gerald Liddell		20:34	2-2	1-1	0-0	0	4	4	5	1	5	1	2	1	0	0	-5
10	Michael Barber		14:30	0-0	0-0	0-0	0	3	3	3	0	0	0	3	0	3	0	15
4	E.J. Clark		16:58	2-4	1-3	2-4	0	1	1	0	2	7	1	2	0	0	0	3
11	Jayme Mitchell		03:20	0-1	0-0	0-0	0	0	0	0	0	0	0	0	0	0	0	-5
15	Kevion Stewart		05:40	1-4	1-2	1-2	0	1	1	0	1	4	0	0	0	0	1	-4
Team							5	1	6			0		1				
Totals				25-57	4-15	6-12	12	32	44	19	14	60	10	23	6	7	6	-8

Technical Fouls: NONE

Shooting By Period	
1st FG%	8-27 29.6%
3PT%	2-8 25.0%
FT%	5-8 62.5%
2nd FG%	17-30 56.7%
3PT%	2-7 28.6%
FT%	1-4 25%
GM FG%	25-57 43.9%
3PT%	4-15 26.7%
FT%	6-12 50.0%

Dead Ball Rebounds: 3, 0

Iowa State - 68 Record: 3-0

NO.	Name		Min	FG M-A	3P M-A	FT M-A	Rebounds OR	DR	TOT	Fouls PF	FD	TP	AS	TO	ST	Blocks BS	BA	+/-
4	George Conditt	F	13:34	1-1	0-0	0-0	0	4	4	3	0	2	0	0	1	2	0	4
23	Tristan Enaruna	F	12:28	1-3	0-0	0-0	2	2	4	0	0	2	1	1	0	1	0	5
1	Izaiah Brockington	G	36:54	9-17	0-2	5-7	4	9	13	0	4	23	1	0	2	1	2	10
11	Tyrese Hunter	G	32:14	5-16	0-4	9-10	1	1	2	4	6	19	6	1	3	0	2	15
22	Gabe Kalscheur	G	35:41	4-13	0-5	0-0	0	2	2	3	2	8	3	2	2	0	1	8
2	Caleb Grill		25:19	1-8	0-4	0-0	1	1	2	2	1	2	1	1	0	0	1	4
12	Robert Jones		14:34	4-6	0-0	1-2	0	2	2	0	1	9	0	1	2	1	1	5
5	Aljaz Kunc		17:59	1-3	1-3	0-0	2	2	4	1	5	3	0	0	2	1	0	-4
3	Tre Jackson		11:17	0-3	0-2	0-0	0	0	0	1	0	0	1	2	0	0	0	-7
Team							3	0	3			0		0				
Totals				26-70	1-20	15-19	13	23	36	14	19	68	13	8	12	6	7	9

Technical Fouls: NONE

Shooting By Period	
1st FG%	11-33 33.3%
3PT%	1-11 9.1%
FT%	4-6 66.7%
2nd FG%	15-37 40.5%
3PT%	0-9 0.0%
FT%	11-13 84.6%
GM FG%	26-70 37.1%
3PT%	1-20 5.0%
FT%	15-19 78.9%

Dead Ball Rebounds: 3, 0

	ASU	ISU
Biggest lead	2 (1st @ 0:08)	14 (2nd @ 10:11)
Best Scoring Run	8 (2nd @ 16:49)	8 (1st @ 16:19)
Lead Changes	4	
Times Tied	6	
Time with Lead	00:24	34:54

Points from	ASU	ISU
Turnovers	14	20
Paint	36	40
Second Chance	11	6
Fast Breaks	3	12
Bench	16	14

Period by Period Scoring	1st	2nd	TOT
ASU	23	37	60
ISU	27	41	68

Game Notes: Fouled Out: ASU #3 Liddell (0:08.7) ●

LIVESTATS BY STATS PERFORM

GAME 5
Iowa 108, Alabama State 82
November 18, 2021

IOWA CITY, Iowa | Christian McCray (Las Vegas, Nev.) led three players in double figures on Thursday night, but it wasn't enough as Iowa set a school record for three-pointers in defeating the Hornets 108-82 at Carver-Hawkeye Arena.

The game was the final game of a five-game, 10-day road trip for Alabama State (0-5).

McCray came off the bench to score a career-high 20 points in just 16 minutes of action, hitting 8-of-12 shots from the floor including 4-of-5 from beyond the arc. He was joined in double figures by Gerald Liddell (Cibolo, Texas) who finished with 19 points on 6-of-11 shooting from the floor.

The two were part of a group that outscored Iowa (4-0) 63-51 off the bench.

Michael Barber (Jackson, Miss.) added seven points and ten rebounds off the bench, while Ashton McClelland (Houston, Texas) added six on a pair of three-pointers. Trace Young (Owensboro, Ky.) added 10 points for the Hornets who outscored Iowa in the second half.

Alabama State shot 49.2 (29-of-59) percent from the floor and 45.8 (11-of-24) percent from beyond the arc. They also connected on 68.4 (13-of-19) percent from the free throw line. Meanwhile, the Hawkeyes shot 52.1 (38-of-73) percent from the floor and 45.5 (20-of-44) percent from beyond the arc. They also shot 75 (12-of-16) percent from the free throw line.

Keegan Murry led Iowa with 26 points and Payton Sandfort added 21. Jordan Bohannon added 12 (all on three-pointers) and became the all-time leader in three-pointers made in Big Ten history.

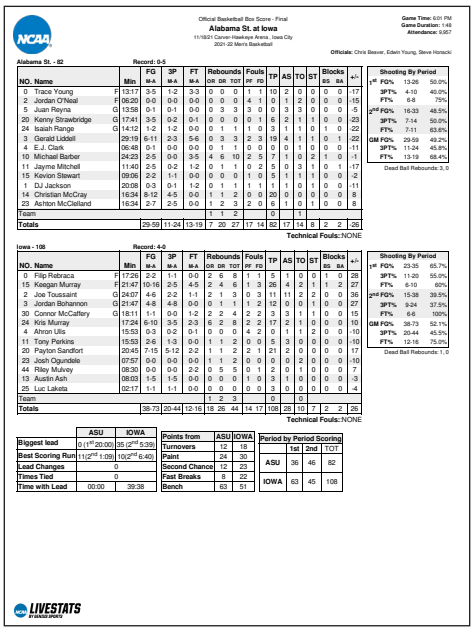

Official Basketball Box Score - Final
Alabama St. at Iowa
11/18/21 Carver-Hawkeye Arena , Iowa City
2021-22 Men's Basketball

Game Time: 6:01 PM
Game Duration: 1:48
Attendance: 9,957

Officials: Chris Beaver, Edwin Young, Steve Horacki

Alabama St. - 82 Record: 0-5

NO.	Name		Min	FG M-A	3P M-A	FT M-A	Rebounds OR	DR	TOT	Fouls PF	FD	TP	AS	TO	ST	Blocks BS	BA	+/-
0	Trace Young	F	13:17	3-5	1-2	3-3	0	0	0	1	1	10	2	0	0	0	0	-17
2	Jordan O'Neal	F	06:20	0-0	0-0	0-0	0	0	0	4	1	0	1	2	0	0	0	-15
5	Juan Reyna	G	13:58	0-1	0-1	0-0	0	3	3	3	0	0	3	3	0	0	0	-5
20	Kenny Strawbridge	G	17:41	3-5	0-2	0-1	0	0	0	0	1	6	2	1	1	0	0	-23
24	Isaiah Range	G	14:12	1-2	1-2	0-0	0	1	1	1	0	3	1	1	0	1	0	-22
3	Gerald Liddell		29:19	6-11	2-3	5-6	0	3	3	2	3	19	4	1	1	0	1	-22
4	E.J. Clark		06:48	0-1	0-0	0-0	0	1	1	0	0	0	0	1	0	0	0	-11
10	Michael Barber		24:23	2-5	0-0	3-5	4	6	10	2	5	7	1	0	2	1	0	-1
11	Jayme Mitchell		11:40	2-5	0-2	1-2	0	1	1	0	2	5	0	3	1	0	1	-17
15	Kevion Stewart		09:06	2-2	1-1	0-0	0	0	0	1	0	5	1	1	1	0	0	-2
1	DJ Jackson		20:08	0-3	0-1	1-2	0	1	1	1	1	1	1	0	1	0	0	-11
14	Christian McCray		16:34	8-12	4-5	0-0	1	1	2	0	0	20	0	0	0	0	0	8
23	Ashton McClelland		16:34	2-7	2-5	0-0	1	2	3	2	0	6	1	0	1	0	0	8
Team							1	1	2			0		1				
Totals				29-59	11-24	13-19	7	20	27	17	14	82	17	14	8	2	2	-26

Technical Fouls: NONE

Shooting By Period	
1st FG%	13-26 50.0%
3PT%	4-10 40.0%
FT%	6-8 75%
2nd FG%	16-33 48.5%
3PT%	7-14 50.0%
FT%	7-11 63.6%
GM FG%	29-59 49.2%
3PT%	11-24 45.8%
FT%	13-19 68.4%

Dead Ball Rebounds: 3, 0

Iowa - 108 Record: 4-0

NO.	Name		Min	FG M-A	3P M-A	FT M-A	Rebounds OR	DR	TOT	Fouls PF	FD	TP	AS	TO	ST	Blocks BS	BA	+/-
0	Filip Rebraca	F	17:26	2-2	1-1	0-0	2	6	8	1	1	5	1	0	0	1	0	28
15	Keegan Murray	F	21:47	10-16	2-5	4-5	2	4	6	1	3	26	4	2	1	1	2	27
2	Joe Toussaint	G	24:07	4-6	2-2	1-1	2	1	3	0	3	11	11	2	2	0	0	36
3	Jordan Bohannon	G	21:47	4-8	4-8	0-0	0	1	1	1	2	12	0	0	1	0	0	27
30	Connor McCaffery	G	18:11	1-1	0-0	1-2	2	2	4	2	2	3	3	1	1	0	0	15
24	Kris Murray		17:24	6-10	3-5	2-3	6	2	8	2	2	17	2	1	0	0	0	10
4	Ahron Ulis		15:53	0-3	0-2	0-1	0	0	0	4	2	0	1	1	2	0	0	-10
11	Tony Perkins		15:53	2-6	1-3	0-0	1	1	2	0	0	5	3	0	0	0	0	-10
20	Payton Sandfort		20:45	7-15	5-12	2-2	1	1	2	2	1	21	2	0	0	0	0	17
23	Josh Ogundele		07:57	0-0	0-0	0-0	1	1	2	0	0	0	0	2	0	0	0	-10
44	Riley Mulvey		08:30	0-0	0-0	2-2	0	5	5	0	1	2	0	1	0	0	0	7
13	Austin Ash		08:03	1-5	1-5	0-0	0	0	0	1	0	3	1	0	0	0	0	-3
25	Luc Laketa		02:17	1-1	1-1	0-0	0	0	0	0	0	3	0	0	0	0	0	4
Team							0	1	1			0		0				
Totals				38-73	20-44	12-16	18	26	44	14	17	108	28	10	7	2	2	26

Technical Fouls: NONE

Shooting By Period	
1st FG%	23-35 65.7%
3PT%	11-20 55.0%
FT%	6-10 60%
2nd FG%	15-38 39.5%
3PT%	9-24 37.5%
FT%	6-6 100%
GM FG%	38-73 52.1%
3PT%	20-44 45.5%
FT%	12-16 75.0%

Dead Ball Rebounds: 1, 0

	ASU	IOWA
Biggest lead	0 (1st @ 20:00)	35 (2nd @ 5:39)
Best Scoring Run	11 (2nd @ 1:09)	10 (2nd @ 6:40)
Lead Changes	0	
Times Tied	0	
Time with Lead	00:00	39:38

Points from	ASU	IOWA
Turnovers	12	18
Paint	24	30
Second Chance	12	23
Fast Breaks	8	22
Bench	63	51

Period by Period Scoring	1st	2nd	TOT
ASU	36	46	82
IOWA	63	45	108

LIVESTATS BY STATS PERFORM

RADIO / TELEVISION ROSTER



0 ● TRACE YOUNG
F ● 6-8 ● 83 ● Jr. - JC
Owensboro, Kentucky

1 ● DJ JACKSON
G ● 6-1 ● 165 ● Fr. - 1L
San Bernardino, California

2 ● JORDAN O'NEAL
F ● 6-7 ● 197 ● So. - 1L
Mobile, Alabama

3 ● GERALD LIDDELL
F ● 6-8 ● 203 ● Jr. - TR
Cibolo, Texas

4 ● E.J. CLARK
G ● 5-11 ● 165 ● Jr. - 1L
Dallas, Texas

5 ● JUAN REYNA
G ● 6-2 ● 182 ● Fr. - HS
San Antionio, Texas

10 ● MICHAEL BARBER
F ● 6-8 ● 212 ● So. - JC
Jackson, Mississippi

11 ● JAYME MITCHELL
G ● 6-5 ● 187 ● Fr. - HS
Jackson, Mississippi



12 ● MALIK SMILEY
G ● 6-4 ● 165 ● R-Fr. - 1L
Birmingham, Alabama

13 ● KAREEM CLARK
G ● 6-3 ● 191 ● Jr. - JC
Sacramento, California

15 ● KEVION STEWART
G ● 6-3 ● 183 ● Sr. - 2L
Memphis, Tennessee

20 ● KENNY STRAWBRIDGE
G ● 6-6 ● 202 ● R-So. - 1L
Rockford, Illinois

21 ● CHRISTIAN MCCRAY
G ● 6-6 ● 171 ● Jr. - TR
Las Vegas, Nevada

22 ● DARRELL REED
F ● 6-8 ● 211 ● Fr. - HS
Hammond, Indiana

23 ● ASHTON MCCLELLAND
G ● 6-0 ● 153 ● R-So. - TR
Houston, Texas

40 ● ISAIAH RANGE
G ● 6-3 ● 215 ● So. - TR
Cedar Hill, Texas

MO WILLIAMS
Head Coach
Second Season

TREY JOHNSON
Associate Head Coach
Second Season

TYRONE LEVETT
Assistant Coach
Fourth Season

KEITH WILLIAMS
Assistant Coach
Second Season