



ALABAMA STATE BASKETBALL

2001, 2004, 2009, 2011 SWAC CHAMPIONS | 7 NCAA POSTSEASONS



GAME 5

NR/NR **ALABAMA STATE** (0-4, 0-0 SWAC) VS. RV/RV **IOWA** (3-0, 0-0 BIG TEN)

November 18, 2021 /// 6:00 pm /// Watch: Big Ten Network

Iowa City, Iowa /// Carver-Hawkeye Arena (15,056) /// Social Media: @BamaStateMBB | @BamaStateSports /// #STATEofMind

MEDIA INFORMATION

TV: Big Ten Network

Talent: Kevin Kugler (pxp), Jess Settles (analysis)

MBB Social Media: @BamaStateMBB | #STATEofMind

Athletics Social Media: @BamaStateSports | #STATEofMind

All-Time Series: Iowa leads series, 3-0

Montgomery: ---

Iowa City: 0-3

Neutral: ---

Williams' Era: 0-0

First Meeting: November 30, 2001

Last Meeting: November 21, 2018

Result: Iowa def. Alabama State, 105-78

2021-22 SCHEDULE & RESULTS

| DATE | ASU | OPP | OPPONENT | TV | TIME |
|------|-----|-------|----------------------|-------|-----------|
| N4 | - | - | MOBILE^ | | W, 72-47 |
| N9 | - | - | at WKU | ESPN3 | L, 74-79 |
| N10 | - | - | at Vanderbilt | SECN+ | L, 72-91 |
| N13 | - | - | at Missouri State | ESPN3 | L, 60-78 |
| N16 | - | - | at Iowa State | ESPN3 | L, 60-68 |
| N18 | - | RV/RV | at Iowa | B10N | 6 pm |
| N20 | - | - | NC CENTRAL | | 7 pm |
| N22 | - | - | TUSKEGEE | | 7 pm |
| N28 | - | - | NORTH ALABAMA | | 3:30 pm |
| D1 | - | - | at Dayton | ESPN+ | 7 pm |
| D8 | - | - | SAMFORD | | 6 pm |
| D11 | - | - | at Pepperdine | | 3 pm (PT) |
| D15 | - | 2/2 | at UCLA | PAC12 | 8 pm (PT) |
| D21 | - | 12/16 | at Memphis | ESPN+ | 7 pm |
| D28 | - | RV/RV | at Texas Tech | | TBA |
| J3 | - | - | at MVSU* | | TBA |
| J5 | - | - | at UAPB* | | TBA |
| J8 | - | - | JACKSON STATE* | | 4:30 pm |
| J10 | - | - | ALCORN STATE* | | 8 pm |
| J15 | - | - | ALABAMA A&M* | | 4:30 pm |
| J22 | - | - | at PVAMU* | | TBA |
| J24 | - | - | at Texas Southern* | | TBA |
| J29 | - | - | vs. Bethune-Cookman* | | TBA |
| J31 | - | - | FLORIDA A&M* | | 8 pm |
| F5 | - | - | at Grambling State* | | TBA |
| F7 | - | - | at Southern* | | TBA |
| F12 | - | - | UAPB* | | 4:30 pm |
| F14 | - | - | MVSU* | | 8 pm |
| F19 | - | - | at Florida A&M* | | TBA |
| F21 | - | - | at Bethune-Cookman* | | 8 pm |
| F26 | - | - | at Alabama A&M* | | TBA |
| M3 | - | - | SOUTHERN* | | 8 pm |
| M5 | - | - | GRAMBLING STATE* | | 4:30 pm |

SCHEDULE KEY
* - SWAC Game
^ - Exhibition Game

STORY LINES

- Alabama State and Iowa have met three times previous to this meeting, with the Hawkeyes winning all three meetings (taking place in Iowa). In two of the three previous meetings, Iowa has been ranked in the top 25 - ranked No. 7 in 2001 and then No. 20 in their last meeting in 2018.
- The game will be the only game this season that Alabama State plays against an opponent from the Big Ten.
- Tonight's game will be the fifth consecutive road game for the Hornets, with the first four being shown on the ESPN platform on either ESPN3, ESPN+, or the SEC Network. Tonight's game will be broadcast on the Big Ten Network.
- Alabama State returns five players who saw significant playing time in 2021-22 including Second Team All-SWAC Preseason pick **Kenny Strawbridge** (Rockford, Ill.) who returns as the team's leading scorer.
- Several newcomers come to Alabama State this season with Division I experience including Young (Wyoming), **Gerald Liddell** (Texas), **Isaiah Range** (Tarleton State), **Michael Barber** (Howard), and **Ashton McClelland** (Texas Southern).
- The Hornets were picked to finish eighth in the preseason poll on a vote from the league's head coaches and sports information directors with 125 total votes. They were just behind Alcorn State (128) in seventh and Florida A&M (138) in sixth. The top five included Texas Southern (237), Prairie View A&M (204), Jackson State (202), Grambling State (168), and Southern (167).
- Alabama State has a strong Jackson connection with coaches **Mo Williams** and **Trey Johnson**. But it doesn't stop there as Director of Operations **Dana Johnson** is a Tiger alum, and two players have ties - **Michael Barber** and **Jayme Mitchell**. It is the second season for Williams and Johnson leading the Alabama State program.
- Alabama State last made the NCAA Tournament in 2011, losing to UTSA in the opening round. They also made the tournament in 2001, 2004 and 2009.

PROJECTED STARTERS

| # | NAME | POS | HT | WT | YR-EXP | HOMETOWN | PPG | RPG | APG |
|----|-------------------|-----|-----|-----|----------|--------------------|------|-----|-----|
| 0 | Trace Young | F | 6-8 | 183 | Jr.-TR | Owensboro, Ky. | 11.0 | 4.8 | 1.3 |
| 2 | Jordan O'Neal | F | 6-7 | 197 | So.-1L | Mobile, Ala. | 9.8 | 4.8 | 0.0 |
| 5 | Juan Reyna | G | 6-2 | 182 | Fr.-HS | San Antonio, Texas | 9.5 | 3.3 | 0.5 |
| 20 | Kenny Strawbridge | G | 6-6 | 202 | R-So.-1L | San Antonio, Texas | 8.3 | 3.5 | 2.3 |
| 24 | Isaiah Range | G | 6-3 | 215 | So.-TR | Cedar Hill, Texas | 10.8 | 5.8 | 1.8 |

OFF THE BENCH

| # | NAME | POS | HT | WT | YR-EXP | HOMETOWN | PPG | RPG | APG |
|----|-------------------|-----|------|-----|----------|------------------------|-----|-----|-----|
| 1 | DJ Jackson | G | 6-2 | 165 | Fr.-1L | San Bernardino, Calif. | 0.0 | 1.0 | 1.5 |
| 3 | Gerald Liddell | F | 6-8 | 203 | Jr.-TR | Cibola, Texas | 7.5 | 4.3 | 1.3 |
| 4 | E.J. Clark | G | 5-11 | 165 | Jr.-1L | Dallas, Texas | 2.3 | 0.3 | 0.3 |
| 10 | Michael Barber | F | 6-8 | 212 | So.-TR | Jackson, Miss. | 1.3 | 1.5 | 0.0 |
| 11 | Jayme Mitchell | G | 6-5 | 187 | Fr.-HS | Jackson, Miss. | 2.0 | 1.5 | 0.8 |
| 12 | Malik Smiley | G | 6-4 | 180 | R-Fr.-RS | Birmingham, Ala. | --- | --- | --- |
| 13 | Kareem Clark | G | 6-3 | 185 | Jr.-TR | Sacramento, Calif. | --- | --- | --- |
| 15 | Kevion Stewart | G | 6-3 | 183 | R-Sr.-2L | Memphis, Tenn. | 3.0 | 0.7 | 0.0 |
| 21 | Christian McCray | G | 6-6 | 171 | Jr.-TR | Las Vegas, Nev. | 5.0 | 0.5 | 0.5 |
| 22 | Darrell Reed | F | 6-8 | 211 | Fr.-HS | Hammond, Ind. | --- | --- | --- |
| 23 | Ashton McClelland | G | 6-0 | 153 | R-So.-TR | Houston, Texas | --- | --- | --- |

ALABAMA STATE ATHLETIC STRATEGIC COMMUNICATIONS

Director (Contact): Travis Jarome

Phone (office): (334) 229.2601

Phone (cell): (334) 294.1475

Email: tjarome@alasu.edu

Personal Twitter: @Travis_Jarome

Athletics Twitter: @BamaStateSports

Assistant Director: Jordan Benson

Phone (office): (334) 229.2635

Phone (cell): (356) 698-3311

Email: jbenson@alasu.edu

PRONUNCIATIONS

| | |
|-----------------------|------------------------|
| Gerald Lidell | Gerald LUH-Deil |
| Malik Smiley | MUH-leak Smiley |
| Kareem Clark | KUH-rheem Clark |
| Kevion Stewart | KEE-vee-yon Stewart |

PARTICIPATION

| PLAYER | GP | GS |
|-------------------|----|----|
| Michael Barber | 4 | 0 |
| E.J. Clark | 3 | 1 |
| Kareem Clark | - | - |
| DJ Jackson | 2 | 1 |
| Gerald Liddell | 4 | 2 |
| Ashton McClelland | - | - |
| Christian McCray | 2 | 0 |
| Jayme Mitchell | 4 | 0 |
| Jordan O'Neal | 4 | 4 |
| Isaiah Range | 4 | 2 |
| Darrell Reed | - | - |
| Juan Reyna | 4 | 2 |
| Malik Smiley | - | - |
| Kevion Stewart | 3 | 0 |
| Kenny Strawbridge | 4 | 4 |
| Trace Young | 4 | 4 |

ALABAMA STATE IN THE POLLS

| WEEK | W/L | AP | COACHES |
|-----------|-----|----|---------|
| Preseason | 0-0 | NR | NR |
| Week 1 | 0-3 | NR | NR |

QUICK HITS ...

- Alabama State head coach **Mo Williams** played his collegiate basketball at the University of Alabama. He was named The Sporting News Freshman of the Year, and led the Crimson Tide to their only number one ranking in school history.
- Assistant coach **Trey Johnson** played at a pair of Southwestern Athletic Conference (SWAC) schools during his playing career, finishing 10th in the nation in scoring during his junior season at 23.5 points per game and was named First Team All-SWAC. After declaring for the 2006 NBA Draft, Johnson returned to school and was named the Preseason SWAC Player of the Year and Preseason All-American. During his senior season, he set a single season record for points in a single game, points per game average (27.1), free throws made, and free throws attempted. He finished his career as a member of the 1,000-point club with 1,698 career points - placing in the top 10 in school history in just 2 seasons at JSU. Johnson also led Jackson State to 21 wins and the SWAC Tournament, earning Tournament MVP honors and was named the SWAC Player of the Year.
- Both Williams and Johnson played with two of the greats from the National Basketball Association (NBA) during their professional careers. Both played with LeBron James, while Johnson had the opportunity to play with Kobe Bryant during his time with the Los Angeles Lakers.

ALABAMA STATE RETURNS FIVE WITH SIGNIFICANT PLAYING TIME ...

- The Hornets return six players who saw significant playing time in 2020-21 including second-leading scorer **Kenny Strawbridge** (Rockford, Ill.) who averaged 10.5 points and 7.2 rebounds per game, earning Second Team Preseason All-SWAC.
- They also return **Kevion Stewart** (Memphis, Tenn.) who averaged 8.2 points per game, while **Jordan O'Neal** (Mobile, Ala.) returns after averaging 5.8 points, 4.8 rebounds and a team-high 23 blocked shots. Meanwhile, **E.J. Clark** (Dallas, Texas) averaged 5.8 points per game and **DJ Jackson** (San Bernardino, Calif.) at 4.4 points per game.

SEVERAL NEWCOMERS DOT THE HORNETS ROSTER THIS YEAR...

- Several newcomers highlight this year's roster including a handful of transfers starting with **Trace Young** (Owensboro, Ky.) who sat out last season. The junior averaged 9.8 points per game two seasons ago at John A. Logan College after averaging 6.8 points at Wyoming as a freshman. He is joined by **Michael Barber** (Jackson, Miss.) who averaged 12.5 points and 7.1 rebounds per game at SW Mississippi after playing a year at Howard.
- Christian McCray** (Las Vegas, Nev.) will add a scoring punch after he transferred over last season from Cal State Fullerton, and is joined by **Gerald Liddell** (Cibolo, Texas) who transferred in from Texas averaging 4.4 points per game. The Hornets added two more transfers in **Ashton McClelland** (Houston, Texas) from Texas Southern and **Isaiah Range** (Cedar Hill, Texas) from Tarleton State where he averaged 9.4 points per game as a freshman.
- A trio of freshmen join the team this season in **Juan Reyna** (San Antonio, Texas), **Darrell Reed** (Hammond, Ind.), and **Jayme**

2021-22 ALABAMA STATE BASKETBALL ROSTER

| # | NAME | POS | HT | WT | YR-EXP | HOMETOWN/PREVIOUS SCHOOL |
|----|-------------------|-----|------|-----|----------|---|
| 0 | Trace Young^ | F | 6-8 | 183 | Jr.-TR | Owensboro, Ky./John A. Logan/Wyoming |
| 1 | DJ Jackson | G | 6-2 | 165 | Fr.-1L | San Bernardino, Calif./Etiwanda HS |
| 2 | Jordan O'Neal | F | 6-7 | 197 | So.-1L | Mobile, Ala./Coahoma CC |
| 3 | Gerald Liddell | F | 6-8 | 203 | Jr.-TR | Cibolo, Texas/Texas |
| 4 | E.J. Clark | G | 5-11 | 165 | Jr.-1L | Dallas, Texas/Boosier Parish CC |
| 5 | Juan Reyna | G | 6-2 | 182 | Fr.-hs | San Antonio, Texas/Duncanville HS |
| 10 | Michael Barber | F | 6-8 | 212 | So.-TR | Jackson, Miss./SW Mississippi CC/Howard |
| 11 | Jayme Mitchell | G | 6-5 | 187 | Fr.-HS | Jackson, Miss./Forest Hill HS |
| 12 | Malik Smiley | G | 6-4 | 180 | R-Fr.-RS | Birmingham, Ala./IMG Academy |
| 13 | Kareem Clark | G | 6-3 | 185 | Jr.-TR | Sacramento, Calif./South Mountain CC |
| 15 | Kevion Stewart | G | 6-3 | 183 | R-Sr.-2L | Memphis, Tenn./SIU-Edwardsville |
| 14 | Christian McCray | G | 6-6 | 171 | Jr.-TR | Las Vegas, Nev./Csl State Fullerton |
| 20 | Kenny Strawbridge | G | 6-6 | 202 | R-So.-1L | Rockford, Ill./Western Nebraska/UMKC |
| 22 | Darrell Reed | F | 6-8 | 211 | Fr.-HS | Hammond, Ind./Hammond HS |
| 23 | Ashton McClelland | G | 6-0 | 153 | R-So.-TR | Houston, Texas/Texas Southern |
| 24 | Isaiah Range^ | G | 6-3 | 215 | So.-TR | Cedar Hill, Texas/Tarleton State |

^ - sat out 2020-21

COACHING & SUPPORT STAFF

Head Coach: Mo Williams (Union Institute & Universities, 2016), Second Season Overall, Second Season at Alabama State
Assistant Coach: Trey Johnson (Jackson State, 2007), Second Season
Assistant Coach: Tyrone Levett, (Alabama State, 2017), Fourth Season
Assistant Coach: Keith Williams, (UAPB, 2007), Second Season
Graduate Assistant Coach: Chris Hines, Second Season
Assistant Coach: Gerald Walker, First Season
Director of Operations: Dana Johnson, First Season

Mitchell (Jackson, Miss.).

CHAMPIONSHIP PEDIGREE...

- ◆ **Mo Williams** is not the only person on the this team to have championship pedigree on this year's team. Senior **Kevious Stewart** has championship pedigree as his father, Dwight, played for the national champion Arkansas Razorbacks.
- ◆ Four other schools were just outside of five lettermen returning, as they have six returning from 2019-20. Those schools include Butler, James Madison, Southern Miss, and Tennessee Tech.

PROFESSIONAL EXPERIENCE ON THE BENCH FOR THE HORNETS ...

- ◆ Alabama State has several years of experience on the bench this season on the coaching staff with head coach **Mo Williams**, assistant coach **Trey Johnson**, and assistant coach **Tyrone Levett** all logging minutes in the professional ranks.
- ◆ Williams was drafted by Utah in 2003, and he would play his rookie season with the Jazz before spending the next four seasons with the Milwaukee Bucks. Williams played three seasons with the Cleveland Cavaliers (2008-11) where he teamed up with LeBron James and helped the Cavs post a league-best 66 wins in 2008-09. Williams was selected to the NBA All-Star Game in his first season with Cleveland.
- ◆ After stints with the Los Angeles Clippers (2011-12), Portland Trail Blazers (2013-14), Minnesota Timberwolves (2014-15) and Charlotte Hornets (2015), Williams returned to Cleveland for the 2015-16 campaign. In his final season in the NBA, Williams and the Cavaliers defeated the Golden State Warriors in seven games to win the 2016 NBA Finals.
- ◆ Johnson began his professional career in 2007 and went on to play over 10 years in numerous countries all over the world. He spent parts of three NBA seasons with the Cleveland Cavaliers, Toronto Raptors, Los Angeles Lakers, and New Orleans Hornets. Johnson was a member of the 2011 Lakers' playoff team as well. On his quest to become an NBA player, Trey also spent time in the NBA Development League, now known as the G-League, garnering NBA D-League All-Star honors twice (2008-09 and 2010-11). He earned Second Team D-League honors in 2008-09, and First Team honors in 2010-11 after leading the league in scoring at 25.5 points per game - while also scoring a league-high 48 points in a single game.
- ◆ Johnson also starred internationally where he competed as a member of the Qatar National Team in the Asian Cup, hosted by Japan in 2012. He helped the country earn a bronze medal in the tournament, while also competing in the 2015 Asia Championship and the GCC Championship (Saudi Arabia).
- ◆ Following his career with Alabama State, Levett worked out for the Miami Heat and Detroit Pistons before getting his career started in Ireland with the Gleneagle Lakers. After short stints with the Kentucky Reach (WBL) and Southern Crescent Lightning (WBA), Levett played two years in Austria before playing for the Vermont Frost Heaves (ABA).
- ◆ He also played for AD Vagos (Portugal), Jamtland Basket (Sweden), Niigata Albirex BB (Japan) and LF Basket Norrbotten (Sweden) before landing in Canada. While in Canada, he become one of the league's all-time top scorers playing for the Longdon Lightning (2011), Halifax Rainmen (2011-13) and Saint John Mill Rates (2013-until retirement).
- ◆ Levett was a three-time all-star during his career and led Vermont to the ABA championship, while also being named All-WBA while playing for the Southern Crescent Lightning.

SPEAKING OF PROFESSIONAL BASKETBALL ...

- ◆ Former Hornets **Tobi Ewuosho** and **Fausto Pichardo** each inked professional deals during the COVID-19 pandemic.
- ◆ Ewuosho signed his first professional contract to play overseas in Albania after a stellar senior season, while Pichardo inked a deal to play in Latin America.

LAST TIME AGAINST IOWA STATE (NOVEMBER 2018) ...

- ◆ Despite shooting above their season average from the floor, Alabama State could not overcome the hot-shooting of 20th-ranked Iowa as they fell 105-78.
- ◆ Alabama State (2-3), who lost for the first time after back-to-back wins finished the night shooting 45.2 (33-of-73) percent from the floor for the contest, including a 47.1 percent performance in the first half. The Hornets knocked down six of their last 10 shots, but it wasn't enough to overcome an Iowa team that finished the night shooting 59 (36-of-61) percent from the floor that include a first half percentage of 65.7 (23-of-35).
- ◆ Reginald Gee paced four players in double figures for Alabama State with 16 points, shooting 50 (6-of-12) percent from the floor including connecting on four three-pointers. He also grabbed three rebounds and dished out a pair of assists in the loss. Meanwhile, Jacoby Ross finished with 14 points on 50 (5-of-10) percent shooting from the floor, including four three-pointers. He finished tied for the team-high in assists with five (joining Austin Rogers).
- ◆ Fausto Pichardo finished the night with his first double-double of the season, and the second of his career, with 12 points and 13 rebounds. Meanwhile, Ed Jones with 14 points for the Hornets.

JACKSON CONNECTION ...

- ◆ Alabama State has a strong Jackson connection with coaches **Mo Williams** and **Trey Johnson**. But it doesn't stop there as Director of Operations **Dana Johnson** is a Tiger alum, and two players have ties - **Michael Barber** and **Jayme Mitchell**.



MO WILLIAMS

HEAD COACH
FIRST SEASON

THE WILLIAMS FILE

PERSONAL

Birthdate: December 19, 1982
Birthplace: Jackson, Miss.
Wife: Antonia [Rowe]
Children: Kydarrius, Maurice, Michael, Mason, Maxwell and Asa

EDUCATION

College: Union Institute and Universities (Fla.), 2016

COACHING EXPERIENCE

2018-20 Cal State-Northridge (assistant coach)
2020-pres. Alabama State (head coach)

THE WILLIAMS WORKSHEET

| YEAR | SCHOOL | OVERALL | CONF. |
|--------------------|----------------------|--------------|--------------|
| 2018-19 | CSU-Northridge^ | 13-21 | 7-9 |
| 2019-20 | CSU-Northridge^ | 15-17 | 10-6 |
| 2020-21 | Alabama State | 4-14 | 4-14 |
| 2021-22 | Alabama State | 0-4 | 0-0 |
| TOTAL | Fourth season | 32-55 | 21-29 |
| ALABAMA ST. | Second season | 4-18 | 4-14 |

^ - served in role as an assistant coach on staff

WILLIAMS vs. OPPONENTS (HEAD COACH)

| OPPONENT | CAREER |
|--------------------------------|-------------|
| Alabama A&M | 1-1 |
| Alcorn State | 0-2 |
| Dayton | 0-0 |
| Grambling State | 0-2 |
| Iowa | 0-0 |
| Iowa State | 0-1 |
| Jackson State | 0-2 |
| Memphis | 0-0 |
| Mississippi Valley State | 1-1 |
| Missouri State | 0-1 |
| Mobile | 1-0 |
| North Alabama | 0-0 |
| North Carolina Central | 0-0 |
| Pepperdine | 0-0 |
| Prairie View A&M | 0-2 |
| Samford | 0-0 |
| Southern | 1-1 |
| Texas Southern | 0-2 |
| Texas Tech | 0-0 |
| Tuskegee | 0-0 |
| UAPB | 1-1 |
| UCLA | 0-0 |
| Vanderbilt | 0-1 |
| Western Kentucky | 0-1 |
| CAREER W-L TOTAL | 4-16 |

MISCELLANEOUS STATISTICS

| | |
|----------------------------------|----------------------------------|
| Current Streak..... | 111 |
| Current Home Streak..... | 12 |
| Current Road/Neutral Streak..... | 111 |
| Last Win | Alabama A&M, 72-58 (2/13/21) |
| Last Home Win | Alabama A&M, 72-58 (2/13/21) |
| Last Away Win | MVSU, 64-51 (1/12/21) |
| Last Loss | Iowa State, 68-60 (11/16/21) |
| Last Home Loss..... | Prairie View A&M, 70-67 (3/1/21) |
| Last Away Loss..... | Iowa State, 68-60 (11/16/21) |

2021-22 RECORD BY STARTING LINEUP

| | |
|--|-----|
| Clark, Strawbridge, Young, Liddell, O'Neal | 0-1 |
| Jackson, Strawbridge, Young, Liddell, O'Neal | 0-1 |
| Reyna, Strawbridge, Young, Range, O'Neal..... | 0-2 |

RECORD WHEN ...

| | 2021-22 | | WILLIAMS |
|-------------------------------|---------|------|----------|
| | ALL | SWAC | ERA |
| Leading or tied at halftime | 0-1 | 0-0 | 2-1 |
| Trailing at halftime | 0-3 | 0-0 | 2-17 |
| Shoot 40 percent or higher | 0-3 | 0-0 | 3-8 |
| Shoot lower than 40 percent | 0-1 | 0-0 | 1-9 |
| Shoot higher FG pct | 0-3 | 0-0 | 3-6 |
| Shoot lower FG pct | 0-1 | 0-0 | 1-7 |
| Opp. shoot lower than 40 pct | 0-0 | 0-0 | 2-6 |
| Opp shoot 40 pct or higher | 0-4 | 0-0 | 2-11 |
| Score fewer than 60 points | 0-2 | 0-0 | 0-7 |
| Score 60-plus points | 0-0 | 0-0 | 2-5 |
| Score 70-plus points | 0-2 | 0-0 | 2-3 |
| Score 80-plus points | 0-0 | 0-0 | 0-2 |
| Score 90-plus points | 0-0 | 0-0 | 0-0 |
| Opp score fewer than 60 pts | 0-0 | 0-0 | 2-2 |
| Opp score fewer than 70 pts | 0-2 | 0-0 | 2-8 |
| Opp score fewer than 80 pts | 0-1 | 0-0 | 0-1 |
| Opp score 80-plus points | 0-1 | 0-0 | 0-6 |
| More rebounds than opponent | 0-1 | 0-0 | 4-7 |
| Equal/fewer reb than opponent | 0-3 | 0-0 | 0-10 |
| 40-plus rebounds | 0-0 | 0-0 | 1-5 |
| Fewer turnovers than opp | 0-0 | 0-0 | 3-2 |
| Equal/more turnovers | 0-4 | 0-0 | 1-16 |
| Games decided by five or less | 0-1 | 0-0 | 1-3 |
| More pts in paint | 0-0 | 0-0 | 3-2 |
| Fewer/Equal pts in paint | 0-4 | 0-0 | 1-16 |
| More points off TO | 0-0 | 0-0 | 2-6 |
| Fewer/Equal points off TO | 0-4 | 0-0 | 2-12 |
| More bench points | 0-4 | 0-0 | 2-11 |
| Fewer/Equal bench points | 0-0 | 0-0 | 2-7 |
| Playing on television | 0-4 | 0-0 | 0-5 |

RANGE RECORDS FIRST DOUBLE-DOUBLE ...

- ♦ **Isaiah Range** recorded the first double-double of the season for the Hornets in the loss to Iowa State (11/16/21) on the road.
- ♦ He scored 15 points on 7-of-13 shooting from the floor, and grabbed 10 rebounds (eight of which were defensive rebounds) to lead Alabama State in both categories.

THREE-HEADED MONSTER IN FIRST TWO GAMES ...

- ♦ **Trace Young, Isaiah Range** and **Juan Reyna** led the Hornets in the first two games of the season on the scoreboard in games against WKU and Vanderbilt.
- ♦ The trio scored 53 points against WKU with Young leading the team with 23 points, while Reyna added 16 and Range 14. They then combined for 30 points against Vanderbilt with Young leading the way with 12, Reyna 10 and Range nine.

REYNA IMPRESSIVE THROUGH FIRST THREE GAMES ...

- ♦ **Juan Reyna** continues to impress for Alabama State, becoming the first player this year to score in double figures in the first three games.
- ♦ He scored a career-high 16 against WKU (11/9/21), then added 10 against Vanderbilt (11/10/21) and another 10 against Missouri State (11/13/21) all on the road.

COLLEGE COACHES WITH AN NBA TITLE ...

- ♦ Opening the 2021-22 season there are only six head coaches who have won an NBA title and are leading their own college program this season.
- ♦ That list includes Juwan Howard (Michigan), **Mo Williams** (Alabama State), Lindsey Hunter (Mississippi Valley State), Darrell Walker (Little Rock), Mark Madsen (Utah Valley), and Speedy Claxton (Hofstra).

COLLEGE COACHES WITH AN NBA (AND ABA EXPERIENCE) ...

- ♦ There are several college coaches leading their own college program this season who have either NBA or ABA experience as a player.
- ♦ The list includes Steve Alford, Nevada , Speedy Claxton (Hofstra), Hubert Davis (North Carolina), Johnny Dawkins (Central Florida), Juan Dixon (Coppin State), Bryce Drew (Grand Canyon), Kim English (George Mason), Patrick Ewing (Georgetown), Penny Hardaway (Memphis), Steve Henson (Texas-San Antonio), Fred Hoiberg (Nebraska), Juwan Howard (Michigan), Lindsey Hunter (Mississippi Valley State), Bobby Hurley (Arizona State), Mark Madsen (Utah Valley State), Cuonzo Martin (Missouri), Aaron McKie (Temple), Fran O'Hanlon (Lafayette - ABA), Lorenzo Romar (Pepperdine), Jerry Stackhouse (Vanderbilt), Damon Stoudamire (Pacific), Reggie Theus (Bethune-Cookman), Darrell Walker (Little Rock), **Mo Williams** (Alabama State), and Mike Woodson (Indiana).

STRAWBRIDGE EARNS PRESEASON HONOR ...

- ♦ Alabama State redshirt sophomore **Kenny Strawbridge** (Rockford, Ill.) was named to the Second Team Preseason All-Conference team, announced by the Southwestern Athletic Conference (SWAC).
- ♦ Strawbridge was second on the team in scoring last season at 10.5 points per game, scoring 189 total points in 18 games during the shortened season where the Hornets played conference-only games. He shot 35.9 (61-of-170) percent from the floor and 23.4 (11-of-47) percent from beyond the arc.
- ♦ The redshirt sophomore led the team from the free throw line, shooting 71.8 (56-of-78) percent from the free throw line. He was also second on the team in rebounding at 7.2 rebounds per game, grabbing 130 total including 32 offensive rebounds. Strawbridge also dished out 24 assists, recorded 14 steals and six blocked shots.
- ♦ He joins John Walker III (Texas Southern), Justin Hopkins (Texas Southern), MJ Randolph (Florida A&M), and Jayden Saddler (Southern) on the second team. The first team is made up of Preseason Player of the Year Jawaun Daniels (Prairie View A&M), Preseason Defensive Player of the Year Jayveous McKinnis (Jackson State), Cameron Christian (Grambling State), Garrett Hicks (Alabama A&M), and Jalen Johnson (Alabama A&M).

HORNETS PICKED EIGHTH IN THE PRESEASON SWAC POLL ...

- ♦ The Hornets were picked to finish eighth in the preseason poll on a vote from the league's head coaches and sports information directors with 125 total votes. They were just behind Alcorn State (128) in seventh and Florida A&M (138) in sixth.
- ♦ The top five included Texas Southern (237), Prairie View A&M (204), Jackson State (202), Grambling State (168), and Southern (167).


HEAD-TO-HEAD COACHES WITH PRO EXPERIENCE ...

- ♦ Alabama State and **Mo Williams** will face three coaches with NBA experience this season including Penny Hardaway (Memphis), Jerry Stackhouse (Vanderbilt), and Reggie Theus (Bethune-Cookman).

| ALL-TIME ALABAMA STATE HEAD COACHES | | | |
|--|--------|---|--------|
| CJ DUNN Seasons: 22 (1934-55, 1958-63) Alabama State Record: 257-193 (.571) | | FLOYD LAISURE Seasons: 3 (1974-77) Alabama State Record: 52-32 (.619) | |
| Year | Record | Year | Record |
| 1934-35 | 12-7 | 1974-75 | 16-13 |
| 1935-36 | — | 1975-76 | 19-8 |
| 1936-37 | 16-4 | 1976-77 | 17-11 |
| 1937-38 | 17-9 | | |
| 1938-39 | — | JAMES OLIVER Seasons: 17 (1978-95) Alabama State Record: 291-181 (.604) | |
| 1939-40 | 16-13 | Year | Record |
| 1940-41 | 6-9 | 1978-79 | 23-2 |
| 1941-42 | 4-13 | 1979-80 | 32-3 |
| 1942-43 | 5-16 | 1980-81 | 19-9 |
| 1943-44 | 10-2 | 1981-82 | 22-6 |
| 1944-45 | — | 1982-83 | 22-6 |
| 1945-46 | 8-12 | 1983-84 | 22-6 |
| 1946-47 | 8-2 | 1984-85 | 14-17 |
| 1947-48 | 14-9 | 1985-86 | 11-17 |
| 1948-49 | 18-11 | 1986-87 | 14-14 |
| 1949-50 | 7-5 | 1987-88 | 8-20 |
| 1950-51 | 17-8 | 1988-89 | 13-16 |
| 1951-52 | 13-12 | 1989-90 | 15-13 |
| 1952-53 | 17-9 | 1990-91 | 18-11 |
| 1953-54 | 15-4 | 1991-92 | 14-14 |
| 1954-55 | 13-8 | 1992-93 | 14-13 |
| 1958-59 | 9-10 | 1993-94 | 19-10 |
| 1959-60 | — | 1994-95 | 11-15 |
| 1960-61 | 12-10 | | |
| 1961-62 | 10-12 | JOHN L. WILLIAMS Seasons: 1 (1995-96) Alabama State Record: 9-18 (.333) | |
| 1962-63 | 10-8 | Year | Record |
| | | 1995-96 | 9-18 |
| IKA MOORHEAD Seasons: 3 (1955-58) Alabama State Record: 70-20 (.778) | | ROB SPIVERY Seasons: 9 (1996-2006) Alabama State Record: 129-136 (.487) | |
| Year | Record | Year | Record |
| 1955-56 | 23-7 | 1996-97 | 8-21 |
| 1956-57 | 22-4 | 1997-98 | 11-17 |
| 1957-58 | 25-9 | 1998-99 | 11-16 |
| | | 1999-2000 | 13-15 |
| LUCIAS MITCHELL Seasons: 4 (1963-67) Alabama State Record: 72-28 (.720) | | 2000-01 | 22-9 |
| Year | Record | 2001-02 | 19-13 |
| 1963-64 | 16-10 | 2002-03 | 14-15 |
| 1964-65 | 19-7 | 2003-04 | 16-15 |
| 1965-66 | 18-6 | 2004-05 | 15-15 |
| 1966-67 | 19-5 | 2005-06 | 12-18 |
| BEN JOBE Seasons: 1 (1967-68) Alabama State Record: 18-7 (.720) | | LEWIS JACKSON Seasons: 15 (1995-2020) Alabama State Record: 207-262 (.441) | |
| Year | Record | Year | Record |
| 1967-68 | 18-7 | 2006-07 | 10-20 |
| WILLIE PARKER Seasons: 1 (1968-69) Alabama State Record: 19-9 (.679) | | 2007-08 | 20-11 |
| Year | Record | 2008-09 | 22-10 |
| 1968-69 | 19-9 | 2009-10 | 16-15 |
| BERNARD BOOZER Seasons: 5 (1969-74) Alabama State Record: 101-36 (.737) | | 2010-11 | 17-18 |
| Year | Record | 2011-12 | 12-19 |
| 1969-70 | 17-10 | 2012-13 | 10-22 |
| 1970-71 | 24-5 | 2013-14 | 19-13 |
| 1971-72 | 22-3 | 2014-15 | 19-10 |
| 1972-73 | 19-9 | 2015-16 | 14-17 |
| 1973-74 | 19-9 | 2016-17 | 8-23 |
| | | 2017-18 | 8-23 |
| | | 2018-19 | 12-19 |
| | | 2019-20 | 8-24 |
| MO WILLIAMS Seasons: 1 (2020-21) Alabama State Record: 4-14* (.222) | | Year | Record |
| | | 2020-21 | 4-14 |

| vs RANKED TEAMS | | |
|--|-------------------|----------------|
| DATE | OPP/L | SCORE |
| 12/8/82 | (3) Georgetown | L, 76-99 |
| 12/15/82 | (13) Arkansas | L, 65-108 |
| 12/20/88 | (17) NC State | L, 81-109 |
| 12/2/91 | (11) Arkansas | L, 80-96 |
| 12/23/96 | (16) Minnesota | L, 34-114 |
| 12/31/97 | (23) Arkansas | L, 48-103 |
| 12/17/98 | (19) Arkansas | L, 43-73 |
| 12/30/00 | (20) Alabama | L, 56-82 |
| 12/30/01 | (7) Iowa | L, 64-73 |
| 11/22/02 | (4) Alabama | L, 56-82 |
| 11/19/04 | (3) Georgia Tech | L, 37-74 |
| 12/7/04 | (18) Alabama | L, 54-72 |
| 11/20/05 | (15) Alabama | L, 68-105 |
| 11/28/05 | (14) Florida | L, 60-87 |
| 12/9/06 | (4) Alabama | L, 58-92 |
| 11/13/11 | (21) Cincinnati | L, 40-65 |
| 11/11/12 | (10) Florida | L, 35-84 |
| 11/27/17 | (11) Cincinnati | L, 51-83 |
| 11/21/18 | (20) Iowa | L, 78-105 |
| 11/5/19 | (8) Gonzaga | L, 64-95 |
| 11/20/19 | (20) Tennessee | L, 62-78 |
| 11/25/19 | (20) VCU | L, 41-76 |
| 12/29/19 | (6) Oregon | L, 59-98 |
| | | |
| vs SWAC | | |
| Games: 744 | | |
| Opponents: 9 (Alabama AGM, Alcorn State, Grambling State, Jackson State, Mississippi Valley State, Prairie View AGM, Southern, Texas Southern, UAPB) | | |
| Record: 406-338 (.546) | | |
| | | |
| 20-WIN SEASONS | | |
| 1955-56 | 23-7 (.767) | Ika Moorehead |
| 1956-57 | 22-4 (.846) | Ika Moorehead |
| 1957-58 | 25-9 (.735) | Ika Moorehead |
| 1970-71 | 24-5 (.828) | Bernard Boozer |
| 1971-72 | 22-3 (.880) | Bernard Boozer |
| 1978-79 | 23-2 (.920) | James Oliver |
| 1979-80 | 32-2 (.941) | James Oliver |
| 1981-82 | 22-6 (.786) | James Oliver |
| 1982-83 | 22-6 (.786) | James Oliver |
| 1983-84 | 22-6 (.786) | James Oliver |
| 2000-01 | 22-6 (.786) | James Oliver |
| 2007-08 | 20-11 (.645) | Lewis Jackson |
| 2008-09 | 22-10 (.688) | Lewis Jackson |
| | | |
| 100-PT WINS [LAST 20] | | |
| 1990-91 | at Grambling St. | W, 102-81 |
| 1990-91 | vs. MVSU | W, 104-98 |
| 1991-92 | Clark-Atlanta | L, 103-107 |
| 1991-92 | Tennessee State | W, 105-81 |
| 1991-92 | Prairie View AGM | W, 108-63 |
| 1991-92 | AUM | W, 118-81 |
| 1991-92 | at Prairie View | W, 100-81 |
| 1991-92 | Grambling St. | W, 101-94 |
| 1991-92 | Tuskegee | W, 116-93 |
| 1992-93 | Alabama AGM | L, 102-126 |
| 1992-93 | Troy | W, 121-116 |
| 1992-93 | Clark-Atlanta | W, 107-68 |
| 1993-94 | at Troy | W, 115-98 |
| 1993-94 | Southern | W, 111-107 |
| 1993-94 | Grambling St. | W, 121-76 |
| 1994-95 | at MVSU | W, 100-83 |
| 1995-96 | Selma | W, 106-81 |
| 3/8/08 | Jackson State | W, 103-83 |
| 11/14/14 | AUM | W, 105-64 |
| 12/30/15 | Fort Valley State | W, 105-99 |
| | | |
| 100-PT LOSSES [LAST 5] | | |
| 2005-06 | at Alabama | L, 68-105 |
| 11/17/17 | at Oregon | L, 56-114 |
| 11/21/17 | vs. Savannah St. | L, 97-101 |
| 11/21/18 | at Iowa | L, 78-105 |
| 12/14/19 | at Boise State | L, 57-100 |

| 2021-22 DOUBLE-FIGURE GAMES | | | | | |
|---|-------|-------|-----------------|-------|-------|
| POINTS | | | REBOUNDS | | |
| Jordan O'Neal | 3 | | Isaiah Range | | 1 |
| Juan Reyna | 3 | | | | |
| Trace Young | 2 | | | | |
| Isaiah Range | 2 | | | | |
| Gerald Liddell | 1 | | | | |
| Kenny Strawbridge | 1 | | | | |
| | | | | | |
| DOUBLE-DOUBLES | | | ASSISTS | | |
| Isaiah Range | 1 | | | | |
| | | | | | |
| 2021-22 SPECIALTY STATISTICS | | | | | |
| [POT - Points off turnovers; PP - Points in the paint; 2nd - Second chance points; FAST - Fast break points; BP - Points off the bench] | | | | | |
| [Alabama State-Opponents] | | | | | |
| | | | | | |
| Opponent | PP | POT | 2nd | FAST | BP |
| at WKU | 26-38 | 15-25 | 7-16 | 9-16 | 31-10 |
| at Vanderbilt | 34-42 | 15-26 | 7-22 | 17-12 | 39-41 |
| at Missouri State | 26-34 | 14-15 | 9-14 | 12-14 | 21-10 |
| at Iowa State | 36-40 | 14-20 | 11-6 | 3-12 | 16-14 |
| at Iowa | | | | | |
| North Carolina Central | | | | | |
| Tuskegee | | | | | |
| North Alabama | | | | | |
| at Dayton | | | | | |
| Samford | | | | | |
| at Pepperdine | | | | | |
| at UCLA | | | | | |
| at Memphis | | | | | |
| at Texas Tech | | | | | |
| at Mississippi Valley State | | | | | |
| at UAPB | | | | | |
| Jackson State | | | | | |
| Alcorn State | | | | | |
| Alabama AGM | | | | | |
| at Prairie View AGM | | | | | |
| at Texas Southern | | | | | |
| vs. Bethune-Cookman | | | | | |
| Florida AGM | | | | | |
| at Grambling State | | | | | |
| at Southern | | | | | |
| UAPB | | | | | |
| Mississippi Valley State | | | | | |
| at Florida AGM | | | | | |
| at Bethune-Cookman | | | | | |
| at Alabama AGM | | | | | |
| Southern | | | | | |
| Grambling State | | | | | |



O - TRACE YOUNG

F /// 6-8 /// 179 /// JUNIOR /// JC
OWENSBORO, KY (JOHN A LOGAN COLLEGE / WYOMING)

CAREER HIGHS

- Points: 23, at WKU (11/9/21)
- Field Goals: 9, at WKU (11/9/21)
- Field Goals Attempted: 13, at WKU (11/9/21)
- 3-Pt Field Goals: 4, Dixie State (12/29/18)
- 3-Pt Field Goals Attempted: 9, at Air Force (2/6/19)
- Free Throws: 5, at Vanderbilt (11/10/21)
- Free Throws Attempted: 6, two times
- Rebounds: 9, at WKU (11/9/21)
- Assists: 3, San Jose State (1/23/19)
- Steals: 2, at Air Force (2/6/19)
- Blocks: 2, two times
- Turnovers: 5, Fresno State (1/30/19)
- Minutes Played: 39, at WKU (11/9/21)

MISCELLANEOUS

| | 21-22 | ASU CAREER |
|------------------------|-------|------------|
| Double-Figure Points | 2 | 2 |
| Double-Figure Rebounds | - | - |
| Double-Doubles | - | - |
| 5+ Assists | - | - |
| Led team in Points | 2 | 2 |
| Led team in Rebounds | 1 | 1 |
| Led team in Blocks | - | - |
| Led team in Assists | - | - |

YOUNG NOTEBOOK

- ◆ Averaged 9.8 points and five rebounds per game at John A. Logan College as a sophomore. He also averaged 1.8 assists per game at his power forward position.
- ◆ Finished the season shooting 48.8 percent from the floor and 32.4 percent from beyond the arc.
- ◆ Rated as a 3-star by ESPN, 247Sports and Rivals, originally signed with Wyoming out of Mt. Zion Prep in Baltimore.
- ◆ Sat out last season during COVID-19 shortened season.
- ◆ Scored a career-high 23 points and grabbed nine rebounds against WKU (11/9/21).

2021-22 GAME-BY-GAME

| Opponent | MIN | FG | FG% | 3-PT | 3PT% | FT | FT% | REB | AST | TO | BL | ST | PTS |
|-------------------|-----|------|------|------|------|-----|-------|-----|-----|----|----|----|-----|
| at WKU | 39 | 9-16 | .563 | 3-8 | .375 | 2-2 | 1.000 | 9 | 1 | 5 | 1 | 1 | 23 |
| at Vanderbilt | 27 | 2-4 | .500 | 2-4 | .500 | 5-6 | .833 | 1 | 1 | 3 | 1 | 1 | 11 |
| at Missouri State | 22 | 0-4 | .000 | 0-4 | .000 | 1-2 | .500 | 3 | 2 | 0 | 2 | 0 | 1 |
| at Iowa State | 27 | 4-12 | .333 | 1-4 | .250 | 0-0 | .000 | 6 | 1 | 1 | 1 | 1 | 9 |
| at Iowa | | | | | | | | | | | | | |
| NC Central | | | | | | | | | | | | | |
| Tuskegee | | | | | | | | | | | | | |
| North Alabama | | | | | | | | | | | | | |
| at Dayton | | | | | | | | | | | | | |
| Samford | | | | | | | | | | | | | |
| at Pepperdine | | | | | | | | | | | | | |
| at UCLA | | | | | | | | | | | | | |
| at Memphis | | | | | | | | | | | | | |
| at Texas Tech | | | | | | | | | | | | | |
| at MVSU | | | | | | | | | | | | | |
| at UAPB | | | | | | | | | | | | | |
| Jackson St. | | | | | | | | | | | | | |
| Alcorn State | | | | | | | | | | | | | |
| Alabama A&M | | | | | | | | | | | | | |
| at PVAMU | | | | | | | | | | | | | |
| at Texas Southern | | | | | | | | | | | | | |
| vs. B-CU | | | | | | | | | | | | | |
| Florida A&M | | | | | | | | | | | | | |
| at Grambling St. | | | | | | | | | | | | | |
| at Southern | | | | | | | | | | | | | |
| UAPB | | | | | | | | | | | | | |
| MVSU | | | | | | | | | | | | | |
| at Florida A&M | | | | | | | | | | | | | |
| at B-CU | | | | | | | | | | | | | |
| at Alabama A&M | | | | | | | | | | | | | |
| Southern | | | | | | | | | | | | | |
| Grambling St. | | | | | | | | | | | | | |

YOUNG'S CAREER STATISTICS

| Opponent | GP-GS | MIN-AVG | FG-A | PCT | 3PT-A | PCT | FT-A | PCT | OFF-DEF-TOT | AVG | PF | A | AST/G | TO | BLK | STL | PTS | AVG |
|---------------|-------|----------|--------|------|-------|------|-------|------|-------------|-----|----|----|-------|----|-----|-----|-----|------|
| 2018-19 (WYO) | 20-13 | 476-23.8 | 50-127 | .394 | 27-73 | .370 | 8-17 | .471 | 8-59-67 | 3.4 | 35 | 16 | 0.8 | 43 | 9 | 15 | 135 | 6.8 |
| 2021-22 | 4-4 | 114-28.5 | 15-36 | .417 | 6-20 | .300 | 8-10 | .800 | 1-18-19 | 4.8 | 9 | 5 | 1.3 | 9 | 5 | 3 | 44 | 11.0 |
| TOTALS | 24-17 | 590-24.6 | 65-163 | .399 | 33-93 | .355 | 16-27 | .593 | 9-77-86 | 3.6 | 44 | 21 | 0.9 | 52 | 14 | 18 | 179 | 7.5 |



1 - DJ JACKSON

G /// 6-1 /// 165 /// FRESHMAN /// 1L
SAN BERNARDINO, CA (ETIWANDA HS)

CAREER HIGHS

Points: 13, vs. Texas Southern (2/27/21)
Field Goals: 5, vs. Texas Southern (2/27/21)
Field Goals Attempted: 14, vs. Texas Southern (2/27/21)
3-Pt Field Goals: 3, vs. UAPB (2/6/21)
3-Pt Field Goals Attempted: 7, vs. Texas Southern (2/27/21)
Free Throws: 5, at Jackson State (3/6/21)
Free Throws Attempted: 6, at Jackson State (3/6/21)
Rebounds: 8, at Jackson State (3/6/21)
Assists: 4, vs. Texas Southern (2/27/21)
Steals: 3, at Texas Southern (1/30/21)
Blocks: 1, vs. Prairie View A&M (3/1/21)
Turnovers: 6, at Prairie View A&M (2/1/21)
Minutes Played: 37, vs. Texas Southern (2/27/21)

MISCELLANEOUS

| | 21-22 | ASU CAREER |
|------------------------|-------|------------|
| Double-Figure Points | - | 2 |
| Double-Figure Rebounds | - | - |
| Double-Doubles | - | - |
| 5+ Assists | - | - |
| Led team in Points | - | - |
| Led team in Rebounds | - | - |
| Led team in Blocks | - | - |
| Led team in Assists | - | - |

JACKSON NOTEBOOK

- ◆ Played in 17 games, starting 11 as a true freshman during 2021
- ◆ Grabbed 74 total rebounds (4.4 per game), dished out 28 total assists and recorded 12 steals.
- ◆ Earned start on the road against Vanderbilt (11/10/2021) this season.
- ◆ Has missed the last two games for Alabama State on the road against Missouri State (11/13) and Iowa State (11/16).

2021-22 GAME-BY-GAME

| Opponent | MIN | FG | FG% | 3-PT | 3PT% | FT | FT% | REB | AST | TO | BL | ST | PTS |
|-------------------|-----|-----|------|------|------|-----|------|-----|-----|----|----|----|-----|
| at WKU | 11 | 0-2 | .000 | 0-0 | .000 | 0-0 | .000 | 1 | 3 | 1 | 0 | 0 | 0 |
| at Vanderbilt | 15 | 0-2 | .000 | 0-1 | .000 | 0-0 | .000 | 1 | 0 | 3 | 0 | 1 | 0 |
| at Missouri State | | | | | | | | | | | | | |
| at Iowa State | | | | | | | | | | | | | |
| at Iowa | | | | | | | | | | | | | |
| NC Central | | | | | | | | | | | | | |
| Tuskegee | | | | | | | | | | | | | |
| North Alabama | | | | | | | | | | | | | |
| at Dayton | | | | | | | | | | | | | |
| Samford | | | | | | | | | | | | | |
| at Pepperdine | | | | | | | | | | | | | |
| at UCLA | | | | | | | | | | | | | |
| at Memphis | | | | | | | | | | | | | |
| at Texas Tech | | | | | | | | | | | | | |
| at MVSU | | | | | | | | | | | | | |
| at UAPB | | | | | | | | | | | | | |
| Jackson St. | | | | | | | | | | | | | |
| Alcorn State | | | | | | | | | | | | | |
| Alabama A&M | | | | | | | | | | | | | |
| at PVAMU | | | | | | | | | | | | | |
| at Texas Southern | | | | | | | | | | | | | |
| vs. B-CU | | | | | | | | | | | | | |
| Florida A&M | | | | | | | | | | | | | |
| at Grambling St. | | | | | | | | | | | | | |
| at Southern | | | | | | | | | | | | | |
| UAPB | | | | | | | | | | | | | |
| MVSU | | | | | | | | | | | | | |
| at Florida A&M | | | | | | | | | | | | | |
| at B-CU | | | | | | | | | | | | | |
| at Alabama A&M | | | | | | | | | | | | | |
| Southern | | | | | | | | | | | | | |
| Grambling St. | | | | | | | | | | | | | |

JACKSON'S CAREER STATISTICS

| Opponent | GP-GS | MIN-AVG | FG-A | PCT | 3PT-A | PCT | FT-A | PCT | OFF-DEF-TOT | AVG | PF | A | AST/G | TO | BLK | STL | PTS | AVG |
|----------|-------|----------|-------|------|-------|------|-------|------|-------------|-----|----|----|-------|----|-----|-----|-----|-----|
| 2020-21 | 17-11 | 386-22.7 | 23-68 | .338 | 10-31 | .323 | 18-30 | .600 | 10-40-50 | 2.9 | 47 | 28 | 1.6 | 32 | 2 | 12 | 74 | 4.4 |
| 2021-22 | 2-0 | 26-13.0 | 0-4 | .000 | 0-1 | .000 | 0-0 | .000 | 1-1-2 | 1.0 | 7 | 3 | 1.5 | 4 | 0 | 1 | 0 | 0.0 |
| TOTALS | 19-11 | 412-21.7 | 23-72 | .319 | 10-32 | .313 | 18-30 | .600 | 11-41-52 | 2.7 | 54 | 31 | 1.6 | 36 | 2 | 13 | 74 | 3.9 |



2 - JORDAN O'NEAL

F /// 6-7 /// 197 /// SOPHOMORE /// 1L
MOBILE, AL (COAHOMA CC)

CAREER HIGHS

Points: 12, at Iowa State (11/16/21)
Field Goals: 5, three times
Field Goals Attempted: 9, two times
3-Pt Field Goals: 0, 17 times
3-Pt Field Goals Attempted: 1, at Texas Southern (1/30/21)
Free Throws: 5, UAPB (2/6/21)
Free Throws Attempted: 8, UAPB (2/6/21)
Rebounds: 10, Alcorn State (1/23/21)
Assists: 2, at Southern (2/22/21)
Steals: 3, Alcorn State (1/23/21)
Blocks: 4, Grambling State (1/2/21)
Turnovers: 4, at Southern (2/22/21)
Minutes Played: 36, Alabama A&M (2/13/21)

MISCELLANEOUS

| | 21-22 | ASU CAREER |
|------------------------|-------|------------|
| Double-Figure Points | 3 | 5 |
| Double-Figure Rebounds | - | 1 |
| Double-Doubles | - | - |
| 5+ Assists | - | - |
| Led team in Points | - | - |
| Led team in Rebounds | 1 | 1 |
| Led team in Blocks | 1 | 4 |
| Led team in Assists | - | - |

O'NEAL NOTEBOOK

- ♦ Led the team with 23 blocked shots last season in just 13 games due to injury.
- ♦ Has scored in double figures in three consecutive games against Vanderbilt (11/10), Missouri State (11/13), and Iowa State (11/16) - all on the road. Scored a career 11 points against Missouri State, and then set a new career-high with 12 against Iowa State the next game.

2021-22 GAME-BY-GAME

| Opponent | MIN | FG | FG% | 3-PT | 3PT% | FT | FT% | REB | AST | TO | BL | ST | PTS |
|-------------------|-----|-----|------|------|------|-----|-------|-----|-----|----|----|----|-----|
| at WKU | 29 | 3-4 | .750 | 0-0 | .000 | 0-0 | .000 | 4 | 0 | 2 | 2 | 1 | 6 |
| at Vanderbilt | 24 | 5-6 | .833 | 0-0 | .000 | 0-1 | .000 | 5 | 0 | 3 | 0 | 1 | 10 |
| at Missouri State | 22 | 5-9 | .556 | 0-0 | .000 | 1-2 | .500 | 4 | 0 | 1 | 2 | 1 | 11 |
| at Iowa State | 31 | 5-7 | .714 | 0-0 | .000 | 2-2 | 1.000 | 6 | 1 | 2 | 3 | 1 | 12 |
| at Iowa | | | | | | | | | | | | | |
| NC Central | | | | | | | | | | | | | |
| Tuskegee | | | | | | | | | | | | | |
| North Alabama | | | | | | | | | | | | | |
| at Dayton | | | | | | | | | | | | | |
| Samford | | | | | | | | | | | | | |
| at Pepperdine | | | | | | | | | | | | | |
| at UCLA | | | | | | | | | | | | | |
| at Memphis | | | | | | | | | | | | | |
| at Texas Tech | | | | | | | | | | | | | |
| at MVSU | | | | | | | | | | | | | |
| at UAPB | | | | | | | | | | | | | |
| Jackson St. | | | | | | | | | | | | | |
| Alcorn State | | | | | | | | | | | | | |
| Alabama A&M | | | | | | | | | | | | | |
| at PVAMU | | | | | | | | | | | | | |
| at Texas Southern | | | | | | | | | | | | | |
| vs. B-CU | | | | | | | | | | | | | |
| Florida A&M | | | | | | | | | | | | | |
| at Grambling St. | | | | | | | | | | | | | |
| at Southern | | | | | | | | | | | | | |
| UAPB | | | | | | | | | | | | | |
| MVSU | | | | | | | | | | | | | |
| at Florida A&M | | | | | | | | | | | | | |
| at B-CU | | | | | | | | | | | | | |
| at Alabama A&M | | | | | | | | | | | | | |
| Southern | | | | | | | | | | | | | |
| Grambling St. | | | | | | | | | | | | | |

O'NEAL'S CAREER STATISTICS

| Opponent | GP-GS | MIN-AVG | FG-A | PCT | 3PT-A | PCT | FT-A | PCT | OFF-DEF-TOT | AVG | PF | A | AST/G | TO | BLK | STL | PTS | AVG |
|----------|-------|----------|-------|------|-------|------|-------|------|-------------|-----|----|----|-------|----|-----|-----|-----|-----|
| 2020-21 | 13-10 | 326-25.1 | 24-57 | .421 | 0-2 | .000 | 28-49 | .571 | 25-37-62 | 4.8 | 35 | 9 | 0.7 | 24 | 23 | 7 | 76 | 5.8 |
| 2021-22 | 4-4 | 106-26.5 | 18-26 | .692 | 0-0 | .000 | 3-5 | .600 | 6-13-19 | 4.8 | 15 | 1 | 0.3 | 8 | 7 | 4 | 39 | 9.8 |
| TOTALS | 17-13 | 432-25.4 | 42-83 | .506 | 0-2 | .000 | 31-54 | .574 | 31-50-81 | 4.8 | 50 | 10 | 0.6 | 32 | 30 | 11 | 115 | 6.8 |



3 - GERALD LIDDELL
F /// 6-8 /// 203 /// JUNIOR /// TR
CIBOLO, TX (TEXAS)

CAREER HIGHS

Points: 14, at Purdue (11/9/19)
Field Goals: 6, at Missouri State (11/13/21)
Field Goals Attempted: 13, at Missouri State (11/13/21)
3-Pt Field Goals: 2, at WKU (11/9/21)
3-Pt Field Goals Attempted: 3, vs. Calif. Baptist (11/12/19)
Free Throws: 3, at Purdue (11/9/19)
Free Throws Attempted: 5, at Purdue (11/9/19)
Rebounds: 8, two times
Assists: 4, vs. Georgetown (11/21/19)
Steals: 2, vs. Prairie View A&M (11/15/19)
Blocks: 2, two times
Turnovers: 5, vs. Central Michigan (12/14/19)
Minutes Played: 35, at Purdue (11/9/19)

MISCELLANEOUS

| | 21-22 | ASU CAREER |
|------------------------|-------|------------|
| Double-Figure Points | 1 | 1 |
| Double-Figure Rebounds | - | - |
| Double-Doubles | - | - |
| 5+ Assists | - | - |
| Led team in Points | 1 | 1 |
| Led team in Rebounds | - | - |
| Led team in Blocks | - | - |
| Led team in Assists | - | - |

LIDDELL NOTEBOOK

- ◆ Transfer from Texas.
- ◆ As a junior, played in seven games, while as a sophomore in 2019-20, played in 15 games (10 starts).
- ◆ Ranked as the No. 41 overall prospect in the nation by 247Sports and No. 47 by ESPN.
- ◆ Grabbed eight rebounds in season opener against WKU (11/9/21).
- ◆ Scored a season-high 12 points against Missouri State (11/13/21) on the road.

2021-22 GAME-BY-GAME

| Opponent | MIN | FG | FG% | 3-PT | 3PT% | FT | FT% | REB | AST | TO | BL | ST | PTS |
|-------------------|-----|------|-------|------|-------|-----|------|-----|-----|----|----|----|-----|
| at WKU | 24 | 2-5 | .400 | 2-2 | 1.000 | 0-0 | .000 | 8 | 3 | 3 | 0 | 0 | 6 |
| at Vanderbilt | 20 | 2-7 | .286 | 1-3 | .333 | 0-0 | .000 | 2 | 0 | 2 | 1 | 0 | 5 |
| at Missouri State | 30 | 6-13 | .462 | 0-2 | .000 | 2-3 | .667 | 2 | 1 | 3 | 0 | 0 | 12 |
| at Iowa State | 21 | 2-2 | 1.000 | 1-1 | 1.000 | 0-0 | .000 | 4 | 1 | 2 | 0 | 1 | 5 |
| at Iowa | | | | | | | | | | | | | |
| NC Central | | | | | | | | | | | | | |
| Tuskegee | | | | | | | | | | | | | |
| North Alabama | | | | | | | | | | | | | |
| at Dayton | | | | | | | | | | | | | |
| Samford | | | | | | | | | | | | | |
| at Pepperdine | | | | | | | | | | | | | |
| at UCLA | | | | | | | | | | | | | |
| at Memphis | | | | | | | | | | | | | |
| at Texas Tech | | | | | | | | | | | | | |
| at MVSU | | | | | | | | | | | | | |
| at UAPB | | | | | | | | | | | | | |
| Jackson St. | | | | | | | | | | | | | |
| Alcorn State | | | | | | | | | | | | | |
| Alabama A&M | | | | | | | | | | | | | |
| at PVAMU | | | | | | | | | | | | | |
| at Texas Southern | | | | | | | | | | | | | |
| vs. B-CU | | | | | | | | | | | | | |
| Florida A&M | | | | | | | | | | | | | |
| at Grambling St. | | | | | | | | | | | | | |
| at Southern | | | | | | | | | | | | | |
| UAPB | | | | | | | | | | | | | |
| MVSU | | | | | | | | | | | | | |
| at Florida A&M | | | | | | | | | | | | | |
| at B-CU | | | | | | | | | | | | | |
| at Alabama A&M | | | | | | | | | | | | | |
| Southern | | | | | | | | | | | | | |
| Grambling St. | | | | | | | | | | | | | |

LIDDELL'S CAREER STATISTICS

| Opponent | GP-GS | MIN-AVG | FG-A | PCT | 3PT-A | PCT | FT-A | PCT | OFF-DEF-TOT | AVG | PF | A | AST/G | TO | BLK | STL | PTS | AVG |
|----------|-------|----------|--------|------|-------|------|-------|------|-------------|-----|----|----|-------|----|-----|-----|-----|-----|
| 2019-20 | 15-10 | 274-18.2 | 25-62 | .403 | 4-12 | .333 | 12-25 | .480 | 13-37-50 | 3.3 | 42 | 15 | 1.0 | 23 | 11 | 8 | 66 | 4.4 |
| 2020-21 | 7-0 | 81-11.5 | 6-14 | .429 | 2-7 | .286 | 1-6 | .167 | 4-8-12 | 1.7 | 11 | 3 | 0.4 | 7 | 1 | 1 | 15 | 2.1 |
| 2021-22 | 4-2 | 93-23.3 | 12-27 | .444 | 4-8 | .500 | 2-3 | .667 | 2-15-17 | 4.3 | 16 | 5 | 1.3 | 8 | 1 | 4 | 30 | 7.5 |
| TOTALS | 26-12 | 450-17.3 | 43-103 | .417 | 10-27 | .370 | 15-34 | .441 | 19-60-79 | 3.0 | 68 | 23 | 0.9 | 38 | 13 | 13 | 111 | 4.3 |



4 - E.J. CLARK

G /// 5-11 /// 165 /// JUNIOR /// 1L
DALLAS, TX (BOSSIER PARRISH CC)

CAREER HIGHS

Points: 10, at Texas Southern (1/30/21)
Field Goals: 4, at Alabama A&M (1/16/21)
Field Goals Attempted: 9, MVSU (2/8/21)
3-Pt Field Goals: 2, vs. UAPB (2/6/21)
3-Pt Field Goals Attempted: 5, at Texas Southern (1/30/21)
Free Throws: 5, at Texas Southern (1/30/21)
Free Throws Attempted: 6, vs. Grambling State (1/2/21)
Rebounds: 3, at Texas Southern (1/30/21)
Assists: 3, Prairie View A&M (2/1/21)
Steals: 2, vs. UAPB (2/6/21)
Blocks: 0, 15 times
Turnovers: 3, two times
Minutes Played: 30, vs. Jackson State (1/4/21)

MISCELLANEOUS

| | 21-22 | ASU CAREER |
|------------------------|-------|------------|
| Double-Figure Points | -- | -- |
| Double-Figure Rebounds | -- | -- |
| Double-Doubles | -- | -- |
| 5+ Assists | -- | -- |
| Led team in Points | -- | -- |
| Led team in Rebounds | -- | -- |
| Led team in Blocks | -- | -- |
| Led team in Assists | -- | -- |

CLARK NOTEBOOK

- ◆ Played in 12 games and started in one game last season.
- ◆ Scored 69 total points during the shortened season, recorded 18 assists and 10 steals.
- ◆ Came off the bench to score seven points against Iowa State (11/16/21).

2021-22 GAME-BY-GAME

| Opponent | MIN | FG | FG% | 3-PT | 3PT% | FT | FT% | REB | AST | TO | BL | ST | PTS |
|-------------------|-----|-----|------|------|------|-----|------|-----|-----|----|----|----|-----|
| at WKU | 6 | 0-0 | .000 | 0-0 | .000 | 0-0 | .000 | 0 | 0 | 1 | 0 | 0 | 0 |
| at Vanderbilt | 10 | 0-0 | .000 | 0-0 | .000 | 0-0 | .000 | 0 | 0 | 1 | 0 | 0 | 0 |
| at Missouri State | | | | | | | | | | | | | |
| at Iowa State | 17 | 2-4 | .500 | 1-3 | .333 | 2-4 | .500 | 1 | 1 | 2 | 0 | 0 | 7 |
| at Iowa | | | | | | | | | | | | | |
| NC Central | | | | | | | | | | | | | |
| Tuskegee | | | | | | | | | | | | | |
| North Alabama | | | | | | | | | | | | | |
| at Dayton | | | | | | | | | | | | | |
| Samford | | | | | | | | | | | | | |
| at Pepperdine | | | | | | | | | | | | | |
| at UCLA | | | | | | | | | | | | | |
| at Memphis | | | | | | | | | | | | | |
| at Texas Tech | | | | | | | | | | | | | |
| at MVSU | | | | | | | | | | | | | |
| at UAPB | | | | | | | | | | | | | |
| Jackson St. | | | | | | | | | | | | | |
| Alcorn State | | | | | | | | | | | | | |
| Alabama A&M | | | | | | | | | | | | | |
| at PVAMU | | | | | | | | | | | | | |
| at Texas Southern | | | | | | | | | | | | | |
| vs. B-CU | | | | | | | | | | | | | |
| Florida A&M | | | | | | | | | | | | | |
| at Grambling St. | | | | | | | | | | | | | |
| at Southern | | | | | | | | | | | | | |
| UAPB | | | | | | | | | | | | | |
| MVSU | | | | | | | | | | | | | |
| at Florida A&M | | | | | | | | | | | | | |
| at B-CU | | | | | | | | | | | | | |
| at Alabama A&M | | | | | | | | | | | | | |
| Southern | | | | | | | | | | | | | |
| Grambling St. | | | | | | | | | | | | | |

CLARK'S CAREER STATISTICS

| Opponent | GP-GS | MIN-AVG | FG-A | PCT | 3PT-A | PCT | FT-A | PCT | OFF-DEF-TOT | AVG | PF | A | AST/G | TO | BLK | STL | PTS | AVG |
|----------|-------|----------|-------|------|-------|------|-------|------|-------------|-----|----|----|-------|----|-----|-----|-----|-----|
| 2020-21 | 12-1 | 245-20.4 | 21-64 | .328 | 6-24 | .250 | 21-25 | .840 | 7-18-25 | 2.1 | 22 | 18 | 1.5 | 14 | 0 | 10 | 69 | 5.8 |
| 2021-22 | 3-1 | 34-11.3 | 2-4 | .500 | 1-3 | .333 | 2-4 | .500 | 0-1-1 | 0.3 | 4 | 1 | 0.3 | 4 | 0 | 0 | 7 | 2.3 |
| TOTALS | 15-1 | 279-18.6 | 23-68 | .338 | 7-27 | .259 | 23-29 | .793 | 7-19-26 | 1.7 | 26 | 19 | 1.3 | 18 | 0 | 10 | 76 | 5.1 |



5 - JUAN REYNA
G /// 6-2 /// 182 /// FRESHMAN /// HS
SAN ANTONIO, TX (DUNCANVILLE HS)

CAREER HIGHS

Points: 16, at WKU (11/9/21)
Field Goals: 4, three times
Field Goals Attempted: 9, at Missouri State (11/13/21)
3-Pt Field Goals: 2, three times
3-Pt Field Goals Attempted: 5, at WKU (11/9/21)
Free Throws: 6, at WKU (11/9/21)
Free Throws Attempted: 6, at WKU (11/9/21)
Rebounds: 5 at Missouri State (11/13/21)
Assists: 1, two times
Steals: 1, at Missouri State (11/13/21)
Blocks: 0, four times
Turnovers: 3, two times
Minutes Played: 32, at Missouri State (11/13/21)

MISCELLANEOUS

| | 21-22 | ASU CAREER |
|------------------------|-------|------------|
| Double-Figure Points | 3 | 3 |
| Double-Figure Rebounds | - | - |
| Double-Doubles | - | - |
| 5+ Assists | - | - |
| Led team in Points | - | - |
| Led team in Rebounds | - | - |
| Led team in Blocks | - | - |
| Led team in Assists | - | - |

REYNA NOTEBOOK

- ◆ Helped his team win a pair of state championships, leading his team to a 37-6 record overall.
- ◆ Scored 16 points in 23 minutes in season opener against WKU (11/9/21).
- ◆ Scored in double figures in the first three games this season against Vanderbilt (11/10/21), Missouri State (11/13/21), and Iowa State (11/16/21).

2021-22 GAME-BY-GAME

| Opponent | MIN | FG | FG% | 3-PT | 3PT% | FT | FT% | REB | AST | TO | BL | ST | PTS |
|-------------------|-----|-----|------|------|------|-----|-------|-----|-----|----|----|----|-----|
| at WKU | 23 | 4-8 | .500 | 2-5 | .400 | 6-6 | 1.000 | 1 | 0 | 3 | 0 | 0 | 16 |
| at Vanderbilt | 20 | 4-7 | .571 | 2-4 | .500 | 0-0 | .000 | 3 | 1 | 3 | 0 | 0 | 10 |
| at Missouri State | 32 | 4-9 | .444 | 2-3 | .667 | 0-0 | .000 | 5 | 1 | 1 | 0 | 1 | 10 |
| at Iowa State | 25 | 1-5 | .200 | 0-2 | .000 | 0-0 | .000 | 4 | 0 | 4 | 0 | 0 | 2 |
| at Iowa | | | | | | | | | | | | | |
| NC Central | | | | | | | | | | | | | |
| Tuskegee | | | | | | | | | | | | | |
| North Alabama | | | | | | | | | | | | | |
| at Dayton | | | | | | | | | | | | | |
| Samford | | | | | | | | | | | | | |
| at Pepperdine | | | | | | | | | | | | | |
| at UCLA | | | | | | | | | | | | | |
| at Memphis | | | | | | | | | | | | | |
| at Texas Tech | | | | | | | | | | | | | |
| at MVSU | | | | | | | | | | | | | |
| at UAPB | | | | | | | | | | | | | |
| Jackson St. | | | | | | | | | | | | | |
| Alcorn State | | | | | | | | | | | | | |
| Alabama A&M | | | | | | | | | | | | | |
| at PVAMU | | | | | | | | | | | | | |
| at Texas Southern | | | | | | | | | | | | | |
| vs. B-CU | | | | | | | | | | | | | |
| Florida A&M | | | | | | | | | | | | | |
| at Grambling St. | | | | | | | | | | | | | |
| at Southern | | | | | | | | | | | | | |
| UAPB | | | | | | | | | | | | | |
| MVSU | | | | | | | | | | | | | |
| at Florida A&M | | | | | | | | | | | | | |
| at B-CU | | | | | | | | | | | | | |
| at Alabama A&M | | | | | | | | | | | | | |
| Southern | | | | | | | | | | | | | |
| Grambling St. | | | | | | | | | | | | | |

REYNA'S CAREER STATISTICS

| Opponent | GP-GS | MIN-AVG | FG-A | PCT | 3PT-A | PCT | FT-A | PCT | OFF-DEF-TOT | AVG | PF | A | AST/G | TO | BLK | STL | PTS | AVG |
|----------|-------|----------|-------|------|-------|------|------|-------|-------------|-----|----|---|-------|----|-----|-----|-----|-----|
| 2021-22 | 4-2 | 100-25.0 | 13-29 | .448 | 5-14 | .429 | 6-6 | 1.000 | 1-12-13 | 3.3 | 7 | 2 | 0.5 | 11 | 0 | 1 | 38 | 9.5 |
| TOTALS | 4-2 | 100-25.0 | 13-29 | .448 | 5-14 | .429 | 6-6 | 1.000 | 1-12-13 | 3.3 | 7 | 2 | 0.5 | 11 | 0 | 1 | 38 | 9.5 |



10 - MICHAEL BARBER

F /// 6-8 /// 212 /// SOPHOMORE /// JC
JACKSON, MS (SW MISSISSIPPI CC / HOWARD)

CAREER HIGHS

- Points: 6, at Norfolk State (2/29/20)
- Field Goals: 3, at Norfolk State (2/29/20)
- Field Goals Attempted: 7, Norfolk State (1/11/20)
- 3-Pt Field Goals: 1, at Georgia Washington (11/9/19)
- 3-Pt Field Goals Attempted: 1, Delaware State (3/5/20)
- Free Throws: 2, three times
- Free Throws Attempted: 2, four times
- Rebounds: 5, vs. Regent (12/18/19)
- Assists: 1, at Norfolk State (2/29/20)
- Steals: 3, at WKU (11/9/21)
- Blocks: 3, two times
- Turnovers: 3, at Iowa State (11/16/21)
- Minutes Played: 14, vs. Regent (12/18/19)

MISCELLANEOUS

| | 21-22 | ASU CAREER |
|------------------------|-------|------------|
| Double-Figure Points | -- | -- |
| Double-Figure Rebounds | -- | -- |
| Double-Doubles | -- | -- |
| 5+ Assists | -- | -- |
| Led team in Points | -- | -- |
| Led team in Rebounds | -- | -- |
| Led team in Blocks | 2 | 2 |
| Led team in Assists | -- | -- |

BARBER NOTEBOOK

- ◆ Competed in 24 contests off the bench (2019-20) at Howard.
- ◆ Recorded three assists against WKU (11/9/21).

2021-22 GAME-BY-GAME

| Opponent | MIN | FG | FG% | 3-PT | 3PT% | FT | FT% | REB | AST | TO | BL | ST | PTS |
|-------------------|-----|-----|------|------|------|-----|-------|-----|-----|----|----|----|-----|
| at WKU | 9 | 0-1 | .000 | 0-0 | .000 | 1-2 | .500 | 1 | 0 | 0 | 1 | 3 | 1 |
| at Vanderbilt | 10 | 0-0 | .000 | 0-0 | .000 | 2-2 | 1.000 | 2 | 0 | 1 | 2 | 0 | 2 |
| at Missouri State | 7 | 0-0 | .000 | 0-0 | .000 | 2-2 | 1.000 | 0 | 0 | 1 | 0 | 0 | 2 |
| at Iowa State | 15 | 0-0 | .000 | 0-0 | .000 | 0-0 | .000 | 3 | 0 | 3 | 3 | 0 | 0 |
| at Iowa | | | | | | | | | | | | | |
| NC Central | | | | | | | | | | | | | |
| Tuskegee | | | | | | | | | | | | | |
| North Alabama | | | | | | | | | | | | | |
| at Dayton | | | | | | | | | | | | | |
| Samford | | | | | | | | | | | | | |
| at Pepperdine | | | | | | | | | | | | | |
| at UCLA | | | | | | | | | | | | | |
| at Memphis | | | | | | | | | | | | | |
| at Texas Tech | | | | | | | | | | | | | |
| at MVSU | | | | | | | | | | | | | |
| at UAPB | | | | | | | | | | | | | |
| Jackson St. | | | | | | | | | | | | | |
| Alcorn State | | | | | | | | | | | | | |
| Alabama A&M | | | | | | | | | | | | | |
| at PVAMU | | | | | | | | | | | | | |
| at Texas Southern | | | | | | | | | | | | | |
| vs. B-CU | | | | | | | | | | | | | |
| Florida A&M | | | | | | | | | | | | | |
| at Grambling St. | | | | | | | | | | | | | |
| at Southern | | | | | | | | | | | | | |
| UAPB | | | | | | | | | | | | | |
| MVSU | | | | | | | | | | | | | |
| at Florida A&M | | | | | | | | | | | | | |
| at B-CU | | | | | | | | | | | | | |
| at Alabama A&M | | | | | | | | | | | | | |
| Southern | | | | | | | | | | | | | |
| Grambling St. | | | | | | | | | | | | | |

BARBER'S CAREER STATISTICS

| Opponent | GP-GS | MIN-AVG | FG-A | PCT | 3PT-A | PCT | FT-A | PCT | OFF-DEF-TOT | AVG | PF | A | AST/G | TO | BLK | STL | PTS | AVG |
|---------------|-------|---------|-------|------|-------|------|------|------|-------------|-----|----|---|-------|----|-----|-----|-----|-----|
| 2019-20 (HOW) | 24-0 | 144-6.0 | 19-38 | .500 | 1-2 | .500 | 3-5 | .600 | 11-30-41 | 1.7 | 21 | 3 | 0.1 | 9 | 9 | 7 | 42 | 1.8 |
| 2021-22 | 4-0 | 38-9.5 | 0-1 | .000 | 0-0 | .000 | 5-6 | .833 | 0-6-6 | 1.5 | 8 | 0 | 0.0 | 5 | 6 | 3 | 6 | 1.5 |
| TOTALS | 28-0 | 182-6.5 | 19-39 | .487 | 1-2 | .500 | 8-11 | .727 | 11-36-47 | 1.7 | 29 | 3 | 0.1 | 14 | 15 | 10 | 48 | 1.7 |



11 - JAYME MITCHELL
G /// 6-5 /// 187 /// FRESHMAN /// HS
JACKSON, MS (FOREST HILL HS)

CAREER HIGHS
Points: 8, at Vanderbilt (11/10/21)
Field Goals: 2, at Vanderbilt (11/10/21)
Field Goals Attempted: 3, at Vanderbilt (11/10/21)
3-Pt Field Goals: 0, four times
3-Pt Field Goals Attempted: 1, two times
Free Throws: 4, at Vanderbilt (11/10/21)
Free Throws Attempted: 4, at Vanderbilt (11/10/21)
Rebounds: 5, at Vanderbilt (11/10/21)
Assists: 3, at Vanderbilt (11/10/21)
Steals: 1, at Vanderbilt (11/10/21)
Blocks: 1, two times
Turnovers: 2, at Vanderbilt (11/10/21)
Minutes Played: 19, at Vanderbilt (11/10/21)

| MISCELLANEOUS | | |
|------------------------|-------|------------|
| | 21-22 | ASU CAREER |
| Double-Figure Points | - | - |
| Double-Figure Rebounds | - | - |
| Double-Doubles | - | - |
| 5+ Assists | - | - |
| Led team in Points | - | - |
| Led team in Rebounds | - | - |
| Led team in Blocks | - | - |
| Led team in Assists | - | - |

- MITCHELL NOTEBOOK**
- ◆ Saw action against WKU (11/9/21) off the bench.
 - ◆ Played double-digit minutes in back-to-back games against Vanderbilt (11/10/21) and Missouri State (11/13/21).
 - ◆ Scored a career-high eight points against Vanderbil (11/10/21) off the bench.

| 2021-22 GAME-BY-GAME | | | | | | | | | | | | | |
|----------------------|-----|-----|------|------|------|-----|-------|-----|-----|----|----|----|-----|
| Opponent | MIN | FG | FG% | 3-PT | 3PT% | FT | FT% | REB | AST | TO | BL | ST | PTS |
| at WKU | 1 | 0-1 | .000 | 0-0 | .000 | 0-0 | .000 | 0 | 0 | 0 | 1 | 0 | 0 |
| at Vanderbilt | 19 | 2-3 | .667 | 0-1 | .000 | 4-4 | 1.000 | 5 | 3 | 2 | 1 | 1 | 8 |
| at Missouri State | 11 | 0-2 | .000 | 0-1 | .000 | 0-0 | .000 | 1 | 0 | 1 | 0 | 0 | 0 |
| at Iowa State | 3 | 0-1 | .000 | 0-0 | .000 | 0-0 | .000 | 0 | 0 | 0 | 0 | 0 | 0 |
| at Iowa | | | | | | | | | | | | | |
| NC Central | | | | | | | | | | | | | |
| Tuskegee | | | | | | | | | | | | | |
| North Alabama | | | | | | | | | | | | | |
| at Dayton | | | | | | | | | | | | | |
| Samford | | | | | | | | | | | | | |
| at Pepperdine | | | | | | | | | | | | | |
| at UCLA | | | | | | | | | | | | | |
| at Memphis | | | | | | | | | | | | | |
| at Texas Tech | | | | | | | | | | | | | |
| at MVSU | | | | | | | | | | | | | |
| at UAPB | | | | | | | | | | | | | |
| Jackson St. | | | | | | | | | | | | | |
| Alcorn State | | | | | | | | | | | | | |
| Alabama A&M | | | | | | | | | | | | | |
| at PVAMU | | | | | | | | | | | | | |
| at Texas Southern | | | | | | | | | | | | | |
| vs. B-CU | | | | | | | | | | | | | |
| Florida A&M | | | | | | | | | | | | | |
| at Grambling St. | | | | | | | | | | | | | |
| at Southern | | | | | | | | | | | | | |
| UAPB | | | | | | | | | | | | | |
| MVSU | | | | | | | | | | | | | |
| at Florida A&M | | | | | | | | | | | | | |
| at B-CU | | | | | | | | | | | | | |
| at Alabama A&M | | | | | | | | | | | | | |
| Southern | | | | | | | | | | | | | |
| Grambling St. | | | | | | | | | | | | | |

| MITCHELL'S CAREER STATISTICS | | | | | | | | | | | | | | | | | | |
|------------------------------|-------|---------|------|------|-------|------|------|-------|-------------|-----|----|---|-------|----|-----|-----|-----|-----|
| Opponent | GP-GS | MIN-AVG | FG-A | PCT | 3PT-A | PCT | FT-A | PCT | OFF-DEF-TOT | AVG | PF | A | AST/G | TO | BLK | STL | PTS | AVG |
| 2021-22 | 4-0 | 34-8.5 | 2-7 | .286 | 0-2 | .000 | 4-4 | 1.000 | 1-5-6 | 1.5 | 5 | 3 | 0.8 | 3 | 1 | 1 | 8 | 2.0 |
| TOTALS | 4-0 | 34-8.5 | 2-7 | .286 | 0-2 | .000 | 4-4 | 1.000 | 1-5-6 | 1.5 | 5 | 3 | 0.8 | 3 | 1 | 1 | 8 | 2.0 |



12 - MALIK SMILEY

G /// 6-3 /// 165 /// R-FRESHMAN /// 1L
BIRMINGHAM, AL (IMG ACADEMY)

CAREER HIGHS

Points: 0, two times
Field Goals: 0, two times
Field Goals Attempted: 0, two times
3-Pt Field Goals: 0, two times
3-Pt Field Goals Attempted: 0, two times
Free Throws: 0, two times
Free Throws Attempted: 0, two times
Rebounds: 0, two times
Assists: 0, two times
Steals: 0, two times
Blocks: 0, two times
Turnovers: 0, two times
Minutes Played: 2, at Prairie View A&M (2/1/21)

MISCELLANEOUS

| | 21-22 | ASU CAREER |
|------------------------|-------|------------|
| Double-Figure Points | -- | -- |
| Double-Figure Rebounds | -- | -- |
| Double-Doubles | -- | -- |
| 5+ Assists | -- | -- |
| Led team in Points | -- | -- |
| Led team in Rebounds | -- | -- |
| Led team in Blocks | -- | -- |
| Led team in Assists | -- | -- |

SMILEY NOTEBOOK

♦ Saw action in a pair of games during 2020-21 season,

2021-22 GAME-BY-GAME

| Opponent | MIN | FG | FG% | 3-PT | 3PT% | FT | FT% | REB | AST | TO | BL | ST | PTS |
|-------------------|-----|----|-----|------|------|----|-----|-----|-----|----|----|----|-----|
| at WKU | | | | | | | | | | | | | |
| at Vanderbilt | | | | | | | | | | | | | |
| at Missouri St. | | | | | | | | | | | | | |
| at Iowa State | | | | | | | | | | | | | |
| at Iowa | | | | | | | | | | | | | |
| NC Central | | | | | | | | | | | | | |
| Tuskegee | | | | | | | | | | | | | |
| North Alabama | | | | | | | | | | | | | |
| at Dayton | | | | | | | | | | | | | |
| Samford | | | | | | | | | | | | | |
| at Pepperdine | | | | | | | | | | | | | |
| at UCLA | | | | | | | | | | | | | |
| at Memphis | | | | | | | | | | | | | |
| at Texas Tech | | | | | | | | | | | | | |
| at MVSU | | | | | | | | | | | | | |
| at UAPB | | | | | | | | | | | | | |
| Jackson St. | | | | | | | | | | | | | |
| Alcorn State | | | | | | | | | | | | | |
| Alabama A&M | | | | | | | | | | | | | |
| at PVAMU | | | | | | | | | | | | | |
| at Texas Southern | | | | | | | | | | | | | |
| vs. B-CU | | | | | | | | | | | | | |
| Florida A&M | | | | | | | | | | | | | |
| at Grambling St. | | | | | | | | | | | | | |
| at Southern | | | | | | | | | | | | | |
| UAPB | | | | | | | | | | | | | |
| MVSU | | | | | | | | | | | | | |
| at Florida A&M | | | | | | | | | | | | | |
| at B-CU | | | | | | | | | | | | | |
| at Alabama A&M | | | | | | | | | | | | | |
| Southern | | | | | | | | | | | | | |
| Grambling St. | | | | | | | | | | | | | |

SMILEY'S CAREER STATISTICS

| Opponent | GP-GS | MIN-AVG | FG-A | PCT | 3PT-A | PCT | FT-A | PCT | OFF-DEF-TOT | AVG | PF | A | AST/G | TO | BLK | STL | PTS | AVG |
|----------|-------|---------|------|------|-------|------|------|------|-------------|-----|----|---|-------|----|-----|-----|-----|-----|
| 2020-21 | 2-0 | 2-1.0 | 0-0 | .000 | 0-0 | .000 | 0-0 | .000 | 0-0-0 | 0.0 | 0 | 0 | 0.0 | 0 | 0 | 0 | 0 | 0.0 |
| TOTALS | 2-0 | 2-1.0 | 0-0 | .000 | 0-0 | .000 | 0-0 | .000 | 0-0-0 | 0.0 | 0 | 0 | 0.0 | 0 | 0 | 0 | 0 | 0.0 |



13 - KAREEM CLARK

G /// 6-2 /// 191 /// JUNIOR /// JC
SACRAMENTO, CA (SOUTH MOUNTAIN CC)

CAREER HIGHS

Points: -
Field Goals: -
Field Goals Attempted: -
3-Pt Field Goals: -
3-Pt Field Goals Attempted: -
Free Throws: -
Free Throws Attempted: -
Rebounds: -
Assists: -
Steals: -
Blocks: -
Turnovers: -
Minutes Played: -

MISCELLANEOUS

| | 21-22 | ASU CAREER |
|------------------------|-------|------------|
| Double-Figure Points | - | - |
| Double-Figure Rebounds | - | - |
| Double-Doubles | - | - |
| 5+ Assists | - | - |
| Led team in Points | - | - |
| Led team in Rebounds | - | - |
| Led team in Blocks | - | - |
| Led team in Assists | - | - |

CLARK NOTEBOOK

- ◆ Has not played thus far for Alabama State, missed the season opener due to injury against WKU (11/9/21) and the contest against Vanderbilt (11/10/21)

2021-22 GAME-BY-GAME

| Opponent | MIN | FG | FG% | 3-PT | 3PT% | FT | FT% | REB | AST | TO | BL | ST | PTS |
|-------------------|-----|----|-----|------|------|----|-----|-----|-----|----|----|----|-----|
| at WKU | | | | | | | | | | | | | |
| at Vanderbilt | | | | | | | | | | | | | |
| at Missouri St. | | | | | | | | | | | | | |
| at Iowa State | | | | | | | | | | | | | |
| at Iowa | | | | | | | | | | | | | |
| NC Central | | | | | | | | | | | | | |
| Tuskegee | | | | | | | | | | | | | |
| North Alabama | | | | | | | | | | | | | |
| at Dayton | | | | | | | | | | | | | |
| Samford | | | | | | | | | | | | | |
| at Pepperdine | | | | | | | | | | | | | |
| at UCLA | | | | | | | | | | | | | |
| at Memphis | | | | | | | | | | | | | |
| at Texas Tech | | | | | | | | | | | | | |
| at MVSU | | | | | | | | | | | | | |
| at UAPB | | | | | | | | | | | | | |
| Jackson St. | | | | | | | | | | | | | |
| Alcorn State | | | | | | | | | | | | | |
| Alabama A&M | | | | | | | | | | | | | |
| at PVAMU | | | | | | | | | | | | | |
| at Texas Southern | | | | | | | | | | | | | |
| vs. B-CU | | | | | | | | | | | | | |
| Florida A&M | | | | | | | | | | | | | |
| at Grambling St. | | | | | | | | | | | | | |
| at Southern | | | | | | | | | | | | | |
| UAPB | | | | | | | | | | | | | |
| MVSU | | | | | | | | | | | | | |
| at Florida A&M | | | | | | | | | | | | | |
| at B-CU | | | | | | | | | | | | | |
| at Alabama A&M | | | | | | | | | | | | | |
| Southern | | | | | | | | | | | | | |
| Grambling St. | | | | | | | | | | | | | |

CLARK'S CAREER STATISTICS

| Opponent | GP-GS | MIN-AVG | FG-A | PCT | 3PT-A | PCT | FT-A | PCT | OFF-DEF-TOT | AVG | PF | A | AST/G | TO | BLK | STL | PTS | AVG |
|----------|-------|---------|------|-----|-------|-----|------|-----|-------------|-----|----|---|-------|----|-----|-----|-----|-----|
| 2021-22 | | | | | | | | | | | | | | | | | | |
| TOTALS | | | | | | | | | | | | | | | | | | |



15 - KEVION STEWART

G /// 6-3 /// 193 /// SENIOR /// 2L
MEMPHIS, TN (SIUE / CHATTANOOGA STATE)

CAREER HIGHS

Points: 21, at Grambling State (3/4/21)
Field Goals: 7, at Texas Southern (1/30/21)
Field Goals Attempted: 13, at Grambling State (3/4/21)
3-Pt Field Goals: 5, at MVSU (1/12/21)
3-Pt Field Goals Attempted: 8, at Grambling State (3/4/21)
Free Throws: 7, at Grambling State (3/4/21)
Free Throws Attempted: 9, at Jackson State (3/6/21)
Rebounds: 5, vs. Alabama A&M (2/13/21)
Assists: 2, at Southern (2/22/21)
Steals: 4, at Grambling State (3/4/21)
Blocks: 2, at Boise State (12/14/19)
Turnovers: 4, vs. Alcorn State (1/23/21)
Minutes Played: 34, at Jackson State (3/6/21)

MISCELLANEOUS

| | 21-22 | ASU CAREER |
|------------------------|-------|------------|
| Double-Figure Points | -- | 9 |
| Double-Figure Rebounds | -- | -- |
| Double-Doubles | -- | -- |
| 5+ Assists | -- | -- |
| Led team in Points | -- | -- |
| Led team in Rebounds | -- | -- |
| Led team in Blocks | -- | -- |
| Led team in Assists | -- | -- |

STEWART NOTEBOOK

- ◆ Played in 18 games and started in 11 games.
- ◆ Scored a total of 147 points in the shortened season.
- ◆ Father, Dwight Stewart, played and won national title at Arkansas.
- ◆ Did not play in season opener against WKU (11/9/21).

2021-22 GAME-BY-GAME

| Opponent | MIN | FG | FG% | 3-PT | 3PT% | FT | FT% | REB | AST | TO | BL | ST | PTS |
|-------------------|-----|-----|------|------|------|-----|------|-----|-----|----|----|----|-----|
| at WKU | | | | | | | | | | | | | |
| at Vanderbilt | 10 | 1-4 | .250 | 0-3 | .000 | 0-0 | .000 | 0 | 0 | 0 | 0 | 0 | 2 |
| at Missouri State | 6 | 1-4 | .250 | 1-3 | .333 | 0-0 | .000 | 1 | 0 | 0 | 0 | 0 | 3 |
| at Iowa State | 6 | 1-4 | .250 | 1-2 | .500 | 1-2 | .500 | 1 | 0 | 0 | 0 | 0 | 4 |
| at Iowa | | | | | | | | | | | | | |
| NC Central | | | | | | | | | | | | | |
| Tuskegee | | | | | | | | | | | | | |
| North Alabama | | | | | | | | | | | | | |
| at Dayton | | | | | | | | | | | | | |
| Samford | | | | | | | | | | | | | |
| at Pepperdine | | | | | | | | | | | | | |
| at UCLA | | | | | | | | | | | | | |
| at Memphis | | | | | | | | | | | | | |
| at Texas Tech | | | | | | | | | | | | | |
| at MVSU | | | | | | | | | | | | | |
| at UAPB | | | | | | | | | | | | | |
| Jackson St. | | | | | | | | | | | | | |
| Alcorn State | | | | | | | | | | | | | |
| Alabama A&M | | | | | | | | | | | | | |
| at PVAMU | | | | | | | | | | | | | |
| at Texas Southern | | | | | | | | | | | | | |
| vs. B-CU | | | | | | | | | | | | | |
| Florida A&M | | | | | | | | | | | | | |
| at Grambling St. | | | | | | | | | | | | | |
| at Southern | | | | | | | | | | | | | |
| UAPB | | | | | | | | | | | | | |
| MVSU | | | | | | | | | | | | | |
| at Florida A&M | | | | | | | | | | | | | |
| at B-CU | | | | | | | | | | | | | |
| at Alabama A&M | | | | | | | | | | | | | |
| Southern | | | | | | | | | | | | | |
| Grambling St. | | | | | | | | | | | | | |

STEWART'S CAREER STATISTICS

| Opponent | GP-GS | MIN-AVG | FG-A | PCT | 3PT-A | PCT | FT-A | PCT | OFF-DEF-TOT | AVG | PF | A | AST/G | TO | BLK | STL | PTS | AVG |
|----------|-------|----------|--------|------|--------|------|-------|------|-------------|-----|----|----|-------|----|-----|-----|-----|-----|
| 2019-20 | 26-10 | 323-12.4 | 29-106 | .274 | 15-70 | .214 | 16-26 | .615 | 8-23-31 | 1.2 | 37 | 8 | 0.3 | 16 | 4 | 14 | 89 | 3.4 |
| 2020-21 | 18-11 | 368-20.4 | 39-114 | .342 | 30-77 | .390 | 39-52 | .750 | 10-36-46 | 2.6 | 47 | 11 | 0.6 | 28 | 2 | 15 | 147 | 8.2 |
| 2021-22 | 3-0 | 24-8.0 | 3-12 | .250 | 2-8 | .250 | 1-2 | .500 | 1-1-2 | 0.7 | 2 | 0 | 0.0 | 0 | 0 | 0 | 9 | 3.0 |
| TOTALS | 47-21 | 713-15.2 | 71-232 | .306 | 47-155 | .303 | 56-80 | .700 | 19-60-79 | 1.7 | 86 | 19 | 0.4 | 44 | 6 | 29 | 245 | 5.2 |



20 - KENNY STRAWBRIDGE

G /// 6-6 /// 202 /// R-SOPHOMORE /// 1L
ROCKFORD, IL (WESTERN NEBRASKA / UMKC)

CAREER HIGHS

- Points: 19, vs. Texas Southern (2/27/21)
- Field Goals: 7, at UAPB (1/9/21)
- Field Goals Attempted: 15, at Alabama A&M (1/16/21)
- 3-Pt Field Goals: 3, vs. Alabama A&M (2/13/21)
- 3-Pt Field Goals Attempted: 5, vs. Alabama A&M (2/13/21)
- Free Throws: 10, vs. Southern (1/25/21)
- Free Throws Attempted: 13, vs. Southern (1/25/21)
- Rebounds: 14, vs. Southern (1/25/21)
- Assists: 5, at WKU (11/9/21)
- Steals: 4, at Southern (2/22/21)
- Blocks: 2, vs. Alabama A&M (2/13/21)
- Turnovers: 6, vs. Alcorn State (1/23/21)
- Minutes Played: 39, at MVSU (1/12/21)

MISCELLANEOUS

| | 21-22 | ASU CAREER |
|------------------------|-------|------------|
| Double-Figure Points | 1 | 11 |
| Double-Figure Rebounds | - | 5 |
| Double-Doubles | - | 4 |
| 5+ Assists | - | - |
| Led team in Points | - | - |
| Led team in Rebounds | - | - |
| Led team in Blocks | - | - |
| Led team in Assists | 1 | 1 |

STRAWBRIDGE NOTEBOOK

- ◆ Second-leading scorer on last year's team, and earned a spot on ESPN Top 10 for his buzzer-beater against Southern.
- ◆ Named Second Team Preseason All-SWAC ahead of the 2021-22 season.
- ◆ Dished out five assists against WKU (11/9/21).

2021-22 GAME-BY-GAME

| Opponent | MIN | FG | FG% | 3-PT | 3PT% | FT | FT% | REB | AST | TO | BL | ST | PTS |
|-------------------|-----|------|------|------|------|-----|------|-----|-----|----|----|----|-----|
| at WKU | 28 | 4-8 | .500 | 0-1 | .000 | 0-1 | .000 | 4 | 5 | 2 | 0 | 0 | 8 |
| at Vanderbilt | 18 | 2-7 | .286 | 0-1 | .000 | 3-4 | .750 | 5 | 0 | 3 | 0 | 1 | 7 |
| at Missouri State | 32 | 5-10 | .500 | 0-1 | .000 | 2-3 | .667 | 2 | 1 | 3 | 0 | 0 | 12 |
| at Iowa State | 27 | 3-9 | .333 | 0-0 | .000 | 0-0 | .000 | 3 | 3 | 3 | 0 | 2 | 6 |
| at Iowa | | | | | | | | | | | | | |
| NC Central | | | | | | | | | | | | | |
| Tuskegee | | | | | | | | | | | | | |
| North Alabama | | | | | | | | | | | | | |
| at Dayton | | | | | | | | | | | | | |
| Samford | | | | | | | | | | | | | |
| at Pepperdine | | | | | | | | | | | | | |
| at UCLA | | | | | | | | | | | | | |
| at Memphis | | | | | | | | | | | | | |
| at Texas Tech | | | | | | | | | | | | | |
| at MVSU | | | | | | | | | | | | | |
| at UAPB | | | | | | | | | | | | | |
| Jackson St. | | | | | | | | | | | | | |
| Alcorn State | | | | | | | | | | | | | |
| Alabama A&M | | | | | | | | | | | | | |
| at PVAMU | | | | | | | | | | | | | |
| at Texas Southern | | | | | | | | | | | | | |
| vs. B-CU | | | | | | | | | | | | | |
| Florida A&M | | | | | | | | | | | | | |
| at Grambling St. | | | | | | | | | | | | | |
| at Southern | | | | | | | | | | | | | |
| UAPB | | | | | | | | | | | | | |
| MVSU | | | | | | | | | | | | | |
| at Florida A&M | | | | | | | | | | | | | |
| at B-CU | | | | | | | | | | | | | |
| at Alabama A&M | | | | | | | | | | | | | |
| Southern | | | | | | | | | | | | | |
| Grambling St. | | | | | | | | | | | | | |

STRAWBRIDGE'S CAREER STATISTICS

| Opponent | GP-GS | MIN-AVG | FG-A | PCT | 3PT-A | PCT | FT-A | PCT | OFF-DEF-TOT | AVG | PF | A | AST/G | TO | BLK | STL | PTS | AVG |
|----------|-------|----------|--------|------|-------|------|-------|------|-------------|-----|----|----|-------|----|-----|-----|-----|------|
| 2020-21 | 18-17 | 540-30.0 | 61-170 | .359 | 11-47 | .234 | 56-78 | .718 | 32-98-130 | 7.2 | 44 | 24 | 1.3 | 35 | 6 | 14 | 189 | 10.5 |
| 2021-22 | 4-4 | 105-26.3 | 14-34 | .412 | 0-3 | .000 | 5-8 | .625 | 6-8-14 | 3.5 | 8 | 9 | 2.3 | 11 | 0 | 3 | 33 | 8.3 |
| TOTALS | 22-21 | 645-29.3 | 76-207 | .367 | 11-51 | .216 | 61-86 | .709 | 38-106-144 | 6.5 | 52 | 33 | 1.5 | 46 | 6 | 17 | 222 | 10.1 |



MCCRAY NOTEBOOK

- ◆ Played at Cal State Fullerton before transferring to Alabama State.
- ◆ Did not play against WKU (11/9/21).
- ◆ Scored a career-high eight points off the bench against Vanderbilt (11/10/21) in just nine minutes.

2021-22 GAME-BY-GAME

| Opponent | MIN | FG | FG% | 3-PT | 3PT% | FT | FT% | REB | AST | TO | BL | ST | PTS |
|-------------------|-----|-----|------|------|------|-----|------|-----|-----|----|----|----|-----|
| at WKU | | | | | | | | | | | | | |
| at Vanderbilt | 9 | 4-5 | .800 | 0-0 | .000 | 0-0 | .000 | 0 | 0 | 1 | 0 | 1 | 8 |
| at Missouri State | 7 | 1-2 | .500 | 0-1 | .000 | 0-0 | .000 | 1 | 1 | 1 | 0 | 0 | 2 |
| at Iowa State | | | | | | | | | | | | | |
| at Iowa | | | | | | | | | | | | | |
| NC Central | | | | | | | | | | | | | |
| Tuskegee | | | | | | | | | | | | | |
| North Alabama | | | | | | | | | | | | | |
| at Dayton | | | | | | | | | | | | | |
| Samford | | | | | | | | | | | | | |
| at Pepperdine | | | | | | | | | | | | | |
| at UCLA | | | | | | | | | | | | | |
| at Memphis | | | | | | | | | | | | | |
| at Texas Tech | | | | | | | | | | | | | |
| at MVSU | | | | | | | | | | | | | |
| at UAPB | | | | | | | | | | | | | |
| Jackson St. | | | | | | | | | | | | | |
| Alcorn State | | | | | | | | | | | | | |
| Alabama A&M | | | | | | | | | | | | | |
| at PVAMU | | | | | | | | | | | | | |
| at Texas Southern | | | | | | | | | | | | | |
| vs. B-CU | | | | | | | | | | | | | |
| Florida A&M | | | | | | | | | | | | | |
| at Grambling St. | | | | | | | | | | | | | |
| at Southern | | | | | | | | | | | | | |
| UAPB | | | | | | | | | | | | | |
| MVSU | | | | | | | | | | | | | |
| at Florida A&M | | | | | | | | | | | | | |
| at B-CU | | | | | | | | | | | | | |
| at Alabama A&M | | | | | | | | | | | | | |
| Southern | | | | | | | | | | | | | |
| Grambling St. | | | | | | | | | | | | | |

21 - CHRISTIAN MCCRAY

G /// 6-6 /// 171 /// JUNIOR /// TR
LAS VEGAS, NV (CAL STATE FULLERTON)

CAREER HIGHS

Points: 9, vs. San Diego Christian (12/13/20)
Field Goals: 4, at Vanderbilt (11/10/21)
Field Goals Attempted: 5, at Vanderbilt (11/10/21)
3-Pt Field Goals: 0, three times
3-Pt Field Goals Attempted: 1, at Missouri State (11/13/21)
Free Throws: 0, three times
Free Throws Attempted: 0, three times
Rebounds: 1, at Missouri State (11/13/21)
Assists: 1, at Missouri State (11/13/21)
Steals: 1, at Vanderbilt (11/10/21)
Blocks: 0, three times
Turnovers: 1, three times
Minutes Played: 9, two times

MISCELLANEOUS

| | 21-22 | ASU CAREER |
|------------------------|-------|------------|
| Double-Figure Points | -- | -- |
| Double-Figure Rebounds | -- | -- |
| Double-Doubles | -- | -- |
| 5+ Assists | -- | -- |
| Led team in Points | -- | -- |
| Led team in Rebounds | -- | -- |
| Led team in Blocks | -- | -- |
| Led team in Assists | -- | -- |

MCCRAY'S CAREER STATISTICS

| Opponent | GP-GS | MIN-AVG | FG-A | PCT | 3PT-A | PCT | FT-A | PCT | OFF-DEF-TOT | AVG | PF | A | AST/G | TO | BLK | STL | PTS | AVG |
|----------------|-------|---------|------|------|-------|------|------|------|-------------|-----|----|---|-------|----|-----|-----|-----|-----|
| 2020-21 (CSUF) | 1-0 | 9-9.0 | 2-4 | .500 | 0-0 | .000 | 0-0 | .000 | 0-0-0 | 0.0 | 2 | 0 | 0.0 | 1 | 0 | 0 | 4 | 4.0 |
| 2021-22 | 2-0 | 16-8.0 | 5-7 | .714 | 0-1 | .000 | 0-0 | .000 | 1-0-1 | 0.5 | 1 | 1 | 0.5 | 2 | 0 | 1 | 10 | 5.0 |
| TOTALS | 3-0 | 25-8.3 | 7-11 | .636 | 0-1 | .000 | 0-0 | .000 | 1-0-1 | 0.3 | 3 | 1 | 0.3 | 3 | 0 | 1 | 14 | 4.7 |



22 - DARRELL REED
F /// 6-8 /// 211 /// FRESHMAN /// HS
HAMMOND, IN (HAMMOND HS)

CAREER HIGHS

Points: -
Field Goals: -
Field Goals Attempted: -
3-Pt Field Goals: -
3-Pt Field Goals Attempted: -
Free Throws: -
Free Throws Attempted: -
Rebounds: -
Assists: -
Steals: -
Blocks: -
Turnovers: -
Minutes Played: -

MISCELLANEOUS

| | 21-22 | ASU CAREER |
|------------------------|-------|------------|
| Double-Figure Points | - | - |
| Double-Figure Rebounds | - | - |
| Double-Doubles | - | - |
| 5+ Assists | - | - |
| Led team in Points | - | - |
| Led team in Rebounds | - | - |
| Led team in Blocks | - | - |
| Led team in Assists | - | - |

REED NOTEBOOK


- ♦ Has not played this season due to injury.

2021-22 GAME-BY-GAME

| Opponent | MIN | FG | FG% | 3-PT | 3PT% | FT | FT% | REB | AST | TO | BL | ST | PTS |
|-------------------|-----|----|-----|------|------|----|-----|-----|-----|----|----|----|-----|
| at WKU | | | | | | | | | | | | | |
| at Vanderbilt | | | | | | | | | | | | | |
| at Missouri St. | | | | | | | | | | | | | |
| at Iowa State | | | | | | | | | | | | | |
| at Iowa | | | | | | | | | | | | | |
| NC Central | | | | | | | | | | | | | |
| Tuskegee | | | | | | | | | | | | | |
| North Alabama | | | | | | | | | | | | | |
| at Dayton | | | | | | | | | | | | | |
| Samford | | | | | | | | | | | | | |
| at Pepperdine | | | | | | | | | | | | | |
| at UCLA | | | | | | | | | | | | | |
| at Memphis | | | | | | | | | | | | | |
| at Texas Tech | | | | | | | | | | | | | |
| at MVSU | | | | | | | | | | | | | |
| at UAPB | | | | | | | | | | | | | |
| Jackson St. | | | | | | | | | | | | | |
| Alcorn State | | | | | | | | | | | | | |
| Alabama A&M | | | | | | | | | | | | | |
| at PVAMU | | | | | | | | | | | | | |
| at Texas Southern | | | | | | | | | | | | | |
| vs. B-CU | | | | | | | | | | | | | |
| Florida A&M | | | | | | | | | | | | | |
| at Grambling St. | | | | | | | | | | | | | |
| at Southern | | | | | | | | | | | | | |
| UAPB | | | | | | | | | | | | | |
| MVSU | | | | | | | | | | | | | |
| at Florida A&M | | | | | | | | | | | | | |
| at B-CU | | | | | | | | | | | | | |
| at Alabama A&M | | | | | | | | | | | | | |
| Southern | | | | | | | | | | | | | |
| Grambling St. | | | | | | | | | | | | | |

REED'S CAREER STATISTICS

| Opponent | GP-GS | MIN-AVG | FG-A | PCT | 3PT-A | PCT | FT-A | PCT | OFF-DEF-TOT | AVG | PF | A | AST/G | TO | BLK | STL | PTS | AVG |
|----------|-------|---------|------|-----|-------|-----|------|-----|-------------|-----|----|---|-------|----|-----|-----|-----|-----|
| 2021-22 | | | | | | | | | | | | | | | | | | |
| TOTALS | | | | | | | | | | | | | | | | | | |



23 - ASHTON MCCLELLAND

G /// 6-0 /// 153 /// R-SOPHOMORE /// TR
HOUSTON, TX (TEXAS SOUTHERN)

CAREER HIGHS

Points: 9, vs. LeTourneau (12/11/20)
Field Goals: 3, vs. LeTourneau (12/11/20)
Field Goals Attempted: 7, vs. MVSU (2/23/21)
3-Pt Field Goals: 1, five times
3-Pt Field Goals Attempted: 5, vs. MVSU (2/23/21)
Free Throws: 2, vs. LeTourneau (12/11/20)
Free Throws Attempted: 3, vs. LeTourneau (12/11/20)
Rebounds: 2, vs. MVSU (2/23/21)
Assists: 1, vs. MVSU (2/23/21)
Steals: 1, vs. MVSU (2/23/21)
Blocks: 0, 22 times
Turnovers: 1, two times
Minutes Played: 18, vs. LeTourneau (12/11/20)

MISCELLANEOUS

| | 21-22 | ASU CAREER |
|------------------------|-------|------------|
| Double-Figure Points | -- | -- |
| Double-Figure Rebounds | -- | -- |
| Double-Doubles | -- | -- |
| 5+ Assists | -- | -- |
| Led team in Points | -- | -- |
| Led team in Rebounds | -- | -- |
| Led team in Blocks | -- | -- |
| Led team in Assists | -- | -- |

MCCLELLAND NOTEBOOK

- ◆ Transfer from Texas Southern.
- ◆ Has not played this season.

2021-22 GAME-BY-GAME

| Opponent | MIN | FG | FG% | 3-PT | 3PT% | FT | FT% | REB | AST | TO | BL | ST | PTS |
|-------------------|-----|----|-----|------|------|----|-----|-----|-----|----|----|----|-----|
| at WKU | | | | | | | | | | | | | |
| at Vanderbilt | | | | | | | | | | | | | |
| at Missouri St. | | | | | | | | | | | | | |
| at Iowa State | | | | | | | | | | | | | |
| at Iowa | | | | | | | | | | | | | |
| NC Central | | | | | | | | | | | | | |
| Tuskegee | | | | | | | | | | | | | |
| North Alabama | | | | | | | | | | | | | |
| at Dayton | | | | | | | | | | | | | |
| Samford | | | | | | | | | | | | | |
| at Pepperdine | | | | | | | | | | | | | |
| at UCLA | | | | | | | | | | | | | |
| at Memphis | | | | | | | | | | | | | |
| at Texas Tech | | | | | | | | | | | | | |
| at MVSU | | | | | | | | | | | | | |
| at UAPB | | | | | | | | | | | | | |
| Jackson St. | | | | | | | | | | | | | |
| Alcorn State | | | | | | | | | | | | | |
| Alabama A&M | | | | | | | | | | | | | |
| at PVAMU | | | | | | | | | | | | | |
| at Texas Southern | | | | | | | | | | | | | |
| vs. B-CU | | | | | | | | | | | | | |
| Florida A&M | | | | | | | | | | | | | |
| at Grambling St. | | | | | | | | | | | | | |
| at Southern | | | | | | | | | | | | | |
| UAPB | | | | | | | | | | | | | |
| MVSU | | | | | | | | | | | | | |
| at Florida A&M | | | | | | | | | | | | | |
| at B-CU | | | | | | | | | | | | | |
| at Alabama A&M | | | | | | | | | | | | | |
| Southern | | | | | | | | | | | | | |
| Grambling St. | | | | | | | | | | | | | |

MCCLELLAND'S CAREER STATISTICS

| Opponent | GP-GS | MIN-AVG | FG-A | PCT | 3PT-A | PCT | FT-A | PCT | OFF-DEF-TOT | AVG | PF | A | AST/G | TO | BLK | STL | PTS | AVG |
|---------------|-------|---------|------|------|-------|------|------|------|-------------|-----|----|---|-------|----|-----|-----|-----|-----|
| 2019-20 (TSU) | 12-0 | 30-2.5 | 4-17 | .235 | 3-12 | .250 | 1-2 | .500 | 0-1-1 | 0.1 | 2 | 0 | 0.0 | 1 | 0 | 2 | 12 | 1.0 |
| 2020-21 (TSU) | 10-0 | 43-4.3 | 5-15 | .333 | 2-11 | .182 | 2-3 | .667 | 0-5-5 | 0.5 | 5 | 1 | 0.1 | 1 | 0 | 2 | 14 | 1.4 |
| 2021-22 | | | | | | | | | | | | | | | | | | |
| TOTALS | 22-0 | 73-3.3 | 9-32 | 0.3 | 5-23 | 0.2 | 3-5 | .600 | 0-6-6 | 0.3 | 7 | 1 | 0.1 | 2 | 0 | 4 | 26 | 1.2 |



24 - ISAIAH RANGE

G /// 6-3 /// 215 /// SOPHOMORE /// TR
CEDAR HILL, TX (TARLETON STATE)

CAREER HIGHS

Points: 21, vs. Cameron (2/8/20)
Field Goals: 10, vs. Cameron (2/8/20)
Field Goals Attempted: 16, vs. Cameron (2/8/20)
3-Pt Field Goals: 2, two times
3-Pt Field Goals Attempted: 6, at WKU (11/9/21)
Free Throws: 6, vs. Western New Mexico (1/18/20)
Free Throws Attempted: 6, vs. W. New Mexico (1/18/20)
Rebounds: 11, vs. St. Edward's (3/6/20)
Assists: 4, vs. Western New Mexico (1/18/20)
Steals: 4, at St. Edward's (1/30/20)
Blocks: 2, vs. Texas A&M-Kingsville (1/2/20)
Turnovers: 6, at Texas A&M-Kingsville (2/13/20)
Minutes Played: 37, vs. Texas A&M-Kingsville (12/21/19)

MISCELLANEOUS

| | 21-22 | ASU CAREER |
|------------------------|-------|------------|
| Double-Figure Points | 2 | 2 |
| Double-Figure Rebounds | 1 | 1 |
| Double-Doubles | 1 | 1 |
| 5+ Assists | - | - |
| Led team in Points | - | - |
| Led team in Rebounds | - | - |
| Led team in Blocks | - | - |
| Led team in Assists | - | - |

RANGE NOTEBOOK

- ◆ Transfer from Tarleton State.
- ◆ Scored 14 points off the bench against WKU (11/9/21) and grabbed four rebounds.
- ◆ Recorded his first double-double against Iowa State (11/16/21) with 15 points and 10 rebounds.

2021-22 GAME-BY-GAME

| Opponent | MIN | FG | FG% | 3-PT | 3PT% | FT | FT% | REB | AST | TO | BL | ST | PTS |
|-------------------|-----|------|------|------|------|-----|------|-----|-----|----|----|----|-----|
| at WKU | 30 | 6-13 | .462 | 2-6 | .333 | 0-0 | .000 | 4 | 2 | 6 | 1 | 0 | 14 |
| at Vanderbilt | 19 | 4-7 | .571 | 1-2 | .500 | 0-0 | .000 | 3 | 2 | 2 | 0 | 2 | 9 |
| at Missouri State | 31 | 2-9 | .222 | 1-4 | .250 | 0-0 | .000 | 6 | 0 | 6 | 0 | 2 | 5 |
| at Iowa State | 29 | 7-13 | .538 | 0-3 | .000 | 1-4 | .250 | 10 | 3 | 5 | 0 | 1 | 15 |
| at Iowa | | | | | | | | | | | | | |
| NC Central | | | | | | | | | | | | | |
| Tuskegee | | | | | | | | | | | | | |
| North Alabama | | | | | | | | | | | | | |
| at Dayton | | | | | | | | | | | | | |
| Samford | | | | | | | | | | | | | |
| at Pepperdine | | | | | | | | | | | | | |
| at UCLA | | | | | | | | | | | | | |
| at Memphis | | | | | | | | | | | | | |
| at Texas Tech | | | | | | | | | | | | | |
| at MVSU | | | | | | | | | | | | | |
| at UAPB | | | | | | | | | | | | | |
| Jackson St. | | | | | | | | | | | | | |
| Alcorn State | | | | | | | | | | | | | |
| Alabama A&M | | | | | | | | | | | | | |
| at PVAMU | | | | | | | | | | | | | |
| at Texas Southern | | | | | | | | | | | | | |
| vs. B-CU | | | | | | | | | | | | | |
| Florida A&M | | | | | | | | | | | | | |
| at Grambling St. | | | | | | | | | | | | | |
| at Southern | | | | | | | | | | | | | |
| UAPB | | | | | | | | | | | | | |
| MVSU | | | | | | | | | | | | | |
| at Florida A&M | | | | | | | | | | | | | |
| at B-CU | | | | | | | | | | | | | |
| at Alabama A&M | | | | | | | | | | | | | |
| Southern | | | | | | | | | | | | | |
| Grambling St. | | | | | | | | | | | | | |

RANGE'S CAREER STATISTICS

| Opponent | GP-GS | MIN-AVG | FG-A | PCT | 3PT-A | PCT | FT-A | PCT | OFF-DEF-TOT | AVG | PF | A | AST/G | TO | BLK | STL | PTS | AVG |
|----------------|-------|----------|---------|------|-------|------|-------|------|-------------|------|----|----|-------|----|-----|-----|-----|------|
| 2019-20 (TARL) | 30-20 | 711-23.7 | 117-237 | .494 | 19-74 | .257 | 28-53 | .528 | 29-84-113 | 3.8 | 33 | 28 | 0.9 | 46 | 5 | 26 | 281 | 9.4 |
| 2021-22 | 4-2 | 109-27.3 | 19-42 | .452 | 4-15 | .267 | 1-4 | .250 | 2-21-23 | 5.8 | 10 | 7 | 1.8 | 19 | 1 | 5 | 43 | 10.8 |
| TOTALS | 34-22 | 820-24.1 | 136-279 | .487 | 23-89 | .258 | 29-57 | .509 | 31-105-136 | 34.0 | 43 | 35 | 1.0 | 65 | 6 | 31 | 324 | 9.5 |

STATISTICS

2021-22 OVERALL STATISTICS

| ## | Player | Minutes | | Total | | 3-pointers | | Free Throws | | Rebounds | | PF | A | TO | Stl | Blk | Pts | Avg |
|-----------|--------------------|---------|----------|---------|------|------------|------|-------------|-------|-------------|------|----|----|----|-----|-----|-----|------|
| | | GP-GS | Tot-Avg | FG-A | FG% | 3FG-A | 3PT% | FT-FTA | FT% | Off-Def-Tot | Avg | | | | | | | |
| 0 | Young, Trace | 4-4 | 114-28.5 | 15-36 | .417 | 6-20 | .300 | 8-10 | .800 | 1-18-19 | 4.8 | 9 | 3 | 9 | 3 | 5 | 44 | 11.0 |
| 40 | Range, Isaiah | 4-2 | 109-27.3 | 19-42 | .452 | 4-15 | .267 | 1-4 | .250 | 2-21-23 | 5.8 | 10 | 7 | 19 | 5 | 1 | 43 | 10.8 |
| 2 | O'Neal, Jordan | 4-4 | 106-26.5 | 18-26 | .692 | 0-0 | .000 | 3-5 | .600 | 6-13-19 | 4.8 | 15 | 1 | 8 | 4 | 7 | 39 | 9.8 |
| 5 | Reyna, Juan | 4-2 | 100-25.0 | 13-29 | .448 | 6-14 | .429 | 6-6 | 1.000 | 1-12-13 | 3.3 | 7 | 2 | 11 | 1 | 0 | 38 | 9.5 |
| 20 | Strawbridge, Kenny | 4-4 | 105-26.3 | 14-34 | .412 | 0-3 | .000 | 5-8 | .625 | 6-8-14 | 3.5 | 8 | 9 | 11 | 3 | 0 | 33 | 8.3 |
| 3 | Liddell, Gerald | 4-2 | 93-23.3 | 12-27 | .444 | 4-8 | .500 | 2-3 | .667 | 2-15-17 | 4.3 | 16 | 5 | 8 | 4 | 1 | 30 | 7.5 |
| 21 | McCray, Christian | 2-0 | 16-8.0 | 5-7 | .714 | 0-1 | .000 | 0-0 | .000 | 1-0-1 | 0.5 | 1 | 1 | 2 | 1 | 0 | 10 | 5.0 |
| 15 | Stewart, Kevion | 3-0 | 24-8.0 | 3-12 | .250 | 2-8 | .250 | 1-2 | .500 | 1-1-2 | 0.7 | 2 | 0 | 0 | 0 | 0 | 9 | 3.0 |
| 4 | Clark, E.J. | 3-1 | 34-11.3 | 2-4 | .500 | 1-3 | .333 | 2-4 | .500 | 0-1-1 | 0.3 | 4 | 1 | 4 | 0 | 0 | 7 | 2.3 |
| 11 | Mitchell, Jayme | 4-0 | 34-8.5 | 2-7 | .286 | 0-2 | .000 | 4-4 | 1.000 | 1-5-6 | 1.5 | 5 | 3 | 3 | 1 | 1 | 8 | 2.0 |
| 10 | Barber, Michael | 4-0 | 38-9.5 | 0-1 | .000 | 0-0 | .000 | 5-6 | .833 | 0-6-6 | 1.5 | 8 | 0 | 5 | 3 | 6 | 5 | 1.3 |
| 1 | Jackson, DJ | 2-1 | 27-13.5 | 0-4 | .000 | 0-1 | .000 | 0-0 | .000 | 1-1-2 | 1.0 | 7 | 3 | 4 | 1 | 0 | 0 | 0.0 |
| Total | | 4 | 800 | 103-229 | .450 | 23-75 | .307 | 37-52 | .712 | 35-107-142 | 35.5 | 92 | 37 | 86 | 26 | 21 | 266 | 66.5 |
| Opponents | | | 800 | 110-261 | .421 | 23-97 | .237 | 73-101 | .723 | 57-98-155 | 38.8 | 56 | 56 | 54 | 41 | 20 | 316 | 79.0 |

| TEAM STATISTICS | ASU | OPP |
|-----------------------|---------|----------|
| SCORING | | |
| Total Points | 266 | 316 |
| Points Per Game | 66.5 | 79.0 |
| Scoring Margin | -12.5 | - |
| SHOOTING | | |
| FG: Made-Attempted | 103-229 | 110-261 |
| FG: Percentage | .450 | .421 |
| FG: Per Game | 25.8 | 27.5 |
| 3PT: Made-Attempted | 23-75 | 23-97 |
| 3PT: Percentage | .307 | .237 |
| 3PT: Per Game | 5.8 | 5.8 |
| FT: Made-Attempted | 37-52 | 73-101 |
| FT: Percentage | .712 | .723 |
| FT: Per Game | 9.3 | 18.3 |
| REBOUNDING | | |
| Total | 142 | 155 |
| Per Game | 35.5 | 38.8 |
| Margin | -3.3 | -- |
| ASSISTS | | |
| Total | 37 | 56 |
| Per Game | 9.3 | 14.0 |
| TURNOVERS | | |
| Total | 86 | 54 |
| Per Game | 21.5 | 13.5 |
| Margin | -8.0 | - |
| Assist/Turnover Ratio | 0.4 | 1.0 |
| Points Off Turnovers | 14.5 | 21.5 |
| STEALS | | |
| Total | 26 | 41 |
| Per Game | 6.5 | 10.3 |
| BLOCKS | | |
| Total | 21 | 20 |
| Per Game | 5.3 | 5.0 |
| ATTENDANCE | | |
| Total | 0 | 25504 |
| Per Game | 0-0 | 4-6,3768 |

2021-22 GAME-BY-GAME STATISTICS

| Opponent | Date | Score | w/l | fgm/a | pct | 3fg/a | pct | ftm/a | pct | off-def-tot | avg | ast | to | blk | stl | pts | avg |
|------------------------------------|----------|-------|-----|-------|------|-------|------|-------|------|-------------|------|-----|----|-----|-----|-----|------|
| Alabama State at WKU | 11.9.21 | 74-79 | L | 28-58 | .483 | 9-22 | .409 | 9-11 | .818 | 8-29-37 | 37.0 | 14 | 23 | 5 | 6 | 74 | 74.0 |
| | | | | 28-64 | .438 | 6-19 | .316 | 17-30 | .567 | 14-23-37 | 37.0 | 13 | 17 | 4 | 9 | 79 | 79.0 |
| Alabama State at Vanderbilt | 11.10.21 | 72-91 | L | 26-52 | .500 | 6-19 | .316 | 14-17 | .824 | 6-22-28 | 32.5 | 7 | 24 | 5 | 8 | 72 | 73.0 |
| | | | | 29-64 | .453 | 8-28 | .286 | 25-33 | .758 | 17-21-38 | 37.5 | 17 | 15 | 3 | 11 | 91 | 85.0 |
| Alabama State at Missouri State | 11.13.21 | 60-78 | L | 24-62 | .387 | 4-19 | .211 | 8-12 | .667 | 9-24-33 | 32.7 | 6 | 16 | 4 | 7 | 60 | 68.7 |
| | | | | 27-63 | .429 | 8-30 | .267 | 16-19 | .842 | 13-31-44 | 39.7 | 13 | 14 | 7 | 9 | 78 | 82.7 |
| Alabama State at Iowa State | 11.16.21 | 60-68 | L | 25-57 | .439 | 4-15 | .267 | 6-12 | .500 | 12-32-44 | 35.5 | 10 | 23 | 7 | 6 | 60 | 66.5 |
| | | | | 26-70 | .371 | 1-20 | .050 | 15-19 | .789 | 13-23-36 | 38.8 | 13 | 8 | 6 | 12 | 68 | 79.0 |

2021-22 GAME-BY-GAME STATISTICS

ALABAMA STATE GAME HIGHS

| | | |
|-------------------------------|--------------|--------------------------------|
| Points | 74 | at WKU (11/9/2021) |
| Field Goals Made | 28 | at WKU (11/9/2021) |
| Field Goal Attempts | 62 | at Missouri State (11/13/2021) |
| Field Goal Percentage | .500 (26-52) | at Vanderbilt (11/10/2021) |
| 3-Point Field Goals Made | 9 | at WKU (11/9/2021) |
| 3-Point Field Goals Attempted | 22 | at WKU (11/9/2021) |
| 3-Point Field Goal Percentage | .409 (9-22) | at WKU (11/9/2021) |
| Free Throws Made | 14 | at Vanderbilt (11/10/2021) |
| Free Throw Attempts | 17 | at Vanderbilt (11/10/2021) |
| Free Throw Percentage | .824 (14-17) | at WKU (11/9/2021) |
| Rebounds | 44 | at Iowa State (11/16/2021) |
| Assists | 14 | at WKU (11/9/2021) |
| Steals | 8 | at Vanderbilt (11/10/2021) |
| Blocks | 7 | at Iowa State (11/16/2021) |
| Turnovers | 24 | at Vanderbilt (11/10/2021) |
| Fouls | 27 | at WKU (11/9/2021) |

OPPONENT GAME HIGHS

| | | |
|-------------------------------|--------------|--|
| Points | 91 | Vanderbilt (11/10/2021) |
| Field Goals Made | 29 | Vanderbilt (11/10/2021) |
| Field Goal Attempts | 70 | Iowa State (11/16/2021) |
| Field Goal Percentage | .453 (29-64) | Vanderbilt (11/10/2021) |
| 3-Point Field Goals Made | 8 | Missouri State (11/13/2021) Vanderbilt (11/10/2021) |
| 3-Point Field Goals Attempted | 30 | Missouri State (11/13/2021) |
| 3-Point Field Goal Percentage | .316 (6-19) | WKU (11/9/2021) |
| Free Throws Made | 25 | Vanderbilt (11/10/2021) |
| Free Throw Attempts | 33 | Vanderbilt (11/10/2021) |
| Free Throw Percentage | .842 (16-19) | Missouri State (11/13/2021) |
| Rebounds | 44 | Missouri State (11/13/2021) |
| Assists | 17 | Vanderbilt (11/10/2021) |
| Steals | 12 | Iowa State (11/16/2021) |
| Blocks | 7 | Missouri State (11/13/2021) |
| Turnovers | 17 | WKU (11/9/2021) |
| Fouls | 17 | Vanderbilt (11/10/2021) |

ALABAMA STATE INDIVIDUAL GAME HIGHS

| | | |
|-------------------------------|----------------------------|--|
| Points | 23 | Trace Young at WKU (11/9/2021) |
| Field Goals Made | 9 | Trace Young at WKU (11/9/2021) |
| Field Goal Attempts | 16 | Trace Young at WKU (11/9/2021) |
| Field Goal Percentage | .833 (5-6) | Jordan O'Neal at Vanderbilt (11/10/2021) |
| 3-Point Field Goals Made | 3 | Trace Young at WKU (11/9/2021) |
| 3-Point Field Goals Attempted | 8 | Trace Young at WKU (11/9/2021) |
| 3-Point Field Goal Percentage | 1.000 (2-2) | Gerald Liddell at WKU (11/9/2021) |
| Free Throws Made | 6 | Juan Reyna at WKU (11/9/2021) |
| Free Throw Attempts | 6 | Trace Young at Vanderbilt (11/10/2021) Juan Reyna at WKU (11/9/2021) |
| Free Throw Percentage | 1.000 (6-6) 1.000 (4-4) | Juan Reyna at WKU (11/9/2021) Jayme Mitchell at Vanderbilt (11/10/2021) |
| Rebounds | 10 | Isaiah Range at Iowa State (11/16/2021) |
| Assists | 5 | Kenny Strawbridge at WKU (11/9/2021) |
| Steals | 3 | Gerald Liddell at Missouri State (11/13/2021) Michael Barber at WKU (11/9/2021) |
| Blocks | 3 | Jordan O'Neal at Iowa State (11/16/2021) Michael Barber at Iowa State (11/16/2021) |
| Turnovers | 6 | Isaiah Range at Missouri State (11/13/2021) Isaiah Range at WKU (11/9/2021) |
| Fouls | 5 | Gerald Liddell at Iowa State (11/6/2021) DJ Jackson at Vanderbilt (11/10/2021) Jordan O'Neal at WKU (11/9/2021) Gerald Liddell at WKU (11/9/2021) |

OPPONENT INDIVIDUAL GAME HIGHS

| | | |
|-------------------------------|-------------|---|
| Points | 31 | Isiaih Mosley, Missouri State (11/13/2021) |
| Field Goals Made | 12 | Isiaih Mosley, Missouri State (11/13/2021) |
| Field Goal Attempts | 22 | Isiaih Mosley, Missouri State (11/13/2021) |
| Field Goal Percentage | .714 (5-7) | Jaylen Butz, WKU (11/9/2021) |
| 3-Point Field Goals Made | 4 | Ja'Monta Black, Missouri State (11/13/2021) Isiaih Mosley, Missouri State (11/13/2021) |
| 3-Point Field Goals Attempted | 11 | Ja'Monta Black, Missouri State (11/13/2021) |
| 3-Point Field Goal Percentage | 1.000 (2-2) | Sherman Brashear, WKU (11/9/2021) |
| Free Throws Made | 9 | Tyrese Hunter, Iowa State (11/16/2021) |
| Free Throw Attempts | 10 | Tyrese Hunter, Iowa State (11/16/2021) |
| Free Throw Percentage | 1.000 (3-3) | Isiaih Mosley, Missouri State (11/13/2021) |
| Rebounds | 14 | Gaige Prim, Missouri State (11/13/2021) |
| Assists | 8 | Demarcus Sharp, Missouri State (11/13/2021) |
| Steals | 4 | Scotty Pippen Jr., Vanderbilt (11/10/2021) |
| Blocks | 5 | Gaige Prim, Missouri State (11/13/2021) |
| Turnovers | 5 | Jairus Hamilton, WKU (11/9/2021) Dayvion McKnight, WKU (11/9/2021) |
| Fouls | 4 | Tyrese Hunter, Iowa State (11/16/2021) Jairus Hamilton, WKU (11/9/2021) |

RADIO / TELEVISION ROSTER



0 • TRACE YOUNG
F • 6-8 • 83 • Jr. - JC
Owensboro, Kentucky



1 • DJ JACKSON
G • 6-1 • 165 • Fr. - 1L
San Bernardino, California



2 • JORDAN O'NEAL
F • 6-7 • 197 • So. - 1L
Mobile, Alabama



3 • GERALD LIDDELL
F • 6-8 • 203 • Jr. - TR
Cibolo, Texas



4 • E.J. CLARK
G • 5-11 • 165 • Jr. - 1L
Dallas, Texas



5 • JUAN REYNA
G • 6-2 • 182 • Fr. - HS
San Antonio, Texas



10 • MICHAEL BARBER
F • 6-8 • 212 • So. - JC
Jackson, Mississippi




11 • JAYME MITCHELL
G • 6-5 • 187 • Fr. - HS
Jackson, Mississippi



12 • MALIK SMILEY
G • 6-4 • 165 • R-Fr. - 1L
Birmingham, Alabama



13 • KAREEM CLARK
G • 6-3 • 191 • Jr. - JC
Sacramento, California



15 • KEVON STEWART
G • 6-3 • 183 • Sr. - 2L
Memphis, Tennessee




20 • KENNY STRAWBRIDGE
G • 6-6 • 202 • R-So. - 1L
Rockford, Illinois



21 • CHRISTIAN MCCRAY
G • 6-6 • 171 • Jr. - TR
Las Vegas, Nevada



22 • DARRELL REED
F • 6-8 • 211 • Fr. - HS
Hammond, Indiana



23 • ASHTON MCCLELLAND
G • 6-0 • 153 • R-So. - TR
Houston, Texas



40 • ISAAH RANGE
G • 6-3 • 215 • So. - TR
Cedar Hill, Texas



MO WILLIAMS
Head Coach
Second Season



TREY JOHNSON
Associate Head Coach
Second Season



TYRONE LEVETT
Assistant Coach
Fourth Season



KEITH WILLIAMS
Assistant Coach
Second Season