



IOWA HAWKEYES

3-0 Overall, 0-0 Big Ten

3 FINAL FOURS | 8 BIG TEN CHAMPIONSHIPS | 2 BIG TEN TOURNAMENT TITLES | 27 NCAA TOURNAMENTS

ALABAMA STATE (0-4) at IOWA (3-0)

Nov. 18, 2021 // Iowa City, Iowa // Carver-Hawkeye Arena // 6:01 p.m. CT

IOWA HAWKEYES (Previous Game Starters)

Pos.	No.	Name	Ht.	Wt.	Yr.	Hometown	Statistical Summary
G	2	Joe Toussaint	6-0	190	Jr.	Bronx, New York	5.0 ppg, 1.0 rpg, 4.0 apg
G	3	Jordan Bohannon	6-1	175	RS-Sr.	Marion, Iowa	12.7 ppg, 1.3 rpg, 1.0 apg
F	22	Patrick McCaffery	6-9	200	RS-So.	Iowa City, Iowa	12.0 ppg, 2.3 rpg, 2.3 apg
F	15	Keegan Murray	6-8	225	So.	Cedar Rapids, Iowa	25.3 ppg, 10.7 rpg, 3.3 bpg
F	0	Filip Rebraca	6-9	230	Sr.	Sombor, Serbia	6.3 ppg, 8.0 rpg, 0.7 apg

Head Coach: Fran McCaffery (Penn, 1979); 12th Season at Iowa (219-152); 24th Season Overall (470-329)

GAME #4 STORYLINES

- Jordan Bohannon is one 3-pointer made from becoming the Big Ten's all-time 3-point leader. He has made a combined 10 triples through three games to tie Ohio State's Jon Diebler (2008-11) for first with 374.
- Keegan Murray exploded for 27 points, 21 rebounds, four blocks, and two assists in Tuesday's win over North Carolina Central. Murray is the first Hawkeye to total 25+ points and 20+ rebounds in a game since Bruce King in 1977. King had 31 points and 21 rebounds vs. Ohio State in 1977.
- Iowa has been making the most of its trips to the foul line through three games. The Hawkeyes are shooting a Big Ten-best 83.5 percent from the foul line, making 71-of-85 attempts. Three Hawkeyes have missed just one attempt (Keegan Murray, 20-of-21; Patrick McCaffery 11-of-12; Tony Perkins 10-of-11).
- Thursday will be Fran McCaffery's 800th career game as a head coach. He has coached a first-team All-Big Ten honoree six of the last eight years. He has guided Iowa to 20+ wins seven of the last nine seasons and fifth place or better finishes in the Big Ten five of the last seven years.
- Iowa is the only Division I program with two sets of brothers on the 2021-22 roster, with one being identical twins. Connor and Patrick McCaffery are two years apart, while Keegan and Kris Murray are identical twins. The Murray twins are one of four twins on Division I rosters this season (Arizona State, San Diego State, and SIUE).
- Iowa has won 72 of its last 77 nonconference home games, dating back to 2012.
- Iowa returns an average percentage of its production from a year ago: scoring (39%), rebounding (43%), assists (68%), steals (60%), and blocks (40%).
- Jordan Bohannon is back for his sixth season. He is Iowa's career leader in assists (641), free throw percentage (.887), games played (145), and 3-pointers (373).
- Redshirt senior Connor McCaffery ranked fourth in the country in assist-to-turnover ratio last season (3.7) and ranked first nationally in 2020 (4.6).
- Iowa has won 14 home games each of the last three seasons. The Hawkeyes have averaged just over 13 home victories since Fran McCaffery's arrival in Iowa City in 2011.
- Iowa broke three school single season records in 2021: fewest turnovers per game (9.5), assist-to-turnover ratio (2.02), and 3-pointers made (301).
- Iowa ranked first in the Big Ten in scoring offense for the third straight season; Iowa's 83.7 points per game average in 2021 is its highest since the 1988-89 season (89.6). The Hawkeyes have led the conference in scoring four of the last eight seasons.
- Fran McCaffery has guided Iowa to 20 wins or more in seven of the last nine seasons. He has led Iowa to Big Ten upper division finishes eight of the last nine years. Iowa, Michigan State, and Wisconsin have each recorded a Big Ten-best eight first division finishes since 2013.

2021-22 SCHEDULE/RESULTS

Date	Opponent (TV)	Time
Nov. 9	Longwood	W, 106-73
Nov. 12	Kansas City	W, 89-57
Nov. 16	N.C. Central	W, 86-69
Nov. 18	Alabama St (B1G Network)	6:01 p.m.
Nov. 22	Western Michigan (B1G Network)	7:30 p.m.
Nov. 26	Portland State (B1G+)	6 p.m.
Nov. 29	at Virginia % (ESPN2)	6 p.m.
Dec. 3	at Purdue (B1G Network)	8 p.m.
Dec. 6	Illinois (FS1)	6 p.m.
Dec. 9	at Iowa State + (ESPN2)	8 p.m.
Dec. 18	vs. Utah State ^ (B1G Network)	8 p.m.
Dec. 21	Southeastern Louisiana (B1G+)	7 p.m.
Dec. 29	Western Illinois (B1G+)	7 p.m.
Jan. 3	Maryland (B1G Network)	8 p.m.
Jan. 6	at Wisconsin (FS1)	8 p.m.
Jan. 13	Indiana (FS1)	8 p.m.
Jan. 16	at Minnesota (B1G Network)	TBD
Jan. 19	at Rutgers (B1G Network)	7:30 p.m.
Jan. 22	Penn State (B1G Network)	TBD
Jan. 27	Purdue (FS1)	8 p.m.
Jan. 31	at Penn State (B1G Network)	6 p.m.
Feb. 3	at Ohio State (FS1)	7 p.m.
Feb. 6	Minnesota (B1G Network)	TBD
Feb. 10	at Maryland (ESPN2)	6 p.m.
Feb. 13	Nebraska (FS1)	2 p.m.
Feb. 17	Michigan (ESPN/2)	6 p.m.
Feb. 22	Michigan State (ESPN/2)	6 p.m.
Feb. 25	at Nebraska (FS1)	8 p.m.
Feb. 28	Northwestern (B1G Network)	8 p.m.
March 3	at Michigan (FS1)	8 p.m.
March 6	at Illinois (FS1)	6:30 p.m.
March 9-13	at Big Ten Tournament *	

all times listed are central

^ -- played at Sioux Falls, South Dakota

% -- Big Ten/ACC Men's Basketball Challenge

+ -- Iowa Corn Cy-Hawk Series

* -- Big Ten Tournament - Indianapolis

PRONUNCIATION GUIDE

Luc Laketa	LUKE Luh-KET-uh
Josh Ogundele	Oh-GOON-duh-lay
Filip Rebraca	Reh-BRAH-chuh
Kirk Speraw	SPEAR-awe
Joe Toussaint	two-SAHNT
Ahron Ulis	YOU-liss

MULTIMEDIA GAME INFORMATION

TELEVISION

- BIG TEN NETWORK**

MOBILE APPS/ONLINE

- FOX SPORTS APP
- Kevin Kugler (PxP)
- Jess Settles (analyst)

RADIO

- Hawkeye Radio Network
- XM 384**
- Gary Dolphin (PxP)
- Bob Hansen (analyst)

LIVE STATISTICS

- StatBroadcast**
- hawkeyesports.com



INSIDE THE NUMBERS

	IOWA	ASU
Scoring Average	93.7	66.5
Scoring Defense	66.3	79.0
Scoring Margin	+27.3	-12.5
FG%	.487	.450
FG% Defense	.407	.421
FT%	.835	.712
3-PT FG%	.333	.307
3-PT FG% Defense	.304	.237
Rebound Margin	+10.0	-3.3
Assists Per Game	19.0	9.3
Turnovers Per Game	8.0	21.5
Steals Per Game	7.3	6.5
Blocks Per Game	5.7	5.3

MISCELLANEOUS STATS

Double-Figure Scoring Games...

Player	16-18	18-19	19-20	20-21	21-22	Career
Jordan Bohannon	39	20	4	15	2	80
Connor McCaffery	---	3	6	2	---	11
Joe Toussaint	---	---	8	2	---	10
Keegan Murray	---	---	---	8	3	11
Patrick McCaffery	---	---	---	6	3	9
Kris Murray	---	---	---	---	1	1
Ahron Ulis	---	---	---	---	1	1
Tony Perkins	---	---	---	---	1	1

20-Point Scoring Games...

Player	16-18	18-19	19-20	20-21	21-22	Career
Jordan Bohannon	13	3	1	4	---	21
Keegan Murray	---	---	---	---	3	3

Double-Figure Rebounding Games...

Player	16-18	18-19	19-20	20-21	21-22	Career
Filip Rebraca	---	3	14	5	1	23
Keegan Murray	---	---	---	1	1	2
Connor McCaffery	---	---	1	---	---	1

Double-Doubles...

Player	16-18	18-19	19-20	20-21	21-22	Career
Filip Rebraca	---	1	12	5	---	18
Jordan Bohannon	6	---	---	1	---	7
Keegan Murray	---	---	---	---	1	1

4+ Three-Pointer Games...

Player	16-18	18-19	19-20	20-21	21-22	Career
Jordan Bohannon	22	7	2	7	1	39
Connor McCaffery	---	---	---	1	---	1

5+ Assists Games...

Player	16-18	18-19	19-20	20-21	21-22	Career
Jordan Bohannon	42	11	1	15	---	69
Connor McCaffery	---	9	8	10	---	27
Joe Toussaint	---	---	4	3	1	8
Ahron Ulis	---	---	---	---	1	1

3+ Steals Games...

Player	16-18	18-19	19-20	20-21	21-22	Career
Connor McCaffery	---	1	5	1	---	7
Joe Toussaint	---	---	1	3	1	5
Jordan Bohannon	3	1	---	---	---	4
Keegan Murray	---	---	---	2	1	3
Tony Perkins	---	---	---	---	2	2

3+ Blocks Games...

Player	16-18	18-19	19-20	20-21	21-22	Career
Keegan Murray	---	---	---	6	2	8

UI CAREER BIG COACHING WINS

1.	125	Tom Davis	1986-99
2.	103	Fran McCaffery	2010-

UI CAREER COACHING WINS

1.	269	Tom Davis	1986-99
2.	219	Fran McCaffery	2010-

UI ATHLETIC COMMUNICATIONS

S300 Carver-Hawkeye Arena, Iowa City, IA 52242
hawkeyesports.com • hawkeyebasketball.com

MBB CONTACT: MATTHEW WEITZEL

office: 319-335-6590 • cell: 319-430-8176

email: matthew-weitzel@hawkeyesports.com

Twitter: @BigWeitz

MARGIN OF VICTORY/DEFEAT

Points	1	2	3	4	5	6	7	8	9	10+	15+	20+
Wins	0	0	0	0	0	0	0	0	0	0	1	2
Losses	0	0	0	0	0	0	0	0	0	0	0	0

THE SETTING

Iowa (3-0) hosts Alabama State (0-4) on Thursday. Tipoff is set for 6:01 p.m. (CT) on Me-diacom Court at Carver-Hawkeye Arena (15,056). Tickets are \$15 for adults and \$5 for youth and UI Students. Terrace Club tickets are also available for purchase for \$36.25.

Iowa is 3-0 all-time against Alabama State with all previous games being contested in Iowa City. The Hawkeyes won in 2001 (73-64), 2017 (92-58), and 2018 (105-78).

ON THE AIR

Radio: Iowa games are broadcast on the Hawkeye Radio Network. Gary Dolphin handles the play-by-play, along with color commentator Bob Hansen. The network includes more than 40 stations that blanket the state of Iowa and include portions of Illinois, Nebraska, Minnesota, Missouri and Wisconsin. The Hawkeye Radio Network coverage includes a 60-minute pregame show.

TV: Thursday's contest will be televised on the Big Ten Network. Kevin Kugler and former Hawkeye Jess Settles will call the action.

HAWKEYES BEAT N.C. CENTRAL TUESDAY NIGHT

Sophomore forward Keegan Murray exploded for 27 points, 21 rebounds, and four blocks to lead the Hawkeyes to an 86-69 victory over North Carolina Central on Tuesday in Iowa City.

- Murray registered his first career double-double, totaling game and career bests in scoring (27) and rebounds (21). Murray has netted 24+ points in each of Iowa's first three games this season.
- Jordan Bohannon sank one 3-pointer to tie Ohio State's Jon Diebler (2008-11) for first in all-time 3-pointers made in Big Ten history with 374.
- Keegan Murray made his first nine free throw attempts before missing his 10th attempt, snapping a streak of 21 consecutive free throws made, dating back to last season.
- Tony Perkins (13 points) and Ahron Ulis (12 points) shined off the bench for the Hawkeyes, each netting a career high in points. Ulis also had a team-best four assists, while Perkins was credited with a team-best three steals.
- Patrick McCaffery netted a season-best 15 points. The redshirt sophomore has scored in double figures in all three games this season. The 41 attempts equal the sixth most in a game during the Fran McCaffery era (2011-present).
- Iowa was 35-of-41 from the free throw line. The 35 makes are the most in a game by the Hawkeyes since making 39 versus Indiana in 2017.
- Iowa's largest scoring run was 15-0 in the first half. The Hawkeyes have had scoring runs of 10-0 or more a combined six times in three games.
- Iowa improved to 3-0 all-time against North Carolina Central.

2021-22 IOWA HAWKEYES ROSTER

No.	Name	Pos.	Ht.	Wt.	Yr.	Hometown (Last School)
0	Filip Rebraca	F	6-9	230	Sr.	Sombor, Serbia (University of North Dakota)
2	Joe Toussaint	G	6-0	190	Jr.	Bronx, N.Y. (Cardinal Hayes)
3	Jordan Bohannon	G	6-1	175	Sr. ^A	Marion, Iowa (Linn-Mar)
4	Ahron Ulis	G	6-3	195	So.	Chicago, Ill. (Marion Catholic)
11	Tony Perkins	G	6-4	205	So.	Indianapolis, Ind. (Lawrence North)
13	Austin Ash	G	6-3	180	Sr. ^A	Cedar Rapids, Iowa (Mount Vernon)
14	Carter Kingsbury	G	6-4	225	Fr.	Ponca, Neb. (Brewster Academy)
15	Keegan Murray	F	6-8	225	So.	Cedar Rapids, Iowa (Prairie/DME Academy)
20	Payton Sandfort	F	6-7	215	Fr.	Waukee, Iowa (Waukee)
22	Patrick McCaffery	F	6-9	200	So. ^A	Iowa City, Iowa (West)
23	Josh Ogundele	C	6-11	265	So.	London, England (Worcester Academy)
24	Kris Murray	F	6-8	225	So.	Cedar Rapids, Iowa (Prairie/DME Academy)
25	Luc Laketa	G	6-5	180	Fr.	Concord, Mich. (Winchendon School)
30	Connor McCaffery	G/F	6-5	220	Sr. ^A	Iowa City, Iowa (West)
44	Riley Mulvey	C	6-11	245	Fr.	Rotterdam, N.Y. (St. Thomas More)

Head Coach: Fran McCaffery

Assistant Coaches: Kirk Speraw, Sherman Dillard, Billy Taylor



HEAD COACH FRAN McCAFFERY

Fran McCaffery, who recently signed a contract extension through the 2028 season, is in his 12th season as the head basketball coach at the University of Iowa and his 26th year overall as a college head coach. McCaffery has reached the 20-win plateau 10 of the last 14 seasons.

McCaffery spent five seasons (2005-10) as the head coach at Siena, six years at UNC-Greensboro (1999-2005) and three seasons at Lehigh (1985-88) before joining the Hawkeyes.

McCaffery has nearly four decades of Division I coaching experience. He is in his 40th season as a collegiate coach, which includes 26 years as a head coach and 14 as an assistant. McCaffery is one of 14 coaches to lead at least four different Division I teams to the NCAA Tournament.

McCaffery, 61, holds a career mark of 470-329 (.588) and guided his teams to 14 postseason appearances (10 NCAA & four NIT). Iowa likely would have competed in another NCAA Tournament in 2020, if not for the NCAA canceling the postseason due to COVID-19. He is 219-152 (.590) at Iowa; the second winningest coach in program history. McCaffery led Iowa to wins in four of the last six NCAA Tournaments (2015, 2016, 2019, and 2021).

Since taking over the Iowa program in 2010, Iowa has earned eight postseason tournament berths (5 NCAA, 3 NIT). McCaffery coached Iowa to 25 victories in 2013, equaling the second-most win total in program history. McCaffery has guided five players to first team All-Big Ten status six of the last eight years, including the 2020 & 2021 National and Big Ten Player of the Year, Luka Garza.

McCaffery has posted upper division finishes in eight of the last nine seasons at Iowa and 20 of 25 seasons as a head coach. He has posted 20 wins or more 10 of the last 14 seasons, including seven of the last nine years at Iowa (2013, 2014, 2015, 2016, 2019, 2020, and 2021). Iowa's 205 victories between 2013-21 are the most over a 10-year span at Iowa since 1987-96 (207).

McCaffery and the Hawkeyes boast a 138-37 (.789) home record the last 10 seasons, which includes a school-record 18 wins in 2014 and 13 consecutive victories in 2019-20. Iowa has won 14 games in Carver-Hawkeye Arena each of the last three seasons (2019, 2020, 2021).

McCaffery's five years at Siena were the best in its 70-year history. He led the Saints on an incredible run that ended with three straight Metro Atlantic Athletic Conference championships and NCAA Tournament appearances.

McCaffery's Saints owned a 112-51 (.687) record in his five years with the program. He guided the Saints to four consecutive 20-win seasons. McCaffery's achievements earned the head coach Siena Hall of Fame recognition in 2017.

The 2009 MAAC Coach of the Year and 2010 District I Coach of the Year is the third winningest coach, by percentage, in league history (.682, .756). He is the only coach to guide a MAAC program to two NCAA Tournament wins. McCaffery led his 2008 and 2009 teams to first round NCAA Tournament victories over Vanderbilt and Ohio State, respectively.

In his final two seasons at Siena, he coached the Saints to back-to-back 27-win campaigns and boasted a combined 39-3 (.929) record against MAAC opponents, which included MAAC Tournament contests.

McCaffery began his coaching career as an assistant at Penn (1982-83) and Lehigh (1983-85). After three seasons as head coach at Lehigh, he spent 11 seasons as an assistant at Notre Dame (1988-99).

McCaffery played basketball at Wake Forest his freshman year (1977-78) and concluded his playing career at Penn his final three seasons (1979-82).

He earned his B.S. degree in Economics from The Wharton School (Penn) in 1982. McCaffery also earned a Master of Education from Lehigh in 1985.

COACHING HONORS

NABC District I Coach of the Year, 2009-10

MAAC Coach of the Year, 2008-09

HEAD COACHING EXPERIENCE

Lehigh (1985-88):49-39 (.557); 8-6 (.571) League
UNC-Greensboro (1999-05).....90-87 (.508); 49-47 (.510) League
Siena (2005-10)112-51 (.687); 68-22 (.756) League
Iowa (2010-present):219-152 (.590); 103-102 (.502) League



THE McCAFFERY FILE

Born: May 23, 1959
Hometown: Philadelphia, Pennsylvania
High School: LaSalle, 1977
College: B.S. in Economics, The Wharton School (Penn), 1982
Master of Education, Lehigh, 1985
Family: Wife, Margaret
Sons, Connor, Patrick and Jonathan Francis
Daughter, Marit Katherine
Brother, Jack (sportswriter in Philadelphia area)

Coaching Honors

MAAC Coach of the Year, 2009

NABC District I Coach of the Year, 2009-10

Coaching History (39 years)

1983 Assistant Coach, Penn
1984-85 Assistant Coach, Lehigh
1985-88 Head Coach, Lehigh
1988-99 Assistant Coach, Notre Dame
1999-05 Head Coach, UNC-Greensboro
2005-10 Head Coach, Siena
2010-present Head Coach, University of Iowa

Coaching Chart

Overall (25 seasons): 470-329 (.588)

At Iowa (12 seasons): 219-152 (.590)

At Siena (five seasons): 112-51 (.688)

At UNCG (six seasons): 90-87 (.508)

At Lehigh (three seasons): 49-40 (.551)

NCAA Tournament (10 appearances*): 6-9

NIT (four appearances): 6-4

**McCaffery is the first coach to bring three different programs from one-bid leagues to the NCAA Tournament (conferences that sent just one team the year his program advanced).*

McCaffery in Postseason Play

1988 NCAA Tournament -- Lehigh
1989 NCAA Tournament -- Notre Dame
1990 NCAA Tournament -- Notre Dame
1992 NIT -- Notre Dame
1997 NIT -- Notre Dame
2001 NCAA Tournament -- UNC-Greensboro
2002 NIT -- UNC-Greensboro
2008 NCAA Tournament -- Siena
2009 NCAA Tournament -- Siena
2010 NCAA Tournament -- Siena
2012 NIT -- Iowa
2013 NIT -- Iowa
2014 NCAA Tournament -- Iowa
2015 NCAA Tournament -- Iowa
2016 NCAA Tournament -- Iowa
2017 NIT -- Iowa
2019 NCAA Tournament -- Iowa
2020 NCAA Tournament postponed (COVID-19)
2021 NCAA Tournament -- Iowa

Playing Experience

Wake Forest, 1977-78

Penn, 1979-82



Big Ten Standings/Schedule

Team	Big Ten	Pct.	Overall	Pct.
IOWA	0-0	.000	3-0	1.000
Maryland	0-0	.000	3-0	1.000
Northwestern	0-0	.000	3-0	1.000
Ohio State	0-0	.000	3-0	1.000
Purdue	0-0	.000	3-0	1.000
Rutgers	0-0	.000	3-0	1.000
Indiana	0-0	.000	2-0	1.000
Minnesota	0-0	.000	2-0	1.000
Illinois	0-0	.000	2-1	.667
Michigan	0-0	.000	2-1	.667
Penn State	0-0	.000	2-1	.667
Wisconsin	0-0	.000	2-1	.667
Michigan State	0-0	.000	1-1	.500
Nebraska	0-0	.000	1-2	.333

Wednesday, Nov. 16

Michigan State at Butler, 6 p.m.
George Mason at Maryland, 6 p.m.
St. John's at Indiana, 8 p.m.

Thursday, Nov. 18

Ohio State at Xavier, 5:30 p.m.
St. Francis (NY) at Penn State, 6 p.m.

Alabama State at IOWA, 6 p.m.

Rutgers at DePaul, 7:30 p.m.
Farleigh Dickinson at Northwestern, 8 p.m.

Friday, Nov. 19

Hofstra at Maryland, 5:30 p.m.
PFW at Minnesota, 6 p.m.
Idaho State at Nebraska, 6 p.m.
Michigan vs. UNLV, 11:30 p.m.

All times are central

National Rankings

AP Poll

Nov. 15

1. Gonzaga
2. UCLA
3. Kansas
4. Michigan
5. Villanova
6. Purdue
7. Duke
8. Texas
9. Baylor
10. Illinois
11. Memphis
12. Oregon
13. Kentucky
14. Alabama
15. Houston
16. Arkansas
17. Tennessee
18. North Carolina
19. Ohio State
20. Maryland
21. Auburn
22. St. Bonaventure
23. Connecticut
24. Florida
25. USC

USA Today Poll

Preseason

1. Gonzaga
2. UCLA
3. Kansas
4. Villanova
5. Texas
6. Michigan
7. Purdue
8. Baylor
9. Duke
10. Illinois
11. Kentucky
12. Oregon
13. Alabama
14. Houston
15. Arkansas
16. Memphis
17. Ohio State
18. Tennessee
19. Florida State
20. North Carolina
21. Maryland
22. Auburn
23. Connecticut
24. St. Bonaventure
25. Virginia

2021-22 IOWA CAPTAINS

Iowa captains are Jordan Bohannon and Connor McCaffery.

SCOUTING ALABAMA STATE

- Alabama State is located in Montgomery, Alabama, and competes in the Southwestern Athletic Conference (SWAC). Last season, the Hornets went 4-14 overall and finished in eighth place in their league.
- The Hornets play their first five games of the season on the road. Alabama State dropped a 68-60 decision to Iowa State Tuesday night in Ames, Iowa.
- Isaiah Range and Jordan O'Neal combined for 27 of Alabama State's 60 points in Tuesday's loss to the Cyclones. Range also pulled down a team-best 10 rebounds. The Hornets held the Cyclones to just 5 percent (1-20) from 3-point range.
- Alabama State's roster of 16 is comprised of one senior, five juniors, four sophomores, and five freshmen.
- Alabama State boasted the fourth best free throw percentage in the country last season.
- Redshirt junior guard Kenny Strawbridge, a two-time transfer, is the team's returning leading scorer. He is averaging 8.3 points through four games this season.
- Forward Trace Young leads the team in scoring, averaging 11 points per contest. Isaiah Range also averages double figures in scoring, averaging 10.8 points.
- Mo Williams is in his second season as head coach at Alabama State. Williams came to Alabama State after a two-year stint as an assistant coach at California State University at Northridge (CSUN). Williams enjoyed a prosperous 14-year NBA career, including an NBA Championship season with the Cleveland Cavaliers in 2016.

SPOTLIGHTING KEEGAN MURRAY'S DOMINATING PERFORMANCE

Keegan Murray posted 27 points, 21 rebounds, four blocks, and two assists in Iowa's win over North Carolina Central on Nov. 16. He accomplished something that has not been done in over four decades by a Hawkeye.

Murray is the first Hawkeye to total 25+ points and 20+ rebounds in a game since Bruce King in 1977. King had 31 points and 21 rebounds vs. Ohio State in 1977.

Murray is one of four players in program history to post a 20-20 game: Kevin Kunnert (24-23) vs. Illinois in 1972; Fred Haberecht (29-20) vs. Wisconsin in 1975; Bruce King (42-20) vs. Pittsburgh in 1976; Bruce King (31-21) vs. Ohio State in 1977.

The last Big Ten player to have a 20-20 performance was Purdue's Trevion Williams at Michigan on Jan. 9, 2020 (36-20).

Murray is the first Hawkeye since Greg Brunner in 2006 to grab 20+ rebounds in a game; Brunner had 23 against Minnesota on Jan. 18, 2006.

Murray is the first major conference player with 27+ points, 21+ rebounds, and 4+ blocks since Kansas State's Michael Beasley versus Sacramento State on Nov. 9, 2007.

TOUSSAINT RETURNS TO STARTING LINEUP

Joe Toussaint shined in the season opener on Nov. 9, in his first start since a true freshman in 2019. The native of Bronx, New York, was all over the floor against Longwood tallying nine points, four assists, and four of Iowa's six steals.

Toussaint started 20 of Iowa's 31 games in 2019. His role changed to coming off the bench last year with a roster filled with upperclassmen.

MURRAY TWINS DOMINATE SEASON OPENER

Sophomore Keegan and Kris Murray combined for 40 points, 14 rebounds, seven blocked shots, and two assists in the season opener against Longwood on Nov. 9. The identical twins were efficient shooting the basketball, shooting a combined 15-of-19 (.789) from the field, including 5-of-8 (.625) from 3-point range, and 5-of-6 (.833) from the free throw line.

Keegan posted 24 points, five blocks, and a career-best three 3-pointers, while Kris registered career bests in scoring (16), rebounds (7), 3-pointers (2), and blocks (2).

The twins combined for 31 points, nine rebounds, two blocks, and three steals last Friday's triumph over Kansas City.



2021-22 SCHEDULE NOTES

- Iowa plays its first six regular season games at home on Media-com Court at Carver-Hawkeye Arena.
- The Hawkeyes will play back-to-back games away from home five times in 2020-21, beginning with the Big Ten/ACC Challenge at Virginia on Nov. 29, and the Big Ten opener at Purdue on Dec. 3.
- Iowa's final two games of the regular season will be on the road at Michigan (March 3) and at Illinois (Dec. 6). It marks the second time in three seasons that the Hawkeyes will be on the road for their final two contests.
- Iowa will host a three-game Big Ten homestand in mid-February hosting Nebraska (Feb. 13), Michigan (Feb. 17), and Michigan State (Feb. 22).
- The Hawkeyes' conference opener will be on Monday, Dec. 6 versus border-rival Illinois.
- Iowa has won 14 home games each of the previous three seasons.

JORDAN BOHANNON HOLDS 4 IOWA ALL-TIME RECORDS

Jordan Bohannon, competing in his sixth season, is the program's career leader in four statistical categories: assists (642), 3-pointers made (374), games played (146), and free throw percentage (.889, 296-333). His 374 triples tie Ohio State's Jon Diebler (374) for the most in Big Ten history and 112 more than any other Hawkeye.

Bohannon, an honorable mention all-conference honoree in 2021, is one of 30 Division I players over the last 25 years to make 75+ 3-pointers in four seasons.

Bohannon ranked first in the league in 3-point accuracy (.394) and second in 3-pointers made per game (2.58) in 2021. He was second in the conference in assist-to-turnover ratio (3.07) and fourth in assists per contest (4.4).

Bohannon's 80 3-pointers in 2021 are fourth most and his 135 assists are ninth most by a senior in program history.

Eighty percent of his made field goals last season were 3-pointers (80-of-100). He is one of only three Division I players since the 1992-93 season to amass more than 625 assists and 360 3-pointers.

Bohannon is one of only three Hawkeyes to post four 100-assist seasons (Jeff Horner, Dean Oliver).

He has accumulated seven points-assists double-doubles, the most in school history. Bohannon registered a school-record eight games with 10 or more assists.

GIVE ME THREE OF THESE, PLEASE

Iowa established a new single-season 3-point field goals made record last season, sinking 301 to best the previous benchmark of 300 set four seasons ago in 2017. Iowa made 38.6 percent of its attempts (301-of-780), its highest percentage since the 1996-97 season (218-of-543). Iowa's 38.6 percentage from long distance in 2020-21 is impressive considering the Hawkeyes attempted 237 more attempts than the 1997 squad. The school record for 3-point percentage in a single-season is 41.5 percent (188-of-453) in 1987-88; that team attempted 327 fewer 3-point shots.

VALUING THE BASKETBALL

Iowa ranked first in the nation in assist-to-turnover ratio (2.02) last season. The Hawkeyes had two players ranked high nationally in assist-to-turnover ratio. Connor McCaffery was fourth in the country with a 3.73 ratio (112 assists; 30 turnovers), while Jordan Bohannon was 13th with a 3.07 ratio (135 assists; 44 turnovers).

KEEGAN MURRAY TABBED PRESEASON ALL-BIG TEN

Sophomore forward Keegan Murray was named to the 2021-22 Big Ten Preseason Player of the Year.

It marks the third straight season that one or more Hawkeyes have been selected to the preseason list, voted upon by a selected panel of media. Joe Wieskamp was selected in 2019 and 2020, while Luka Garza was tabbed the Big Ten Preseason Player of the Year in November, 2020.

Murray is one of the league's top emerging players after being named to the five-player All-Big Ten Freshman Team a year ago. The Cedar Rapids, Iowa, native was one of only five players nationally -- and only bench player -- to amass 200 points, 35 blocks, 25 steals, and 15 3-pointers. He was the team's leading scorer (7.8) and rebounder (5.5) off the bench in conference play. Murray led team in blocks 12 times and steals five times. The 6-foot-8 forward was second on the team in steals (26) and ranked 11th in the Big Ten in blocked shots per game (1.26). His 39 blocks tie for fourth most by a freshman in program history.

Murray totaled 13 points, seven rebounds, four blocks, three assists, and a steal in Iowa's first-round victory over Grand Canyon to become the first Hawkeye ever to stuff the stat sheet with those numbers in an NCAA Tournament contest.

HAWKEYE FASTBREAKS

- Iowa has limited its turnovers in each of the first three games this season. The Hawkeyes have committed just eight turnovers in each of the first three contests, an average that is second best in the Big Ten.
- Iowa is 112-26 when scoring 80 points or more, the last 12 seasons. The Hawkeyes are 85-2 when holding opponents to fewer than 61 points, the last 12 years.
- The Hawkeyes have won 10 or more Big Ten games six of the last seven seasons.
- Jordan Bohannon, Bob Hansen, Kevin Boyle, and Mark Gannon are the only Hawkeyes to win four games over the Cyclones.
- The Hawkeyes have won six of their last eight ACC/Big Ten Challenge games.
- Iowa has won an NCAA Tournament game each of its last four tournament appearances.
- Iowa has qualified for five NCAA tournaments over the last seven completed seasons (2014-16, 2019, 2021) and eight postseason tournaments over the last nine completed seasons (5 NCAA; 3 NIT).
- Iowa earned a No. 2 seed in the 2021 NCAA Tournament, matching its highest seed ever in NCAA Tournament history (No. 2 seed in the 1987 Tournament).

COACHING EXPERIENCE

Fran McCaffery has the most experienced coaching staffs in the country. The Iowa men's basketball staff has 75 years of combined collegiate head coaching experience and more than 125 years of collegiate coaching under their belts.

Coach	Years
Fran McCaffery	26 years
Kirk Speraw	20 years
Sherman Dillard	10 years
Billy Taylor	14 years
Al Seibert	5 years



IOWA SIGNS 2 PREP STANDOUTS

JOSH DIX // G, 6-5, 190 // Council Bluffs, Iowa (Council Bluffs High School)

- Three-year team captain
- Two-time first-team all-conference selection and City Player of the Year
- Third team all-state as a sophomore and first-team all-state as a junior
- Shot 50 percent or better from the field his first three seasons of prep basketball
- Averaged a team-best 19.4 points, 7.2 rebounds, 4.3 assists as a junior
- Shot at 54 percent from the field, 38 percent from 3-point range, and 73 percent from the foul line as a junior
- Surpassed 1,000 career points last season
- Averaged 17.5 points, 5.1 rebounds as a sophomore and 10.2 points per contest as a freshman
- Three-time academic all-conference honoree

FRAN McCAFFERY ON JOSH DIX

"Josh is incredibly versatile. He can play multiple positions. He has a great frame. Josh is good with the ball in his hands finding people and getting to the rim. He's physical defensively and is an excellent rebounder for his position. Josh is a winning player. We are really excited about him."

DASONTE BOWEN // G, 6-3, 165 // Boston, Massachusetts (Brewster Academy)

- Ranked No. 91 in the ESPN Top 100 for the Class of 2022
- Averaged 15.2 points, 3.6 rebounds, 2.6 assists, and 1.4 steals while shooting 52.7 percent from the field, 47.4 percent from 3-point range, and 90 percent from the foul line this past summer playing EYBL
- Netted 37 points and seven assists in a game as a sophomore at Worcester Academy
- All-NEPSAC first team honoree as a sophomore
- Played with Hawkeye sophomore Josh Ogundele at Worcester Academy in 2020

FRAN McCAFFERY ON DASONTE BOWEN

"Dasonte is creative and fearless on the basketball court. He has incredible vision and makes plays. Dasonte can step back and hit the three, but he is constantly attacking the defense. He can rebound and score a variety of ways. He is an incredibly unselfish player. We are excited to welcome him to the Hawkeye family."

IOWA HISTORY

Iowa has played 2,875 games since beginning basketball in 1902. Iowa's overall record is 1,695-1,180 (.589). Iowa's 1,695 wins are 36th most among Division I programs. That includes a 1,085-374 (.743) record in home games, a 610-806 (.431) record in contests away from Iowa City, a 802-805 (.499) mark in Big Ten games and a 489-148 (.767) record in Carver-Hawkeye Arena.

McCAFFERY CLIMBING WINS CHART

Fran McCaffery and the Iowa Hawkeyes have reached the 20-win plateau seven of the last nine seasons. McCaffery and Tom Davis (10) are the only Iowa head coaches to win 20 or more games in at least seven seasons.


Among Iowa's head basketball coaches, McCaffery ranks second in tournament appearances behind Davis (9). Davis is Iowa's all-time winningest coach, while McCaffery is second.

RECENT GRADUATES PLAYING PROFESSIONAL BASKETBALL

A number of recent Iowa basketball graduates are playing professionally: Joe Wieskamp (NBA San Antonio Spurs), Luka Garza (NBA Detroit Pistons), Jarrod Uthoff (Japan), Devyn Marble (Israel), Tyler Cook (NBA Chicago Bulls), Anthony Clemmons (Italy), Gabriel Olaseni (Turkey), Ryan Kriener (Matsuyama), Bakari Evelyn (Germany), Peter Jok (France), Melsahn Basabe (Puerto Rico), and Aaron White (Serbia).



GAME 1: LONGWOOD VS. IOWA



AUSTIN ASH

#13 • Guard
6-3 • 180 • RS-Senior
Cedar Rapids, Iowa
Mount Vernon HS

Opponent	Date	GS	MIN	Total		3-Pointers		Free throws		Rebounds				PF		A	TO	BLK	STL	PTS	AVG
				FG-FGA	PCT	3FG-3FGA	PCT	FT-FTA	PCT	OFF	DEF	TOT	AVG								
Longwood	11/09/2021		13:08	0-3	.000	0-3	.000	3-4	.750	0	0	0	0.0	2	2	1	0	0	3	3.0	
Kansas City	11/12/2021		05:28	1-2	.500	0-1	.000	3-4	.750	0	0	0	0.0	1	1	2	0	0	5	4.0	
N.C. Central	11/16/2021		00:50	0-0	.000	0-0	.000	0-0	.000	0	0	0	0.0	0	0	0	0	0	0	2.7	
Totals		0	19:26	1-5	.200	0-4	.000	6-8	.750	0	0	0	0.0	3	3	3	0	0	8	2.7	

SEASON HIGHS

POINTS..... 5 vs. KANSAS CITY (11/12/21)
FGM..... 1 vs. KANSAS CITY (11/12/21)
FGA..... 3 vs. LONGWOOD (11/9/21)
3-PT FGM..... - - -
3-PT FGA..... 3 vs. LONGWOOD (11/9/21)
FTM..... 3, 2X, LAST vs. KANSAS CITY (11/12/21)
FTA..... 4, 2X, LAST vs. KANSAS CITY (11/12/21)
REB..... - - -
AST..... 2 vs. LONGWOOD (11/9/21)
STL..... - - -
BLK..... - - -
MIN..... 13 vs. LONGWOOD (11/9/21)

CAREER HIGHS

POINTS..... 9 vs. SAVANNAH ST (12/22/18)
FGM..... 3 vs. SAVANNAH ST (12/22/18)
FGA..... 9 vs. SAVANNAH ST (12/22/18)
3-PT FGM..... 3 vs. SAVANNAH ST (12/22/18)
3-PT FGA..... 8 vs. SAVANNAH ST (12/22/18)
FTM..... 3, 2X, LAST vs. KANSAS CITY (11/12/21)
FTA..... 4, 2X, LAST vs. KANSAS CITY (11/12/21)
REB..... 2, 3X, LAST vs. NEBRASKA (3/4/21)
AST..... 2, 2X, LAST vs. LONGWOOD (11/9/21)
STL..... 2 AT INDIANA (2/13/20)
BLK..... - - -
MIN..... 19 vs. SAVANNAH ST (12/22/18)

CAREER STATISTICS

YEAR	G/GS	FG-A	PCT	3-PT	PCT	FT-A	PCT	REB	AVG	PF-FO	AST	TO	BLK	STL	PTS	AVG
Fresh.	9/0	5-18	.278	5-16	.313	0-1	.000	5	0.6	1-0	4	0	0	3	15	1.7
Soph.	8/0	3-12	.250	3-11	.273	3-4	.750	5	0.6	3-0	2	2	0	3	12	1.5
Junior	9/0	6-15	.400	3-8	.333	0-0	.000	4	0.4	1-0	2	0	0	1	15	1.7
Senior	3/0	1-5	.200	0-4	.000	6-8	.750	0	0.0	3-0	3	3	0	0	8	2.7
TOTALS	29/0	15-50	.300	11-40	.275	9-13	.692	14	0.5	8-0	11	5	0	7	50	1.7



JORDAN BOHANNON

#3 • Guard
6-1 • 175 • Sixth Year
Marion, Iowa
Linn-Mar HS

Opponent	Date	GS	MIN	Total		3-Pointers		Free throws		Rebounds				PF		A	TO	BLK	STL	PTS	AVG
				FG-FGA	PCT	3FG-3FGA	PCT	FT-FTA	PCT	OFF	DEF	TOT	AVG								
Longwood	11/09/2021	*	17:02	6-8	.750	6-8	.750	0-0	.000	0	0	0	0.0	1	1	0	0	1	18	18.0	
Kansas City	11/12/2021	*	24:12	4-8	.500	3-5	.600	2-2	1.000	0	2	2	1.0	2	1	0	0	0	13	15.5	
N.C. Central	11/16/2021	*	24:41	1-10	.100	1-9	.111	4-4	1.000	0	2	2	1.3	0	1	0	0	0	7	12.7	
Totals		3	65:55	11-26	.423	10-22	.455	6-6	1.000	0	4	4	1.3	3	3	0	0	1	38	12.7	

SEASON HIGHS

POINTS..... 18 vs. LONGWOOD (11/9/21)
FGM..... 6 vs. LONGWOOD (11/9/21)
FGA..... 10 vs. N.C. CENTRAL (11/16/21)
3-PT FGM..... 6 vs. LONGWOOD (11/9/21)
3-PT FGA..... 9 vs. N.C. CENTRAL (11/16/21)
FTM..... 4 vs. N.C. CENTRAL (11/16/21)
FTA..... 4 vs. N.C. CENTRAL (11/16/21)
REB..... 2, 2X, LAST vs. N.C. CENTRAL (11/16/21)
AST..... 1, 3X, LAST vs. N.C. CENTRAL (11/16/21)
STL..... 1 vs. LONGWOOD (11/9/21)
BLK..... - - -
MIN..... 25 vs. N.C. CENTRAL (11/16/21)

CAREER HIGHS

POINTS..... 30 vs. UAB (11/22/17)
FGM..... 10, 2X, LAST vs. NEBRASKA (1/6/19)
FGA..... 18 AT NOTRE DAME (11/29/16)
3-PT FGM..... 8, 2X, LAST vs. NEBRASKA (3/4/21)
3-PT FGA..... 16 vs. NORTH CAROLINA (12/8/20)
FTM..... 10, 2X, LAST vs. NEBRASKA (1/6/19)
FTA..... 10, 4X, LAST vs. NEBRASKA (1/7/19)
REB..... 7, 2X, LAST AT INDIANA (2/7/21)
AST..... 14 vs. MINNESOTA (1/10/21)
STL..... 6 vs. PITTSBURGH (11/27/18)
BLK..... 1, 2X, LAST AT MINNESOTA (2/8/17)
MIN..... 45 AT MINNESOTA (2/8/17)

CAREER STATISTICS

YEAR	G/GS	FG-A	PCT	3-PT	PCT	FT-A	PCT	REB	AVG	PF-FO	AST	TO	BLK	STL	PTS	AVG
Fresh.	34/28	118-304	.388	89-214	.416	47-55	.855	76	2.2	55-0	175	76	2	29	372	10.9
Soph.	33/33	137-324	.423	96-223	.430	75-83	.904	74	2.2	59-0	178	68	0	22	445	13.5
Junior	35/35	112-294	.381	79-206	.383	102-117	.880	84	2.4	61-0	118	58	0	23	405	11.6
Senior	10/6	25-84	.298	20-61	.328	18-18	1.000	16	1.6	17-0	33	11	0	8	88	8.8
RS-Sen.	31/31	100-257	.389	80-205	.390	48-54	.889	96	3.1	35-0	135	44	0	16	328	10.6
Sixth Yr.	3/3	11-26	.423	10-22	.455	6-6	1.000	4	1.3	3-0	3	0	0	1	38	12.7
TOTALS	146/136	503-1289	.390	374-931	.402	296-333	.889	350	2.4	230-0	642	257	2	99	1,676	11.5



GAME 1: LONGWOOD VS. IOWA



LUC LAKETA

#25 • Guard
6-5 • 180 • Freshman
Concord, Michigan
Hanover Horton HS

Opponent	Date	GS	MIN	Total		3-Pointers		Free throws		Rebounds				PF		A		TO		BLK		STL		PTS		AVG	
				FG-FGA	PCT	3FG-3FGA	PCT	FT-FTA	PCT	OFF	DEF	TOT	AVG	PF	A	TO	BLK	STL	PTS	AVG							
Longwood	11/09/2021		02:33	0-0	.000	0-0	.000	0-0	.000	0	0	0	0.0	0	0	0	0	0	0	0	0	0	0	0	0.0		
Kansas City	11/12/2021		04:45	0-1	.000	0-1	.000	0-0	.000	0	0	0	0.0	0	0	0	0	0	0	0	0	0	0	0	0.0		
Totals		0	07:18	0-1	.000	0-1	.000	0-0	.000	0	0	0	0.0	0	0	0	0	0	0	0	0	0	0	0.0			

SEASON HIGHS

POINTS.....
FGM.....
FGA..... 1 vs. KANSAS CITY (11/12/21)
3-PT FGM.....
3-PT FGA..... 1 vs. KANSAS CITY (11/12/21)
FTM.....
FTA.....
REB.....
AST.....
STL.....
BLK.....
MIN..... 5 vs. KANSAS CITY (11/12/21)

CAREER HIGHS

POINTS.....
FGM.....
FGA..... 1 vs. KANSAS CITY (11/12/21)
3-PT FGM.....
3-PT FGA..... 1 vs. KANSAS CITY (11/12/21)
FTM.....
FTA.....
REB.....
AST.....
STL.....
BLK.....
MIN..... 5 vs. KANSAS CITY (11/12/21)

CAREER STATISTICS

YEAR	G/GS	FG-A	PCT	3-PT	PCT	FT-A	PCT	REB	AVG	PF-FO	AST	TO	BLK	STL	PTS	AVG
Fresh.	2/0	0-1	.000	0-1	.000	0-0	.000	0	0.0	0-0	0	0	0	0	0	0.0



CONNOR MCCAFFERY

#30 • Guard/Forward
6-5 • 205 • RS-Senior
Iowa City, Iowa
West HS

Opponent	Date	GS	MIN	Total		3-Pointers		Free throws		Rebounds				PF		A		TO		BLK		STL		PTS		AVG	
				FG-FGA	PCT	3FG-3FGA	PCT	FT-FTA	PCT	OFF	DEF	TOT	AVG	PF	A	TO	BLK	STL	PTS	AVG							
Longwood	11/09/2021		13:55	1-1	1.000	1-1	1.000	0-0	.000	1	6	7	7.0	0	0	0	0	0	0	0	3	3.0					
Kansas City	11/12/2021		13:03	0-1	.000	0-1	.000	0-0	.000	1	2	3	5.0	1	3	0	0	0	0	0	0	1.5					
N.C. Central	11/16/2021		21:08	0-1	.000	0-1	.000	2-2	1.000	0	1	1	3.7	3	3	1	0	1	2	1	2	1.7					
Totals		0	48:06	1-3	.333	1-3	.333	2-2	1.000	2	9	11	3.7	4	6	1	0	1	5	1	5	1.7					

SEASON HIGHS

POINTS..... 3 vs. LONGWOOD (11/9/21)
FGM..... 1 vs. LONGWOOD (11/9/21)
FGA..... 1, 3x, LAST vs. N.C. CENTRAL (11/16/21)
3-PT FGM..... 1 vs. LONGWOOD (11/9/21)
3-PT FGA..... 1, 3x, LAST vs. N.C. CENTRAL (11/16/21)
FTM..... 2 vs. N.C. CENTRAL (11/16/21)
FTA..... 2 vs. N.C. CENTRAL (11/16/21)
REB..... 7 vs. LONGWOOD (11/9/21)
AST..... 3, 2x, LAST vs. N.C. CENTRAL (11/16/21)
STL..... 1 vs. N.C. CENTRAL (11/16/21)
BLK.....
MIN..... 21 vs. N.C. CENTRAL (11/16/21)

CAREER HIGHS


POINTS..... 19 vs. CONNECTICUT (11/16/18)
FGM..... 6 AT MICHIGAN STATE (2/13/21)
FGA..... 9 AT ILLINOIS (1/29/21)
3-PT FGM..... 4 AT MICHIGAN STATE (2/13/21)
3-PT FGA..... 8 vs. PURDUE (3/3/20)
FTM..... 9 vs. CONNECTICUT (11/16/18)
FTA..... 11 vs. CONNECTICUT (11/16/18)
REB..... 13 vs. MICHIGAN (1/17/20)
AST..... 10 AT MARYLAND (1/7/21)
STL..... 3, 7x, LAST vs. WISCONSIN (3/12/21)
BLK..... 1, 8x, LAST vs. ILLINOIS (3/13/21)
MIN..... 39 AT MINNESOTA (2/16/20)

CAREER STATISTICS

YEAR	G/GS	FG-A	PCT	3-PT	PCT	FT-A	PCT	REB	AVG	PF-FO	AST	TO	BLK	STL	PTS	AVG
Fresh.	4/0	2-3	.667	1-2	.500	3-4	.750	4	1.0	2-0	7	4	0	2	8	2.0
RS-Fresh.	34/0	35-97	.361	6-29	.207	73-97	.753	49	1.4	61-0	102	43	3	23	149	4.4
Soph.	31/31	55-160	.344	33-97	.340	50-64	.781	124	4.0	80-2	124	27	3	35	193	6.2
Junior	31/31	33-102	.324	18-65	.277	17-29	.586	97	3.1	81-1	112	30	2	19	101	3.3
Senior	3/0	1-3	.333	1-3	.333	2-2	1.000	11	3.7	4-0	6	1	0	1	5	1.7
TOTALS	103/62	126-365	.345	59-196	.301	145-196	.740	285	2.8	228-3	351	105	8	80	456	4.4



GAME 1: LONGWOOD VS. IOWA



PATRICK MCCAFFERY

#22 • Forward
6-9 • 200 • RS-Soph.
Iowa City, Iowa
West HS

Opponent	Date	GS	MIN	Total		3-Pointers		Free throws		Rebounds				PF		A		BLK		STL		PTS		AVG
				FG-FGA	PCT	3FG-3FGA	PCT	FT-FTA	PCT	OFF	DEF	TOT	AVG											
Longwood	11/09/2021	*	21:41	3-6	.500	0-3	.000	5-6	.833	0	4	4	4.0	0	4	2	0	0	0	11	11.0			
Kansas City	11/12/2021	*	22:56	5-10	.500	0-1	.000	0-0	.000	1	1	2	3.0	0	2	0	0	1	10	10.5				
N.C. Central	11/16/2021	*	22:53	4-11	.364	1-4	.250	6-6	1.000	1	0	1	2.3	0	1	2	0	0	15	12.0				
Totals		3	67:30	12-27	.444	1-8	.125	11-12	.917	2	5	7	2.3	0	7	4	0	1	36	12.0				

SEASON HIGHS


POINTS.....15 vs. N.C. CENTRAL (11/16/21)
FGM..... 5 vs. KANSAS CITY (11/12/21)
FGA.....11 vs. N.C. CENTRAL (11/16/21)
3-PT FGM.....1 vs. N.C. CENTRAL (11/16/21)
3-PT FGA.....4 vs. N.C. CENTRAL (11/16/21)
FTM..... 6 vs. N.C. CENTRAL (11/16/21)
FTA..... 6, 2X, LAST vs. N.C. CENTRAL (11/16/21)
REB..... 4 vs. LONGWOOD (11/9/21)
AST..... 4 vs. LONGWOOD (11/9/21)
STL..... 1 vs. KANSAS CITY (11/12/21)
BLK..... - - -
MIN..... 23, 2X, LAST vs. N.C. CENTRAL (11/16/21)

CAREER HIGHS

POINTS.....19 vs. NEBRASKA (3/4/21)
FGM..... 8 vs. NEBRASKA (3/4/21)
FGA.....13 vs. NEBRASKA (3/4/21)
3-PT FGM..... 3 vs. NEBRASKA (3/4/21)
3-PT FGA..... 6 vs. NEBRASKA (3/4/21)
FTM..... 6 vs. N.C. CENTRAL (11/16/21)
FTA..... 8 vs. N.C. CENTRAL (11/25/20)
REB..... 6, 2X, LAST vs. NEBRASKA (3/4/21)
AST.....4 vs. LONGWOOD (11/9/21)
STL.....2, 2X, LAST vs. RUTGERS (2/10/21)
BLK..... 2, 2X, LAST vs. WISCONSIN (3/12/21)
MIN.....23, 2X, LAST vs. N.C. CENTRAL (11/16/21)

CAREER STATISTICS

YEAR	G/GS	FG-A	PCT	3-PT	PCT	FT-A	PCT	REB	AVG	PF-FO	AST	TO	BLK	STL	PTS	AVG
Fresh.	2/0	3-10	.300	0-4	.000	0-0	.000	5	2.5	2-0	1	0	0	1	6	3.0
RS-Fresh.	31/0	60-137	.438	13-43	.302	29-41	.707	83	2.7	20-0	28	13	12	11	162	5.2
Soph.	3/3	12-27	.444	1-8	.125	11-12	.917	7	2.3	0-0	7	4	0	1	36	12.0
TOTALS	36/3	75-174	.431	14-55	.255	40-53	.755	95	2.6	22-0	36	17	12	13	204	5.7



RILEY MULVEY

#44 • Forward
6-11 • 245 • Freshman
Rotterdam, New York
St. Thomas More

Opponent	Date	GS	MIN	Total		3-Pointers		Free throws		Rebounds				PF		A		BLK		STL		PTS		AVG
				FG-FGA	PCT	3FG-3FGA	PCT	FT-FTA	PCT	OFF	DEF	TOT	AVG											
Longwood	11/09/2021		10:07	0-1	.000	0-0	.000	0-0	.000	0	1	1	1.0	2	1	0	0	0	0	0	0.0			
Kansas City	11/12/2021		05:28	0-0	.000	0-0	.000	0-0	.000	0	1	1	1.0	1	0	0	1	0	0	0	0.0			
Totals		0	15:35	0-1	.000	0-0	.000	0-0	.000	0	2	2	1.0	3	1	0	1	0	0	0	0.0			

SEASON HIGHS

POINTS..... - - -
FGM..... - - -
FGA..... 1 vs. LONGWOOD (11/9/21)
3-PT FGM..... - - -
3-PT FGA..... - - -
FTM..... - - -
FTA..... - - -
REB..... 1, 2X, LAST vs. KANSAS CITY (11/12/21)
AST..... 1 vs. LONGWOOD (11/9/21)
STL..... - - -
BLK..... 1 vs. KANSAS CITY (11/12/21)
MIN..... 10 vs. LONGWOOD (11/9/21)

CAREER HIGHS

POINTS..... - - -
FGM..... - - -
FGA..... 1 vs. LONGWOOD (11/9/21)
3-PT FGM..... - - -
3-PT FGA..... - - -
FTM..... - - -
FTA..... - - -
REB..... 1, 2X, LAST vs. KANSAS CITY (11/12/21)
AST..... 1 vs. LONGWOOD (11/9/21)
STL..... - - -
BLK..... 1 vs. KANSAS CITY (11/12/21)
MIN..... 10 vs. LONGWOOD (11/9/21)

CAREER STATISTICS

YEAR	G/GS	FG-A	PCT	3-PT	PCT	FT-A	PCT	REB	AVG	PF-FO	AST	TO	BLK	STL	PTS	AVG
Fresh.	2/0	0-1	.000	0-0	.000	0-0	.000	2	1.0	3-0	1	0	1	0	0	0.0



GAME 1: LONGWOOD VS. IOWA



KEEGAN MURRAY

#15 • Forward
6-8 • 225 • Sophomore
Cedar Rapids, Iowa
Prairie HS

Opponent	Date	GS	MIN	Total		3-Pointers		Free throws		Rebounds				PF	A	TO	BLK	STL	PTS	AVG
				FG-FGA	PCT	3FG-3FGA	PCT	FT-FTA	PCT	OFF	DEF	TOT	AVG							
Longwood	11/09/2021	*	17:29	8-10	.800	3-4	.750	5-5	1.000	2	5	7	7.0	3	1	0	5	0	24	24.0
Kansas City	11/12/2021	*	22:53	9-15	.600	1-3	.333	6-6	1.000	0	4	4	5.5	2	1	2	1	3	25	24.5
N.C. Central	11/16/2021	*	37:17	9-19	.474	0-4	.000	9-10	.900	9	12	21	10.7	2	2	2	4	0	27	25.3
Totals		3	77:39	26-44	.591	4-11	.364	20-21	.952	11	21	32	10.7	7	4	4	10	3	76	25.3

SEASON HIGHS

POINTS.....27 vs. N.C. CENTRAL (11/16/21)
FGM.....9, 2X, LAST vs. N.C. CENTRAL (11/16/21)
FGA.....19 vs. N.C. CENTRAL (11/16/21)
3-PT FGM.....3 vs. LONGWOOD (11/9/21)
3-PT FGA.....4, 2X, LAST vs. N.C. CENTRAL (11/16/21)
FTM.....9 vs. N.C. CENTRAL (11/16/21)
FTA.....10 vs. N.C. CENTRAL (11/16/21)
REB.....21 vs. N.C. CENTRAL (11/16/21)
AST.....2 vs. N.C. CENTRAL (11/16/21)
STL.....3 vs. KANSAS CITY (11/12/21)
BLK.....5 vs. LONGWOOD (11/9/21)
MIN.....37 vs. N.C. CENTRAL (11/16/21)

CAREER HIGHS

POINTS.....27 vs. N.C. CENTRAL (11/16/21)
FGM.....9, 2X, LAST vs. N.C. CENTRAL (11/16/21)
FGA.....19 vs. N.C. CENTRAL (11/16/21)
3-PT FGM.....3 vs. LONGWOOD (11/9/21)
3-PT FGA.....6 vs. N.C. CENTRAL (11/25/20)
FTM.....9 vs. N.C. CENTRAL (11/16/21)
FTA.....10 vs. N.C. CENTRAL (11/16/21)
REB.....21 vs. N.C. CENTRAL (11/16/21)
AST.....3 vs. GCU (3/20/21)
STL.....3, 3X, vs. KANSAS CITY (11/12/21)
BLK.....5 vs. LONGWOOD (11/9/21)
MIN.....37 vs. N.C. CENTRAL (11/16/21)

CAREER STATISTICS

YEAR	G/GS	FG-A	PCT	3-PT	PCT	FT-A	PCT	REB	AVG	PF-FO	AST	TO	BLK	STL	PTS	AVG
Fresh.	31/4	84-166	.506	16-54	.296	40-53	.755	158	5.1	58-1	17	20	39	26	224	7.2
Soph.	3/3	26-44	.591	4-11	.364	20-21	.952	32	10.7	7-0	4	4	10	3	76	25.3
TOTALS	34/7	110-210	.524	20-65	.308	60-74	.811	190	5.6	65-1	21	24	49	29	300	8.8



KRIS MURRAY

#24 • Forward
6-8 • 225 • Sophomore
Cedar Rapids, Iowa
Prairie HS

				Total		3-Pointers		Free throws		Rebounds										
Opponent	Date	GS	MIN	FG-FGA	PCT	3FG-3FGA	PCT	FT-FTA	PCT	OFF	DEF	TOT	AVG	PF	A	TO	BLK	STL	PTS	AVG
Longwood	11/09/2021		17:23	7-9	.778	2-4	.500	0-1	.000	2	5	7	7.0	2	1	1	2	1	16	16.0
Kansas City	11/12/2021		12:29	3-7	.429	0-0	.000	0-2	.000	2	3	5	6.0	1	1	0	1	0	6	11.0
Totals		0	29:52	10-16	.625	2-4	.500	0-3	.000	4	8	12	6.0	3	2	1	3	1	22	11.0

SEASON HIGHS

POINTS.....16 vs. LONGWOOD (11/9/21)
FGM.....7 vs. LONGWOOD (11/9/21)
FGA.....9 vs. LONGWOOD (11/9/21)
3-PT FGM.....2 vs. LONGWOOD (11/9/21)
3-PT FGA.....4 vs. LONGWOOD (11/9/21)
FTM..... - - -
FTA.....2 vs. KANSAS CITY (11/12/21)
REB.....7 vs. LONGWOOD (11/9/21)
AST.....1, 2X, LAST vs. KANSAS CITY (11/12/21)
STL.....1 vs. LONGWOOD (11/9/21)
BLK.....2 vs. LONGWOOD (11/9/21)
MIN.....17 vs. LONGWOOD (11/9/21)

CAREER HIGHS

POINTS.....16 vs. LONGWOOD (11/9/21)
FGM.....7 vs. LONGWOOD (11/9/21)
FGA.....9 vs. LONGWOOD (11/9/21)
3-PT FGM.....2 vs. LONGWOOD (11/9/21)
3-PT FGA.....4 vs. LONGWOOD (11/9/21)
FTM.....2 vs. NEBRASKA (3/4/21)
FTA.....2, 2X, LAST vs. KANSAS CITY (11/12/21)
REB.....7 vs. LONGWOOD (11/9/21)
AST.....1, 2X, LAST vs. LONGWOOD (11/9/21)
STL.....1, 2X, LAST vs. LONGWOOD (11/9/21)
BLK.....2 vs. LONGWOOD (11/9/21)
MIN.....17 vs. LONGWOOD (11/9/21)

CAREER STATISTICS

YEAR	G/GS	FG-A	PCT	3-PT	PCT	FT-A	PCT	REB	AVG	PF-FO	AST	TO	BLK	STL	PTS	AVG
Fresh.	13/0	3-13	.231	0-5	.000	2-2	1.000	8	0.6	3-0	1	2	1	1	8	0.6
Soph.	2/0	10-16	.625	2-4	.500	0-3	.000	12	6.0	3-0	2	1	3	1	22	11.0
TOTALS	15/0	13-29	.448	2-9	.222	2-5	.400	20	1.3	6-0	3	3	4	2	30	2.0



GAME 1: LONGWOOD VS. IOWA



JOSH OGUNDELE

#23 • Center
6-11 • 265 • Sophomore
 London, England
 Worcester Academy (MA)

Opponent	Date	GS	MIN	Total		3-Pointers		Free throws		Rebounds				PF	A	TO	BLK	STL	PTS	AVG
				FG-FGA	PCT	3FG-3FGA	PCT	FT-FTA	PCT	OFF	DEF	TOT	AVG							
Kansas City	11/12/2021		05:28	1-2	.500	0-0	.000	0-0	.000	0	3	3	3.0	0	0	0	1	0	2	2.0
N.C. Central	11/16/2021		00:51	0-0	.000	0-0	.000	0-0	.000	0	1	1	2.0	2	0	0	0	0	0	1.0
Totals		0	06:19	1-2	.500	0-0	.000	0-0	.000	0	4	4	2.0	2	0	0	1	0	2	1.0

SEASON HIGHS

POINTS..... 2 vs. KANSAS CITY (11/12/21)
 FGM..... 1 vs. KANSAS CITY (11/12/21)
 FGA..... 2 vs. KANSAS CITY (11/12/21)
 3-PT FGM.....
 3-PT FGA.....
 FTM.....
 FTA.....
 REB..... 3 vs. KANSAS CITY (11/12/21)
 AST.....
 STL.....
 BLK..... 1 vs. KANSAS CITY (11/12/21)
 MIN..... 5 vs. KANSAS CITY (11/12/21)

CAREER HIGHS

POINTS..... 4 vs. NEBRASKA (3/4/21)
 FGM..... 2 vs. NEBRASKA (3/4/21)
 FGA..... 2, 3X, LAST vs. KANSAS CITY (11/12/21)
 3-PT FGM.....
 3-PT FGA.....
 FTM..... 1 vs. N.C. CENTRAL (11/25/20)
 FTA..... 2, 2X, LAST AT MICH STATE (2/13/21)
 REB..... 3 vs. KANSAS CITY (11/12/21)
 AST.....
 STL.....
 BLK..... 1 vs. KANSAS CITY (11/12/21)
 MIN..... 5 vs. KANSAS CITY (11/12/21)

CAREER STATISTICS

YEAR	G/GS	FG-A	PCT	3-PT	PCT	FT-A	PCT	REB	AVG	PF-FO	AST	TO	BLK	STL	PTS	AVG
Fresh.	8/0	3-6	.500	0-0	.000	1-4	.250	8	1.0	5-0	0	0	0	0	7	0.9
Soph.	2/0	1-2	.500	0-0	.000	0-0	.000	4	2.0	2-0	0	0	1	0	2	1.0
TOTALS	10/0	4-8	.500	0-0	.000	1-4	.250	12	1.2	7-0	0	0	1	0	9	0.9



TONY PERKINS

#11 • Guard
6-4 • 210 • Sophomore
 Indianapolis, Ind.
 Lawrence North

Opponent	Date	GS	MIN	Total		3-Pointers		Free throws		Rebounds				PF	A	TO	BLK	STL	PTS	AVG
				FG-FGA	PCT	3FG-3FGA	PCT	FT-FTA	PCT	OFF	DEF	TOT	AVG							
Longwood	11/09/2021		19:04	1-7	.143	0-2	.000	4-4	1.000	1	4	5	5.0	3	2	2	1	0	6	6.0
Kansas City	11/12/2021		14:00	1-3	.333	0-0	.000	3-3	1.000	1	2	3	4.0	2	0	2	0	3	5	5.5
N.C. Central	11/16/2021		19:52	4-7	.571	2-2	1.000	3-4	.750	1	1	2	3.3	1	1	0	0	3	13	8.0
Totals		0	52:56	6-17	.353	2-4	.500	10-11	.909	3	7	10	3.3	6	3	4	1	6	24	8.0

SEASON HIGHS

POINTS..... 13 vs. N.C. CENTRAL (11/16/21)
 FGM..... 4 vs. N.C. CENTRAL (11/16/21)
 FGA..... 7, 2X, LAST vs. N.C. CENTRAL (11/16/21)
 3-PT FGM..... 2 vs. N.C. CENTRAL (11/16/21)
 3-PT FGA..... 2, 2X, LAST vs. N.C. CENTRAL (11/16/21)
 FTM..... 4 vs. LONGWOOD (11/9/21)
 FTA..... 4, 2X, LAST vs. N.C. CENTRAL (11/16/21)
 REB..... 5 vs. LONGWOOD (11/9/21)
 AST..... 2 vs. LONGWOOD (11/9/21)
 STL..... 3, 2X, LAST vs. N.C. CENTRAL (11/16/21)
 BLK..... 1 vs. LONGWOOD (11/9/21)
 MIN..... 20 vs. N.C. CENTRAL (11/16/21)

CAREER HIGHS


POINTS..... 13 vs. N.C. CENTRAL (11/16/21)
 FGM..... 4 vs. N.C. CENTRAL (11/16/21)
 FGA..... 7, 2X, LAST vs. N.C. CENTRAL (11/16/21)
 3-PT FGM..... 2 vs. N.C. CENTRAL (11/16/21)
 3-PT FGA..... 2, 2X, LAST vs. N.C. CENTRAL (11/16/21)
 FTM..... 4 vs. LONGWOOD (11/9/21)
 FTA..... 4, 3X, LAST vs. N.C. CENTRAL (11/16/21)
 REB..... 7 vs. N. ILLINOIS (12/13/20)
 AST..... 3 vs. NEBRASKA (3/4/21)
 STL..... 3, 2X, LAST vs. N.C. CENTRAL (11/16/21)
 BLK..... 1, 2X, LAST vs. LONGWOOD (11/9/21)
 MIN..... 20 vs. N.C. CENTRAL (11/16/21)

CAREER STATISTICS

YEAR	G/GS	FG-A	PCT	3-PT	PCT	FT-A	PCT	REB	AVG	PF-FO	AST	TO	BLK	STL	PTS	AVG
Fresh.	24/0	15-33	.455	1-3	.333	7-15	.467	31	1.3	21-0	16	3	1	5	38	1.6
Soph.	3/0	6-17	.353	2-4	.500	10-11	.909	10	3.3	6-0	3	4	1	6	24	8.0
TOTALS	27/0	21-50	.420	3-7	.429	17-26	.654	41	1.5	27-0	19	7	2	11	62	2.3



GAME 1: LONGWOOD VS. IOWA



FILIP REBRACA

#0 • Forward
6-9 • 230 • Senior
Sombor, Serbia
Univ. of North Dakota

Opponent	Date	GS	MIN	Total		3-Pointers		Free throws		Rebounds				PF		A		BLK		STL		PTS		AVG
				FG-FGA	PCT	3FG-3FGA	PCT	FT-FTA	PCT	OFF	DEF	TOT	AVG											
Longwood	11/09/2021	*	16:09	1-3	.333	0-0	.000	0-0	.000	0	5	5	5.0	1	1	1	0	0	0	2	2	2.0		
Kansas City	11/12/2021	*	22:48	4-5	.800	0-0	.000	1-2	.500	3	10	13	9.0	1	1	0	1	1	1	9	5	5.5		
N.C. Central	11/16/2021	*	23:47	2-2	1.000	0-0	.000	4-7	.571	4	2	6	8.0	4	0	1	0	0	0	8	6	6.3		
Totals			3	62:44	7-10	.700	0-0	.000	5-9	.556	7	17	24	8.0	6	2	2	1	1	19	6.3			

SEASON HIGHS

POINTS..... 9 vs. KANSAS CITY (11/12/21)
FGM..... 4 vs. KANSAS CITY (11/12/21)
FGA..... 5 vs. KANSAS CITY (11/12/21)
3-PT FGM..... - - -
3-PT FGA..... - - -
FTM..... 4 vs. N.C. CENTRAL (11/16/21)
FTA..... 7 vs. N.C. CENTRAL (11/16/21)
REB..... 13 vs. KANSAS CITY (11/12/21)
AST..... 1, 2X, LAST vs. KANSAS CITY (11/12/21)
STL..... 1 vs. KANSAS CITY (11/12/21)
BLK..... 1 vs. KANSAS CITY (11/12/21)
MIN..... 24 vs. N.C. CENTRAL (11/16/21)

CAREER HIGHS

POINTS..... 26 vs. SOUTH DAKOTA, 12/10/20
FGM..... 11 AT ORAL ROBERTS, 1/8/21
FGA..... 21 AT OMAHA, 2/26/20
3-PT FGM..... 2, 8X, LAST vs. OMAHA, 2/20/21
3-PT FGA..... 5 AT SOUTH DAKOTA STATE, 2/9/19
FTM..... 11 vs. WESTERN ILLINOIS, 1/29/21
FTA..... 12 vs. WESTERN ILLINOIS, 1/29/21
REB..... 16 AT DENVER, 1/2/20
AST..... 5, 2X, LAST AT FLORIDA GULF COAST, 11/29/19
STL..... 4 AT ORAL ROBERTS, 1/9/21
BLK..... 8 AT MILWAUKEE, 11/19/19
MIN..... 41 vs. NORTH DAKOTA STATE, 1/16/21

CAREER STATISTICS

YEAR	G/GS	FG-A	PCT	3-PT	PCT	FT-A	PCT	REB	AVG	PF-FO	AST	TO	BLK	STL	PTS	AVG
Fresh.	29/16	96-180	.533	10-28	.357	31-52	.596	172	5.9	75-1	18	43	26	15	233	8.0
Soph.	32/32	190-328	.579	1-9	.111	78-117	.667	285	8.9	79-0	51	75	33	18	459	14.3
Junior	26/26	174-344	.506	15-41	.366	74-122	.607	197	7.6	69-3	31	61	17	16	437	16.8
Senior	3/3	7-10	.700	0-0	.000	5-9	.556	24	8.0	6-0	2	2	1	1	19	6.3
TOTALS	90/77	467-862	.542	26-78	.333	188-300	.627	678	7.5	229-4	102	181	77	50	1,148	12.8



PAYTON SANDFORT

#20 • Guard
6-7 • 215 • Freshman
Waukee, Iowa
Waukee HS

Opponent	Date	GS	MIN	Total		3-Pointers		Free throws		Rebounds				PF		A		BLK		STL		PTS		AVG
				FG	FGA	PCT	3FG	3FGA	PCT	FT	FTA	PCT	OFF	DEF	TOT	AVG	PF	A	TOT	BLK	STL	PTS		
Longwood	11/09/2021		15:46	3	10	.300	2	7	.286	0	0	.000	1	1	2	2.0	1	2	0	0	0	8	8.0	
Kansas City	11/12/2021		13:07	2	5	.400	0	3	.000	2	2	1.000	0	1	0	1.0	0	1	0	0	0	6	7.0	
N.C. Central	11/16/2021		08:41	0	1	.000	0	1	.000	0	0	.000	0	1	1	1.0	0	1	0	0	0	0	4.7	
Totals		0	37:34	5	16	.313	2	11	.182	2	2	1.000	1	2	3	1.0	1	4	0	0	0	14	4.7	

SEASON HIGHS

POINTS..... 8 vs. LONGWOOD (11/9/21)
FGM..... 3 vs. LONGWOOD (11/9/21)
FGA..... 10 vs. LONGWOOD (11/9/21)
3-PT FGM..... 2 vs. LONGWOOD (11/9/21)
3-PT FGA..... 7 vs. LONGWOOD (11/9/21)
FTM..... 2 vs. KANSAS CITY (11/12/21)
FTA..... 2 vs. KANSAS CITY (11/12/21)
REB..... 2 vs. LONGWOOD (11/9/21)
AST..... 2 vs. LONGWOOD (11/9/21)
STL..... - - -
BLK..... - - -
MIN..... 19 vs. LONGWOOD (11/9/21)

CAREER HIGHS

POINTS..... 8 vs. LONGWOOD (11/9/21)
FGM..... 3 vs. LONGWOOD (11/9/21)
FGA..... 10 vs. LONGWOOD (11/9/21)
3-PT FGM..... 2 vs. LONGWOOD (11/9/21)
3-PT FGA..... 7 vs. LONGWOOD (11/9/21)
FTM..... 2 vs. KANSAS CITY (11/12/21)
FTA..... 2 vs. KANSAS CITY (11/12/21)
REB..... 2 vs. LONGWOOD (11/9/21)
AST..... 2 vs. LONGWOOD (11/9/21)
STL..... - - -
BLK..... - - -
MIN..... 19 vs. LONGWOOD (11/9/21)

CAREER STATISTICS

YEAR	G/GS	FG-A	PCT	3-PT	PCT	FT-A	PCT	REB	AVG	PF-FO	AST	TO	BLK	STL	PTS	AVG
Fresh.	3/0	5-16	.313	2-11	.182	2-2	1.000	3	1.0	1-0	34	0	0	0	14	4.7



GAME 1: LONGWOOD VS. IOWA



JOE TOUSSAINT

#2 • Guard
6-0 • 190 • Junior
Bronx, New York
Cardinal Hayes

Opponent	Date	GS	MIN	Total		3-Pointers		Free throws		Rebounds				PF	A	TO	BLK	STL	PTS	AVG
				FG-FGA	PCT	3FG-3FGA	PCT	FT-FTA	PCT	OFF	DEF	TOT	AVG							
Longwood	11/09/2021	*	16:09	3-3	1.000	1-1	1.000	2-2	1.000	0	0	0	0.0	2	4	0	0	4	9	9.0
Kansas City	11/12/2021	*	20:23	2-4	.500	0-1	.000	0-0	.000	0	1	1	0.5	0	6	2	0	2	4	6.5
N.C. Central	11/16/2021	*	18:29	1-5	.200	0-1	.000	0-0	.000	1	1	2	1.0	1	2	0	0	0	2	5.0
Totals		3	55:01	6-12	.500	1-3	.333	2-2	1.000	1	2	3	1.0	3	12	2	0	6	15	5.0

SEASON HIGHS

POINTS..... 9 vs. LONGWOOD (11/9/21)
FGM..... 3 vs. LONGWOOD (11/9/21)
FGA..... 5 vs. N.C. CENTRAL (11/16/21)
3-PT FGM..... 1 vs. LONGWOOD (11/9/21)
3-PT FGA..... 1, 3x, LAST vs. N.C. CENTRAL (11/16/21)
FTM..... 2 vs. LONGWOOD (11/9/21)
FTA..... 2 vs. LONGWOOD (11/9/21)
REB..... 2 vs. N.C. CENTRAL (11/16/21)
AST..... 6 vs. KANSAS CITY (11/12/21)
STL..... 4 vs. LONGWOOD (11/9/21)
BLK..... - - -
MIN..... 20 vs. KANSAS CITY (11/12/21)

CAREER HIGHS

POINTS..... 18 vs. PENN STATE (1/4/20)
FGM..... 7 AT NEBRASKA (1/7/20)
FGA..... 18 AT NEBRASKA (1/7/20)
3-PT FGM..... 2, 4x, LAST AT ILLINOIS (3/8/20)
3-PT FGA..... 5 AT NEBRASKA (1/7/20)
FTM..... 9 vs. SAN DIEGO STATE (11/29/19)
FTA..... 9 vs. SAN DIEGO STATE (11/29/19)
REB..... 8 vs. CAL POLY (11/24/19)
AST..... 8 vs. PENN STATE (2/29/20)
STL..... 6 AT MARYLAND (1/7/21)
BLK..... 1, 3x, LAST vs. W. ILLINOIS (12/3/20)
MIN..... 34 AT NEBRASKA (1/7/20)

CAREER STATISTICS

YEAR	G/GS	FG-A	PCT	3-PT	PCT	FT-A	PCT	REB	AVG	PF-FO	AST	TO	BLK	STL	PTS	AVG
Fresh.	31/20	68-180	.378	11-37	.297	54-65	.831	62	2.0	62-1	90	62	2	36	201	6.5
Soph.	31/0	42-99	.424	3-11	.273	28-45	.622	37	1.2	49-0	75	45	1	24	115	3.7
Junior	3/3	6-12	.500	1-3	.333	2-2	1.000	3	1.0	3-0	12	2	0	6	15	5.0
TOTALS	65/23	116-291	.399	15-51	.294	84-112	.750	102	1.6	114-1	177	109	3	66	331	5.1



AHRON ULLIS

#4 • Guard
6-3 • 195 • Sophomore
Chicago Heights, Ill.
Marion Catholic HS

Opponent	Date	GS	MIN	Total		3-Pointers		Free throws		Rebounds				PF	A	TO	BLK	STL	PTS	AVG
				FG-FGA	PCT	3FG-3FGA	PCT	FT-FTA	PCT	OFF	DEF	TOT	AVG							
Longwood	11/09/2021		19:34	3-4	.750	0-0	.000	0-0	.000	2	2	4	4.0	3	5	1	0	0	6	6.0
Kansas City	11/12/2021		13:00	2-2	1.000	0-0	.000	0-1	.000	0	0	0	2.0	0	1	0	0	1	4	5.0
N.C. Central	11/16/2021		21:31	2-5	.400	1-1	1.000	7-8	.875	0	3	3	2.3	1	4	2	0	1	12	7.3
Totals		0	54:05	7-11	.636	1-1	1.000	7-9	.778	2	5	7	2.3	4	10	3	0	2	22	7.3

SEASON HIGHS

POINTS..... 12 vs. N.C. CENTRAL (11/16/21)
FGM..... 3 vs. LONGWOOD (11/9/21)
FGA..... 5 vs. N.C. CENTRAL (11/16/21)
3-PT FGM..... 1 vs. N.C. CENTRAL (11/16/21)
3-PT FGA..... 1 vs. N.C. CENTRAL (11/16/21)
FTM..... 7 vs. N.C. CENTRAL (11/16/21)
FTA..... 8 vs. N.C. CENTRAL (11/16/21)
REB..... 4 vs. LONGWOOD (11/9/21)
AST..... 5 vs. LONGWOOD (11/9/21)
STL..... 1, 2x, LAST vs. N.C. CENTRAL (11/16/21)
BLK..... - - -
MIN..... 21 vs. N.C. CENTRAL (11/16/21)

CAREER HIGHS

POINTS..... 12 vs. N.C. CENTRAL (11/16/21)
FGM..... 3 vs. LONGWOOD (11/9/21)
FGA..... 5 vs. N.C. CENTRAL (11/16/21)
3-PT FGM..... 1 vs. N.C. CENTRAL (11/16/21)
3-PT FGA..... 1, 4x, LAST vs. N.C. CENTRAL (11/16/21)
FTM..... 7 vs. N.C. CENTRAL (11/16/21)
FTA..... 8 vs. N.C. CENTRAL (11/16/21)
REB..... 4 vs. LONGWOOD (11/9/21)
AST..... 5 vs. LONGWOOD (11/9/21)
STL..... 1, 2x, LAST vs. KANSAS CITY (11/12/21)
BLK..... 1 vs. OREGON (3/22/21)
MIN..... 21 vs. N.C. CENTRAL (11/16/21)

CAREER STATISTICS

YEAR	G/GS	FG-A	PCT	3-PT	PCT	FT-A	PCT	REB	AVG	PF-FO	AST	TO	BLK	STL	PTS	AVG
Fresh.	17/0	5-15	.333	0-3	.000	18-20	.900	15	0.9	8-0	20	6	1	1	28	1.6
Soph.	3/0	7-11	.636	1-1	1.000	7-9	.778	7	2.3	4-0	10	3	0	2	22	7.3
TOTALS	20/0	12-26	.462	1-4	.250	25-29	.862	22	1.1	12-0	30	9	1	3	50	2.5





SEASON & CAREER BESTS/THE LAST TIME...

Season Bests

Player	Points	3-Pointers	Rebounds	Assists	Blocks	Steals
Austin Ash	5, Kansas City	---	---	2, Longwood	---	---
Jordan Bohannon	18, Longwood	6, Longwood	2, twice	1, three times	---	1, Longwood
Carter Kingsbury	---	---	---	---	---	---
Luc Laketa	---	---	---	---	---	---
Connor McCaffery	3, Longwood	1, Longwood	7, Longwood	3, twice	---	1, N.C. Central
Patrick McCaffery	15, N.C. Central	1, N.C. Central	4, Longwood	4, Longwood	---	1, Kansas City
Riley Mulvey	---	---	1, twice	1, Longwood	---	1, Kansas City
Keegan Murray	27, N.C. Central	3, Longwood	21, N.C. Central	2, N.C. Central	5, Longwood	3, Kansas City
Kris Murray	16, Longwood	2, Longwood	7, Longwood	1, twice	2, Longwood	1, twice
Josh Ogundele	2, Kansas City	---	3, Kansas City	---	1, Kansas City	---
Tony Perkins	13, N.C. Central	2, N.C. Central	5, Longwood	2, Longwood	1, Longwood	3, twice
Filip Rebraca	9, Kansas City	---	13, Kansas City	1, twice	1, Kansas City	1, Kansas City
Payton Sandfort	8, Longwood	2, Longwood	2, Longwood	2, Longwood	---	---
Joe Toussaint	9, Longwood	1, Longwood	2, N.C. Central	6, Kansas City	---	4, Longwood
Ahron Ulis	12, N.C. Central	1, N.C. Central	4, Longwood	5, Longwood	---	1, twice

Career Bests

Player	Points	3-Pointers	Rebounds	Assists	Blocks	Steals
Austin Ash	9, Savannah St., '18	3, Savannah St., '18	2, three times	2, twice	---	2, Indiana
Jordan Bohannon	30, UAB, '17	8, twice	7, twice	14, Minnesota, '21	1, Nebraska '17	6, Pitt, '18
Carter Kingsbury	---	---	---	---	---	---
Luc Laketa	---	---	---	---	---	---
Connor McCaffery	19, UConn, '18	3, twice	13, Michigan, '20	10, Maryland, '21	1, seven times	3, six times
Patrick McCaffery	19, Nebraska, '21	3, Nebraska, '21	6, twice	4, Longwood, '21	2, twice	2, twice
Riley Mulvey	---	---	1, twice	1, Longwood, '21	---	1, Kansas City, '21
Keegan Murray	27, N.C. Central, '21	3, Longwood, '21	21, N.C. Central, '21	2, three times	5, Longwood, '21	3, three times
Kris Murray	16, Longwood, '21	2, Longwood, '21	7, Longwood, '21	1, three times	2, Longwood	1, three times
Josh Ogundele	4, Nebraska, '21	---	3, Kansas City, '21	---	---	1, Kansas City, '21
Tony Perkins	13, N.C. Central, '21	2, N.C. Central, '21	7, N. Illinois, '20	3, Nebraska, '21	1, twice	3, twice
Filip Rebraca	26, South Dakota, '20	2, eight times	16, Denver, '20	5, twice	8, Milwaukee, '19	4, Oral Roberts, '19
Payton Sandfort	8, Longwood, '21	2, Longwood, '21	2, Longwood, '21	2, Longwood, '21	---	---
Joe Toussaint	18, Penn State, '20	2, three times	8, Cal Poly, '19	8, Penn State, '20	1, W. Illinois, '20	6, Maryland, '21
Ahron Ulis	12, N.C. Central, '21	1, N.C. Central, '21	4, Longwood, '21	5, Longwood, '21	1, Oregon	1, three times

The Last Time a Player . . .

Had 30 or more points

Iowa -- 30, Luka Garza vs. Oregon, 3/22/21
Opponent -- 30, Marcus Carr, Minnesota, 12/25/20

Made at least 90% of his FGA (10 att.)

Iowa -- .928 (13-14), Luka Garza vs. Iowa State, 12/11/20
Opponent -- .900 (9-10), Mike Watkins, Penn State, 2/3/18

Made 100% of his FTA (10 att.)

Iowa -- 1.000 (10-10), Jordan Bohannon vs. Nebraska 1/6/19
Opponent -- 1.000 (12-12), Bonzie Colson, Notre Dame, 11/29/16

Had 15 or more rebounds

Iowa -- 21, Keegan Murray vs. N.C. Central, 11/16/21
Opponent -- 18, Joel Ayayi, Gonzaga, 12/29/20

Had 10 or more assists

Iowa -- 14, Jordan Bohannon vs. Minnesota, 1/10/21
Opponent -- 10, Cam Mack, Nebraska, 1/7/20

Had 5 or more blocks

Iowa -- 5, Keegan Murray vs. Longwood, 11/9/21
Opponent -- 5, Jalen Smith, Maryland, 1/30/20

Had 5 or more steals

Iowa -- 6, Joe Toussaint at Maryland, 1/7/21
Opponent -- 5, Chris McNeal, Cincinnati, 12/21/19

The Last Time a Team . . .

Scored 100 or more points

Iowa -- 106 vs. Longwood, 11/9/21
Opponent -- 102 by Minnesota, 12/25/20

Scored 40 or fewer points

Iowa -- 40 at Wisconsin, 3/3/10
Opponent -- 39 by UNC Wilmington, 11/8/13

Won an overtime game

Iowa -- 76-70 (OT) at Indiana, 2/22/19
Opponent -- 102-95 (OT) by Minnesota, 12/25/20

Made at least 60% of its FGA (20 att.)

Iowa -- .600 (39-65) vs. Kennesaw State, 12/29/19
Opponent -- .631 (41-65) by Purdue, 2/5/20

Made at least 50% of its 3-pt. FGA (8 att.)

Iowa -- .632 (12-19) at Wisconsin, 2/18/21
Opponent -- .500 (13-26) by Gonzaga, 12/19/20

Made at least 90% of its FTA (10 att.)

Iowa -- 1.000 (15-15) at Illinois, 3/8/20
Opponent -- .947 (18-19) by San Diego State, 11/29/19





IOWA SUPERLATIVES UNDER McCAFFERY

TEAM

Most Points Scored

1. 116 -- Savannah State (11/13/16)
2. 111 -- SIU Edwardsville (11/26/10)
3. 110 -- Savannah State (12/22/18)
4. 109 -- Md. Eastern Shore (11/14/13)
5. **106 -- Longwood (11/9/21)**
- 106 -- Northern Illinois (12/13/20)

Fewest Points Allowed

1. 36 -- Howard (11/15/12)
2. 39 -- UNC Wilmington (11/8/13)
- 39 -- Northern Iowa (12/7/10)
- 40 -- Louisiana Monroe (11/16/10)
- 41 -- Abilene Christian (11/17/13)

Field Goals Made

1. 42 -- Savannah State (11/13/16)
- 42 -- Central Arkansas (12/19/11)
3. 41 -- Northern Illinois (12/13/20)
- 40 -- Coppin State (11/15/15)
- 39 -- Savannah State (12/22/18)
- 39 -- Kennesaw State (12/29/19)

Field Goals Attempted

1. 87 -- Savannah State (11/13/16)
2. 79 -- Oregon (3/18/12)
3. 78 -- Minnesota (12/25/20)
4. 77 -- Nebraska (1/7/20)
- 77 -- Nebraska (1/5/17)
6. 76 -- North Carolina (12/8/20)
- 76 -- Central Arkansas (12/19/11)
- 76 -- South Dakota (12/4/12)

Field Goal Percentage (20 Made)

1. .680 -- Illinois (1/20/19)
2. .643 -- Maryland (2/8/15)
3. .630 -- Indiana (1/29/12)
4. .627 -- Michigan (2/5/15)
5. .623 -- Abilene Christian (11/17/13)
6. .617 -- Arkansas-Pine Bluff (12/22/13)

3-Point Field Goals Made

1. 19 -- Savannah State (12/22/18) *
2. 18 -- Savannah State (11/13/16)
3. 17 -- North Carolina (12/8/20)
4. 16 -- Nebraska (3/4/21)
- 16 -- Maryland (2/25/17)
- 16 -- TCU (3/19/17)
7. **15 -- Longwood (11/9/21)**
- 15 -- Illinois (1/20/19)

3-Point Field Goals Attempted

1. 43 -- Nebraska (3/4/21)
- 43 -- Savannah State (11/13/16) *
3. 42 -- Savannah State (12/22/18)
- 40 -- North Carolina (12/8/20)
5. 36 -- Iowa State (12/7/17)
6. 35 -- Notre Dame (11/29/16)

3-Point FG Percentage (10 Made)

1. .714 (15-21) Illinois (1/20/19)
2. .632 (12-19) Wisconsin (2/18/21)
3. .619 (13-21) Northern Illinois (11/17/11)
4. .615 (16-26) Maryland (2/25/17)
5. .611 (11-18) Rutgers (1/31/17)

Free Throws Made

1. 39 -- Indiana (2/21/17)
2. 38 -- Omaha (11/10/13)
3. **35 -- NC Central (11/16/21)**
- 34 -- Green Bay (11/11/18)
- 34 -- Illinois (2/28/18)
6. 33 -- Illinois (1/11/18)

Free Throws Attempted

1. 49 -- Omaha (11/10/13)
2. 47 -- Indiana (2/21/17)
3. 45 -- Green Bay (11/11/18)
4. 43 -- UM Eastern Shore (11/14/13)
- 43 -- Michigan State (1/28/14)
6. **41 -- NC Central (11/16/21)**
- 41 -- Illinois (2/28/18)

Free Throw Percentage (10 Made)

1. 1.000 (15-15) Illinois (3/8/20)
- 1.000 (15-15) Virginia (3/27/13)
3. 1.000 (13-13) Purdue (12/28/16)
4. .929 (26-28) North Florida (12/22/14)
5. .926 (25-27) Penn State (2/28/15)
6. .923 (12-13) Iowa State (12/12/14)
7. .917 (11-12) Michigan St (3/15/13)

Most Rebounds

1. 57 -- Western Illinois (12/3/20)
- 57 -- Md. Eastern Shore (11/14/13)
3. 56 -- UNC Wilmington (11/8/13)
- 56 -- Brown (12/3/11)
- 56 -- SC State (12/19/12)
6. 55 -- Minnesota (12/25/20)

Most Assists

1. 34 -- Northern Illinois (12/29/17)
2. 33 -- Savannah State (11/13/16)
3. 32 -- Central Arkansas (12/19/11)
4. 31 -- Coppin State (11/15/15)
5. 30 -- Savannah State (12/22/18)

Most Steals

1. 19 -- SIU Edwardsville (11/26/10)
2. 16 -- UMBC (12/6/14)
3. 15 -- Rutgers (1/31/17)
4. 14 -- Kennesaw State (12/29/19)
- 14 -- Maryland (1/19/17)
- 14 -- Marquette (11/19/15)
- 14 -- Penn (11/22/13)
- 14 -- Idaho St (12/4/10)
- 14 -- Chicago St (11/11/11)
9. 13 -- Rutgers (2/19/15)
- 13 -- IPFW (11/26/11)
- 13 -- UT-Pan American (11/9/12)

Most Blocked Shots

1. 14 -- Drake (12/19/15) *
2. 13 -- Illinois (3/5/13)
3. 12 -- UNC Wilmington (11/8/13)
- 12 -- Northern Illinois (11/26/14)
5. 11 -- Michigan State (12/29/15)
6. 10 -- Penn State (2/15/14)
- 10 -- UT-Pan American (11/9/12)

Fewest Turnovers

1. 3 -- Temple (3/18/16)
- 3 -- Drake (12/19/15)
3. 4 -- Michigan (1/17/16)
- 4 -- Northwestern (2/15/15)
5. 5 -- Ohio State (2/28/21)
- 5 -- Michigan State (2/13/21)
- 5 -- Michigan State (2/2/21)
- 5 -- Stetson (12/5/16)
- 5 -- Davidson (3/20/15)
- 5 -- Abilene Christian (11/17/13)
- 5 -- Drake (12/7/13)
- 5 -- UTEP (11/29/13)
- 5 -- Purdue (3/2/14)
- 5 -- Boise St (12/22/11)

* -- denotes school record

INDIVIDUAL

Most Points:

1. 44 -- Luka Garza at Michigan (12/6/19)
2. 42 -- Peter Jok vs. Memphis (11/26/16)
3. 41 -- Luka Garza vs. Southern (11/27/20)
4. 38 -- Luka Garza at Indiana (2/13/20)
5. 36 -- Luka Garza vs. Oregon (3/22/21)
6. 35 -- Luka Garza vs. Western Illinois (12/3/20)
- 35 -- Peter Jok vs. Indiana (2/21/17)

Field Goals Made

1. 17 -- Luka Garza at Michigan (12/6/19)
2. 14 -- Luka Garza vs. Oregon (3/22/21)
- 14 -- Luka Garza vs. Southern (11/27/20)
- 14 -- Luka Garza at Indiana (2/13/20)
5. 13 -- Luka Garza vs. Minnesota (1/10/21)
- 13 -- Luka Garza vs. Iowa State (12/11/20)
- 13 -- Luka Garza vs. Western Illinois (12/3/20)
- 13 -- Luka Garza vs. Penn State (1/4/20)

Field Goals Attempted

1. 32 -- Luka Garza at Michigan (12/6/19)
2. 28 -- Luka Garza vs. Penn State (2/29/20)
3. 27 -- Luka Garza at Minnesota (12/25/20)
- 24 -- Devyn Marble vs. Wisconsin (1/5/14)
- 24 -- Peter Jok vs. Nebraska (1/5/17)

3-Point FG Made

1. 8 -- Jordan Bohannon vs. Nebraska (3/4/21)
- 8 -- Peter Jok vs. Memphis (11/26/16)
- 8 -- Jordan Bohannon vs. Maryland (2/25/17)
4. 7 -- Jordan Bohannon vs. N. Carolina (12/8/20)
- 7 -- Jordan Bohannon vs. N'western (2/25/18)
- 7 -- Jordan Bohannon vs. Notre Dame (11/29/16)
- 7 -- Jordan Bohannon vs. TCU (3/19/17)
- 7 -- Devyn Marble vs Oregon (3/18/12)
- 7 -- Matt Gatens vs Wisconsin (2/23/12)
- 7 -- Matt Gatens vs Indiana (2/19/12)

3-Point Field Goals Attempted

1. 16 -- Jordan Bohannon vs. N. Carolina (12/8/20)
2. 15 -- Jordan Bohannon at Notre Dame (12/3/16)
3. 14 -- Jordan Bohannon at Syracuse (12/3/19)
- 14 -- Jordan Bohannon vs. Savannah St. (12/22/18)
- 14 -- Jordan Bohannon vs. N'western (2/25/18)
6. 12 -- Jordan Bohannon vs. Nebraska (3/4/21)
- 12 -- Jordan Bohannon at Illinois (1/11/18)
- 12 -- Jordan Bohannon vs. Omaha (12/3/16)

Free Throws Made

1. 22 -- Peter Jok vs. Indiana (2/21/17) *
2. 14 -- Roy Devyn Marble vs. UNI (12/15/12)
- 14 -- Aaron White vs. Texas (11/20/14)
4. 13 -- Tyler Cook vs. UAB (11/22/17)
- 13 -- Aaron White vs. Wisconsin (1/19/13)

Most Rebounds:

1. **21 -- Keegan Murray vs. NC Central (11/16/21)**
2. 18 -- Luka Garza vs. Wisconsin (1/27/20)
- 18 -- Luka Garza at Nebraska (1/7/20)
- 18 -- Adam Woodbury vs. Wisconsin (2/24/16)
5. 17 -- Luka Garza at Minnesota (12/25/20)
- 17 -- Aaron White vs. Iowa State (12/13/13)

Most Assists

1. 13 -- Jordan Bohannon vs. TCU (3/19/17)
2. 12 -- Mike Gesell vs. Minnesota (2/14/16)
- 12 -- Mike Gesell vs. Coppin State (11/15/15)
4. 11 -- Jordan Bohannon vs. Wisconsin (1/23/18)
- 11 -- Jordan Bohannon vs. South Dakota (3/15/17)
- 11 -- Mike Gesell vs. Michigan (3/5/16)
- 11 -- Devyn Marble vs. Wisconsin (2/22/14)
- 11 -- Bryce Cartwright vs. Dayton (3/13/12)
9. 10 -- Connor McCaffery at Maryland (1/7/21)
- 10 -- Jordan Bohannon vs. Minnesota (12/9/19)
- 10 -- Jordan Bohannon vs. Minnesota (1/30/18)
- 10 -- Jordan Bohannon vs. Ohio State (1/4/18)
- 10 -- Jordan Bohannon vs. Indiana (3/9/17)
- 10 -- Mike Gesell vs. Nebraska (1/5/16)
- 10 -- Mike Gesell vs. Tenn. Tech (12/22/15)

Most Steals

1. 7 -- Eric May vs. SIUE (11/26/10)
2. 6 -- Joe Toussaint at Maryland (1/7/21)
- 6 -- Jordan Bohannon vs. Pitt (11/27/18)
- 6 -- Roy Devyn Marble vs. Penn (11/22/13)
- 6 -- Eric May at Wake Forest (11/30/10)
6. 5 -- Joe Toussaint vs. Kennesaw St (12/29/19)
- 5 -- Nicholas Baer vs. Drake (12/16/17)
- 5 -- Isaiah Moss vs. Indiana (3/9/17)
- 5 -- Jarryd Cole at Mich St (3/2/11)
- 5 -- Matt Gatens vs. Idaho St (12/4/10)
- 5 -- Aaron White vs. North Florida (12/22/14)
- 5 -- Mike Gesell at Penn State (2/28/15)

Most Blocks

1. 7 -- Melsahn Basabe vs. Iowa St (12/10/10)
- 7 -- Gabriel Olaseni vs. Illinois (3/5/13)
3. 6 -- Nicholas Baer at Nebraska (1/5/17)
- 6 -- Jarrod Uthoff vs. Minnesota (2/14/16)
- 6 -- Jarrod Uthoff vs. Michigan State (12/29/15)
- 6 -- Nicholas Baer vs. Drake (12/19/15)
- 6 -- Melsahn Basabe vs. Ohio St (1/4/11)



Game 1 - Iowa 106, Longwood 73

Official Box Score
Longwood vs Iowa
Game Totals -- Final Statistics
November 09, 2021 at Carver-Hawkeye Arena - Iowa City



Longwood 73

No.	Player	S	Pts	FG	3FG	FT	OR	DR	TR	PF	A	TO	Bk	Stl	Min	+/-
01	WILKINS, ISAIAH	G	19	7-13	4-6	1-2	2	6	8	2	1	3	0	0	27	-14
03	WADE, DESHAUN	G	5	1-7	1-4	2-2	1	3	4	2	1	1	0	1	25	-22
04	WATSON, ZAC	F	4	1-2	0-0	2-2	0	1	1	4	0	1	0	0	16	-20
11	HILL, JUSTIN	G	10	3-10	1-3	3-3	1	2	3	1	6	1	0	2	27	-30
35	GRANLUND, JESPER	F	0	0-5	0-4	0-0	1	1	2	3	0	2	0	0	16	-22
00	NIKERUJWE, LESLIE	F	17	8-9	0-0	1-2	3	1	4	2	0	1	0	0	20	-13
02	LITERAS, NATE	G	3	1-8	1-5	0-0	0	1	1	0	1	0	0	1	18	-15
05	DARDEN, JAYLANI	G	2	1-2	0-1	0-0	2	0	2	1	0	0	0	0	2	-1
12	PERKINS, JORDAN	G	5	2-8	1-2	0-0	0	2	2	6	1	0	0	0	24	-22
21	HICKS, TREY	F	2	1-2	0-0	0-1	1	0	1	1	1	0	0	0	2	-1
22	LACOUNT, GAKHARI	G	0	0-1	0-1	0-0	0	0	0	0	0	0	0	0	2	-1
23	HOUSTON, D'AVIAN	G	3	1-5	1-4	0-0	1	2	3	4	1	1	0	1	14	-2
24	O'CONNOR, CAMERON	G	0	0-1	0-1	0-0	0	0	0	0	0	0	0	0	2	-1
44	WILLIAMS, C.J.	G	3	0-1	0-1	3-4	2	1	3	0	1	0	0	0	2	-1
TEAM							3	1	4	0	0					
TOTALS			73	26-74	9-32	12-16	17	21	38	22	17	12	0	5	199	

Shooting By Period

Period	FG	FG%	3FG	3FG%	FT	FT%
1st Half	12-35	34%	4-15	27%	1-1	100%
2nd Half	14-39	36%	5-17	29%	11-15	73%
Game	26-74	35.1%	9-32	28.1%	12-16	75.0%

Deadball Rebounds: 2.0

Last FG: 2nd-00:06
Biggest Run: 7-0
Largest lead: By 0 at-
Technical Fouls: None.

Iowa 106

No.	Player	S	Pts	FG	3FG	FT	OR	DR	TR	PF	A	TO	Bk	Stl	Min	+/-
00	REBRACA, FILIP	F	2	1-3	0-0	0-0	0	5	5	1	1	1	0	0	16	29
02	TOUSSAINT, JOE	G	9	3-3	1-1	2-2	0	0	0	2	4	0	0	4	16	29
03	BOHANNON, JORDAN	G	18	6-8	6-8	0-0	0	0	0	1	1	0	0	1	17	37
15	MURRAY, KEEGAN	F	24	8-10	3-4	5-5	2	5	7	3	1	0	5	0	17	38
22	MCCAFFERY, PATRICK	F	11	3-6	0-3	5-6	0	4	4	0	4	2	0	0	22	29
04	ULIS, AHRON	G	6	3-4	0-0	0-0	2	2	4	3	5	1	0	0	20	1
11	PERKINS, TONY	G	6	1-7	0-2	4-4	1	4	5	3	2	2	1	0	19	8
13	ASH, AUSTIN	G	3	0-3	0-3	3-4	0	0	0	2	2	1	0	0	18	-8
20	SANDFORT, PAYTON	G	8	3-10	2-7	0-0	1	1	2	1	2	0	0	0	16	3
24	MURRAY, KRIS	F	16	7-9	2-4	0-1	2	5	7	2	1	1	2	1	17	0
25	LAKETA, LUC	G	0	0-0	0-0	0-0	0	0	0	0	0	0	0	0	2	1
30	MCCAFFERY, CONNOR	G	3	1-1	1-1	0-0	1	6	7	0	0	0	0	0	14	3
44	MULVEY, RILEY	C	0	0-1	0-0	0-0	0	1	1	2	1	0	0	0	10	-5
TEAM							1	0	1	0	0					
TOTALS			106	36-65	15-33	19-22	10	33	43	20	24	8	8	6	199	

Shooting By Period

Period	FG	FG%	3FG	3FG%	FT	FT%
1st Half	19-33	58%	8-16	50%	10-11	91%
2nd Half	17-32	53%	7-17	41%	9-11	82%
Game	36-65	55.4%	15-33	45.5%	19-22	86.4%

Deadball Rebounds: 1.0

Last FG: 2nd-01:30
Biggest Run: 14-0
Largest lead: By 39 at 2nd-16:04
Technical Fouls: None.

Game Notes:
Officials: Bill Szec, Tim Stewart, Kevin Raher
Attendance: 9259
Start Time: 10:08 PM ET
End Time: 12:01 AM ET
Game Duration: 1:55

Score	1st	2nd	TOT	Points	LWD	U-I
LWD	29	44	73	In the Paint	26	36
U-I	56	50	106	Off Turns	14	17
				2nd Chance	18	17
				Fast Break	2	22
				Bench	35	42
				Per Poss	0.961	1.493
					32/76	45/71

LWD led for 0:00, U-I led for 39:35.
Game was tied for 0:18.
Times tied: 0 Lead Changes: 0

Game 2 - Iowa 89, Kansas City 57

Official Box Score
Kansas City vs Iowa
Game Totals -- Final Statistics
November 12, 2021 at Carver-Hawkeye Arena - Iowa City



Kansas City 57

No.	Player	S	Pts	FG	3FG	FT	OR	DR	TR	PF	A	TO	Bk	Stl	Min	+/-
01	GILYARD II, EVAN	G	6	3-12	0-4	0-0	0	1	1	2	3	1	0	0	28	-26
04	JOHNSON, JACOB	G	6	3-4	0-1	0-0	1	1	2	3	1	0	0	1	22	-25
11	KOPP, ANDERSON	G	11	4-9	3-4	0-0	1	1	2	2	1	2	0	0	20	-24
20	ALLICK, JOSIAH	F	4	1-4	1-2	1-2	0	3	3	4	1	4	0	0	21	-11
33	NESBITT JR., MARVIN	G	6	2-6	0-2	2-2	0	8	8	3	0	4	0	0	26	-23
00	BARNES, TIMOTHY	G	6	3-5	0-1	0-0	0	2	2	1	1	1	0	1	10	-2
05	ALLEN, SHEMAIRI	G	2	1-1	0-0	0-0	0	2	2	5	2	2	0	0	17	-13
21	MARTIN, SAM	G	6	2-5	1-3	1-2	0	2	2	1	1	1	0	1	17	-9
34	CHAPMAN, JACK	F	5	2-6	1-2	0-0	1	2	3	0	1	0	2	0	23	-16
35	BOSER, CADEN	F	5	2-4	1-3	0-0	0	0	0	1	1	1	0	1	15	-11
TEAM							1	1	2	0	1					
TOTALS			57	23-56	7-22	4-6	4	23	27	22	12	17	2	4	198	

Shooting By Period

Period	FG	FG%	3FG	3FG%	FT	FT%
1st Half	8-25	32%	4-9	44%	3-4	75%
2nd Half	15-31	48%	3-13	23%	1-2	50%
Game	23-56	41.1%	7-22	31.8%	4-6	66.7%

Deadball Rebounds: 2.0

Last FG: 2nd-00:23
Biggest Run: 9-0
Largest lead: By 0 at-
Technical Fouls: None.

Iowa 89

No.	Player	S	Pts	FG	3FG	FT	OR	DR	TR	PF	A	TO	Bk	Stl	Min	+/-
00	REBRACA, FILIP	F	9	4-5	0-0	1-2	3	10	13	1	1	0	1	1	23	34
02	TOUSSAINT, JOE	G	4	2-4	0-1	0-0	0	1	1	0	6	2	0	2	20	24
03	BOHANNON, JORDAN	G	13	4-8	3-5	2-2	0	2	2	2	1	0	0	0	24	34
15	MURRAY, KEEGAN	F	25	9-15	1-3	6-6	0	4	4	2	1	2	1	3	23	20
22	MCCAFFERY, PATRICK	F	10	5-10	0-1	0-0	1	1	2	0	2	0	0	1	23	28
04	ULIS, AHRON	G	4	2-2	0-0	0-1	0	0	0	1	0	0	0	1	13	9
11	PERKINS, TONY	G	5	1-3	0-0	3-3	1	2	3	2	0	2	0	3	14	1
13	ASH, AUSTIN	G	5	1-2	0-1	3-4	0	0	0	1	1	2	0	0	5	-4
20	SANDFORT, PAYTON	G	6	2-5	0-3	2-2	0	0	0	0	1	0	0	0	13	14
23	OGUNDELE, JOSH	C	2	1-2	0-0	0-0	0	3	3	0	0	1	0	1	5	-4
24	MURRAY, KRIS	F	6	3-7	0-0	0-2	2	3	5	1	1	0	1	0	12	5
25	LAKETA, LUC	G	0	0-1	0-1	0-0	0	0	0	0	0	0	0	0	4	-6
30	MCCAFFERY, CONNOR	G	0	0-1	0-1	0-0	1	2	3	1	3	0	0	0	13	9
44	MULVEY, RILEY	C	0	0-0	0-0	0-0	0	1	1	1	0	0	1	0	5	-4
TEAM							2	0	2	0	0					
TOTALS			89	34-65	4-16	17-22	10	29	39	11	18	8	5	11	198	

Shooting By Period

Period	FG	FG%	3FG	3FG%	FT	FT%
1st Half	15-34	44%	2-7	29%	5-8	63%
2nd Half	19-31	61%	2-9	22%	12-14	86%
Game	34-65	52.3%	4-16	25.0%	17-22	77.3%

Deadball Rebounds: 3.0

Last FG: 2nd-01:28
Biggest Run: 15-0
Largest lead: By 39 at 2nd-06:22
Technical Fouls: None.

Game Notes:

Officials: Rob Kusenmeier, Mark Riggs, Bobby Daw
Attendance: 11133

Start Time: 08:01 PM ET
End Time: 09:49 PM ET
Game Duration: 1:47

Score	1st	2nd	TOT	Points	K-C	U-I
K-C	23	34	57	In the Paint	32	58
U-I	37	52	89	Off Turns	4	25
				2nd Chance	6	11
				Fast Break	4	26
				Bench	24	28
				Per Poss	0.814	1.238
					25/70	42/72

K-C led for 0:00, U-I led for 39:27.
Game was tied for 0:13.
Times tied: 0 Lead Changes: 0

Game 3 - Iowa 86, N.C. Central 69

Official Box Score
N.C. Central vs Iowa
Game Totals -- Final Statistics
November 16, 2021 at Carver-Hawkeye Arena - Iowa City



N.C. Central 69

No.	Player	S	Pts	FG	3FG	FT	OR	DR	TR	PF	A	TO	Bk	Stl	Min	+/-
00	CALDWELL, ALEX	G	3	1-3	1-2	0-0	0	1	1	4	0	2	0	0	9	-10
02	MONROE, KRIS	F	10	4-9	1-2	1-2	3	1	4	3	0	4	1	0	35	-11
11	MAULTSBY, MARQUE	G	12	5-11	2-3	0-0	0	8	8	4	3	0	0	1	31	-2
23	BUTLER, CAMERON	C	4	2-2	0-0	0-1	0	1	1	5	0	1	0	0	14	-12
44	MILLER JR., RANDY	G	15	7-14	1-4	0-0	0	3	3	3	1	2	1	1	32	-19
01	HARRIS, JADARIUS	G	0	0-1	0-1	0-0	0	0	0	2	0	0	0	0	4	4
03	PRICE, ASANTI	F	2	1-3	0-1	0-0	1	0	1	2	0	0	0	0	10	-15
04	KING, DONTAVIUS	F	4	2-3	0-0	0-0	0	2	2	5	1	0	1	1	17	4
05	WRIGHT, JUSTIN	G	2	0-0	0-0	2-2	0	0	0	0	0	0	0	0	2	1
21	BOONE, ERIC	G	9	2-9	0-2	5-6	1	4	5	0	5	1	0	1	32	-10
24	FENNELL, NICOLAS	G	8	4-4	0-0	0-1	2	3	5	2	1	5	0	1	15	-15
	TEAM						1	0	1	0	0					
TOTALS			69	28-59	5-15	8-12	8	23	31	30	11	15	3	5	200	



2021-22 Iowa Men's Basketball Combined Team Statistics All games

Page 1/1
as of Nov 17, 2021

Game Records

Record	Overall	Home	Away	Neutral
ALL GAMES	3-0	3-0	0-0	0-0
CONFERENCE	0-0	0-0	0-0	0-0
NON-CONFERENCE	3-0	3-0	0-0	0-0

Score by Periods

Team	1st	2nd	OT	TOT
Iowa	142	139	0	281
Opponents	96	103	0	199

Team Box Score

No.	Player				Total		3-Point		F-Throw		Rebounds													
		GP-GS	MIN	AVG	FG-FGA	FG%	3FG-3FGA	3FG%	FT-FTA	FT%	OFF	DEF	TOT	AVG	PF	DQ	A	TO	BLK	STL	PTS	AVG		
15	MURRAY, Keegan	3-3	77:39	25.9	26-44	.591	4-11	.364	20-21	.952	11	21	32	10.7	7	0	4	4	10	3	76	25.3		
3	BOHANNON, Jordan	3-3	65:55	22.0	11-26	.423	10-22	.455	6-6	1.000	0	4	4	1.3	3	0	3	0	0	1	38	12.7		
22	MCCAFFERY, Patrick	3-3	67:30	22.5	12-27	.444	1-8	.125	11-12	.917	2	5	7	2.3	0	0	7	4	0	1	36	12.0		
24	MURRAY, Kris	2-0	29:52	14.9	10-16	.625	2-4	.500	0-3	.000	4	8	12	6.0	3	0	2	1	3	1	22	11.0		
11	PERKINS, Tony	3-0	52:56	17.6	6-17	.353	2-4	.500	10-11	.909	3	7	10	3.3	6	0	3	4	1	6	24	8.0		
4	ULIS, Ahron	3-0	54:05	18.0	7-11	.636	1-1	1.000	7-9	.778	2	5	7	2.3	4	0	10	3	0	2	22	7.3		
0	REBRACA, Filip	3-3	62:44	20.9	7-10	.700	0-0	.000	5-9	.556	7	17	24	8.0	6	0	2	2	1	1	19	6.3		
2	TOUSSAINT, Joe	3-3	55:01	18.3	6-12	.500	1-3	.333	2-2	1.000	1	2	3	1.0	3	0	12	2	0	6	15	5.0		
20	SANDFORT, Payton	3-0	37:34	12.5	5-16	.313	2-11	.182	2-2	1.000	1	2	3	1.0	1	0	4	0	0	0	14	4.7		
13	ASH, Austin	3-0	19:26	6.5	1-5	.200	0-4	.000	6-8	.750	0	0	0	0.0	3	0	3	3	0	0	8	2.7		
30	MCCAFFERY, Connor	3-0	48:06	16.0	1-3	.333	1-3	.333	2-2	1.000	2	9	11	3.7	4	0	6	1	0	1	5	1.7		
23	OGUNDELE, Josh	2-0	06:19	3.2	1-2	.500	0-0	.000	0-0	.000	0	4	4	2.0	2	0	0	0	1	0	2	1.0		
25	LAKETA, Luc	2-0	07:18	3.7	0-1	.000	0-1	.000	0-0	.000	0	0	0	0.0	0	0	0	0	0	0	0	0.0		
44	MULVEY, Riley	2-0	15:35	7.8	0-1	.000	0-0	.000	0-0	.000	0	2	2	1.0	3	0	1	0	1	0	0	0.0		
Team											5	2	7											
Total		3	600		93-191	.487	24-72	.333	71-85	.835	38	88	126	42.0	45	0	57	24	17	22	281	93.7		
Opponents		3	600		77-189	.407	21-69	.304	24-34	.706	29	67	96	32.0	74	3	40	44	5	14	199	66.3		

Team Statistics

	IOWA	OPP
Scoring	281	199
Points per game	93.7	66.3
Scoring margin	+27.3	-
Field goals-att	93-191	77-189
Field goal pct	.487	.407
3 point fg-att	24-72	21-69
3-point FG pct	.333	.304
3-pt FG made per game	8.0	7.0
Free throws-att	71-85	24-34
Free throw pct	.835	.706
F-Throws made per game	23.7	8.0
Rebounds	126	96
Rebounds per game	42.0	32.0
Rebounding margin	+10.0	-
Assists	57	40
Assists per game	19.0	13.3
Turnovers	24	44
Turnovers per game	8.0	14.7
Turnover margin	+6.7	-
Assist/turnover ratio	2.4	0.9
Steals	22	14
Steals per game	7.3	4.7
Blocks	17	5
Blocks per game	5.7	1.7
Winning streak	3	-
Home win streak	3	-
Attendance	29524	0
Home games-Avg/Game	3-9841	0-0
Neutral site-Avg/Game	-	0-0

Team Results

Date	Opponent		Score	Att.
11/09/2021	Longwood	W	106-73	9259
11/12/2021	Kansas City	W	89-57	11133
11/16/2021	N.C. Central	W	86-69	9132