



ALABAMA STATE FOOTBALL

1991 HBCU NATIONAL CHAMPIONS | 1991, 2004 SWAC CHAMPIONS

GAME

6

at

JACKSON STATE
OCTOBER 16, 2021



Mississippi Veterans
Memorial Stadium

(Homecoming 2021)

2:05 p.m.
ESPN+
Hornet Sports Network

SERIES HISTORY

Overall	16-28-1
Current Streak	Alabama State, W2
First Meeting	Jackson St. def. Alabama St., 56-5 (1965)
Last Meeting	Alabama St. def. Jackson St., 35-28 (2021)

TELEVISION: ESPN+

Play-by Play	Santoria Black
Analyst	Ken Moore

RADIO: HORNET SPORTS NETWORK

Play-by Play	D'Quan Lee
Analyst	Darrell Dapprich
Flagship Station	WVAS-90.7 FM

SOCIAL MEDIA: #STATEofMind

Twitter	@BamaStateFB
Facebook	BamaStateSports
Instagram	@BamaStateSports

CELEBRATION: 120 YEARS of FOOTBALL

The Alabama State University Department of Intercollegiate Athletics announced that five teams will be honored throughout the course of the 2021 season as the Hornets celebrate 120 years of football this fall.

Alabama State will honor five championship teams throughout its history beginning with the Bethune-Cookman contest. The Hornets will honor division champions from 2001, 2003, and 2010, while also honoring the 2004 SWAC championship team.



Alabama State will also honor the 30th anniversary of one of the greatest teams of all-time (from ESPN) in the 1991 HBCU National Championship team that finished 11-0-1 and won the Alamo Heritage Bowl.

ALABAMA STATE

Record	3-2 Overall 2-1 SWAC
Rankings	FCS: NR AFCA: NR BOXTOROW: 8
Last Game	def. UAPB, 35-15 (10/9/2021)
Streak	W1
Head Coach	Donald Hill-Eley
Career Record	79-96 (17th season)
Record at Alabama State	20-19 (5th season)
Record vs. Jackson State	1-1

JACKSON STATE

Record	4-1 Overall 2-0 SWAC
Rankings	FCS: RV AFCA: 25 BOXTOROW: 1
Last Game	def. Alabama A&M, 61-15 (10/9/2021)
Streak	W2
Head Coach	Deion Sanders
Career Record	8-4 (2nd season)
Record at UAPB	8-4 (2nd season)
Record vs. Alabama State	0-1

TALE OF THE TAPE

ALABAMA STATE

17.4
28.4
89.8
197.0
286.8
326.6

Points/Game

Points Allowed/Game

Rush Yards/Game

Pass Yards/Game

Total Offense/Game

Total Defense/Game

(fall 2021)

JACKSON STATE

27.4

13.2

90.2

268.4

358.6


257.2

SATURDAY STORYLINES




HITTING THE ROAD TO FACE A RANKED OPPONENT FOR SECOND TIME IN '21

Alabama State hits the road for the second this season to face a ranked opponent, and the first at the FCS level when they hit the field against No. 25 Jackson State. They face Auburn earlier this season.



CRAWLEY COMES UP BIG IN DEBUT

Alabama State freshman Myles Crawley came up big in his first collegiate start against UAPB last weekend. The freshman completed 20-of-28 passes for 292 yards and four touchdowns in leading the Hornets to a 35-15 victory over the defending SWAC West Division champions.



DEFENSE SHOWS UP AGAIN

The Alabama State defense rose to the occasion on homecoming against UAPB on Saturday as they held the defending SWAC West Division champs to three points through three quarters. The Golden Lions scored a pair of late touchdowns for the final margin.

2021 SCHEDULE



Miles
Sept 4 | 5 pm
W, 14-13



Auburn
Sept 11 | 11 am
L, 0-62



B-CU
Sept 25 | 5 pm
W, 38-24



Florida A&M
Oct 2 | 5 pm
L, 0-28



UAPB
Oct 9 | 2 pm
W, 35-15



Jackson State
Oct 16 | 2 pm
ESPN+



Alabama A&M
Oct 30 | 2:30 pm
ESPN3



PVAMU
Nov 6 | 2 pm



MVSU
Nov 13 | 2 pm



Texas Southern
Nov 20 | 2 pm
ESPN+



Tuskegee
Nov 25 | 2 pm
ESPN+



LAST TIME OUT AGAINST JACKSON STATE
March 20, 2021

MONTGOMERY, Ala. | The last time Jackson State and Alabama State met with the Tigers nationally-ranked, the Hornets were able to pull the upset in 2011. Ten years later, Jackson State came into the contest riding the same type of momentum but left with the same result as Alabama State upended No. 21/24 Jackson State 35-28 at ASU Stadium Saturday.

The loss was the first for Jackson State (3-1, 2-1 SWAC) and it came in front of a nationally-televised audience on ESPN2.

The game wasn't decided until the final minutes after a Jackson State touchdown and subsequent extra point tied the contest at 28-all with just 1:42 to play. However, an unsportsmanlike penalty against Jalon Jones after the score moved the kickoff back to the 20-yard line and Alabama State responded with a big kickoff return by Ezra Gray to set the Hornets up at the 50.

It didn't take long for Alabama State (2-1, 2-1 SWAC) to get on the board as Gray took the hand off from Ryan Nettles and made one move, dancing his way to the end zone with 1:29 to play and putting Alabama State up 35-28. The game ended on a pick from cornerback Jeffrey Scott at the Alabama State 36 yard line right in front of the Tigers' bench as he stole the ball away from the receiver leading to the victory formation from the Hornets.

Gray finished the night with 195 yards on the ground on 23 carries for Alabama State, who finished the night with 466 total yards of offense against a Jackson State team coming in giving up just 265 yards per game on defense. Ryan Nettles finished the night 27-for-42 through the air for 257 yards including connecting with eight different receivers.

Michael Jefferson ended the night with eight receptions for 76 yards, while Terrance Ellis finished with a career-high five receptions and Jeremiah Hixon four for 63 yards. Irshaad Davis led the Hornets defensively with nine tackles, including eight solo stops.

Jackson State jumped on top in the contest on a 31-yard field goal off the foot of Glenn Misiak with 10:01 remaining in the opening half, before Hixon hauled in a 35-yard touchdown with 6:57 remaining in the half to put Alabama State up 7-3. After another Jackson State field goal, Alabama State went up 14-6 with an eight-yard touchdown pass from Nettles to Jahod Booker with just 34 seconds remaining in the first half.

Jackson State scored 15 unanswered points in the third quarter before Alabama State erupted for 21 fourth quarter including the game-winner as the sun began to set in Montgomery.

LAST TIME AGAINST A RANKED OPPONENT

Saturday's game with Jackson State will be the second time Alabama State has taken the field against a ranked opponent this season. The Hornets faced Auburn on the road with the Tigers ranked nationally (No. 22) in the FBS polls, while Jackson State appears at No. 25 in this week's AFCA poll.

LAST TIME AGAINST TWO RANKED OPPONENTS IN THE SAME SEASON

The last time Alabama State played two ranked teams in the same season came during the 2018 season when they faced two teams ranked in the top 10 in their respective divisions. The Hornets lost to No. 7 Auburn (FBS) and No. 8 Kennesaw State (FCS) in back-to-back weeks.

LAST TIME AGAINST A RANKED SWAC OPPONENT

The last time Alabama State played against a ranked SWAC school came during the spring season against Jackson State.

MYLES CRAWLEY HAS A NIGHT IN HIS FIRST START

Alabama State freshman **Myles Crawley** put up fabulous numbers in his first start under center in his career at Alabama State. The freshman finished the night 20-for-28 for 292 yards and four touchdowns. He connected with eight different receivers on the night.

HIXON RECORDS A PAIR OF 100 YARD GAMES THIS SEASON

Alabama State redshirt sophomore receiver **Jeremiah Hixon** has recorded a pair of 100-yard games this season. The Monroe native recorded those numbers in conference games at home against Bethune-Cookman and UAPB.

RECORD NUMBER OF GRADUATES ACROSS THE COUNTRY THIS YEAR

The National Football Foundation (NFF) & College Hall of Fame today released a list of 3,284 student-athletes who have already earned their undergraduate degrees and will be playing college football this fall while pursuing second diplomas. This season marks the fourth year the NFF has compiled the list of graduated players.

Alabama State has the following who have received their degrees prior to the season starting: **Austin Brundidge, Christian Clark, Ezra Gray, Joshua Long, Kimar Martin, Jacques Payton, Cameron Rampersaud, Tevin Sharpe, Randall Smith, and KJ Stokes.**

BUSY YEAR ACADEMICALLY FOR GRAY

Alabama State senior running back **Ezra Gray** had a busy year academically for the Hornets as he was named a William V. Campbell Trophy finalist (Academic Heisman) and was named to the FCS Academic All-Star Team for the second consecutive year.

He was also the first student-athlete from Alabama State, in any sport, to be named a two-time CoSIDA Academic All-America.

Gray joined Alabama quarterback Mac Jones and Chisholm in the backfield announced by the organization and is the lone representative from the Southwestern Athletic Conference (SWAC) on the First Team and is one of five selections from the state of Alabama on the First Team.

He is one of 12 members on the First Team with a 4.00 GPA, and he becomes the first two-time CoSIDA Academic All-America® in school history.

The graduate student is a two-time FCS-ADA selection to the Academic All-Star Team, earning the distinction of being named the FCS-ADA co-Scholar Athlete of the Year in 2019-20, is a two-time CoSIDA Academic All-District selection, a finalist for the William V. Campbell Trophy (considered the Academic Heisman), two-time Magic City Classic Scholar Athlete of the Year, and was a finalist for the Doris Robinson Scholar Athlete of the Year Award this past spring.

On the field, he is a five-time All-SWAC selection as either a running back or return specialist and earned First Team honors as a running back this past spring after leading the conference in rushing. He was named a First Team BOXTOROW All-American this past season, and for his career has rushed for 1,808 yards – a number that places him in the top-10 all-time at Alabama State. He has also scored nine rushing touchdowns, recorded 47 receptions for 265 yards and a

STATISTICAL MATCHUP: ALABAMA STATE vs. JACKSON STATE

CATEGORY	ALST	NCAA	SWAC	JSU	NCAA	SWAC
Scoring Offense	174	99	10	27.4	47	2
Total Offense	286.8	105	10	355.6	72	6
Rushing Offense	89.8	104	9	87.2	109	11
Passing Offense	75	8	197.0	268.4	24	2
Passing Efficiency	118.18	87	8	156.82	9	1
Time of Possession	32:49	18	3	28:23	92	8
Scoring Defense	27.0	58	6	13.2	7	2
Total Defense	326.0	26	4	257.2	7	3
Rushing Defense	165.4	77	7	85.4	9	2
Passing Defense	160.6	9	3	171.8	15	4
Passing Efficiency Defense	115.27	21	4	101.94	7	3
QB Sacks Per Game	2.40	40	6	5.40	1	1
Tackles for Loss	7.2	24	6	11.0	1	1
Net Punting	32.59	103	8	32.92	100	7
Punt Returns	12.71	15	3	19.93	4	1
Kickoff Returns	19.57	61	6	18.87	71	7
Turnover Margin	-0.20	7	5	-0.20	75	5

touchdown, while also averaging 22.9 yards per kick return during his career.

THREE NAMED TO BLACK FOOTBALL HALL OF FAME PLAYER OF THE YEAR WATCH LIST

The Black College Football Hall of Dame (BCFHOF) announced the 2021 Watch List for the Black College Player of the Year presented annually to the most outstanding football player from a Historically Black College & University.

Four finalists will be unveiled on November 30, 2021, with the winner of the Black College Football Player of the Year Award being announced during halftime of the Inaugural HBCU Legacy Bowl. The winner will receive the Deacon Jones Trophy during the game to be played February 19, 2022, in New Orleans on the NFL Network.

Alabama State had three players named to the Watch List including senior running back **Ezra Gray**, sophomore defensive back **Irshaad Davis**, and senior defensive lineman **Christian Clark**.

Gray led the team, and conference, in rushing during the spring season with 436 yards on 84 carries in five games. He averaged 5.2 yards per carry and scored three touchdowns, and he rushed for a career-high 195 yards against Jackson State and added another 100-yard game against Alabama A&M. The senior finished 15th nationally in all-purpose yards and 35th in the nation in rushing yards, while he also finished 19th in rushing yards per game on the season. He also earned the nod for return specialist on the Second Team after he returned 10 kicks and averaged 18.50 yards per return. He finished 48th in the nation in combined kick returns and also 48th in kickoff returns.

Davis led Alabama State in tackles with 41 on the season including 31 solo stops. He recorded a pair of tackles for loss and 0.5 sacks on the season, while he also finished with one interception, three pass breakups and a quarterback hurry from his safety position. Davis finished fourth in the conference in tackles and 20th in passes defended on the season, while he also finished 14th in the nation in solo tackles and 58th in total tackles.

Meanwhile, Clark finished with 15 tackles including nine solo stops. Clark recorded 2.5 tackles for loss and one pass breakup, while he also had one forced fumble and was part of a defense that held opponents to just over 800 yards rushing in five games from his nose guard position.

DAVIS NAMED TO THE PRESEASON STARTING LINEUP BY THE COLLEGE FOOTBALL AMERICA YEARBOOK

Alabama State sophomore defensive back Irshaad Davis was named to the 2021 Football Championship Subdivision (FCS) Preseason Starting Lineup announced by the College Football America Yearbook publication.

Davis led the Hornets with 41 tackles on the season including 31 individual stops. He recorded a pair of tackles for loss and

0.5 sacks in the spring, while also recording an interception along with three pass breakups and a quarterback hurry from his safety spot. Davis finished in the top five in the Southwestern Athletic Conference (SWAC) in tackles and 20th in passes defended, while also being 14th in the country in solo tackles prior to the FCS playoffs.

The sophomore was one of three players selected from an HBCU including conference opponent Jordan Lewis (Southern) on the First Team defense and Dacquari Wilson (North Carolina A&T) on the First Team offense.

SIX NAMED PRESEASON ALL-AMERICAN BY BOXTOROW

Alabama State led the way with six selections to the BOXTOROW preseason HBCU college football All-American team, leading a contingent of 30 players selected prior to the start of the 2021 season.

Ezra Gray led the selections after earning First Team All-SWAC honors and leading the team, and the conference, in rushing during the spring season with 436 yards on 84 carries in five games. He averaged 5.2 yards per carry and scored three touchdowns, and he rushed for a career-high 195 yards against Jackson State and added another 100-yard game against Alabama A&M. The senior finished 15th nationally in all-purpose yards and 35th in the nation in rushing yards, while he also finished 19th in rushing yards per game on the season.

He was joined on the offense by tight end Terrance Ellis who started all five games at tight end and recorded a career-high 12 receptions for 77 yards, averaging 6.42 yards per reception. Redshirt freshman Travon Taylor also earned offensive honors after playing in all five games last season and helping the team rush for 905 yards and pass for 1,011.

The three were joined by three defensive players led by defensive linemen Christian Clark who finished with 15 tackles including nine solo stops. Clark recorded 2.5 tackles for loss and one pass breakup, while he also had one forced fumble and was part of a defense that held opponents to just over 800 yards rushing in five games from his nose guard position.

He was joined on the defensive side of the ball by a pair of defensive backs including Irshaad Davis who led Alabama State in tackles with 41 on the season including 31 solo stops. He recorded a pair of tackles for loss and 0.5 sacks on the season, while he also finished with one interception, three pass breakups and a quarterback hurry from his safety position. Davis finished fourth in the conference in tackles and 20th in passes defended on the season, while he also finished 14th in the nation in solo tackles and 58th in total tackles. Naytron Culpepper who finished the year with 15 tackles, including nine solo stops, joins Davis as a preseason pick in defensive backfield. He also finished the year with a pair of tackles for loss from his cornerback position and finished the year with four pass breakups. Culpepper also finished 19th in the conference in pass breakups this spring. The Hornets led the way with six selections, while UAPB had four. A host of schools including Alabama A&M, Tennessee State, Southern, Bowie State, and Jackson State each had three selections.



ALL-TIME SERIES WITH JACKSON STATE

ALL-TIME RECORD: 16-28-1

Year	W/L	TT	OPP
2021 (spring)	W	35	28
2019	W	31	16
2018	L	2	20
2017	W	13	3
2016	W	14	7
2015	W	17	12
2014	W	26	10
2013	L	20	23
2012	L	34	37
2011	W	21	14
2010	W	32	20
2009	L	7	19
2008	L	0	20
2007	L	20	32
2006	L	13	19
2005	W	44	23
2004	W	28	6
2003	W	27	20
2002	W	24	20
2001	W	61	58
2000	W	35	24
1999	L	17	44
1998	L	35	41
1997	L	11	38
1996	L	0	40
1995	L	22	24
1994	L	6	24
1993	L	15	17
1992	L	7	21
1991	W	28	27
1990	W	42	28
1989	L	14	35
1988	L	7	21
1987	L	17	41
1986	L	20	26
1985	L	14	23
1984	L	7	23
1983	L	0	21
1982	L	7	21
1981	T	14	14
1980	L	13	16
1979	L	7	14
1978	L	6	20
1977	L	6	17
1976	L	7	25
1966	L	13	56
1965	L	5	56

Longest Win Streak: 6 Games (2000-2005)
Longest Losing Streak: 8 Games (1982-1989, 1992-1999)

SWAC STANDINGS

EAST	CONF	PCT	OVER	PCT
Jackson State	2-0	1.000	4-1	.800
Alabama State	2-1	.667	3-2	.600
Florida A&M	1-1	.500	3-2	.600
Mississippi Valley State	1-1	.500	2-3	.400
Alabama A&M	1-2	.333	3-2	.600
Bethune-Cookman	0-3	.000	0-6	.000

WEST	CONF	PCT	OVER	PCT
Prairie View A&M	3-0	1.000	4-1	.800
Alcorn State	2-0	1.000	3-2	.600
Southern	1-1	.500	2-3	.400
Texas Southern	1-1	.500	1-3	.250
Grambling State	1-2	.333	2-4	.333
UAPB	0-3	.000	1-4	.200

SWAC SCHEDULE

SATURDAY, OCTOBER 16	
Florida A&M at Alabama A&M	1 p.m.
Alabama State at Jackson State	2 p.m.
Texas Southern at Grambling State	2 p.m.
Southern at UAPB	2 p.m.
Alcorn State at Mississippi Valley State	3 p.m.
Prairie View A&M at Bethune-Cookman	3 p.m.

SATURDAY, OCTOBER 23	
UAPB at Arkansas	TBA
Bethune-Cookman at Jackson State	1 p.m.
Florida A&M at Mississippi Valley State	3 p.m.
Prairie View A&M at Southern	6 p.m.
Alcorn State at Texas Southern	7 p.m.

SATURDAY, OCTOBER 30	
UAPB at Texas Southern	2 p.m.
Alabama A&M at Alabama State	2:30 p.m.
Jackson State at Mississippi Valley State	3 p.m.
Grambling State at Florida A&M	3 p.m.
Alcorn State at Southern	6 p.m.

SATURDAY, NOVEMBER 6	
Alcorn State at Bethune-Cookman	11 a.m.
Mississippi Valley State at Alabama A&M	1 p.m.
Texas Southern at Jackson State	1 p.m.
Grambling State at UAPB	2 p.m.
Alabama State at Prairie View A&M	2 p.m.
Florida A&M at Southern	6 p.m.

SATURDAY, NOVEMBER 13	
Alabama State at Mississippi Valley State	1 p.m.
Alabama A&M at Texas Southern	2 p.m.
Prairie View A&M at Alcorn State	2 p.m.
Bethune-Cookman at Grambling State	2 p.m.
Florida A&M at UAPB	2 p.m.
Jackson State at Southern	6 p.m.

SATURDAY, NOVEMBER 20	
Florida A&M at Bethune-Cookman	TBA
Prairie View A&M at Texas A&M	TBA
Alcorn State at Jackson State	1 p.m.
UAPB at Alabama A&M	1 p.m.
Texas Southern at Alabama State	2 p.m.

THURSDAY, NOVEMBER 25	
Tuskegee at Alabama State	2 p.m.

SATURDAY, NOVEMBER 27	
Mississippi Valley State at Prairie View A&M	2 p.m.
Southern at Grambling State	4 p.m.

BOXTOROW has administered the All-America team since 2007 and the voters are comprised of media members from around the nation that cover HBCU football.

FUTURE MEAC/SWAC MATCHUPS UNVEIELED

The 2021 SWAC/MEAC Challenge, Executive Director of the Cricket Celebration Bowl, and Cricket SWAC/MEAC Challenge Kickoff John T. Grant announced the future matchups of the annual HBCU football season opener.

Following the game this season, Alabama State and Howard will kick off the 2022 season in Atlanta, while in 2023 Jackson State and South Carolina State will meet. The final game announced was in 2024 featuring Florida A&M and Norfolk State.

Even though a matchup has not been announced for 2025, Grant said that Southern has committed to play in the 2025 SWAC/MEAC Challenge.

AUBREY GRACE NAMED TO THE PUNTER OF THE YEAR WATCH LIST

Alabama State freshman punter **Aubrey Grace** was named to the FCS Punter of the Year Watch List, announced by the Augusta Sports Council.

The award honors the nation's top collegiate punter in the FCS, and Grace becomes the second Hornet to be named to the Watch List – joining Anthony Craven in 2019. The 20 candidates on the list incorporate a broad spectrum of Football Championship Series (FCS) punters. The 2021 watch list was compiled based on the 2020 FCS Punter of the Year watch list, the 2020 All-Conference teams, the 2020 All-American Teams, and the 2021 preseason All-Conference teams.

Grace, a First All-SWAC preseason selection and a Spring 2021 BOXTOROW All-American, finished the year with 28 punts for 1,150 total yards. He averaged 41.7 yards per punt and booted a long of 57. He forced three fair catches and had seven land inside the 20, while he finished the year with nine punts of 50 yards or more. The freshman finished second in the conference in punting average and first in punts of 50 yards or more, and he finished 20th in the nation in punting.

He joins a list that includes Andrew Foster (Morehead State), Austin Dunlap (Southeastern Louisiana), Ben Niesner (Valparaiso), Brady Schutt (South Dakota), Chris Faddoul (Florida A&M), D.J. Amson (Northern Arizona), Daniel Whelan (UC Davis), Harry O'Kelly (James Madison), Joe Gurley (North Alabama), Jon Sot (Harvard), JT Bohlken (Illinois State), Kaleb Mosley (Tennessee State), Matthew Campbell (The Citadel), Matt McRobert (Sam Houston), Nathan Fondacaro (Villanova), Noah Gettman (Sacred Heart), Patrick Haughney (Holy Cross), Ryan Richter (Norfolk State), and Zach Haynes (Southeast Missouri). The FCS Punter of the Year Award winner will be voted on by the FCS Punter of the Year Award/Ray Guy Award Committee and will be announced after regular season play commences (subject to change based on current on COVID-19 updates and decision making by the NCAA and other organizing bodies).

ALABAMA STATE TO HONOR FIVE TEAMS DURING THE 120-YEAR ANNIVERSARY OF THE PROGRAM

The Alabama State University Department of Intercollegiate Athletics announced that five teams will be honored throughout the course of the 2021 season as the Hornets celebrate 120 years of football this fall.

Alabama State and Miles will kick off the season on Saturday, September 4 in the Labor Day Classic at ASU Stadium, with the Hornets honoring the 2004 Southwestern Athletic Conference (SWAC) championship team that finished 10-2 and defeated Southern 40-35 in the championship game. That year, Alabama State reeled off five consecutive conference wins to secure a berth in the championship game behind the late Tarvaris Jackson at quarterback.

The Hornets return home on September 25, facing Bethune-Cookman in the conference opener with kick set for 5 pm on Greek Unity Day. Alabama State will honor the 2001 SWAC Division champions that played in the championship game. That season, Alabama State finished 8-4 including winning eight consecutive games after dropping the first two of the season.

Alabama State and UAPB meet for homecoming at ASU Stadium on October 9, with kick set for 2 pm. The Hornets will celebrate the 30th anniversary of the 1991 SWAC and HBCU National Champions led by the late Houston Markham. The team finished 11-0-1 that season including a 36-13 victory over North Carolina A&T in the Alamo Heritage Bowl to cap off the unbeaten season.

The Hornets kick off November with Texas Southern on Military Appreciation Day (November 20) with kick set for 2 pm. They will honor the 2003 SWAC Division champions during the contest, a team that made the championship game before falling to Southern. The Hornets finished 8-5 that season including a streak of three consecutive wins to end the season capped off with victory in the Turkey Day Classic.

Alabama State will close out the regular season with the Turkey Day Classic against Tuskegee on November 25, honoring the 2010 SWAC Division champions. That season, Alabama State finished 7-5 including a steak of four consecutive wins.

ESPN FAMILY OF NETWORKS

The Southwestern Athletic Conference (SWAC) has announced additions to the 2021 football television schedule, including a pair of home games featuring Alabama State.

The 2021 slate, which includes a record number of league games slated to be available on ESPN's linear and digital platforms, no features five additional games that have been slated to be carried live on ESPN+.

Alabama State will be featured on ESPN+ twice in five days as the platform has picked up the Texas Southern game on November 20 and the Turkey Day Classic against Tuskegee on November 25. Both games will kick at 2 pm.

Those games join games already airing for the Hornets on the ESPN Family of Networks including on the road against Auburn (September 11) on the SEC Network. The Hornets can also be seen on ESPN+ at home against Bethune-Cookman (September 25), on the road against Jackson State (October 16) on ESPN+, and the Magic City Classic in Birmingham against Alabama A&M (October 30) on ESPN3 and tape-delayed on ESPNU.

The two additional games give Alabama State six games on the ESPN Family of Networks this fall.

Alabama State opens the 2021 season next weekend at ASU Stadium against Miles, with kick set for 5 pm.

ALABAMA STATE HAS EIGHT SELECTIONS FOR PRESEASON ALL-SWAC

The Southwestern Athletic Conference (SWAC) released the 2021 Preseason All-Conference teams at Media Days, and Alabama State is well-represented with eight slots on the two teams.

Ezra Gray was named First Team running back after he led the team, and conference, in rushing this season with 436 yards on 84 carries in five games. He averaged 5.2 yards per carry and scored three touchdowns, and he rushed for a career-high 195 yards against Jackson State and added another 100-yard game against Alabama A&M. The senior finished 15th nationally in all-purpose yards and 35th in the nation in rushing yards, while he also finished 19th in rushing yards per game on the season. He also earned the nod for return specialist on the Second Team after he returned 10 kicks and averaged 18.50 yards per return. He finished 48th in the nation in combined kick returns and also 48th in kickoff returns.

Gray was joined on the first team on the defensive side by three players including **Irshaad Davis** who led Alabama State in tackles with 41 on the season including 31 solo stops. He recorded a pair of tackles for loss and 0.5 sacks on the season, while he also finished with one interception, three pass breakups and a quarterback hurry from his safety position. Davis finished fourth in the conference in tackles and 20th in passes defended on the season, while he also finished 14th in the nation in solo tackles and 58th in total tackles.

He was joined by a pair of defensive linemen including **Christian Clark** who finished with 15 tackles including nine solo stops. Clark recorded 2.5 tackles for loss and one pass breakup, while he also had one forced fumble and part of a defense that held opponents to just over 800 yards rushing in five games from his nose guard position. **Andrew Ogletree** also earned a spot on the first team after he finished with 15 tackles this spring, including nine solo stops. He finished with five tackles for loss and 2.5 sacks, while he also recorded five quarterback hurries. Ogletree finished 15th in the conference in tackles for loss, while he also finished 79th in the nation in sacks and 86th in tackles for loss.

Freshman **Aubrey Grace** earned a First Team selection as the punter after he finished the year with 28 punts for 1,150 total yards and averaged 41.7 yards per punt and booted a long of

57. He forced three fair catches and had seven land inside the 20, while he also finished the year with nine punts of 50 yards or more. The freshman finished second in the conference in punting average and first in punts of 50 yards or more, and he finished 20th in the nation in punting.

A pair of players joined Gray on the Second Team including defensive back **Naytron Culpepper** who finished the year with 15 tackles, including nine solo stops. He also finished the year with a pair of tackles for loss from his cornerback position and finished the year with four pass breakups. Culpepper also finished 19th in the conference in pass breakups this spring. Rounding out the preseason selections for Alabama State was tight end **Terrance Ellis** who started all five games at tight end and recorded a career-high 12 receptions for 77 yards, averaging 6.42 yards per reception.

HORNETS PICKED FOURTH IN THE DIVISION IN PRESEASON POLL

Alabama State was picked to finish fourth in the SWAC East Division behind Alabama A&M (122), Florida A&M (109), and Jackson State (80) after picking up 78 total votes in the preseason poll on a vote by the league's head coaches and sports information directors.

DAVIS NAMED SECOND TEAM AFCA ALL-AMERICAN IN SPRING 2021

Alabama State sophomore defensive back Irshaad Davis was named to the 2021 Spring AFCA Football Championship Subdivision (FCS) Coaches' All-America Second Team announced by the American Football Coaches Association.

Davis, a First Team All-SWAC and BOXTOROW All-America selection, led Alabama State in tackles with 41 on the season including 31 solo stops. He recorded a pair of tackles for loss and 0.5 sacks on the season, while he also recorded one interception, three pass breakups, and a quarterback hurry from his safety position. Davis finished fourth in the conference in tackles and 20th in passes defended on the season, while he also was 14th in the nation in solo tackles and 58th in total tackles prior to the FCS playoffs.

The sophomore was one of four players selected from an HBCU including Jordan Lewis (Southern) and Decobie Durant (South Carolina State) on the First Team defense. Davis was joined on the Second Team by Alabama A&M receiver Abdul-Fatai Ibrahim.

The AFCA has selected an All-America team since 1945 and currently selects teams in all five of its divisions, and the teams are the only All-America teams chosen by the coaches. This year's team is made up of 24 seniors, 16 juniors, eight sophomores, and two graduate students.

MAYES GRABS TOUCHDOWN AT HOME AGAINST UAPB

Alabama State tight end **E'Shawn Mayes** grabbed a touchdown reception against UAPB at home last weekend when forced into action due to **Terrance Ellis** missing the game due to injury. It also forced Abdou Diop into the starting lineup as a tight end in that same game.

2021 PRESEASON HONORDS

LUKE BARNES (LS)
National Football Foundation Scholar-Athlete nominee
Preseason All-SWAC (Phil Steele)

CHRISTIAN CLARK (DL)
Black College Football Hall of Fame Player of the Year Watch List
Preseason All-American (BOXTOROW)
Preseason All-SWAC (Coaches/SIDs)
Preseason All-SWAC (Phil Steele)

NAYTRON CULPEPPER (DB)
Preseason All-American (BOXTOROW)
Preseason All-SWAC Second Team (Coaches/SIDs)
Preseason All-SWAC Second Team (Phil Steele)

IRSHAAD DAVIS (DB)
Black College Football Hall of Fame Player of the Year Watch List
Preseason Starting Lineup (College Football AA Yearbook)
Preseason All-American (BOXTOROW)
Preseason All-SWAC (Coaches/SIDs)
Preseason All-SWAC (Phil Steele)

TERRANCE ELLIS (TE)
Preseason All-American (BOXTOROW)
Preseason All-SWAC Second Team (Coaches/SIDs)

AUBREY GRACE (P)
FCS Punter of the Year Watch List
Preseason All-SWAC (Coaches/SIDs)
Preseason All-SWAC Third Team (Phil Steele)

EZRA GRAY (RB)
Black College Football Hall of Fame Player of the Year Watch List
Preseason All-American (BOXTOROW)
Preseason All-SWAC (Coaches/SIDs)
Preseason All-SWAC (Phil Steele)
Preseason All-SWAC Second Team (AP) (Phil Steele)
Preseason All-SWAC Third Team (KR) (Phil Steele)

RYAN NETTLES (QB)
Preseason All-SWAC Third Team (Phil Steele)

ANDREW OGLETREE (DL)
Preseason All-SWAC Second Team (Coaches/SIDs)
Preseason All-SWAC Second Team (Phil Steele)

CAMERON RAMPERSAUD (DL)
Preseason All-SWAC Third Team (Phil Steele)

TRAVON TAYLOR (OL)
Preseason All-American (BOXTOROW)

NICHOLAS TERRY (LB)
Preseason All-SWAC Third Team (Phil Steele)

RECORD BREAKDOWN

	2021	SWAC
Overall	3-2	2-1
vs. SWAC	2-1	—
vs. Non-Conference	1-1	0-0
at ASU Stadium	3-0	2-0
in Away Game	0-2	0-1
at Neutral Sites	0-0	0-0
Day Games	3-1	2-0
Night Games (6 p.m. start or later)	0-1	0-1
vs. Top 25 Teams	0-1	0-0
vs. Top 10 Teams	0-0	0-0
vs. Top 5 Teams	0-0	0-0
vs. Top-Ranked Teams	0-0	0-0
TV Games	3-1	2-0
on Bounce	2-0	0-0
on SEC Network	0-1	0-0
on ESPN2	0-0	0-0
on ESPN3	0-0	0-0
on ESPN+	1-0	1-0
on ESPNU	0-0	0-0
Scoring First	3-0	2-0
Opponents Score First	0-2	0-1
Leading at Halftime	3-1	2-1
Trailing at Halftime	0-1	0-0
Tied at Halftime	0-0	0-0
Leading after Third Quarter	3-0	2-0
Trailing after Third Quarter	0-2	0-1
Tied after Third Quarter	0-0	0-0
Overtime Games	1-0	0-0
Scoring less than 20 points	1-2	0-1
Scoring 20-29 points	0-0	0-0
Scoring 30-39 points	2-0	2-0
Scoring 40-49 points	0-0	0-0
Scoring 50+ points	0-0	0-0
Allowing less than 20 points	2-0	1-0
Allowing 20-29 points	1-1	1-1
Allowing 30-39 points	0-0	0-0
Allowing 40-49 points	0-0	0-0
Allowing 50+ points	0-1	0-0
Totalling 300-399 yards of total offense	2-0	1-0
Totalling 400-499 yards of total offense	0-0	0-0
Totalling 500-599 yards of total offense	0-0	0-0
Totalling 600-plus yards of total offense	0-0	0-0
Rushing for less than 100 yards	0-2	0-1
Rushing for 150-plus yards	0-0	0-0
Passing for less than 300 yards	2-2	1-1
Passing for 300-399 yards	0-0	0-0
Passing for 400-499 yards	0-0	0-0
Passing for 500-plus yards	0-0	0-0
Allowing less than 100 yards rushing	1-0	1-0
Allowing 100-199 yards rushing	2-1	1-1
Allowing 200-plus yards rushing	0-1	0-0
Allowing less than 200 yards passing	1-1	1-0
Allowing 200-299 yards passing	1-0	1-0
Allowing 300-399 yards passing	0-0	0-0
Allowing 400-plus yards passing	0-0	0-0
Allowing less than 300 yards total offense	2-1	1-1
Allowing 300-399 yards of total offense	1-0	1-0
Allowing 400-499 yards of total offense	0-0	0-0
Allowing 500-plus yards of total offense	0-1	0-0
Having no turnovers	0-0	0-0
Forcing no turnovers	1-1	0-1
Leading turnover margin	2-0	2-0
Trailing turnover margin	1-2	0-1
Tied in turnover margin	0-0	0-0
Having < 2 takeaways	1-2	0-1
Having 2 or more takeaways	2-0	2-0
Leading in time of possession	3-1	2-0
When trailing in time of possessions	0-1	0-1

TRANSFER PORTAL OPENS UP FOR ALABAMA STATE FOLLOWING SPRING 2021

Alabama State picked up several players, also losing, from the transfer portal following the spring 2021 season:

Player	School (Previous FCS/FBS)
Nazareth Bryant	Northern Illinois
BJ Crim	Western Kentucky
Breyon Gaddy	Maryland
Austin Gavin	Troy
Geronda Hall	Old Dominion
Joshua Long	Samford
Brandon McDuffie	Incarnate Word
Jacquez Payton	Jacksonville State
Brandon Sanders	Jackson State
KJ Stokes	Purdue

McDuffie (Incarnate Word) originally signed with Incarnate Word out of high school before transferring to junior colleges last season.

ALABAMA STATE HAS SEVERAL RIVER REGION KIDS ON THEIR ROSTER

Alabama State has made a habit recently of recruiting the River Region, and this year have several players from the area on the roster:

Player	School
Colton Adams	Wetumpka
Samuel Blackshear	Lanier
Cosmin Diaconu	Autauga Academy
Jeffrey Flowers	Alabama Christian
Austin Gavin	Saint James
Aubrey Grace	Pike Road
Hunter Hanson	Alabama Christian
Jake Howard	Prattville
Joshua Knight	Park Crossing
Jacory Merritt	Lanier
Trevor Robinson	Park Crossing
Keeundra Salter	Lee
Brandon Sanders	Jeff Davis
Anthony Scott	Carver
Tevin Sharpe	Autauga Academy
KJ Stokes	Stanhope Elmore
Romello Tarver	Park Crossing

NETTLES NAMED FRESHMAN OF THE YEAR IN THE SWAC

Ryan Nettles was selected as the Southwestern Athletic Conference (SWAC) Freshman of the Year, and six others were chosen all-conference on a vote of the league's head coaches sports information directors announced by the conference office Thursday morning.

Nettles, who was recently named a finalist for the Jerry Rice Award which is presented to the national freshman of the year in college football's Division I subdivision, was named the SWAC Newcomer of the Week four times and the SWAC Offensive Player of the Week once. He also finished the season with 917 yards through the air on 85-for-144 passing and eight touchdowns, with a 59.0 completion percentage and was one of the top five quarterbacks in every statistical category.

Nettles is also listed 26th overall in the nation in passing touchdowns and 39th in passing yards, while also finishing in the top 50 in passing efficiency, passing yards per game, points responsible for, points responsible for per game.

NETTLES NAMED FINALIST FOR THE JERRY RICE AWARD (TOP FRESHMAN)

Ryan Nettles was named as one of 16 finalists for the Jerry Rice Award, which is presented to the national freshman of the year in college football's Division I subdivision, announced by Stats Perform FCS on Monday.

Nettles finished the spring 2021 season completing 85 of his 144 attempts (59.0 percent) for 917 yards and eight touchdowns. He also rushed the ball for 110 yards and one touchdown in five games, with his most notable game coming against Mississippi Valley State where he finished with 361 yards of total offense and four total touchdowns. Nettles was named the SWAC Newcomer of the Week four times this spring and the Offensive Player of the Week one time.

The Rice Award is named for the legendary Hall of Fame wide receiver and is celebrating its 10th anniversary season. Los Angeles Rams wide receiver Cooper Kupp is the most prominent winner of the award, and the most recent recipient in 2019, former North Dakota State quarterback Trey Lance, is projected to be one of the early selections in the NFL Draft on April 29.

Nettles joins a list that includes Bronson Barron (Weber State), Quinton Cage (Nicholls), Isaac Dowling (Mercer), Draylen Ellis (Austin Peay), Ty French (Gardner-Webb), Mark Gronowski (South Dakota State), Billy Lucas (Duquesne), Seth Morgan (VMI), Tony Muskett (Monmouth), Tommy Schuster (North Dakota), Matthew Sluka (Holy Cross), Devon Starling (Tennessee State), Keyon Turner (Valparaiso), Jared Verse (Albany), and Cameron Ward (UIW).

HIGHEST RANKED OPPONENT

#25 Auburn is the highest-ranked team that Alabama State has faced since facing #7 Auburn back in 2018. That same year, the Hornets faced #8 (FCS) Kennesaw State in back-to-back games with the Tigers.

STARTING STREAKS

Senior running back Ezra Gray had his string of 13 consecutive starts snapped against Auburn, while senior defensive lineman Christian Clark extended his streak to 18 straight and Andrew Ogletree extended his to 15 straight games. Irshaad Davis also played and started in his 14th consecutive game for the Hornets.

GRACE BOOMS ONE 67 YARDS

Freshman punter Aubrey Grace boomed a new career long punt of 67 yards late in the third quarter, breaking a mark of 57 yards he set against Southern during the spring season.

SOMETHING TO FORGET

The 62 points allowed by Alabama State is the most allowed since a 62-13 loss to #8 (FCS) Kennesaw State, and the 63 allowed to #7 (FBS) Auburn in back-to-back games back in 2018.



OFFENSE

CRAWLEY GETS FIRST START

After a pair of quarterbacks were injured against Florida A&M, Alabama State turned to **Myles Crawley** who responded with nearly 300 yards of offense. He was backed up by **Trevor Robinson** as an emergency quarterback on the day.

INJURY BIG HITS HORNETS

Charlie Maxwell and **Terrance Ellis** both missed the UAPB game on Saturday due to injuries from the Florida A&M contest. They were joined by **Ryan Nettles** on the sidelines.

HIXON COMES UP BIG AGAINST UAPB AT HOME ON SATURDAY

Redshirt sophomore Jeremiah Hixon came up big against UAPB on Saturday at home with his second 100-yard receiving game of the season. The Monroeville native caught six passes for 112 yards and recorded a pair of touchdowns, including a 51-yard catch and run in the first half.

NETTLES MISSED MOST OF THREE SEASONS BEFORE GETTING UNDER CENTER LAST SEASON

Alabama State quarterback Ryan Nettles missed the better part of three years of football before getting under center last season. He was injured during his senior year of high school, then sat out his first year at Alabama State to rehab before COVID-19 hit.

He was finally able to get on the field and did not disappoint. He was selected as the Southwestern Athletic Conference (SWAC) Freshman of the Year, and six others were chosen all-conference on a vote of the league's head coaches sports information directors announced by the conference office.

Nettles, who was named a finalist for the Jerry Rice Award which is presented to the national freshman of the year in college football's Division I subdivision, was named the SWAC Newcomer of the Week four times and the SWAC Offensive Player of the Week once. He also finished the season with 917 yards through the air on 85-for-144 passing and eight touchdowns, with a 59.0 completion percentage and was one of the top five quarterbacks in every statistical category. Nettles is also listed 26th overall in the nation

in passing touchdowns and 39th in passing yards, while also finishing in the top 50 in passing efficiency, passing yards per game, points responsible for, points responsible for per game.

GRAY ONE OF THE BEST

Ezra Gray was named First Team running back after he led the team, and conference, in rushing this season with 436 yards on 84 carries in five games. He averaged 5.2 yards per carry and scored three touchdowns, and he rushed for a career-high 195 yards against Jackson State and added another 100-yard game against Alabama A&M. The senior finished 15th nationally in all-purpose yards and 35th in the nation in rushing yards, while he also finished 19th in rushing yards per game on the season.

YOUNGEST OFFENSIVE LINE IN THE CONFERENCE RETURNS

The youngest offensive line in the conference last season returns led by BOXTOROW All-American **Travon Taylor**, **Josh Anjorin**, **Robert Alston**, **Charlie Maxwell**, and **Taurrian Stafford**. They are joined by several newcomers this season highlighted by Montgomery-native **Keeundra Salter** among others.

HIXON RETURNS THIS FALL AND MAKES A SPLASH IN RETURN

Jeremiah Hixon, who changed his hometown from Spanish Fort (Ala.) to his true hometown of Monroeville (Ala.) over the summer, made a splash in the return to fall football on Saturday. He was targeted 11 times and came up eight receptions in a win over Miles in overtime. The redshirt-sophomore finished with 92 yards receiving. And if that wasn't enough, the hometown of Monroeville should bring back some memories. It is the same hometown as former Hornets and current NFL offensive lineman for the Houston Texans **Tytus Howard** (highest draft pick in school history).

RECEIVERS STRUGGLE AGAINST FAMU

A week after having a night to remember against Bethune-Cookman, Alabama State would soon like to forget this game as only three receivers caught 10 passes against Florida A&M. **Wallace Corker** led the way with six catches, while Kisean Johnson posted a career-high three and Keron Jones one.

SWAC PLAYERS OF THE WEEK
OFFENSE

Week 1	Aqeel Glass, Alabama A&M
Week 2	Shedeur Sanders, Jackson State
Week 3	Gary Quarles, Alabama A&M
Week 4	Felix Harper, Alcorn State
Week 5	Noah Bodden, Grambling State
Week 6	Andrew Body, Texas Southern
Week 7	
Week 8	
Week 9	
Week 10	
Week 11	
Week 12	

DEFENSE

Week 1	Aubrey Miller, Jackson State
Week 2	James Houston, Jackson State
Week 3	Markquese Bell, Florida A&M
Week 4	Keyron Kinsler, Alcorn State
Week 5	Cameron Richardson, Grambling State
Week 6	Isaiah Land, Florida A&M
Week 7	
Week 8	
Week 9	
Week 10	
Week 11	
Week 12	

SPECIAL TEAMS

Week 1	Garrett Urban, Grambling State
Week 2	Warren Newman, Jackson State
Week 3	Jose Sanchez, UAPB
Week 4	Richard Garcia III, Texas Southern
Week 5	Garrett Urban, Grambling State
Week 6	Jose Romo-Martinez, Florida A&M
Week 7	
Week 8	
Week 9	
Week 10	
Week 11	
Week 12	

NEWCOMER

Week 1	Jawon Pass, PVAMU
Week 2	Deonte Williams, Florida A&M
Week 3	Jawon Pass, PVAMU
Week 4	Andrew Body, Texas Southern
Week 5	Noah Bodden, Grambling State
Week 6	Shedeur Sanders, Jackson State
Week 7	
Week 8	
Week 9	
Week 10	
Week 11	
Week 12	

HORNETS IN THE SWAC

	RANK	VALUE
Scoring Offense	10	15.0
Scoring Defense	6	28.4
Total Offense	10	286.8
Total Defense	4	326.6
Rushing Offense	10	89.8
Rushing Defense	6	165.8
Passing	8	197.0
Offensive Efficiency	8	118.2
Passing Defense	2	160.8
Defensive Efficiency	4	115.3
Kickoff Returns	6	19.6
Punt Returns	3	12.7
Kickoffs	7	35.7
Point After Attempts	1	1.000
Field Goals	11	.333
Punting	5	32.0
Sacks Against	8	11
Interceptions	10	2
Sacks By	6	12
First Downs	9	17.4
Third Down Conversions	3	39.2
Fourth Down Conversions	8	33.3
Opponents First Downs	3	16.6
Opponent Third Down Conversions	4	30.2
Opponent Fourth Down Conversions	7	44.4
Penalties	10	78.6
Opponent Penalties	7	59.2
Red Zone Offense	12	75.00
Red Zone Defense	8	93.8
Time of Possession	3	32:49



SPECIAL TEAMS WATCH

SPECIAL TEAMS SHINE AGAINST UAPB

Alabama State blocked a pair of kicks of UAPB on Saturday - one each by **Cameron Rampersaud** and **Naytron Culpepper**. That was not all though as **Keenan Isaac** took an onside kick from UAPB and ran down the sidelines for a 37-yard touchdown.

HORNETS HAVE PAIR OF KICKS BLOCKED AGAINST AUBURN IN THE ROAD

Alabama State had a punt blocked in the opening quarter that set up a touchdown in the opening minute of the second quarter, and later had a field goal blocked and returned for a touchdown to extend the lead to 20-0 with just over six minutes remaining. It is the first time in the modern era that Alabama State has had two different kicks blocked, and is the third attempt blocked in a contest involving Alabama State - blocked an extra point attempt against Miles.

GRACE, ONE OF THE BEST IN THE NATION

Freshman **Aubrey Grace** has solidified himself as one of the best in the nation when it comes to punting the football. The freshman was most recently named to the FCS Punter of the Year Watch List. Grace, a First All-SWAC preseason selection and a Spring 2021 BOXTOROW All-American, finished the year with 28 punts for 1,150 total yards. He averaged 41.7 yards per punt and booted a long of 57. He forced three fair catches and had seven land inside the 20, while he finished the year with nine punts of 50 yards or more. The freshman finished second in the conference in punting average and first in punts of 50 yards or more, and he finished 20th in the nation in punting.

He joins a list that includes Andrew Foster (Morehead State), Austin Dunlap (Southeastern Louisiana), Ben Niesner (Valparaiso), Brady Schutt (South Dakota), Chris Faddoul (Florida A&M), D.J. Amson (Northern Arizona), Daniel Whelan (UC Davis), Harry O'Kelly (James Madison), Joe Gurley (North Alabama), Jon Sot (Harvard), JT Bohlken (Illinois State), Kaleb Mosley (Tennessee State), Matthew Campbell (The Citadel), Matt McRobert (Sam Houston), Nathan Fondacaro (Villanova), Noah Gettman (Sacred Heart), Patrick Haughney (Holy Cross), Ryan Richter (Norfolk State), and Zach Haynes (Southeast Missouri).

BARNES ONE OF THE BEST LONG SNAPPERS IN THE COUNTRY

Senior **Luke Barnes** is one of the best long snappers in the country, both on the field and in the classroom. The recent graduate of Alabama State has a 4.0 grade point average and has been nominated for the academic award from the National Football Foundation. He has also proven himself on the field by being named All-Conference, and most recently was named an All-America long snapper.

LOCAL TALENTS HANDLE THE KICKING DUTIES FOR THE HORNETS

Three different student-athletes handle kicking duties for Alabama State, and all three are from the River Region. Senior **Hunter Hanson** (Montgomery, Ala.) handles the extra point attempts and field goals, while **Cosmin Diaconu** (Prattville, Ala.) handles field goals and kickoffs. Meanwhile, **Aubrey Grace** (Pike Road, Ala.) handles punting, but can also placekick.

HANSON LOOKS TO ADD TO HIS CAREER POINT TOTAL THIS FALL

Hunter Hanson, the most experienced of the kicking crew, looks to add to his scoring total this fall after 17 points (all PATs) in the spring. Hanson scored a career-best 52 points during his freshman season with 12 field goals and 16 extra points. He followed that up with 41 points his sophomore season on eight field goals and 17 extra points. During his career, Hanson has scored 156 points throughout his career (28 field goals / 72 extra points). He is currently on pace to reach 200 if he continues his normal scoring pace.

TWITTER SENSATION

Luke Barnes is a twitter sensation as he seems to find ways to perfect his snapping. Whether it is snapping through stairs on the field, or over the wall, Barnes has a knack for the unbelievable.

HORNETS CONVERT ONSIDE KICK AGAINST AUBURN

Cosmin Diaconu kicked the first onside kick of the year for Alabama State, recovered by Tevin Sharpe to open up the second had at the Auburn 43-yard line.



DEFENSE

DEFENSE RISES UP

Brandon Gaddy led Alabama State in tackles with six. He also added a sack, a forced fumble, and a fumble recovery. Meanwhile, Irshaad Davis added a fumble recovery and an interception, while also recording five tackles. Jacquez Payton recorded four pass breakups, while Jeffrey Scott had a scoop and score called back for the defense.

HORNETS SHINE IN 2021 DEBUT

Alabama State held Miles to just 205 yards of total offense in a 14-13 overtime win in the Labor Day Classic last weekend. As a unit, they had a shut going against the Golden Bears out until 3:44 remaining in the contest. The Hornets held Miles to just 170 yards rushing and 35 yards passing (3-for-9) in the win.

PAYTON HAS PICK SIX CALLED BACK

Jacquez Payton, a transfer from Jacksonville State, brought the crowd to its feet early in the game when he intercepted a pass and took it back for a touchdown. However, it was called back to an encroachment penalty, but that is the reason he was brought to Alabama State.

ADAMS LEAVES GAME EARLY WITH INJURY

Alabama State redshirt freshman linebacker **Colton Adams** (better known as Bubba) left the game against Miles early after making three tackles. There is no update on Adams for the week, but he is not listed on the depth chart.

SHEDDING THE POUNDS

Alabama State defensive lineman **Christian Clark**, already on the of the best in the conference and in FCS, has dropped weight since last fall and into the spring season. The senior was hovering around the mid-390s last year and before the game against Miles, weighed in at 343. That 50-plus pounds dropped by the senior in less than a year.

SPEAKING OF CLARK

The senior recorded 10 tackles in the win over Miles on Saturday, with nine of those coming as assisted tackles. The total was just one off of his career-high set against Kennesaw State back in 2019.

DAVIS AND CLARK SHARE A COMMON BOND THESE DAY

Sophomore defensive back **Irshaad Davis** and senior defensive lineman **Christian Clark** share a common bond, and not playing on the same field on Saturdays. The two have older players who play in the National Football League (NFL), and have won the last two Super Bowls.

In Super Bowl LIV against the San Francisco 49ers, Frank Clark recorded a sack on Jimmy Garoppolo on a fourth down late in the fourth quarter during the 31-20 win. The next season, Clark and the Chiefs lost to Carlton Davis and the Tampa Bay Buccaneers in Super Bowl LV.

MISSING IN ACTION

Three key defensive players were out of action on Saturday against Miles on Saturday, with all three starting games in the spring. Junior defensive back **Naytron Culpepper**, sophomore linebacker **Devonte Webster**, and junior defensive back **Daniel Troutman** (season-ending injury in spring).

SEEING DOUBLE

Alabama State has a pair of twins on the defensive side of the football in **Devonte Webster** (linebacker) and **Bryce Webster** (defensive back).

SOMETHING ABOUT A GUY NAMED BUBBA IN ALABAMA ON THE FOOTBALL FIELD

Those were the words uttered about **Colton Adams**, better known by one name - Bubba, at SWAC Media Days during the summer. The redshirt freshmen has been injured the better part of his first two years, but has still made an impact. He will do so in his third different number this season. Adams will don the number 1, alongside receiver **Jeremiah Hixon**. Last season, in just two games, Adams finished as the team's fourth-leading tackler in the spring with 18. He recorded a season-high 11 against Southern in the season opener.

ONE OF THE BEST IN THE LEAGUE ON DEFENSE

Alabama State finished the year holding teams to 24.2 points per game, which was good for a top-five finish in the SWAC. They also held teams to 140.8 yards rushing per game.

HORNETS IN NCAA RANKINGS *(top 100)*

IRSHAAD DAVIS	NCAA	SWAC	VALUE
Fumbles Recovered	31	7	1

RODNEY ECHOLS	NCAA	SWAC	VALUE
Forced Fumbles	49	7	0.25
Sacks	57	6	0.62

BRANDON GADDY	NCAA	SWAC	VALUE
Fumbles Recovered	31	7	1

AUBREY GRACE	NCAA	SWAC	VALUE
Punting	61	3	39.2

EZRA GRAY	NCAA	SWAC	VALUE
Kickoff Returns	61	6	17.8

JEREMIAH HIXON	NCAA	SWAC	VALUE
Receiving TDs	53	5	3
Receiving Yards	59	5	350
Receiving Yards per Game	53	6	70.0
Receptions per Game	57	7	5.0

KEENAN ISAAC	NCAA	SWAC	VALUE
Kickoff Return TDs	2	1	1

ROBERT McMINN	NCAA	SWAC	VALUE
Punt Returns	14	3	12.7

JACORY MERRITT	NCAA	SWAC	VALUE
Rushing TDs	73	4	3

RYAN NETTLES	NCAA	SWAC	VALUE
Completion Percentage	71	7	.586
Completions Per Game	81	8	13.00
Passing Efficiency	100	10	104.8
Passing Yards	91	9	604
Passing Yards Per Game	99	9	120.8
Yards per Pass Attempt	100	9	5.44

JACQUEZ PAYTON	NCAA	SWAC	VALUE
Passes Defended	6	1	1.8

JEFFREY SCOTT	NCAA	SWAC	VALUE
Fumbles Recovered	31	7	1

NICHOLAS TERRY	NCAA	SWAC	VALUE
Fumbles Recovered	2	1	2

THE HILL-ELEY FILE

Born	July 29, 1969
Hometown	Suffolk, Va.
Wife	Kelley
Children	Ayinde and Jacob

COACHING HISTORY

Year	School	Position
1991	Virginia Union	student assistant
1992-93	Hampton	graduate assistant
1994-95	Baltimore Stallions (CFL)	assistant
1996-97	Toronto Argonauts	volunteer
1997-00	Hampton	offensive coordinator
2001	Morgan State	offensive coordinator
2002-13	Morgan State	head coach
2014	Norfolk State	assistant coach
2015-17	Alabama State	associate head coach
2017	Alabama State	interim head coach
2018-	Alabama State,	head coach

RECORD AGAINST OPPONENTS

Akron	0-2
Alabama A&M	1-1
Alcorn State	0-1
Army	0-1
Auburn	0-2
Bethune-Cookman	6-7
Bowie State	3-1
Bowling Green	0-1
Buffalo	0-1
Delaware State	7-5
Edward Waters	1-0
Florida A&M	3-7
Gardner-Webb	0-2
Grambling State	0-2
Hampton	4-8
Howard	10-2
Jackson State	1-1
Kennesaw State	0-1
Liberty	0-1
Maine	0-1
Maryland	0-1
Miles	1-0
Mississippi Valley State	2-0
Monmouth	1-1
Morris Brown	1-0
Norfolk State	3-9
North Carolina A&T	10-3
North Carolina Central	3-1
North Dakota State	0-1
Prairie View A&M	0-1
Robert Morris	1-1
Rutgers	0-1
Sacred Heart	1-0
San Jose State	0-1
Savannah State	4-0
South Alabama	0-1
South Carolina State	2-9
Texas Southern	3-0
Towson	2-6
Tuskegee	0-1
UAPB	1-0
Western Kentucky	0-1
Winston-Salem State	2-1



HEAD COACH DONALD HILL-ELEY

Donald Hill-Eley is in his seventh season at Alabama State University, and his fifth in the lead role after he was named the Head Football Coach of the program on December 7 following a stint as the Interim Head Coach.

Eley was named to the Interim role on October 6, 2017 after an 0-5 start to the season, and guided the Hornets to five wins in their final six games including a victory in the Magic City Classic over Alabama A&M and a pair of wins on opponents' homecoming weekends. He also guided the Hornets to four road wins to close the season, all in conference play.

Through four seasons as the head coach at Alabama State, Eley has posted a 17-17 record, including a 3-3 record during the COVID-19 pandemic in the spring of 2021. During his time at Alabama State, Eley has seen growth inside the program with several all-conference selections and the first-ever first round pick in the NFL Draft, Tytus Howard - the 23rd overall pick of the Houston Texans.

He came to Alabama State after a one-year stint as wide receivers coach at Norfolk State, and was responsible tight ends and special teams.

After Eley took over the Hornets, the team finished atop the Southwestern Athletic Conference (SWAC) in both scoring defense and total defense. The Hornets allowed 18.0 points per game and allowed opposing teams 303.5 yards per game of total offense. The defense held opponents to just 155.64 yards through the air.

The long-time Mid-Eastern Athletic

Conference (MEAC) coach spent 13 seasons at Morgan State (2001-13). After his first season as offensive coordinator, Eley spent the final 12 as head coach and was named 2002 MEAC Coach of the year. His 59 wins rank third all-time in Bears' history. He spent four seasons at Hampton (1997-2000) as offensive coordinator and pro liaison, helping the Pirates win an HBCU National Championship, two MEAC titles, and the 1999 Heritage Bowl. Eley spent four seasons in professional football in the Canadian Football League, first with the Baltimore Stallions (1994-95) as receivers coach before two seasons with the Toronto Argonauts as a guest coach (1996-97). Hill was on the staff of three straight Grey Cup championship teams (1995-97) during his time in the CFL.

After graduating from Virginia Union, he entered the coaching ranks at his alma mater in 1991 before becoming a graduate assistant at Hampton in 1992, where he received his master's in counseling in 1995. He is presently completing his Ph.D. at Morgan State.


THE ELEY WORKSHEET (HEAD COACH)

Year	School	Overall Record	Conf Record	Finish
2002	Morgan State	7-5	5-3	4th
2003	Morgan State	6-5	4-3	5th
2004	Morgan State	5-6	3-4	6th
2005	Morgan State	2-9	1-7	9th
2006	Morgan State	5-6	4-4	6th
2007	Morgan State	5-6	4-5	6th
2008	Morgan State	6-6	1-3	6th
2009	Morgan State	6-5	4-4	4th
2010	Morgan State	4-7	3-5	5th
2011	Morgan State	5-6	4-4	7th
2012	Morgan State	3-8	2-6	10th
2013	Morgan State	5-7	5-3	3rd
2017	Alabama State	5-1	4-1	2nd
2018	Alabama State	4-7	2-4	4th
2019	Alabama State	5-6	4-3	3rd
2020*	Alabama State	3-3	3-2	2nd
2021	Alabama State	3-2	2-1	-
Totals	16-plus seasons	79-96	56-62	
	Morgan State (12)	59-76	40-51	
	Alabama State (4)	20-19	16-11	

* - Spring 2021 season



ASU STADIUM




SINGLE GAME ATTENDANCE

Rk	Attend	Opponent	Date
1	27,828	Tuskegee	9/7/19
2	27,500	Tuskegee	11/22/12
3	26,222	Tuskegee	9/1/18
4	25,442	Tuskegee	9/2/17
5	20,703	Jacksonville St.	8/31/13
6	18,972	Miles	11/24/16
7	17,560	Jackson State	11/8/14
8	17,309	Grambling State	9/21/19
9	15,887	Kennesaw State	9/14/19
10	15,725	Tennessee St.	9/6/14
11	15,553	Alcorn State	10/5/17
12	15,322	Edward Waters	11/23/17
13	15,252	PVAMU	11/28/19
14	15,201	Miles	11/21/15
15	15,143	Southern	11/9/13
16	14,428	Jackson State	11/10/18
17	14,396	Stillman	11/28/13
18	13,825	MVSU	9/13/14
19	13,156	Stillman	11/22/14
20	12,721	Alcorn State	10/5/19

STADIUM QUICK FACTS

Opened	November 22, 2012
First Game	Tuskegee
Result	L, 25-27
Record	23-19
Surface	Astro-Turf
Capacity	26,500



STADIUM INFORMATION

ASU Stadium on the campus of Alabama State University in Montgomery, Alabama is a 26,500-seat stadium that replaces the Cramton Bowl as the host venue for the Alabama State Hornets football team. The first game in the New ASU Stadium was the 89th Turkey Day Classic on November 22, 2012 in which the Hornets hosted the Tuskegee Golden Tigers. The game was a sell-out and was televised nationally on ESPN.

The stadium's current capacity sits at 26,500 but the project was designed to allow for future expansion that can expand the capacity to 55,000.

The stadium also holds a restaurant and retail space which welcome visitors to the stadium and area 365 days a year.



CAREER STARTS

OFFENSIVE LINE	TOTAL	STREAK
Robert Alston	10	10
Josh Anjorin	6	2
Samuel Blackshear	7	1
Jimmie Jenkins	4	4
Charlie Maxwell	10	
Keeundra Salter	1	
Taurrian Stafford	4	
Travon Taylor	10	10
RUNNING BACKS	TOTAL	STREAK
Ezra Gray	31	2
Jacory Merritt	1	
QUARTERBACKS	TOTAL	STREAK
Ryan Nettles	9	
Myles Crawley	1	1
WIDE RECEIVERS	TOTAL	STREAK
Wallace Corker	15	6
Jeremiah Hixon	21	10
Keron Jones	4	1
Kisean Johnson	1	
TIGHT ENDS	TOTAL	STREAK
Terrance Ellis	10	
Abdou Diop	1	1
DEFENSIVE LINE	TOTAL	STREAK
J'lan Carson	8	
Christian Clark	39	21
Brandon Gaddy	4	
Joshua Long	3	
Andrew Ogletree	19	1
Cameron Rampersaud	11	1
Randall Smith	3	
LINEBACKER	TOTAL	STREAK
Colton Adams	6	
Austin Brundidge	6	
Jaquan Foote	1	
Jake Howard	7	6
Nicholas Terry	25	21
Devonte Webster	1	
Darius Whitehurst	4	4
DEFENSIVE BACK	TOTAL	STREAK
James Burgess	2	
Naytron Culpepper	16	
Irshaad Davis	17	17
Rodney Echols	8	1
Keenan Isaac	21	5
Kimar Martin	6	
Jacquez Payton	5	5
Jeffrey Scott	4	4

WEEK SIX DEPTH CHART

OFFENSE

LT	73	Travon Taylor (6-4, 287, R-Fr.)	62	Dominic Boyd (6-4, 250, Fr.)	
LG	63	Robert Alston (6-3, 312, Fr.)	69	Keeundra Salter (6-3, 278, Fr.)	
C	55	Samuel Blackshear (6-0, 253, R-Fr.)	65	Juwan Hayes (6-0, 288, R-Fr.)	
RG	60	Josh Anjorin (6-2, 329, R-Fr.)	66	Taurrian Stafford (6-5, 366, R-So.)	
RT	76	Jimmie Jenkins (6-4, 271, R-Fr.)	60	Josh Anjorin (6-3, 294, R-Fr.)	
QB	7	Myles Crawley (6-4, 214, Fr.)	13	Ryan Nettles (6-4, 198, R-Fr.)^	12 Joe Owens, Jr. (6-4, 191, Fr.)
RB	20	Ezra Gray (5-9, 171, Sr.)	2	Jacory Merritt (5-11, 184, R-Fr.)	
TE	11	Abdou Diop (6-3, 220, Jr.)	83	Terrance Ellis (6-4, 231, R-So.)^	
X	84	Wallace Corker (6-4, 176, R-Jr.)	81	Kisean Johnson (6-2, 204, Fr.)	
H	1	Jeremiah Hixon (5-11, 165, R-So.)	9	Josh Knight (5-10, 181, Jr.)	
Z	6	Keron Jones (5-10, 166, R-Fr.)	82	Tevin Sharpe (5-10, 179, R-So.)	

DEFENSE

DE	45	Cameron Rampersaud (6-2, 234, Sr.)	98	Joshua Long (6-2, 235, Sr.)
NT	92	Andrew Ogletree (6-4, 285, R-So.)	89	KJ Stokes (6-3, 280, Jr.)
NG	94	Christian Clark (6-1, 363, Sr.)	99	Brandon Gaddy (6-3, 270, R-Jr.)
JK	16	Nicholas Terry (6-4, 245, Sr.)	52	Austin Brundidge (5-11, 230, R-Jr.)
ST	6	Rodney Echols (5-10, 172, Fr.)	25	Kimar Martin (5-9, 178, R-Sr.)
MLB	58	Darius Whitehurst (6-0, 227, Sr.)	46	Jake Howard (6-1, 214, R-Fr.)
OLB	46	Jake Howard (6-1, 214, R-Fr.)	48	Demarkus Cunningham (6-0, 213, Fr.)
CB	4	Jacquez Payton (6-1, 175, R-Jr.)	27	James Burgess (6-3, 168, Fr.)
FS	0	Irshaad Davis (5-9, 182, So.)	35	Jeffrey Scott (5-10, 190, Jr.)
SS	35	Jeffrey Scott (5-10, 190, Jr.)	5	Naytron Culpepper (5-11, 191, Jr.)
CB	10	Keenan Isaac (6-3, 187, Jr.)	5	Naytron Culpepper (5-11, 191, Jr.)

SPECIAL TEAMS

LS	54	Luke Barnes (6-1, 214, Sr.)	1	Colton Adams (6-2, 230, R-Fr.)
PK	21	Cosmin Diaconu (5-9, 170, So.)	53	Hunter Hanson (5-9, 182, So.)
P	39	Aubrey Grace (6-0, 166, Fr.)	53	Hunter Hanson (5-9, 182, So.)
H	39	Aubrey Grace (6-0, 166, Fr.)		
KO	21	Cosmin Diaconu (5-9, 170, So.)	53	Hunter Hanson (5-9, 182, So.)
KR	20	Ezra Gray (5-9, 171, Sr.)	2	Jacory Merritt (5-11, 184, R-Fr.)
PR	87	Robert McMinn (5-11, 167, Fr.)	8	Bryan West (5-10, 140, R-So.)

^ - questionable

PRONUNCIATION GUIDE

Abraham ADESIPE	Ah-duh-sip-E
Josh ANJORIN	Ann-joor-inn
VAMIR Cadet	Vuh-meer
Cosmin DIACONU	Dee-uh-cone-U
ABDOU DIOP	Ab-do Dee-op
BREYON Gaddy	Bree-ahn
AWYSUM Harris	Awesome

RHOODY JEAN-LOUIS	Rudy Jahn-Lew-ess
KEEUNDRA Salter	Key-uhn-druh

NUMERICAL ROSTER

NO	PLAYER	POS	HT	WT	YR	HOMETOWN / HIGH SCHOOL / PREVIOUS SCHOOL
0	Irshaad Davis	DB	5-8	182	So.	Opa Locka, Fla. / Carol City HS
1	Colton Adams	LB	6-0	230	R-Fr.	Wetumpka, Ala. / Wetumpka HS
1	Jeremiah Hixon	WR	5-10	164	R-So.	Spanish Fort, Ala. / Spanish Fort HS
2	Jacory Merritt	RB	5-11	189	R-Fr.	Montgomery, Ala. / Sidney Lanier HS
3	Alondras Strong	DB	5-9	172	R-So.	Hazel Green, Ala. / IMG Academy / UAB
3	Akeem Dixon	RB	5-11	225	R-Fr.	Vero Beach, Fla. / Vero Beach HS / Syracuse
4	Dante Norris	RB	5-10	220	So.	Warrensville, Ohio / Warrensville Heights HS
4	Jacquez Payton	DB	6-1	156	R-Jr.	Georgiana, Ala. / Georgiana HS / Jacksonville State
5	Naytron Culpepper	DB	5-11	191	So.	Miami, Fla. / South Florida / Carol City HS
6	Rodney Echols	DB	5-11	170	Fr.	Orlando, Fla. / Jones HS
6	Keron Jones	WR	5-8	160	R-Fr.	Oxon Hill, Md. / Potomac HS
7	Myles Crawley	QB	6-4	200	Fr.	Tucker, Ga. / Tucker HS
8	Bryan West	WR	5-5	137	R-So.	Cleveland Heights, Ohio / Glenville HS
8	Keyshawn Winder	DB	6-1	181	Fr.	Wellington, Fla. / Palm Beach Central HS
9	Joshua Knight	WR	5-8	181	Jr.	Montgomery, Ala. / Park Crossing HS
10	Keenan Isaac	DB	6-2	182	Jr.	Midfield, Ala. / Midfield HS
10	DJ Jones	QB	6-1	179	Jr.	Jackson, Miss. / Florence HS / Hinds CC
11	Abdou Diop	TE	6-3	225	Jr.	Harlem, N.Y. / Cardinal Hays HS / ASA Brooklyn
12	Joe Owens, Jr.	QB	6-3	197	Fr.	Piedmont, S.C. / Wren HS
13	Ryan Nettles	QB	6-4	195	R-Fr.	Evergreen, Ala. / Hillcrest HS
14	Grantis Poole	WR	5-8	170	R-Fr.	Hollywood, Fla. / Chaminade-Madonna HS
15	Nicholas Wright	QB	6-1	232	Fr.	Ocoee, Fla. / Ocoee HS / Mount Union
16	Nicholas Terry	LB	6-3	241	Sr.	Youngstown, Ohio / Fort Union Military Academy
17	Daniel Troutman	DB	6-0	194	R-Jr.	Atlanta, Ga. / Mays HS
17	Nazareth Bryant	RB	5-10	185	R-Fr.	Chicago, Ill. / Oak Park-River Forest / NIU
18	Brandon McDuffie	WR	6-2	202	So.	San Antonio, Texas / Claudia Taylor Johnson / Cisco
19	Brandon Sanders	WR	6-2	190	R-Fr.	Montgomery, Ala. / Jeff Davis HS / Jackson State
20	Ezra Gray	RB	5-7	174	Sr.	Lynn Haven, Fla. / Mosley HS
21	Cosmin Diaconu	P/K	5-9	177	So.	Prattville, Ala. / Autauga Academy / Troy
22	Robert Rivers	RB	5-9	211	So.	Ocala, Fla. / Trinity Catholic HS / Mississippi State
23	BJ Crim	DB	6-1	191	R-So.	Ocala, Fla. / Vanguard HS / WKU
24	Geronda Hall	DB	5-10	180	Jr.	Atlanta, Ga. / KIPP / Old Dominion
25	Kimar Martin	DB	5-9	175	R-Sr.	Deerfield Beach, Fla. / Deerfield Beach HS
26	Trevor Robinson	WR	6-1	175	Fr.	Montgomery, Ala. / Park Crossing HS
27	James Burgess	DB	6-2	175	Fr.	Center Point, Ala. / Huffman HS
28	Xavius Mitchell	DB	5-6	158	R-So.	Lithonia, Ga. / Arabia Mountain HS
29	Camari Louis	DB	5-10	190	Fr.	Moultrie, Ga. / Colquitt County HS / Kennesaw State
30	Claudio Quintanilla	K	5-11	199	R-So.	Atlanta, Ga. / Tri-Cities HS
32	Anthony Scott	DL	6-3	209	So.	Montgomery, Ala. / GW Carver HS / NE Mississippi CC
33	Nolan Johnson	DB	5-9	179	Fr.	Tyrone, Ga. / Sandy Creek HS
34	Jared Daniels	RB	5-9	184	R-Jr.	Oglethorpe, Ga. / Macon County HS / GA Southern
35	Jeffrey Scott	DB	5-9	192	Jr.	Vicksburg, Miss. / Vicksbug HS
36	Dontrey Manley	RB	5-11	196	R-So.	Union Springs, Ala. / Bullock County HS
37	Jaquan Foote	LB	6-0	230	R-Fr.	Opelika, Ala. / Opelika HS / Austin Peay
38	Dimon Stewart	DB	5-10	176	R-Fr.	Fort Lauderdale, Fla. / Cardinal Gibbons HS
39	Aubrey Grace	P/K	5-10	163	Fr.	Pike Road, Ala. / Pike Road HS
40	Dylan Creech	LB	6-0	225	Fr.	Geneva, Ala. / Geneva HS
41	Devonte Webster	LB	6-1	204	R-So.	Columbus, Ga. / Spencer HS
42	Karsten Threatt	LB	6-0	220	Fr.	Midfield, Ala. / Midfield HS
43	Devin Delaine	DB	5-11	203	Fr.	Hampton, Ga. / Dutchtown HS
44	Rhody Jean-Louis	LB	6-0	243	Fr.	Miami, Fla. / Miami Central HS
45	Cameron Rampersaud	DL	6-2	234	R-Sr.	Kissimmee, Fla. / Liberty HS / ND St Coll of Sciences
46	Jake Howard	LB	6-0	204	R-Fr.	Prattville, Ala. / Prattville HS
47	Bryce Webster	DB	6-1	195	R-So.	Columbus, Ga. / Spencer HS
48	DeMarkus Cunningham	LB	6-2	214	Fr.	Bessemer, Ala. / Bessemer City HS
49	Stefon Young-Rolle	DL	6-0	238	Fr.	Wellington, Fla. / Miami Central HS
50	Awysum Harris	LB	6-4	216	Fr.	Decatur, Ala. / Austin HS
52	Austin Brundidge	OL	5-9	233	R-Jr.	Birmingham, Ala. / Ramsay HS / Presbyterian
53	Hunter Hanson	K	5-8	181	Sr.	Montgomery, Ala. / Alabama Christian Academy
54	Luke Barnes	LS	5-11	214	Sr.	Tempe, Ariz. / Marcos de Niza HS / Mesa CC
55	Samuel Blackshear	OL	6-0	253	R-Fr.	Montgomery, Ala. / Sidney Lanier HS
56	Malik Washington	LB	6-1	215	Fr.	Kennesaw, Ga. / North Cobb HS
57	Tregwan Thomas	LB	6-0	225	Fr.	Orlando, Fla. / Jones HS
58	Darius Whitehurst	LB	6-0	217	Gr.	Norfolk, Va. / Bishop Sullivan HS / Virginia Union
59	Abraham Adesipe	LB	6-3	199	R-Jr.	Houston, Texas / Alief Taylor HS

ALPHABETICAL ROSTER

NO	NAME	POS
1	Colton Adams	LB
59	Abraham Adesipe	LB
67	Kyle Akins	OL
63	Robert Alston	OL
60	Josh Anjorin	OL
54	Luke Barnes	LS
55	Samuel Blackshear	OL
62	Dominic Boyd	OL
	Canaan Brant	RB
95	Janil Brown	DL
52	Austin Brundidge	LB
17	Nazareth Bryant	RB
27	James Burgess	DB
86	Vamir Cadet	RB
96	J'Lan Carson	DL
	Devin Chambliss	DL
96	Christian Clark	DL
84	Wallace Corker	WR
7	Myles Crawley	QB
40	Dylan Creech	LB
23	BJ Crim	DB
5	Naytron Culpepper	DB
48	DeMarkus Cunningham	LB
34	Jared Daniels	RB
0	Irshaad Davis	DB
43	Devin Delaine	DB
21	Cosmin Diaconu	P/K
11	Abdou Diop	TE
3	Akeem Dixon	RB
6	Rodney Echols	DB
	Kevin Ellis	LB
83	Terrance Ellis	TE
	Jeffrey Flowers	LB
37	Jaquan Foote	LB
99	Brandon Gaddy	DL
72	Breyon Gaddy	OL
	Austin Gavin	DB
	Jamaal Gelsey	LB
39	Aubrey Grace	P/K
20	Ezra Gray	RB
	Ta'Ron Greenwood	DB
24	Geronda Hall	DB
53	Hunter Hanson	K
50	Awysum Harris	LB
65	Juwan Hayes	OL
1	Jeremiah Hixon	WR
46	Jake Howard	LB
10	Keenan Isaac	DB
44	Rhody Jean-Louis	LB
76	Jimmie Jenkins	OL
80	Kambree Johnson	WR
81	Kisean Johnson	WR
33	Nolan Johnson	DB
10	DJ Jones	QB
6	Keron Jones	WR
9	Joshua Knight	WR
97	Christian Lee	LB
98	Joshua Long	DL
29	Camari Louis	DB
78	Jalik Malone	DL
36	Dontrey Manley	RB
25	Kimar Martin	DB
71	Charlie Maxwell	OL
88	E'Shawn Mayes	TE
	Christian McDowell	DB

NUMERICAL ROSTER

NO	PLAYER	POS	HT	WT	YR	HOMETOWN / HIGH SCHOOL / PREVIOUS SCHOOL
60	Josh Anjorin	OL	6-2	329	R-Fr.	Douglasville, Ga. / New Manchester HS
62	Dominic Boyd	OL	6-3	276	Fr.	Tucker, Ga. / Tucker HS
63	Robert Alston	OL	6-3	312	R-Fr.	Linden, Ala. / Linden HS
65	Juwan Hayes	OL	6-0	288	R-Fr.	Columbia, S.C. / Heathwood Hall Episcopal HS
66	Taurrian Stafford	OL	6-3	344	R-So.	Miami Beach, Fla. / Miami Central HS
67	Kyler Akins	OL	6-2	284	Fr.	Locust Grove, Ala. / Locust Grove HS
68	Jaheim Shannon	OL	6-2	305	Fr.	West Palm Beach, Fla. / Cardinal Newman HS
69	Keeundra Salter	OL	6-2	292	Fr.	Montgomery, Ala. / Robert E. Lee HS
71	Charlie Maxwell	OL	6-3	267	R-So.	Florence, Ala. / Florence HS
72	Breyon Gaddy	OL	6-3	348	R-Jr.	Virginia Beach, Va. / Bishop Sullivan HS / Maryland
73	Travon Taylor	OL	6-4	275	R-Fr.	Miami, Fla. / Miami Central HS
76	Jimmie Jenkins	OL	6-3	289	R-Fr.	Cleveland, Ohio / Glenville HS
77	Randall Smith	DL	6-2	266	Sr.	Panama City, Fla. / Rutherford HS
78	Jalik Malone	DL	6-0	339	Fr.	Decatur, Ala. / Austin HS
79	Herbert Parham	OL	5-10	381	R-So.	Edgewood, Md. / Edgewood HS
80	Kambree Johnson	WR	5-9	173	Fr.	Birmingham, Ala. / Parker HS
81	Kisean Johnson	WR	6-1	208	Fr.	Birmingham, Ala. / Ramsay HS
82	Tevin Sharp	WR	5-9	175	R-So.	Selma, Ala. / Autauga Academy / UAB
83	Terrance Ellis II	TE	6-3	237	R-So.	Stockbridge, Ga. / Woodland HS
84	Wallace Corker	WR	6-3	168	R-Jr.	Stockbridge, Ga. / Woodland HS
85	Dre'lin Potts	WR	6-3	194	So.	Hogansville, Ga. / Callaway HS
86	Vamir Cadet	RB	5-9	168	Fr.	Hollywood, Fla. / McArthur HS
87	Robert McMinn	WR	5-11	167	Fr.	Hollywood, Fla. / Miami Central HS
88	E'Shawn Mayes	TE	6-3	236	Fr.	Hephzibah, Ga. / Hephzibah HS
89	KJ Stokes	DL	6-2	278	Jr.	Millbrook, Ala. / Stanhope Elmore HS / Purdue
90	Romello Tarver	DL	6-1	323	So.	Montgomery, Ala. / Park Crossing HS
92	Andrew Ogletree	DL	6-2	273	R-So.	Columbus, Ga. / Carver HS
94	Christian Clark	DL	6-0	343	R-Sr.	Cleveland, Ohio / Glenville HS
95	Janil Brown	DL	6-1	335	Jr.	West Palm Beach, Fla. / Garden City CC
96	J'Lan Carson	DL	5-10	281	R-Sr.	Phenix City, Ala. / Central HS
97	Christian Lee	LB	6-1	232	Fr.	Palm Beach Gardens, Fla. / Dwyer HS
98	Joshua Long	DL	6-1	255	Sr.	Columbus, Ga. / Brookstone HS / Samford
99	Brandon Gaddy	DL	6-3	313	R-Jr.	Virginia Beach, Va. / Maryland
	Canaan Brant	RB	5-9	185	Fr.	Atlanta, Ga. / Grady HS
	Devin Chambliss	DL	6-0	241	R-Fr.	Suffolk, Va. / King's Fork HS
	Kevin Ellis	LB	6-2	230	Fr.	Stockbridge, Ga. / Woodlands HS
	Jeffrey Flowers	DB	6-2	213	R-Fr.	Montgomery, Ala. / Alabama Christian Academy
	Austin Gavin	RB	5-8	171	R-Fr.	Montgomery, Ala. / Saint James HS / Troy
	Jamaal Gelsey	LB	6-0	230	Fr.	Jacksonville, Fla. / First Coast HS
	Ta'Ron Greenwood	DB	6-3	167	R-Fr.	Huntsville, Ala. / Mae Jemison HS
	Christian McDowell	DB	5-11	163	R-Fr.	Edgewood, Md. / Edgewood HS
	Dai'sean Stevens	DB	5-11	175	Fr.	Miami, Fla. / IMG Academy
	Gamal Wallace	DL	6-1	215	Fr.	Norman Park, Ga. / Colquitt County HS

ALPHABETICAL ROSTER

NO	NAME	POS
18	Brandon McDuffie	WR
87	Robert McMinn	WR
2	Jacory Merritt	RB
28	Xavius Mitchell	DB
13	Ryan Nettles	QB
4	Dante Norris	RB
92	Andrew Ogletree	DL
12	Joe Owens, Jr.	QB
79	Herbert Parham	OL
4	Jacquez Payton	DB
14	Grantis Poole	WR
85	Dre'lin Potts	WR
30	Claudio Quintanilla	K/P
45	Cameron Rampersaud	DL
22	Robert Rivers	RB
26	Trevor Robinson	DB
69	Keeundra Salter	DL
19	Brandon Sanders	WR
32	Anthony Scott	DL
35	Jeffrey Scott	DB
68	Jaheim Shannon	OL
82	Tevin Sharpe	WR
77	Randall Smith	DL
66	Taurrian Stafford	OL
	Dai'sean Stevens	DB
38	Di'mon Stewart	DB
89	KJ Stokes	DL
3	Alondras Stong	DB
90	Romello Tarver	DL
73	Travon Taylor	OL
16	Nicholas Terry	LB
57	Tregwan Thomas	LB
42	Karsten Threatt	LB
17	Daniel Troutman	DB
	Gamal Wallace	DL
56	Malik Washington	LB
47	Bryce Webster	DB
41	Devonte Webster	LB
8	Bryan West	WR
58	Darius Whitehurst	LB
8	Keyshawn Winder	DB
15	Nicholas Wright	QB
49	Stefon Young-Rolle	DL

SCHEDULE / RESULTS

2021 SCHEDULE / RESULTS				3-2 (2-1 SWAC)
DATE	OPPONENT	W / L	SCORE	ATT
Sept. 4	Miles	W	14-13	12,867
Sept. 11	at Auburn	L	0-62	82,745
Sept. 25	Bethune-Cookman*	W	38-24	9,450
Oct. 2	at Florida A&M*	L	0-28	21,087
Oct. 9	UAPB*	W	35-15	12,341
Oct. 16	at Jackson State*			
Oct. 30	vs. Alabama A&M*			
Nov. 6	at Prairie View A&M*			
Nov. 13	at Mississippi Valley State*			
Nov. 20	Texas Southern*			
Nov. 25	Tuskegee			

TEAM STATISTICS

TEAM STATISTICS		
	Alabama State	Opponents
SCORING	87	142
Points Per Game	17.4	28.4
Points off Turnovers	87	142
FIRST DOWNS	87	83
Rushing	27	37
Passing	48	32
Penalty	12	14
RUSHING YARDAGE	449	829
Yards gained rushing	614	955
Yards lost rushing	165	126
Rushing Attempts	164	164
Average Per Rush	2.7	5.1
Average Per Game	89.8	165.8
TDs Rushing	5	9
PASSING YARDAGE	985	804
Comp-Att-Int	93-157-5	60-130-2
Average Per Pass	6.3	6.2
Average Per Game	197.0	160.8
TDs Passing	6	8
TOTAL OFFENSE	1434	1633
Total Plays	321	294
Average Per Play	4.5	5.6
Average Per Game	286.8	326.6
Touchdowns	12	19
RETURNS		
Kickoff: Average	19.6	22.2
Kickoff: Total	7-137	14-311
Punt: Average	12.7	11.5
Punt: Total	7-89	13-149
Interception: Average	0.5	13.6
Interception: Total	2-1	5-68
KICKING		
Punt: Avg. Yards Per Game	39.2	41.2
Punt: Net Average	32.0	35.0
Punt: Total Yards	32-1253	24-988
FG: Good-Attempts	1-4	4-7
Onside Kicks	1-1	0-1
PENALTIES		
Avg. Per Game (YDS)	78.6	59.2
Total Yards	41-393	33-296
TIME OF POSSESSION		
Avg. Per Game	32:49	26:48
Total	2:44:07	2:14:00
MISCELLANEOUS		
3rd Down Conversions	29-74	19-63
3rd Down Conversion Percentage	39.2	30.2
4th Down Conversion	2-6	4-9
4th Down Conversion Percentage	33.3	44.4
Fumbles-Lost	8-4	8-5
Sacks-Yards Lost	12-68	11-49
Misc. Yards	3	80
Red Zone: Attempts-Scores	9-12	15-16
Red Zone: Touchdowns	8-12	11-16

INDIVIDUAL STATISTICS

SCORE BY QUARTERS						
	1ST	2ND	3RD	4TH	OT	TOTAL
Alabama State	28	21	14	17	7	87
Opponents	20	38	38	40	6	141

RUSHING									
	G	ATT	GAIN	LOSS	NET	AVG	TD	LG	YPG
Gray, Ezra	4	35	185	24	161	4.6	1	28	40.25
Merritt, Jacory	5	59	167	25	142	2.4	3	14	28.40
Daniels, Jared	4	14	57	1	56	4.0	0	15	14.00
Nettles, Ryan	5	24	103	49	54	2.3	1	29	10.80
Hixon, Jeremiah	5	1	19	0	19	19.0	0	19	3.80
Norris, Dante	4	6	23	6	17	2.8	0	8	4.25
Crawley, Myles	5	11	27	11	16	1.5	0	9	3.20
Sharpe, Tevin	5	2	15	0	15	7.5	0	12	3.00
Owens, Joe	3	6	24	11	13		0	8	
Rivers, Robert	4	2	2	1	1	0.5	0	2	0.25
Robinson, Trevor	4	2	0	3	-3	-1.5	0	0	-0.75
Ellis, Terrance	5	0	0	13	-13	-13.0	0	0	-2.60
Team	5	4	0	25	-25	-6.3	0	0	-5.00
Total	5	166	622	169	453	2.7	5	29	90.60
Opponents	5	164	955	126	829	5.1	9	94	165.80

PASSING								
	G	EFF	C-A-I	PCT	YDS	TD	LG	AVG
Nettles, Ryan	4	104.81	65-111-3	58.56 %	604	2	35	120.80
Crawley, Myles	5	168.58	21-34-1	61.76 %	299	4	51	59.80
Owens, Joe	2	99.07	7-12-1	58.33 %	82	0	19	41.00
Total	5	118.18	93-157-5	59.24 %	985	6	51	197.00
Opponents	5	115.34	60-130-2	46.15 %	804	8	70	160.80

RECEIVING							
	G	NO	YDS	AVG	TD	LG	AVG
Hixon, Jeremiah	5	25	350	14.00	3	51	70.00
Corker, Wallace	5	18	171	9.50	1	18	34.20
Jones, Keron	5	13	143	11.00	0	40	28.60
Johnson, Kisean	4	7	92	13.14	0	35	23.00
Diop, Abdou	5	8	53	6.63	0	26	10.60
Sharpe, Tevin	5	8	46	5.75	0	11	9.20
Gray, Ezra	4	2	43	21.50	1	43	10.75
Merritt, Jacory	5	4	37	9.25	0	15	7.40
Mayes, E'Shawn	2	2	35	17.50	1	23	17.50
Daniels, Jared	4	1	7	7.00	0	7	1.75
Knight, Joshua	5	3	5	1.67	0	11	1.00
Ellis, Terrance	4	2	3	1.50	0	2	0.60
Poole, Grantis	3	0	0	NaN	0	0	0.00
Total	5	93	985	10.59	6	51	197.00
Opponents	5	60	804	13.40	8	70	160.80

INDIVIDUAL STATISTICS

TOTAL OFFENSE						
	G	PLAYS	RUSH	PASS	TOTAL	AVG/G
Nettles, Ryan	5	135	54	604	658	131.6
Crawley, Myles	5	45	16	299	315	63.0
Gray, Ezra	4	35	161	0	161	40.3
Merritt, Jacory	5	59	142	0	142	28.4
Owens, Joe	2	16	9	82	91	45.5
Daniels, Jared	5	14	45	0	56	11.2
Hixon, Jeremiah	5	1	19	0	19	3.8
Norris, Dante	5	6	17	0	17	3.4
Sharpe, Tevin	5	2	15	0	15	3.0
Rivers, Robert	5	2	1	0	1	0.2
Robinson, Trevor	4	2	-3	0	-3	-0.8
Ellis, Terrance	5	0	-13	0	-13	-2.6
Team	5	0	-25	0	-25	-5.0
TOTAL	5	231	449	985	1434	286.8
Opponents	5	294	827	803	1630	326.0

SCORING									
	TD	FG	PAT	RUSH	RCV	PASS	DXP	SAF	PTS
Hixon, Jeremiah	3	-	-	-	-	-	-	-	18
Merritt, Jacory	3	-	-	-	-	-	-	-	18
Diaconu, Cosmin	-	1	5	-	-	-	-	-	15
Gray, Ezra	2	-	-	-	-	-	-	-	12
Corker, Wallace	1	-	-	-	-	-	-	-	6
Ryan Nettles	1	-	-	-	-	-	-	-	6
Mayes, E'Shawn	1	-	-	-	-	-	-	-	6
Isaac, Keenan	1	-	-	-	-	-	-	-	6
TOTAL	12	1	12	-	-	-	-	-	87
Opponents	19	4	15	-	-	-	-	-	141

PUNT RETURNS					
	NO	YDS	AVG	TD	LG
McMinn, Robert	7	89	12.7	0	58
TOTAL	7	89	12.7	0	58
Opponents	12	130	10.8	0	26

KICK RETURNS					
	NO	YDS	AVG	TD	LG
Gray, Ezra	5	89	17.8	0	25
Isaac, Keenan	1	37	37.0	1	37
Robinson, Trevor	1	11	11.0	0	11
TOTAL	7	137	19.6	1	37
Opponents	14	311	22.2	0	60

INDIVIDUAL STATISTICS

INTERCEPTIONS					
	NO	YDS	AVG	TD	LG
Davis, Irshaad	1	1	1.0	0	1
Scott, Jeffrey	1	0	0.0	0	0
TOTAL	2	1	0.5	0	1
Opponents	5	103	20.6	1	50

FUMBLE RETURNS					
	NO	YDS	AVG	TD	LG
Terry, Nicholas	1	12	12.0	0	12
TOTAL	1	12	12.0	0	12
Opponents	0	0	0.00	0	0

KICKOFFS					
	NO	YDS	AVG	TB	OB
Diaconu, Cosmin	17	929	54.6	1	0
TOTAL	17	929	54.6	1	0
Opponents	29	1379	47.6	14	4

PUNTING									
	NO	YDS	AVG	LG	TB	FC	I20	50+	BLK
Grace, Aubrey	32	1253	39.2	67	4	6	11	3	1
TOTAL	32	1253	39.2	67	4	6	11	3	1
Opponents	24	988	41.2	64	3	8	6	4	0

FIELD GOALS								
	MD-ATT	PCT	1-19	20-29	30-39	40+	LG	BLK
Cosmin Diaconu	1-3	33.3	-	0-1	1-1	0-1	-	-
TOTAL	1-3	33.3	-	0-1	1-1	0-1	-	-
Opponents	3-3	100.0	-	2-2	1-1	-	-	-

FIELD GOALS SEQUENCE		ASU	OPP
Miles		54	-
Auburn		20	(34),(23)
Bethune-Cookman		(30)	(23)
Florida AGM		-	49
UAPB		-	45,38,(28)
Jackson State			
Alabama AGM			
Prairie View AGM			
Mississippi Valley State			
Texas Southern			
Tuskegee			

Numbers in (parentheses) indicate field goal was made

INDIVIDUAL STATISTICS

ALL-PURPOSE YARDS								
	G	RUSH	REC	PR	KR	IR	TOT	AVG/G
Hixon, Jeremiah	5	19	350	0	0	0	369	73.8
Gray, Ezra	4	161	43	0	89	0	293	73.3
Merritt, Jacory	5	142	37	0	0	0	179	35.8
Corker, Wallace	5	0	171	0	0	0	171	34.2
Jones, Keron	5	0	143	0	0	0	143	28.6
Johnson, Kisean	5	0	92	0	0	0	92	18.4
McMinn, Robert	5	0	0	89	0	0	89	17.8
Daniels, Jared	5	56	7	0	0	0	63	12.6
Sharpe, Tevin	5	15	46	0	0	0	61	12.2
Nettles, Ryan	5	54	0	0	0	0	54	10.8
Diop, Adbou	5	0	53	0	0	0	53	10.6
Isaac, Keenan	5	0	0	0	37	0	37	7.4
Mayes, E'Shawn	3	0	35	0	0	0	35	11.7
Norris, Dante	5	17	0	0	0	0	17	3.4
Crawley, Myles	5	16	0	0	0	0	16	3.2
Owens, Joe	2	9	0	0	0	0	9	4.5
Robinson, Trevor	4	-3	0	0	11	0	8	2.0
Knight, Joshua	5	0	5	0	0	0	5	1.0
Rivers, Robert	5	1	0	0	0	0	1	0.2
Davis, Irshaad	5	0	0	0	0	1	1	0.2
Ellis, Terrance	4	-13	3	0	0	0	-10	-2.5
Team	5	-25	0	0	0	0	-25	-5.0
TOTAL	5	449	985	89	137	1	1661	332.2
Opponents	5	827	803	130	311	103	2174	434.8

DEFENSIVE STATISTICS

DEFENSIVE STATISTICS	GP	UA	AT	TT	TFL-YDS	SACK-YDS	INT	PBU	QBH	FR	FF	BLK	SAF
Davis, Irshaad	5	16	16	32	3.5-15	1.0-10	1	1	2	1	1	0	0
Terry, Nicholas	5	11	9	20	4.5-14	1.0-8	0	0	3	2	0	0	0
Brundidge, Austin	5	9	9	18	3.0-7	0-0	0	0	1	0	0	0	0
Isaac, Keenan	5	9	8	17	0-0	0-0	0	4	0	0	1	0	0
Howard, Jake	5	5	11	16	3.0-13	1.0-9	0	1	1	0	0	0	0
Clark, Christian	5	4	11	15	3.0-9	0.5-0	0	0	0	0	0	1	0
Scott, Jeffrey	5	10	5	15	1.0-9	1.0-9	1	2	1	1	0	0	0
Gaddy, Brandon	5	7	6	13	1.5-13	1.0-13	0	0	1	1	1	0	0
Martin, Kimar	4	10	2	12	2.0-4	0-0	0	2	0	0	0	0	0
Rampersaud, Cameron	3	3	8	11	2.0-5	0.5-1	0	1	0	0	0	1	0
Whitehurst, Darius	5	4	6	10	1.0-2	0-0	0	1	0	0	0	0	0
Adesipe, Abraham	4	3	5	8	0-0	0-0	0	0	0	0	0	0	0
Threatt, Karsten	4	4	4	8	0-0	0-0	0	0	1	0	0	0	0
Ogletree, Andrew	5	3	4	7	2.0-3	1.0-1	0	0	0	0	0	0	0
Echols, Rodney	5	4	3	7	2.5-6	2.5-6	0	2	1	0	1	0	0
Carson, J'Lan	3	2	4	6	0.5-0	0.5-0	0	0	0	0	0	0	0
Cunningham, DeMarkus	2	5	1	6	0-0	0-0	0	0	0	0	0	0	0
Johnson, Nolan	3	4	1	5	1.0-1	0-0	0	0	0	0	0	0	0
Long, Joshua	5	2	3	5	1.0-5	1.0-5	0	0	0	0	1	0	0
Stokes, KJ	3	3	2	5	0-0	0-0	0	0	0	0	0	0	0
Strong, Alondra	5	4	1	5	0-0	0-0	0	0	0	0	0	0	0
Tarver, Romello	2	2	3	5	0.5-3	0.5-3	0	0	0	0	0	0	0
Webster, Devonte	4	2	3	5	0.5-1	0-0	0	2	0	0	0	0	0
Burgess, James	5	4	0	4	0-0	0-0	0	0	0	0	0	0	0
Jean-Louis, Rhoady	2	2	2	4	1.0-1	0-0	0	0	1	0	0	0	0
Payton, Jacquez	4	3	1	4	0-0	0-0	0	7	0	0	0	0	0
Scott, Anthony	5	1	3	4	0.5-3	0.5-3	0	0	1	0	0	0	0
Young-Rolle, Stefon	2	4	0	4	1.0-3	0-0	0	0	0	0	0	0	0
Adams, Colton	1	0	3	3	0.5-1	0-0	0	0	0	0	0	0	0
Brown, Janil	4	0	3	3	0.5-1	0-0	0	0	0	0	0	0	0
Culpepper, Naytron	3	2	1	3	0-0	0-0	0	4	0	0	0	1	0
Mitchell, Xavius	5	3	0	3	0-0	0-0	0	1	0	0	0	0	0
Norris, Dante	4	3	0	3	0-0	0-0	0	0	0	0	0	0	0
Crim, BJ	1	0	2	2	0-0	0-0	0	0	0	0	0	0	0
Rivers, Robert	4	1	1	2	0-0	0-0	0	0	0	0	0	0	0
Barnes, Luke	5	1	0	1	0-0	0-0	0	0	0	0	0	0	0
Creech, Dylan	3	1	0	1	0-0	0-0	0	0	0	0	0	0	0
Diaconu, Cosmin	5	1	0	1	0-0	0-0	0	0	0	0	0	0	0
Hixon, Jeremiah	5	0	1	1	0-0	0-0	0	0	0	0	0	0	0
Manley, Dontrey	1	0	1	1	0-0	0-0	0	0	0	0	0	0	0
McMinn, Robert	5	1	0	1	0-0	0-0	0	0	0	0	0	0	0
Merritt, Jacory	5	1	0	1	0-0	0-0	0	0	0	0	0	0	0
Sharpe, Tevin	5	1	0	1	0-0	0-0	0	0	0	0	0	0	0
Smith, Randall	2	0	1	1	0-0	0-0	0	0	0	0	0	0	0
Webster, Bryce	1	0	1	1	0-0	0-0	0	0	0	0	0	0	0
West, Bryan	3	0	1	1	0-0	0-0	0	0	0	0	0	0	0
Corker, Wallace	5	0	0	0	0-0	0-0	0	0	0	0	0	0	0
Gray, Ezra	4	0	0	0	0-0	0-0	0	0	0	0	0	0	0
Nettles, Ryan	5	0	0	0	0-0	0-0	0	0	0	0	0	0	0
Total	5	158	150	308	38.0-122	13.0-69	2	28	13	5	5	3	0
Opponents	5	178	128	306	44.0-119	11.0-49	5	15	8	3	4	2	0

TURNOVER CHART

Opponent	Forced by Alabama State					Forced by Opponent			
	FUM	INT	TOT	PTS OFF	Margin	FUM	INT	TOT	PTS OFF
Miles	0	0	0	0	-2	2	0	2	0
Auburn	1	0	1	0	-1	1	1	2	7
Bethune-Cookman	3	1	4	7	+1	1	2	3	0
Florida AGM	0	0	0	0	-1	0	1	1	7
UAPB	1	1	2	7	+1	0	1	1	0
Jackson State									
Alabama AGM									
PVAMU									
Mississippi Valley State									
Texas Southern									
Tuskegee									

REDZONE CHART

Opponent	Alabama State						Opponents				
	No.	TD	R/P	TD%	FG%	Score%	No.	TD	FG	Score%	TD%
Miles	2	2	2/0	100.0	0.0	100.0	2	2	0	100.0	100.0
Auburn	0	0	0/0	0.0	0.0	0.0	4	2	2	100.0	50.0
Bethune-Cookman	6	5	3/2	83.3	100.0	100.0	4	3	1	100.0	75.0
Florida AGM	0	1	0/0	0.0	0.0	0.0	3	3	0	100.0	100.0
UAPB	2	1	0/1	50.0	0.0	50.0	3	1	1	67.0	33.0
Jackson State											
Alabama AGM											
PVAMU											
Mississippi Valley State											
Texas Southern											
Tuskegee											

GAME-BY-GAME STATISTICS

GAME-BY-GAME STATISTICS

GAME	FINAL SCORE	QUARTERS					FIRST DOWNS		RUSHING	PASSING			TOT OFF	PUNTS	PENALTIES		FIELD	TOP
		1	2	3	4	OT	R-P-PE	TOT	NO-YDS-TD	C-A-I	YDS	TD	ATT-YDS	NO-AVG	F-FL	NO-YDS	GOALS	
Miles	13	0	0	0	7	6	8-3-1	12	44-170-1	3-9-0	35	1	53-205	8-33.8	0-0	1-6	0-0	29:35
Alabama State	14	7	0	0	0	6	7-10-0	17	32-123-2	20-30-0	197	0	62-320	5-35.8	3-2	5-35	0-1	30:25
Alabama State	0	0	0	0	0	0	3-7-1	11	29-46-0	19-20-1	130	0	58-176	10-37.4	3-1	8-57	0-1	32:51
Auburn	62	6	14	35	7	0	13-6-2	21	39-364-3	11-19-0	174	3	58-538	1-47.0	3-1	10-67	2-2	27:09
Bethune-Cookman	24	7	10	0	7	0	3-11-2	16	20-12-2	21-44-1	247	1	64-259	5-40.6	3-3	3-30	1-1	23:47
Alabama State	38	14	14	7	3	38	4-16-1	20	35-111-3	24-42-2	267	2	77-378	4-41.2	1-1	6-58	1-1	36:13
Alabama State	0	0	0	0	0	0	6-5-6	17	31-98-0	10-28-1	99	0	59-197	7-42.7	1-0	7-72	0-0	28:12
Florida AGM	28	7	14	0	7	28	6-6-2	14	32-144-3	12-24-0	149	1	56-293	6-54.0	0-0	13-133	0-1	29:45
UAPB	15	0	0	3	12	0	7-6-7	20	29-139-0	13-34-1	199	2	63-338	4-36.0	2-1	6-60	1-3	23:44
Alabama State	35	7	7	7	14	0	7-10-4	21	37-71-0	20-28-1	292	4	65-363	6-39.3	0-0	15-171	0-0	36:26
Alabama State																		
Jackson State																		
Alabama AGM																		
Alabama State																		
Prairie View AGM																		
Alabama State																		
Mississippi Valley State																		
Alabama State																		
Texas Southern																		
Alabama State																		
Tuskegee																		
Alabama State																		

GAME-BY-GAME OFFENSIVE STARTERS

	WR	RT	RG	C	LG	LT	WR	WR	TE	QB	RB
Miles	Hixon	Anjorin	Alston	Maxwell	Salter	Taylor	Corker	Jones	Ellis	Nettles	Gray
Auburn	Hixon	Jenkins	Alston	Maxwell	Stafford	Taylor	Corker	Jones	Ellis	Nettles	Merritt
Bethune-Cookman	Hixon	Jenkins	Alston	Maxwell	Stafford	Taylor	Corker	Jones	Ellis	Nettles	Gray
Florida AGM	Hixon	Jenkins	Alston	Maxwell	Anjorin	Taylor	Corker	Ki. Johnson	Ellis	Nettles	Gray
UAPB	Hixon	Jenkins	Alston	Maxwell	Anjorin	Taylor	Corker	Jones	Diop	Crawley	Gray
Jackson State											
Alabama AGM											
Prairie View AGM											
Mississippi Valley State											
Texas Southern											
Tuskegee											

GAME-BY-GAME DEFENSIVE STARTERS

	DE	NG	NT	JK	STAR	MLB	MONEY	CB	SS	FS	CB
Miles	Long	Clark	Ogletree	Terry	Echols	Adams	Howard	Payton	Davis	Strong	Isaac
Auburn	Gaddy	Clark	Ogletree	Terry	Echols	Howard	Whitehurst	Payton	Davis	Scott	Isaac
Bethune-Cookman	Long	Clark	Ogletree	Terry	Echols	Howard	Whitehurst	Payton	Davis	Scott	Isaac
Florida AGM	Long	Clark	Gaddy	Terry	Martin	Howard	Whitehurst	Payton	Davis	Scott	Isaac
UAPB	Rampersaud	Clark	Ogletree	Terry	Martin	Howard	Whitehurst	Payton	Davis	Scott	Isaac
Jackson State											
Alabama AGM											
Prairie View AGM											
Mississippi Valley State											
Texas Southern											
Tuskegee											

INDIVIDUAL GAME-BY-GAME STATISTICS

GAME-BY-GAME PASSING																																					
NETTLES	COMP	ATT	INT	PCT	YDS	TD	LG	SACKS		CRAWLEY	COMP	ATT	INT	PCT	YDS	TD	LG	SACKS																			
Miles	20	30	0	66.7	197	0	27	2		Miles	0	0	0	0.0	0	0	0	0																			
Auburn	19	27	1	70.3	130	0	22	2		Auburn	0	2	0	0.0	0	0	0	0																			
Bethune-Cookman	23	41	2	54.8	260	2	35	3		Bethune-Cookman	0	0	0	0.0	0	0	0	0																			
Florida AGM	3	13	0	23.1	17	0	14	3		Florida AGM	0	3	0	0.0	0	0	0	0																			
UAPB	- did not play -									UAPB	20	28	1	71.4	292	4	51	0																			
Jackson State										Jackson State																											
Alabama AGM										Alabama AGM																											
Prairie View AGM										Prairie View AGM																											
Texas Southern										Texas Southern																											
Tuskegee										Tuskegee																											
OWENS	COMP	ATT	INT	PCT	YDS	TD	LG	SACKS																													
Miles	- did not play -																																				
Auburn	0	0	0	0.0	0	0	0	0																													
Bethune-Cookman	- did not play -																																				
Florida AGM	7	12	1	58.3	82	0	19	1																													
UAPB	- did not play -																																				
Jackson State																																					
Alabama AGM																																					
Prairie View AGM																																					
Texas Southern																																					
Tuskegee																																					
GAME-BY-GAME RUSHING (No.-Yards-TD)																																					
Rushing	NO-YDS-TD	MILES	AUBURN	B-CU	FAMU	UAPB	JSU	AAMU	PVAMU	TSU	SKEGEE																										
Gray	35-161-1	10-67-0	INJ	12-32-1	5-9-0	8-53-0																															
Merritt	59-142-3	12-22-1	10-17-0	15-43-2	6-15-0	16-45-0																															
Nettles	24-54-0	9-42-0	5-(-1)-0	4-18-0	6-(-5)-0	--																															
Daniels	9-39-0	--	--	--	8-40-0	1-(-1)-0																															
Norris	6-17-0	--	1-1-0	3-19-0	--	2-(-3)-0																															
Hixon	1-19-0	--	--	--	1-19-0	--																															
Crawley	11-16-0	1-5-0	4-7-0	--	--	6-4-0																															
Sharpe	2-15-0	--	--	--	2-15-0	--																															
Owens, Jr.	4-9-0	--	2-4-0	--	2-5-0	--																															
Rivers	2-1-0	--	2-1-0	--	--	--																															
Ellis	1-(-13)-0	1-(-13)	--	--	--	--																															
GAME-BY-GAME RECEIVING (No.-Yards-TD)																																					
Receiving	NO-YDS-TD	MILES	AUBURN	B-CU	FAMU	UAPB	JSU	AAMU	PVAMU	TSU	SKEGEE																										
Hixon	25-348-3	8-92-0	4-46-0	7-100-1	--	6-112-2																															
Corker	18-171-1	2-21-0	3-18-0	4-48-1	6-64-0	3-20-0																															
Jones	13-143-0	4-40-0	3-16-0	3-37-0	1-5-0	2-45-0																															
Sharpe	8-46-0	1-5-0	2-7-0	3-21-0	--	2-13-0																															
Diop	8-53-0	2-12-0	1-(-1)-0	2-6-0	--	3-36-0																															
Ki. Johnson	7-92-0	--	2-8-0	2-54-0	3-30-0	--																															
Merritt	4-37-0	1-15-0	1-15-0	1-7-0	--	1-0-0																															
Knight	3-5-0	1-11-0	--	2-(-6)-0	--	--																															
Gray	2-43-1	--	--	--	--	2-43-1																															
Mayes	2-35-0	--	1-12-0	--	--	1-23-1																															
Ellis	2-3-0	1-1-0	1-2-0	--	--	--																															
Daniels	1-7-0	--	1-7-0	--	--	--																															

INDIVIDUAL GAME-BY-GAME STATISTICS

GAME-BY-GAME TACKLES (UT-A-TT)							JSU	AAMU	PVAMU	MVSU	TSU	SKEGEE
Tackles	UT-A-TT	MILES	AUBURN	B-CU	FAMU	UAPB						
Davis	16-16-32	4-4-8	4-1-5	0-5-5	4-1-5	4-5-9						
Terry	11-9-20	3-1-4	0-2-2	3-1-4	3-1-4	2-4-6						
Brundidge	9-9-18	3-3-6	--	4-0-4	1-4-5	1-2-3						
Issac	9-8-17	1-4-5	4-3-7	1-0-1	1-0-1	2-1-3						
Howard	5-11-16	1-5-6	1-2-3	1-0-1	1-1-2	1-3-4						
Clark	4-11-15	1-9-10	0-1-1	1-0-1	2-0-2	0-1-1						
Scott, J.	10-5-15	--	3-2-5	4-0-4	2-1-3	1-2-3						
Gaddy	7-6-13	0-1-1	1-1-2	4-2-6	1-0-1	1-2-3						
Martin	10-2-12	--	--	3-0-3	5-2-7	2-0-2						
Rampersaud	3-8-11	--	--	0-2-2	3-2-5	0-4-4						
Whitehurst	3-6-9	0-2-2	3-1-4	1-0-1	0-3-3							
Adesipe	3-5-8	--	1-2-3	1-0-1	1-2-3	0-1-1						
Ogletree	3-4-7	1-2-3	--	--	2-0-2	0-2-2						
Payton	5-1-6	--	1-0-1	1-1-2	1-0-1	2-0-2						
Cunningham	5-1-6	--	--	1-1-2	--	4-0-4						
Echols	4-2-6	1-2-3	--	1-0-1	--	2-0-2						
Carson	2-4-6	--	2-1-3	--	--	0-3-3						
Strong	4-1-5	3-1-4	--	--	1-0-1							
Johnson	4-1-5	--	1-0-1	--	2-0-2	1-1-2						
Stokes	3-2-5	2-2-4	--	--	1-0-1							
Webster, D.	2-3-5	--	--	1-2-3	1-1-2							
Long	2-3-5	0-1-1	1-0-1	1-1-2	0-1-1							
Threatt	2-3-5	--	--	1-0-1	0-2-2	1-1-2						
Young-Rolle	4-0-4	1-0-1	3-0-3	--	--							
Burgess	4-0-4	1-0-1	1-0-1	1-0-1	1-0-1							
Scott, A.	1-3-4	0-2-2	0-1-1	1-0-1	--							
Tarver	1-3-4	0-3-3	--	1-0-1	--							
Mitchell	3-0-3	--	1-0-1	1-0-1	--	1-0-1						
Culpepper	2-1-3	--	--	2-1-3	--							
Jean-Louis	2-1-3	--	2-1-3	--	--							
Threatt	2-1-3	--	2-1-3	--	--							
Adams	0-3-3	0-3-3	--	--	--							
Brown	0-3-3	--	0-1-1	0-1-1	0-1-1							
Rivers	1-1-2	--	--	1-1-2	--							
Crim	0-2-2	--	0-2-2	--	--							
Barnes	1-0-1	--	--	1-0-1	--							
Sharpe	1-0-1	--	--	1-0-1	--							
McMinn	1-0-1	--	--	1-0-1	--							
Norris	1-0-1	--	--	--	1-0-1							
Creech	1-0-1	--	--	--	--	1-0-1						
Merritt	1-0-1	--	--	--	--	1-0-1						
Diaconu	1-0-1	--	--	--	--	1-0-1						
Manley	0-1-1	0-1-1	--	--	--							
Webster, B.	0-1-1	0-1-1	--	--	--							
West	0-1-1	0-1-1	--	--	--							
Hixon	0-1-1	--	--	--	0-1-1							
Jones	0-1-1	--	--	--	0-1-1							
Jean-Louis	0-1-1	--	--	--	--	0-1-1						
Smith	0-1-1	--	--	--	--	0-1-1						

INDIVIDUAL GAME-BY-GAME STATISTICS

GAME-BY-GAME TACKLES FOR LOSS (TFL-YDS)							JSU	AAMU	PVAMU	MVSU	TSU	SKEGEE
Tackles	TFL-YDS	MILES	AUBURN	B-CU	FAMU	UAPB						
Terry	4.5-14	3.5-11	--	--	--	1.0-3						
Davis	3.5-15	0.5-1	--	--	--	3.0-14						
Brundidge	2.5-6	2.0-6	--	--	0.5-1	0.5-0						
Echols	2.5-6	1.5-1	--	1.0-5	--	--						
Scott, J.	2.0-18	--	--	1.0-9	--	--						
Rampersaud	2.0-5	--	--	--	1.5-4	0.5-1						
Martin	2.0-4	--	--	--	1.0-2	1.0-2						
Ogletree	2.0-3	--	--	--	2.0-3	--						
Clark	1.5-8	1.5-8	--	--	--	0.5-0						
Gaddy	1.5-13	--	0.5-0	1.0-13	--	--						
Howard	1.5-10	0.5-1	--	1.0-9	1.5-3	--						
Long	1.0-5	--	1.0-5	--	--	--						
Young-Rolle	1.0-3	--	1.0-3	--	--	--						
Whitehurst	1.0-2	--	--	--	1.0-2	--						
Johnson	1.0-1	--	--	--	1.0-1	--						
Jean-Louis	1.0-1	--	1.0-1	--	--	--						
Tarver	0.5-3	0.5-3	--	--	--	--						
Scott	0.5-3	0.5-3	--	--	--	--						
Adams	0.5-1	0.5-1	--	--	--	--						
Brown	0.5-1	--	0.5-1	--	--	--						
D. Webster	0.5-1	--	--	--	0.5-1	--						
Carson	0.5-0	--	--	--	--	0.5-0						

GAME-BY-GAME SACKS (SKS-YDS)							JSU	AAMU	PVAMU	MVSU	TSU	SKEGEE
Tackles	SKS-YDS	MILES	AUBURN	B-CU	FAMU	UAPB						
Echols	2.5-6	1.5-1	--	1.0-5	--	--						
Gaddy	1.0-13	--	--	1.0-13	--	--						
Davis	1.0-10	--	--	--	--	1.0-10						
Scott, J.	1.0-9	--	--	1.0-9	--	--						
Howard	1.0-9	--	--	1.0-9	--	--						
Terry	1.0-8	1.0-8	--	--	--	--						
Long	1.0-5	--	1.0-5	--	--	--						
Ogletree	1.0-1	--	--	--	1.0-1	--						
Tarver	0.5-3	0.5-3	--	--	--	--						
Scott	0.5-3	0.5-3	--	--	--	--						
Rampersaud	0.5-1	--	--	--	--	0.5-1						
Clark	0.5-0	0.5-0	--	--	--	--						
Carson	0.5-0	--	--	--	--	0.5-0						

INDIVIDUAL GAME-BY-GAME STATISTICS

GAME-BY-GAME PUNTING

GRACE	NO	YDS	AVG	LG	I20	TB	50+	60+	DIACONU	NO	YDS	AVG	LG	I20	TB	50+	60+
Miles	5	179	35.8	58	3	2	1	0	Miles				- did not play -				
Auburn	9	374	41.6	67	2	0	0	1	Auburn				- did not play -				
Bethune-Cookman	4	165	41.2	44	0	1	0	0	Bethune-Cookman				- did not play -				
Florida AGM	7	299	42.7	47	3	0	0	0	Florida AGM				- did not play -				
UAPB	6	236	39.3	56	3	1	1	0	UAPB				- did not play -				
Jackson State									Jackson State								
Alabama AGM									Alabama AGM								
PVAMU									PVAMU								
MVSU									MVSU								
Texas Southern									Texas Southern								
Tuskegee									Tuskegee								

GAME-BY-GAME KICKING

DIACONU	PAT	ATT	PCT	FG	FGA	PCT	LG	PTS	HANSON	PAT	ATT	PCT	FG	FGA	PCT	LG	PTS
Miles	2	2	100.0	0	1	0.0	0	2	Miles				- did not play -				
Auburn	-	-	-	-	-	-	-	-	Auburn				- did not play -				
Bethune-Cookman	5	5	100.0	1	1	100.0	30	8	Bethune-Cookman				- did not play -				
Florida AGM	-	-	-	-	-	-	-	-	Florida AGM				- did not play -				
UAPB	5	5	100.0	-	-	-	-	-	UAPB				- did not play -				
Jackson State									Jackson State								
Alabama AGM									Alabama AGM								
PVAMU									PVAMU								
MVSU									MVSU								
Texas Southern									Texas Southern								
Tuskegee									Tuskegee								

ALABAMA STATE SCORING DRIVES

Opponent	No. of Plays	Total Yards	Drive Time	Type of Score	Score QTR/Time	Scoring Play
Miles	10	70	5:20	Rush	1/9:39	Nettles 1-yd run
Miles	5	25	0:00	Rush	OT	Merritt 1-yd run
Bethune-Cookman	12	65	4:48	Pass	1/10:12	Corker 12-yd rec
Bethune-Cookman	6	82	1:22	Pass	1/3:35	Hixon 20-yd rec
Bethune-Cookman	4	26	1:11	Rush	2/14:57	Merritt 1-yd run
Bethune-Cookman	9	65	3:53	Rush	2/4:50	Merritt 1-yd run
Bethune-Cookman	13	65	6:29	Rush	3/6:31	Gray 2-yd run
Bethune-Cookman	6	17	3:17	Field Goal	4/9:27	Diaconu 30-yd FG
UAPB	1	30	0:06	Pass	1/9:11	Huxin 18-yd rec
UAPB	9	76	4:16	Pass	2/4:46	Hixon 51-yd rec
UAPB	9	85	5:12	Pass	3/2:42	Gray 43-yd rec
UAPB	4	52	2:17	Pass	4/11:15	Mayes 23-yd rec
UAPB	-	-	-	KO Ret	4/4:20	Isaac 37-yd ret

OPPONENT SCORING DRIVES

Team	No. of Plays	Total Yards	Drive Time	Type of Score	Score QTR/Time	Scoring Play
Miles	8	88	3:46	Pass	4/3:44	16-yd pass
Miles	3	25	0:00	Rush	OT	5-yd run
Auburn	10	63	3:46	Field Goal	1/10:18	34-yd FG
Auburn	7	19	3:38	Field Foal	1/2:39	23-yd FG
Auburn	11	68	3:57	Pass	2/11:31	6-yd pass
Auburn	-	-	-	Return	2/6:14	80-yd blk return
Auburn	4	90	2:09	Pass	3/12:01	28-yd pass
Auburn	1	51	0:17	Rush	3/9:07	36-yd rush
Auburn	-	-	-	Return	3/6:25	35-yd int return
Auburn	2	74	0:40	Pass	3/2:59	49-yd pass
Auburn	1	94	0:14	Rush	3/0:33	94-yd rush
Auburn	13	63	7:42	Rush	4/5:44	4-yd rush
Bethune-Cookman	3	14	1:22	Rush	1/6:22	4-yd rush
Bethune-Cookman	12	69	3:45	Field Goal	2/11:06	23-yd FG
Bethune-Cookman	3	42	1:14	Rush	2/8:43	3-yd rush
Bethune-Cookman	5	57	1:07	Pass	4/8:11	13-yd pass
Florida AGM	6	77	3:46	Pass	1/11:14	49-yd pass
Florida AGM	9	42	5:06	Rush	2/12:03	6-yd rush
Florida AGM	7	66	2:49	Rush	2/7:41	10-yd rush
Florida AGM	4	35	2:48	Rush	4/3:16	9-yd rush
UAPB	9	69	3:08	Field Goal	3/8:11	28-yd FG
UAPB	3	57	1:08	Pass	4/9:58	16-yd pass
UAPB	1	70	0:14	Pass	4/4:10	70-yd pass

DRIVE SUPERLATIVES

	ALABAMA STATE (Game)	OPPONENTS (Game)
Most Plays/Result	12/TD (Bethune-Cookman)	11/TD (Auburn)
Most Yards/Result	85/TD (UAPB)	88/TD (Miles)
Most Time/Result	6:37/Punt (Miles)	5:31/Downs (Miles)
Shortest Touchdown Drive (Yards)	25 (Miles)	14 (Bethune-Cookman)
Shortest Touchdown Drive (Time)	0:06 (UAPB)	0:14 (Auburn / UAPB)
Quickest Touchdown to Start Game	4:48 (Bethune-Cookman)	3:46 (Florida AGM)
Quickest Touchdown to Start Half	6:31/3rd (Bethune-Cookman)	12:01/3rd (Auburn)

MISCELLANEOUS STATISTICS

OPENING DRIVE - OFFENSE

	1st	2nd
Opponent	Half	Half
Miles	Touchdown	Punt
Auburn	Punt	Punt
Bethune-Cookman	Touchdown	Touchdown
Florida AGM	Punt	Downs
UAPB	Downs	Punt
Jackson State		
Alabama AGM		
PVAMU		
MVSU		
Texas Southern		
Tuskegee		

GIVEAWAYS/TAKEWAYS

	GIVEAWAY			TAKEAWAY				
Opponent	FUM	INT	TOT	FUM	INT	TOT	DIF	
Miles	2	0	2	0	0	0	-2	
Auburn	1	1	2	1	0	1	-1	
Bethune-Cookman	1	2	3	3	1	4	+1	
Florida AGM	0	1	1	0	0	0	-1	
UAPB	0	1	1	1	1	2	+1	
Jackson State								
Alabama AGM								
PVAMU								
MVSU								
Texas Southern								
Tuskegee								

SCORING DRIVE ANALYSIS

	ALABAMA STATE		OPPONENTS	
YARDAGE	TD	FG	TD	FG
No Drive	-	-	2	-
Negative Yards	-	-	-	-
0-9	1	-	-	-
10-19	-	1	1	1
20-29	2	-	1	-
30-39	1	-	1	-
40-49	-	-	2	-
50-59	1	-	3	-
60-69	3	-	3	3
70-79	2	-	3	-
80-89	2	-	1	-
90-99	-	-	2	-
Totals	12	1	19	4

OPENING DRIVE - DEFENSE

	1st	2nd
Opponent	Half	Half
Miles	Punt	Punt
Auburn	Field Goal	Touchdown
Bethune-Cookman	Punt	Punt
Florida AGM	Touchdown	Missed FG
UAPB	Blocked FG	Field Goal
Jackson State		
Alabama AGM		
PVAMU		
MVSU		
Texas Southern		
Tuskegee		

THREE-AND-OUTS

	ALABAMA STATE	OPPONENTS
Opponent	3-& Outs/Drives	3-& Outs/Drives
Miles	0/12	6/11
Auburn	8/14	1/11
Bethune-Cookman	4/13	3/14
Florida AGM	3/12	4/11
UAPB	2/15	3/14
Jackson State		
Alabama AGM		
PVAMU		
MVSU		
Texas Southern		
Tuskegee		

GAME-OPENING DRIVES

	ALABAMA STATE			OPPONENTS		
Opponent	PTS	PLAYS	YDS	PTS	PLAYS	YDS
Miles	7	10	70	0	3	2
Auburn	0	3	8	3	10	63
Bethune-Cookman	7	12	65	0	6	20
Florida AGM	0	4	19	7	6	77
UAPB	0	8	33	0	4	-1
Jackson State						
Alabama AGM						
PVAMU						
MVSU						
Texas Southern						
Tuskegee						

HORNETS ON COIN FLIPS

	Coin		
Opponent	Flip	Decision	Result
Miles	L	Receive	W, 14-13
Auburn	L	Receive	L, 0-62
Bethune-Cookman	L	Receive	W, 38-24
Florida AGM	W	Defer	L, 0-28
UAPB	W	Defer	W, 35-15
Jackson State			
Alabama AGM			
PVAMU			
MVSU			
Texas Southern			
Tuskegee			

SPECIAL TEAM TACKLES

(All tackles on Special Teams coverage)

Player	Total	KO	Punt
Kimar Martin	3	1	2
Nolan Johnson	3	1	2
Robert Rivers	2	2	-
Abraham Adesipe	3	3	-
Austin Brundidge	2	2	-
Alondras Strong	1	1	-
Devonte Webster	1	1	-
Luke Barnes	1	-	1
Karsten Threatt	2	2	-
Cosmin Diaconu	1	1	-
Robert McMinn	1	1	-
Brandon Gaddy	1	-	1
Nolan Johnson	2	1	1
Jazquez Payton	1	-	1
Nicholas Terry	1	-	1
Dante Norris	1	-	1
Irshaad Davis	1	1	-
Cosmin Diaconu	1	1	-

SECOND HALF OPENING DRIVES

	ALABAMA STATE			OPPONENTS		
Opponent	PTS	PLAYS	YDS	PTS	PLAYS	YDS
Miles	0	5	29	0	6	27
Auburn	0	3	4	7	4	90
Bethune-Cookman	7	13	65	0	3	2
Florida AGM	0	8	38	0	9	31
UAPB	0	6	28	3	9	69
Jackson State						
Alabama AGM						
PVAMU						
MVSU						
Texas Southern						
Tuskegee						

CAPTAINS CHART

OPPONENT	CAPTAIN	CAPTAIN	CAPTAIN	CAPTAIN	CAPTAIN
Miles	Luke Barnes	Irshaad Davis	Jeremiah Hixon	Christian Clark	Ezra Gray
Auburn	Luke Barnes	Irshaad Davis	Jeremiah Hixon	Christian Clark	Ezra Gray
Bethune-Cookman	Luke Barnes	Irshaad Davis	Jeremiah Hixon	Christian Clark	Ezra Gray
Florida AGM	Luke Barnes	Irshaad Davis	Jeremiah Hixon	Christian Clark	Ezra Gray
UAPB	Luke Barnes	Irshaad Davis	Jeremiah Hixon	Christian Clark	Ezra Gray

SUPERLATIVES

ALABAMA STATE GAME HIGHS

Rushes	37	UAPB (10/09/2021)
Yards Rushing	123	Miles (09/04/2021)
Yards per Rush	3.8	Miles (09/04/2021)
TD Rushes	3	Bethune-Cookman (09/25/2021)
Pass Attempts	42	Bethune-Cookman (09/25/2021)
Pass Completions	24	Bethune-Cookman (09/25/2021)
Yards Passing	292	UAPB (10/09/2021)
Yards Per Pass	10.4	UAPB (10/09/2021)
TD Passes	4	UAPB (10/09/2021)
Total Plays	77	Bethune-Cookman (09/25/2021)
Total Offense	378	Bethune-Cookman (09/25/2021)
Yards per Play	5.6	UAPB (10/09/2021)
Points	38	Bethune-Cookman (09/25/2021)
Sacks By	4	Bethune-Cookman (09/25/2021)
		Miles (09/04/2021)
First Downs	21	UAPB (10/09/2021)
		Bethune-Cookman (09/25/2021)
Penalties	15	UAPB (10/09/2021)
Penalty Yards	171	UAPB (10/09/2021)
Turnovers	2	Bethune-Cookman (09/25/2021)
		at Auburn (9/11/2021)
		Miles (09/04/2021)
Punts	10	at Auburn (09/11/2021)
Punting Average	42.7	Florida AGM (10/02/2021)
Long Punt	67	at Auburn (09/11/2021)
Punts Inside 20	3	UAPB (10/09/2021)
		at Florida AGM (10/02/2021)
		Miles (09/04/2021)
Long Punt Return	58	Bethune-Cookman (09/25/2021)

OPPONENT GAME HIGHS

Rushes	44	Miles (09/04/2021)
Yards Rushing	364	at Auburn (09/11/2021)
Yards per Rush	9.3	at Auburn (09/11/2021)
TD Rushes	3	at Florida AGM
		at Auburn (09/11/2021)
Pass Attempts	44	Bethune-Cookman (09/25/2021)
Pass Completions	21	Bethune-Cookman (09/25/2021)
Yards Passing	247	Bethune-Cookman (09/25/2021)
Yards per Pass	9.1	at Auburn (09/11/2021)
TD Passes	3	at Auburn (09/11/2021)
Total Passes	64	Bethune-Cookman (09/25/2021)
Total Offense	537	at Auburn (09/11/2021)
Yards per Play	9.3	at Auburn (09/11/2021)
Points	62	at Auburn (09/11/2021)
Sacks By	4	at Florida AGM (10/02/2021)
First Downs	21	at Auburn (09/11/2021)
Penalties	13	at Florida AGM (10/02/2021)
Penalty Yards	133	at Florida AGM (10/02/2021)
Turnovers	4	Bethune-Cookman (09/25/2021)
Punts	8	Miles (09/04/2021)
Punting Average	54.0	at Florida AGM (10/02/2021)
Long Punt	64	at Florida AGM (10/02/2021)
Punts Inside 20	2	at Florida AGM (10/02/2021)
		Miles (09/04/2021)
Long Punt Return	26	at Florida AGM (10/02/2021)

ALABAMA STATE INDIVIDUAL GAME HIGHS

Rushes	16	Jacory Merritt vs UAPB (10/09/2021)
Yards Rushing	67	Ezra Gray vs Miles (09/04/2021)
TD Rushes	2	Jacory Merritt vs Bethune-Cookman (09/25/2021)
Long Rush	29	Ryan Nettles vs Bethune-Cookman (09/25/2021)
Pass Attempts	41	Ryan Nettles vs Bethune-Cookman (09/25/2021)
Pass Completions	23	Ryan Nettles vs Bethune-Cookman (09/25/2021)
Yards Passing	292	Myles Crawley vs UAPB (10/09/2021)
TD Passes	4	Myles Crawley vs UAPB (10/09/2021)
Long Pass	51	Myles Crawley vs UAPB (10/09/2021)
Receptions	8	Jeremiah Hixon vs Miles (09/04/2021)
Yards Receiving	112	Jeremiah Hixon vs UAPB (10/09/2021)
TD Receptions	2	Jeremiah Hixon vs UAPB (10/09/2021)
Long Reception	51	Jeremiah Hixon vs UAPB (10/09/2021)
Punts	10	Aubrey Grace at Auburn (09/11/2021)
Punting Average	42.7	Aubrey Grace at Florida AGM (10/02/2021)
Long Punt	67	Aubrey Grace at Auburn (09/11/2021)
Punts Inside 20	3	Aubrey Grace vs UAPB (10/09/2021)
		Aubrey Grace at Florida AGM (10/02/2021)
		Aubrey Grace vs Miles (09/04/2021)
Long Punt Return	58	Robert McMinn vs Bethune-Cookman (09/25/2021)
Long Kickoff Return	37	Keenan Isaac vs UAPB (10/09/2021)
Tackles	10	Christian Clark vs Miles (09/04/2021)
Sacks	1.5	Rodney Echols vs Miles (09/04/2021)
Tackles for Loss	3.5	Nicholas Terry vs Miles (09/04/2021)

OPPONENT INDIVIDUAL GAME HIGHS

Rushes	20	Donte Edwards vs Miles (09/04/2021)
Yards Rushing	147	Jarquez Hunter at Auburn (09/11/2021)
TD Rushes	2	Jimmie Robinson III vs Bethune-Cookman (09/25/2021)
Long Rush	94	Jarquez Hunter at Auburn (09/11/2021)
Pass Attempts	40	Shannon Patrick vs Bethune-Cookman (09/25/2021)
Pass Completions	20	Shannon Patrick vs Bethune-Cookman (09/25/2021)
Yards Passing	237	Shannon Patrick vs Bethune-Cookman (09/25/2021)
TD Passes	2	Xzavier Vaughn vs UAPB (10/09/2021)
		Bo Nix at Auburn (09/11/2021)
Long Pass	70	Xzavier Vaughn vs UAPB (10/09/2021)
Receptions	9	Kemari Averett vs Bethune-Cookman (09/25/21)
Yards Receiving	140	Kemari Averett vs Bethune-Cookman (09/25/21)
TD Receptions	2	Demetris Robertson at Auburn (09/11/2021)
Long Reception	70	Dalyn Hill vs UAPB (10/09/2021)
Field Goals	2	Anders Carlson at Auburn (09/11/2021)
Long Field Goals	34	Anders Carlson at Auburn (09/11/2021)
Punts	8	Jay Fitch vs Miles (09/04/2021)
Punting Average	54.0	Jose Romo-Martinez at Florida AGM (10/02/2021)
Long Punt	64	Jose Romo-Martinez at Florida AGM (10/02/2021)
Punts Inside 20	2	Jose Romo-Martinez at Florida AGM (10/02/2021)
		Jay Fitch vs Miles (09/04/2021)
Long Punt Return	26	Xavier Smith at Florida AGM (10/02/2021)
Long Kickoff Return	60	Tyquan Fleming vs UAPB (10/09/2021)
Tackles	11	Andrew Gaylor vs Miles (09/04/2021)
Sacks	3	Isaiah Land at Florida AGM (10/02/2021)
Tackles for Loss	4	Isaiah Land at Florida AGM (10/02/2021)
Interceptions	1	Andre Fuller vs. UAPB (10/09/2021)
		Kortney Cox at Florida AGM (10/02/2021)
		Omari Hill-Robinson vs Bethune-Cookman (09/25/2021)
		Tekeven Thomas vs Bethune-Cookman (09/25/2021)
		Roger McCreary at Auburn (09/11/2021)

PARTICIPATION												
# / NAME	GP/GS	MILES	AUBURN	B-CU	FAMU	UAPB	JSU	AAMU	PVAMU	MVSU	TSU	SKEGEE
0 Davis	4/4	START	START	START	START	START						
1 Adams	1/1	START	INJ	INJ	INJ	INJ						
1 Hixon	4/4	START	START	START	START	START						
2 Merritt	4/3	START	START	XXX	XXX	XXX						
3 Strong	4/1	START	XXX	XXX	XXX	XXX						
3 Dixon	-/-	--	--	--	--	--						
4 Norris	4/0	XXX	XXX	XXX	XXX	XXX						
4 Payton	4/4	START	START	START	START	START						
5 Culpepper	--	INJ	INJ	XXX	XXX	XXX						
6 Echols	4/3	START	START	START	XXX	START						
6 Jones	4/3	START	START	START	XXX	START						
7 Crawley	4/0	XXX	XXX	XXX	XXX	START						
8 West	2/0	XXX	XXX	--	--	--						
8 Winder	-/-	--	--	--	--	--						
9 Knight	4/0	XXX	XXX	XXX	XXX	XXX						
10 Isaac	4/4	START	START	START	START	START						
10 JONES	-/-	--	--	--	--	--						
11 Diop	4/0	XXX	XXX	XXX	XXX	START						
12 Owens	2/0	--	XXX	--	XXX	--						
13 Nettles	4/4	START	START	START	START	INJ						
14 Poole	4/0	--	XXX	XXX	XXX	--						
16 Terry	4/4	START	START	START	START	START						
17 Troutman	--	INJ	INJ	INJ	INJ	INJ						
17 Bryant	2/0	--	--	XXX	XXX	XXX						
18 McDuffie	1/0	--	XXX	--	INJ	INJ						
19 Sanders	1/0	--	--	XXX	--	--						
20 Gray	3/3	START	INJ	START	START	START						
21 Diaconu	4/0	XXX	XXX	XXX	XXX	XXX						
22 Rivers	3/0	--	XXX	XXX	XXX	XXX						
23 Crim	1/0	--	XXX	--	--	--						
24 Hall	-/-	--	--	--	--	--						
25 Martin	4/1	XXX	XXX	XXX	START	XXX						
26 Robinson	3/0	--	XXX	XXX	XXX	XXX						
27 Burgess	4/0	XXX	XXX	XXX	XXX	XXX						
28 Mitchell	4/0	XXX	XXX	XXX	XXX	XXX						
29 Louis	-/-	--	--	--	--	--						
30 Quintanilla	--	--	--	--	--	--						
32 Scott	4/0	XXX	XXX	XXX	XXX	XXX						
33 Johnson	2/0	--	XXX	--	XXX	XXX						
34 Daniels	3/0	--	XXX	XXX	XXX	XXX						
35 Scott	4/3	XXX	START	START	START	START						
36 Manley	1/0	XXX	--	--	--	--						
37 Foote	2/0	--	XXX	XXX	--	--						
38 Stewart	1/0	XXX	--	--	--	--						
39 Grace	4/0	XXX	XXX	XXX	XXX	XXX						
40 Creech	3/0	XXX	XXX	XXX	--	XXX						
41 Webster	2/1	--	--	XXX	START	XXX						
42 Threatt	4/0	XXX	XXX	XXX	XXX	XXX						
43 Delaine	3/0	XXX	--	XXX	XXX	--						
44 Jean-Louis	1/0	--	XXX	--	--	XXX						
45 Rampersaud	2/0	INJ	INJ	XXX	XXX	START						
46 Howard	4/4	START	START	START	START	START						
47 Webster	1/0	XXX	--	--	--	--						
48 Cunningham	3/0	XXX	XXX	XXX	--	XXX						
49 Young-Rolle	2/0	XXX	XXX	--	--	--						
50 Harris	--	--	--	--	--	XXX						
52 Brundidge	4/0	XXX	XXX	XXX	XXX	XXX						
53 Hanson	--	--	--	--	--	--						
54 Barnes	4/0	XXX	XXX	XXX	XXX	XXX						
55 Blackshear	--	INJ	INJ	--	XXX	START						
56 Washington	4/0	XXX	XXX	XXX	XXX	--						
57 Thomas	1/0	--	XXX	--	--	--						
58 Whitehurst	4/2	XXX	START	START	XXX	START						
59 Adesipe	4/0	XXX	XXX	XXX	XXX	XXX						
60 Anjorin	4/2	START	XXX	XXX	START	START						
62 Boyd	2/0	XXX	XXX	--	--	--						
64 Alston	4/4	START	START	START	START	START						
65 Hayes	2/0	XXX	XXX	--	--	--						
66 Stafford	3/2	XXX	START	START	--	XXX						
67 Akins	--	--	--	--	--	--						
68 Shannon	--	--	--	--	--	--						

PARTICIPATION

# / NAME	GP/GS	MILES	AUBURN	B-CU	FAMU	UAPB	JSU	AAMU	PVAMU	MVSU	TSU	SKEGEE
69 Salter	2/1	START	XXX	---	---	---						
71 Maxwell	4/4	START	START	START	START	INJ						
72 Gaddy	--	---	---	---	---	---						
73 Taylor	4/4	START	START	START	START	START						
76 Jenkins	3/3	---	START	START	START	START						
77 Smith	1/0	---	XXX	---	---	XXX						
78 Malone	--	---	---	---	---	---						
79 Parham	2/0	---	XXX	XXX	---	---						
80 Johnson	1/0	---	XXX	---	---	---						
81 Johnson	4/1	XXX	XXX	XXX	START	XXX						
82 Sharpe	4/0	XXX	XXX	XXX	XXX	XXX						
83 Ellis	4/4	START	START	START	START	INJ						
84 Corker	4/4	START	START	START	START	START						
85 Potts	--	---	---	---	---	---						
86 Cadet	--	---	---	---	---	---						
87 McMinn	4/0	XXX	XXX	XXX	XXX	XXX						
88 Mayes	2/0	XXX	XXX	---	---	XXX						
89 Stokes	3/0	XXX	XXX	---	XXX	XXX						
90 Tarver	3/0	XXX	XXX	XXX	INJ	INJ						
92 Ogletree	4/3	START	START	START	XXX	START						
94 Clark	4/4	START	START	START	START	START						
95 Brown	4/0	XXX	XXX	XXX	XXX	XXX						
96 Carson	1/0	---	XXX	---	---	XXX						
97 Lee	1/0	---	XXX	---	---	---						
98 Long	4/3	START	XXX	START	START	XXX						
99 Gaddy	4/3	XXX	START	XXX	START	XXX						

NATIONAL RANKINGS

FCS STATS PERFORM (Week Six)

	Team	Record	Pts
1	Sam Houston State (39)	5-0	1,229
2	Eastern Washington (9)	6-0	1,186
3	North Dakota State (2)	5-0	1,174
4	Southern Illinois	5-1	1,081
5	Montana	4-1	996
6	Villanova	4-1	977
7	South Dakota State	4-1	972
8	James Madison	4-1	906
9	Montana State	5-1	861
10	East Tennessee State	6-0	796
11	Southeastern Louisiana	4-1	741
12	Rhode Island	5-0	694
13	UC Davis	5-1	564
14	Delaware	3-2	559
15	Kennesaw State	4-1	543
16	Northern Iowa	3-2	410
17	UT Martin	4-1	409
18	UTW	4-1	344
19	Weber State	2-3	330
20	Missouri State	3-2	285
21	South Dakota	4-2	229
22	North Dakota	2-3	216
23	New Hampshire	3-2	124
24	Jacksonville State	3-3	122
25	Princeton	4-0	88

DROPPED OUT: Stephen F. Austin (23), Nicholls (25).

RECEIVING VOTES: Mercer 78, Jackson State 63, VMI 60, Duquesne 48, Harvard 36, William & Mary 28, Central Arkansas 21, Youngstown State 20, Stephen F. Austin 11, Nicholls 10, Eastern Kentucky 9, Prairie View AGM 8.

FCS Coaches Poll (Week Six)

	Team	Record	Pts
1	Sam Houston State (27)	5-0	698
2	Eastern Washington (1)	6-0	664
3	North Dakota State	5-0	639
4	Southern Illinois	5-1	588
5	Villanova	4-1	455
6	Montana	4-1	562
7	James Madison	4-1	508
8	South Dakota State	4-1	483
9	Montana State	5-1	475
10	East Tennessee State	6-0	467
11	Southeastern Louisiana	4-1	413
12	UC Davis	5-1	346
13	Kennesaw State	4-1	336
14	Rhode Island	5-0	334
15	Delaware	3-2	261
16	UT Martin	4-1	253
17	Northern Iowa	3-2	244
18	Weber State	2-3	207
19	Harvard	4-0	142
20	Princeton	4-0	125
21	South Dakota	4-2	104
22	Jacksonville State	3-3	102
23	Missouri State	3-2	95
24	North Dakota	2-3	94
25	Jackson State	4-1	73

DROPPED OUT: Chattanooga (19), Monmouth (N.J.) (25).

RECEIVING VOTES: Mercer, 66; Eastern Kentucky, 50; New Hampshire, 44; VMI, 43; UIW, 26; Duquesne, 19; William & Mary, 19; Florida AGM, 10; Central Arkansas, 9; Yale, 8; North Carolina A&M;7, 7; Stephen F. Austin, 6; Chattanooga, 5; Holy Cross, 3; Dartmouth, 2; Elon, 2; Monmouth (N.J.), 1; Nicholls, 1.

BOXTOROW MEDIA (Week Six)

	Team	Record	Pts
1	Jackson State (15)	4-1	159
2	North Carolina A&T (1)	3-2	137
3	Prairie View AGM	4-1	125
4	Alcorn State	3-2	114
5	Florida AGM	3-2	98
6	Bowie State	5-1	75
7	Albany State	5-1	41
8	Alabama AGM	3-2	36
9	Southern	2-3	17
10	Savannah State	5-1	16

RECEIVING VOTES: South Carolina State (1-4) 10, Grambling (2-4) 8, Texas Southern (2-3) 7, Tennessee State (2-3) 6, North Carolina Central (2-4) 4, Delaware State (3-3) 4, Howard (2-4) 3.

BOXTOROW COACHES (Week Six)

	Team	Record	Pts
1	Jackson State (18)	4-1	180
2	North Carolina A&T	3-2	159
3	Prairie View AGM	4-1	135
4	Alcorn State	3-2	120
5	Florida AGM	3-2	116
6	Norfolk State	3-2	70
7	Alabama AGM	3-2	64
8	Alabama State	3-2	52
9	Southern	2-3	38
10	Mississippi Valley State	2-3	13

RECEIVING VOTES: Norfolk State (3-2) 14, Chowan (5-1) 13, Langston (5-0) 12, Alabama State (3-2) 11, Fayetteville State (4-1) 10, Fort Valley State (4-2) 2, South Carolina State (1-4) 1.



MEDIA POLICIES



ATHLETIC COMMUNICATIONS

Travis Jarome, Director / Secondary Contact

Office	334.229.2601
Cell	334.294.1475
Email	tjarome@alasu.edu
Twitter	@Travis_Jarome

Jordan Benson, Assistant Director

Office	334.229.2635
Cell	256.698.3311
Email	jbenson@alasu.edu

D'Quan Lee, Communications Assistant / Contact

Office	334.229.7617
Cell	334.590.5237
Email	dlee@alasu.edu

THE WEEK AHEAD

Monday	Tuesday	Wednesday	Thursday	Friday	Saturday	Sunday
OFF DAY	Practice 7:30 am - 10 am	Practice 7:30 am - 10 am	Practice 7:30 am - 10 am	WALK THROUGH	at Jackson St.	OFF DAY
NO INTERVIEWS	POST PRACTICE	WEEKLY PRESS 11 am	POST PRACTICE	NO INTERVIEWS	2:05 pm (CT) POST GAME	NO INTERVIEWS
11	12	13	14	15	16	17

POSTGAME INTERVIEWS

Head coach Donald Hill-Eley and selected student-athletes will be available to the media via Zoom following all home games, and selected road games upon request. Any requests for additional coaches or student-athletes not selected may be made to Travis Jarome (tjarome@alasu.edu) any point during or immediately after the game.

GAME NOTES

Game notes for all games are available on the football page on the official athletics website at BamaStatesports.com.

CREDENTIALS

Credentials for covering Alabama State's 2021 football season, can be obtained by following the credential requests guidelines on BamaStateSports.com. If you have any questions, you can email Director of Athletic Strategic Communications, Travis Jarome at tjarome@alasu.edu.

DISTRIBUTION LIST

To be added to the Alabama State Athletics media distribution list, email your media outlet and email addresses to Director of Athletic Strategic Communications, Travis Jarome at tjarome@alasu.edu. All outlets on the distribution list will receive PDFs of the box score and play by play, as well as notes and quotes following each game.

