



ALABAMA STATE UNIVERSITY FOOTBALL
MEDIA GUIDE
(fifth edition)



2019 HORNETS FOOTBALL

TABLE OF CONTENTS

Media Information	2-9	Joshua Knight, Receiver	19	Billy Gresham, Recruiting Coordinator	39
Quick Facts	2	Nygel Lee, Receiver	19	Joe Wright, Director of Operations	39
2018 Results / 2019 Schedule	2	Damon Lloyd, Defensive Line	19	Lonnie Brown, Strength and Conditioning	40
Media Services	3	Dontrey Manley, Running Back	19	Jon Harrelson, Quality Control / Offensive Line	40
Directions to ASU Stadium	3	Uvakerious McGhee, Linebacker	19	Gary Howard, Quality Control / Defense	40
Communications Staff	3	Devin March, Defensive Line	20	Sam Lazarus, Quality Control / Personnel	41
Tracking the Opponents	4	Moses Marshall, Tight End	20	Devin Santana, Quality Control / Defense	41
2019 Broadcast Schedule	4	Kimar Martin, Defensive Back	20	Dante Tyson-Bey, Equipment Director	41
Future Schedules	4	Charlie Maxwell, Offensive Line	21		
ASU Stadium	5	Xavius Mitchell, Defensive Back	21	Season Review	42-66
University / Athletic Staff	6-7	Isaac Nickson, Defensive Line	21	2018 Schedule / Results	42
President, Dr. Quinton T. Ross, Jr.	6	Andrew Ogletree, Defensive Line	21	2018 Team Statistics	42
Director of Athletics, Jennifer Lynne Williams	7	Lucky Oyovwi, Linebacker	21	2018 Individual Statistics	42-44
2019 Rosters / Numerical & Alphabetical	8-9	Herbert Parham, Defensive Line	21	2018 Defensive Statistics	45
		Darryl Pearson, Jr., Quarterback	22	Game-by-Game Statistics	46
2019 Hornets	10-31	Montavious Pogue, Linebacker	22	2018 Starting Lineups	46
Returning Players	10-31	Aaron Pope, Defensive Back	22	Game-by-Game Passing	47
Abraham Adespipe, Linebacker	10	Caudio Quintanilla, Kicker/Punter	22	Game-by-Game Rushing	47
Tyrek Allen, Receiver	10	Cameron Rampersaud, Defensive Line	23	Game-by-Game Receiving	47
JaSean Allen, Long Snapper	10	Dakota Rocker, Quarterback	23	Game-by-Game Tackles	48
Devin Booker, Defensive Back	10	Brandon Rogers, Linebacker	23	Game-by-Game Tackles for Loss	49
De'Andre Brown, Offensive Line	11	Ismail Saleem, Receiver	23	Game-by-Game Sacks	49
Larry Brown III, Tight End	11	Chris Scott, Quarterback	24	Game-by-Game Kicking / Punting	50
Leeward Brown, Offensive Line	11	Nicholas Smith, Linebacker	24	Scoring Drives	51
Austin Brundidge, Linebacker	11	Randall Smith, Defensive Line	24	Drive Superlatives	51
Juwan Callines, Offensive Line	11	Marquez Spencer, Receiver	24	Long Plays (25 yards or more)	51
J'Lan Carson, Defensive Line	12	Nicholas Terry, Linebacker	24	Alabama State / Opponent Highs	52
Christian Clark, Defensive Line	12	Carl Thompson, Offensive Line	25	Participation	53-54
Wallace Corker, Wide Receiver	12	Lawrence Tolbert, Defensive Back	25	Field Position	55
Anthony Craven, Punter	13	Delancey Tolliver, Receiver	25	Drive Statistics	55
Tadarian Dale, Tight End	13	Daniel Troutman, Defensive Back	25	In the Red Zone	55
KHA'Darrius Davis, Quarterback	13	Bryce Webster, Defensive Back	26	Third Down and ...	55
Terrance Ellis, Tight End	13	Devonte Webster, Linebacker	26	Game 1 Recap - Tuskegee	56
Talesin Farmer, Running Back	14	Romelo Webster, Defensive Back	26	Game 2 Recap - Auburn	57
Eric Felts, Defensive Back	14	Bryan West, Receiver	26	Game 3 Recap - Kennesaw State	58
Jimmy Ferrell, Wide Receiver	14	Jordan Williams, Offensive Line	26	Game 4 Recap - Grambling State	59
Joshua Fisher, Defensive Back	14	Miles Williams, Receiver	27	Game 5 Recap - Alcorn State	60
Trevor Goodrum, Linebacker	14	Alaine Wint, Defensive Back	27	Game 6 Recap - South Alabama	61
Ezra Gray, Running Back	15	Newcomers / Squad Members	28-31	Game 7 Recap - Alabama A&M	62
Jaterrius Gulley, Offensive Line	15	Coaches / Staff	32-41	Game 8 - Texas Southern	63
Hunter Hanson, Kicker	15	Head Coach, Donald-Hill Eley	32-33	Game 9 - Jackson State	64
Jeffrey Hill, Defensive Back	16	Sean Anderson, Receivers	34	Game 10 - Prairie View A&M	65
Joshua Hill, Defensive Back	16	Joe Blackwell, Offensive Coordinator	34	Game 11 - Mississippi Valley State	66
Jeremiah Hixon, Receiver	16	Tracy Buckhannon, Inside Linebackers	35	Records / History	67-88
Trevonte Howard, Offensive Line	17	Amp Campbell, Cornerbacks	35	Year-by-Year Results	67-73
Keenan Isaac, Defensive Back	17	Damon Cogdell, Defensive Line	36	All-Time versus Opponents	74-82
Michael Jefferson, Receiver	17	Benton Harold, Tight Ends	36	All-Time Coaching Records	82
Darron Johnson, Linebacker	17	Gary Harrell, Running Backs	37	All-Time Leaders in Wins	82
Kobie Jones, Defensive Back	18	Richard Moncrief, Quarterbacks	37	All-Time Leaders in Winning Percentage	82
Anthony Jones, Jr., Running Back	18	Travis Pearson, Defensive Coordinator	38	Career Records - Offense	83-84
Darius King, Linebacker	18	Anthony Taylor, Defensive Line	38	Single Season Records	85-86



FOOTBALL QUICK FACTS

RETURNING STARTERS (OFFENSE)

NO	NAME	POS	HT	WT	YR	HOMETOWN / PREVIOUS SCHOOL
1	Jeremiah Hixon	WR	5-11	165	So.	Spanish Fort, Ala. / Spanish Fort HS
8	Tyrek Allen	WR	6-0	178	Sr.	San Antonio, Texas / San Francisco City College
12	KHA'Darrius Davis	QB	6-0	184	R-Jr.	Bessemer, Ala. / Bessemer City HS
19	Michael Jefferson	WR	6-3	188	So.	Mobile, Ala. / Murphy HS
20	Ezra Gray	RB	5-9	170	Jr.	Lynn Haven, Fla. / Mosley HS
60	Carl Thompson	OL	6-3	290	Jr.	Miami, Fla. / Miami Jackson Senior HS
71	Leeward Brown	OL	6-4	335	R-Sr.	Miami, Fla. / Tulane
75	De'Andre Brown	OL	6-6	289	R-Sr.	Tampa, Fla. / Monroe College
78	Jaterrius Gulley	OL	6-2	331	R-Sr.	Hoover, Ala. / BYU
84	Wallace Corker	WR	6-4	180	Jr.	Stockbridge, Ga. / Woodland HS

RETURNING STARTERS (DEFENSE)

NO	NAME	POS	HT	WT	YR	HOMETOWN / PREVIOUS SCHOOL
2	Romelo Webster	DB	5-11	177	R-Jr.	Miramar, Fla. / Iowa State
6	Jeffrey Hill	DB	5-9	167	R-Sr.	Miramar, Fla. / Northern Illinois
10	Keenan Isaac	DB	6-3	178	So.	Midfield, Ala. / Midfield HS
11	Uvakeious McGhee	LB	6-4	243	R-Sr.	Montgomery, Ala. / Troy
24	Joshua Hill	DB	5-10	165	Sr.	Prichard, Ala. / Vigor HS
46	Darron Johnson	LB	6-1	225	Sr.	Memphis, Tenn. / Ridgeway HS
94	Christian Clark	DL	6-1	373	R-Jr.	Euclid, Ohio / Glenville HS

RETURNING STARTERS (SPECIALISTS)

NO	NAME	POS	HT	WT	YR	HOMETOWN / PREVIOUS SCHOOL
35	Anthony Craven	P	6-2	227	Sr.	Linden, Calif. / American River JC
53	Hunter Hanson	PK	5-9	180	Jr.	Montgomery, Ala. / Alabama Christian Academy

2018 SCHEDULE / RESULTS

Date	Opponent	Result
9.1	Tuskegee	W, 26-20
9.8	at Auburn	L, 9-63
9.15	at Kennesaw State	L, 13-62
9.22	at Grambling State	★ SWAC L, 0-34
10.6	at Alcorn State	★ SWAC W, 28-25
10.13	at South Alabama	L, 7-45
10.27	vs. Alabama A&M	★ SWAC L, 10-27
11.3	Texas Southern	★ SWAC W, 30-21
11.10	Jackson State	★ SWAC L, 2-20
11.17	at Prairie View A&M	★ SWAC L, 13-66
11.22	Mississippi Valley State	★ SWAC W, 31-24

RETURNING LEADERS (OFFENSE)

RUSHING	Att	Yds	TD
Ezra Gray	100	384	2
KHA'Darrius Davis	71	123	1
Talesin Farmer	60	202	1
Darryl Pearson, Jr.	34	46	1

PASSING	C-A-I	Yds	TD
KHA'Darrius Davis	92-173-7	961	10
Darryl Pearson, Jr.	50-106-5	610	2

RECEIVING	Rec	Yds	TD
Wallace Corker	18	177	0
Jeremiah Hixon	17	128	2
Ezra Gray	16	57	0
Marquez Spencer	14	167	0
Tyrek Allen	12	351	3
Michael Jefferson	12	115	4

2019 SCHEDULE

Date	Opponent	Time
8.29	at UAB	7 pm
9.7	Tuskegee	5 pm
9.14	Kennesaw State	5 pm
9.21	Grambling State	★ SWAC 5 pm
10.5	Alcorn State	★ SWAC 2 pm
10.12	at Jackson State	★ SWAC 2 pm
10.26	vs. Alabama A&M	★ SWAC 2:30 pm
11.2	at MVSU	★ SWAC 1 pm
11.9	at Texas Southern	★ SWAC TBA
11.16	at Florida State	TBA
11.28	Prairie View A&M	★ SWAC 2 pm

RETURNING LEADERS (DEFENSE)

TACKLES	Solo	Asst	Total
Darron Johnson	29	49	78
Joshua Hill	41	20	61
Christian Clark	22	31	53
Keenan Isaac	23	11	34

SACKS	No	Yds
Trevor Goodrum	2.5	15
Lucky Dyovwi	2.5	10
Abraham Adesipe	1.0	12
Cameron Rampersaud	1.0	8

TACKLES FOR LOSS	No	Yds
Keenan Isaac	7.0	20
Darron Johnson	5.0	13
Christian Clark	5.0	11
Trevor Goodrum	4.0	20

INT	No	Yds	TD
Darron Johnson	2	56	0
Joshua Hill	2	30	0

UNIVERSITY INFORMATION

QUICK FACTS	
Location	Montgomery, Ala.
Founded	1867
Enrollment	5,627
Nickname	Hornets
Colors	Black and Old Gold
Conference	Southwestern Athletic (SWAC)
Affiliation	NCAA Division I
President	Dr. Quinton T. Ross, Jr.
Athletic Director	Jennifer Lynne Williams
Deputy Athletic Director	Terrance Jones
FAR	Dr. Carmela Drake
Athletic Department Phone	(334) 229-4507
Website	BamaStateSports.com

ATHLETIC STRATEGIC COMMUNICATIONS

Director / Primary Contact	Travis Jarome
Office	(334) 229-2601
Voicemail	(334) 229-5211
Cell	(334) 294-1475
Email	tjarome@alasu.edu
Football Twitter	@BamaStateFB
Assistant Director	Eric Evans II

COACHING STAFF

Head Coach	Donald Hill-Eley
Alma Mater	Virginia Union (1991)
Record at Alabama State	9-8
Overall Record	68-84 (13 seasons)
Defensive Coordinator	Travis Pearson
Offensive Coordinator	Joe Blackwell
Receivers	Sean Anderson
Inside Linebackers	Tracy Buckhannon
Cornerbacks	Amp Campbell
Outside Linebackers	Damon Cogdell
Tight Ends	Benton Harold
Running Backs	Gary Harrell
Quarterbacks	Richard Moncrief
Defensive Line	Anthony Taylor

SUPPORT STAFF

Quality Control / Offensive Line	Jon Harrelson
Quality Control / Defense	Gary Howard
Quality Control / Player Development	Sam Lazarus
Quality Control / Defense	Devin Santana
HS Relations / Recruiting Coordinator	Billy Gresham
Director of Operations	Joe Wright
Video Coordinator	William Bennett
Director of Sports Medicine	Patrick Peagler
Strength and Conditioning	Lonnie Brown
Strength and Conditioning	De'Cedric Quinn
Strength and Conditioning	Anthony Wood
Equipment Director	Dante Tyson-Bey
Front Office Administrator	Jemet Baine
Photographer	David Campbell

TEAM INFORMATION

2018 Record	4-7 (.363)
Conference Record	3-4 (.429)
Conference Finish	4th / East Division
Postseason	none
Final National Ranking	NR / NR
Starters Returning / Lost	16 / 6
All-Time Record	497-477-41 (.510)
First Year of Football	1901 (117 seasons)
Conference Championships	2 (1991, 2004)



MEDIA SERVICES

STRATEGIC COMMUNICATIONS

The Alabama State University Strategic Communications Office is ready to assist you in every way possible to make the experience of covering ASU Athletics productive and rewarding. For this reason, we have developed policies and procedures which will require cooperation on the part of the media. Not complying with these policies will result in the refusal of credentials/access.

INTERVIEW POLICIES

ALL interviews must be coordinated through the Alabama State University Strategic Communications Office and must be requested at least two days (48 hours) in advance. Player or coach interviews should be requested through the media contact for each sport. Team locker rooms and the training room is off limits to media representatives at all times. Media may not contact current student-athletes directly under any circumstances.

OFFICE LOCATION

The Alabama State University Strategic Communications Office is located on the Fifth Floor of ASU Stadium. Regular office hours are 9 a.m. - 5 p.m., Monday-Friday. The main office phone number is 334.229.2601.

WEEKLY PRESS OPPORTUNITY

Alabama State head coach Donald Hill-Eley and selected players will meet with the media each Wednesday at 12 p.m. during the season. Requests for specific players should be made to the Athletics Strategic Communications Office on Sunday afternoon prior to the press opportunity.

INTERVIEWS

All interview requests for coach Donald Hill-Eley, any Alabama State assistant coaches and players must be coordinated through the Athletic Strategic Communications office.

Players are available for interviews, either in person or on the phone, before or after practice Sunday through Thursday. In order to arrange for player interviews, please provide 24 hours notice to the Athletics Strategic Communications Office. Player interviews may be conducted in the ASU Football Stadium Media Room or in the Athletics Strategic Communications Office. The Alabama State training room, football locker room, weight room and meeting rooms are off-limits to the media. Your cooperation is appreciated.

For telephone interviews, the student-athlete will be provided with the number and will make the call at a mutually-agreed upon time. Phone numbers of student-athletes will not be made available to the media.

For interviews with head coach Donald Hill-Eley and/or Alabama State assistant coaches, please contact Travis Jarome in the Athletics Strategic Communications Office. The best time for coach Donald Hill-Eley to conduct interviews is weekday mornings.

WEBSITE

Updated statistics, game recaps, weekly and daily releases, press conference transcripts, player and coaches' bios, historical, broadcast and ticket information, can be found on the Alabama State Official Athletics Website at www.bamastatesports.com. Media are encouraged to check the website regularly for the latest athletics news.

VIDEO SERVICES

Requests for video footage of Alabama State football should be made to Travis Jarome in the Athletics Strategic Communications Office. They will work with the Alabama State video coordinator and his staff to fill specific requests. Please allow a minimum of three days lead time for video requests.

ACCESSING INFORMATION

In addition to the Alabama State Athletics website (www.bamastatesports.com), the latest news, weekly releases, updated depth charts, rosters and season and single game statistics can be sent on a daily or weekly basis via e-mail. Contact Travis Jarome to request to be added to the football e-mail list.

CREDENTIAL REQUESTS

All requests for media, radio, television, photography, scouting and parking credentials for the 2019 Alabama State Football season, or for any individual game, should be made in writing, on company letterhead or via e-mail (company name in address), to Travis Jarome. Requests should be made at least one week prior to the game. Individual game credentials will not be mailed, but can be picked up in the Athletic Strategic Communications Office the week of the game or at ASU Football Stadium Will-Call.

WILL CALL

Any media credentials not picked up during the week at the ASU Stadium will be available at Press Will Call beginning three hours prior to the game.

PRESS BOX SERVICES

The press box, located on the south side of ASU football Stadium and opens three hours prior to game time.

Meals will be served in the press box beginning two hours before game time until kickoff. Sodas will be available throughout the game and snacks are served at halftime.

Game notes, programs, a flip card and statistics will be provided prior to the game. Play-by-play and quick statistics, final team, individual and defensive statistics, drive charts and coaches' quotes also will be provided. Complete sets of information will be available approximately 20 minutes after the game.

POST GAME INTERVIEWS

The visitor's locker room is located on the east side of the east end zone. The SID of the visiting school will establish admittance policies to the visiting locker room.

Alabama State head coach Donald Hill-Eley and requested players will be available in the post game interview approximately 10 minutes after the game. Alabama State post-game interviews will take place in the Media Interview room located in the east endzone.

DIRECTIONS

From the Montgomery Regional Airport

Start out going EAST on SELMA HWY/US-80 E/AL-21 N/AL-8 toward BREWER RD. Continue to follow US-80E. Merge onto I-65N toward MONTGOMERY/BIRMINGHAM. Merge onto I-85 N / MARTIN LUTHER KING JR EXPY via EXIT 171 toward ATLANTA. Take the COURT ST exit- EXIT 1. Stay STRAIGHT to go onto ARBA ST. Turn RIGHT onto S DECATUR ST. Turn SLIGHT LEFT onto S UNION ST. Turn RIGHT onto N UNIVERSITY DR. Turn LEFT onto S JACKSON ST. End at 915 S Jackson St Montgomery, AL.

From Birmingham

Take I-65 South toward MONTGOMERY. Merge onto I-85 N / MARTIN LUTHER KING JR EXPY via EXIT 171 toward ATLANTA. Take the COURT ST exit- EXIT 1. Stay STRAIGHT to go onto ARBA ST. Turn RIGHT onto S DECATUR ST. Turn SLIGHT LEFT onto S UNION ST. Turn RIGHT onto N UNIVERSITY DR. Turn LEFT onto S JACKSON ST. End at 915 S Jackson St Montgomery, AL.

From Atlanta

Take I-85 South toward MONTGOMERY (Crossing into ALABAMA). Take the UNION ST exit- EXIT 1- toward STATE CAPITOL / ALA STATE UNIV. Turn SLIGHT RIGHT onto S UNION ST. Turn RIGHT onto GROVE ST. Turn RIGHT onto S JACKSON ST. End at 915 S Jackson St Montgomery, AL.

From Mobile

Take I-165 North toward MONTGOMERY. Merge onto I-85 N / MARTIN LUTHER KING JR EXPY via EXIT 171 toward ATLANTA. Take the COURT ST exit- EXIT 1. Stay STRAIGHT to go onto ARBA ST. Turn RIGHT onto S DECATUR ST. Turn SLIGHT LEFT onto S UNION ST. Turn RIGHT onto N UNIVERSITY DR. Turn LEFT onto S JACKSON ST. End at 915 S Jackson St Montgomery, AL.

STAFF

Travis Jarome, Director / Contact

Office	334.229.2601
Cell	334.294.1475
Email	tjarome@alasu.edu
Twitter	@Travis_Jarome

Eric Evans II, Assistant Director / Secondary Contact

Office	334.229.2635
Cell	919.358.0356
Email	eevans@alasu.edu
Twitter	@TheSecond_SID



MEDIA SERVICES

TRACKING THE OPPONENTS



UAB uabsports.com
OVERALL: 11-3 C-USA: 7-1
NEXT GAME: vs. Tuskegee (8/29)
LAST GAME: def. Northern Illinois, 37-13



TUSKEGEE goldentigerssports.com
OVERALL: 5-5 SIAC: 3-3
NEXT GAME: at Alabama State (9/7)
LAST GAME: lost to Miles, 31-27



KENNESAW STATE ksuowls.com
OVERALL: 11-2 Big South: 5-0
NEXT GAME: vs. Point (8/31)
LAST GAME: lost to South Dakota St., 27-17



GRAMBLING STATE gsutigers.com
OVERALL: 6-5 SWAC: 4-3
NEXT GAME: at ULM (8/31)
LAST GAME: lost to Southern, 38-28



ALCORN STATE alcornsports.com
OVERALL: 9-4 SWAC: 6-1
NEXT GAME: at Southern Miss (8/31)
LAST GAME: lost to North Carolina A&T, 24-22



JACKSON STATE gojsutigers.com
OVERALL: 5-5 SWAC: 4-3
NEXT GAME: vs. Bethune-Cookman (9/1)
LAST GAME: lost to Alcorn State, 24-3



ALABAMA A&M aamusports.com
OVERALL: 6-5 SWAC: 5-2
NEXT GAME: vs. Morehouse (9/1)
LAST GAME: def. MVSU, 42-14



MVSU mvsusports.com
OVERALL: 1-10 SWAC: 1-6
NEXT GAME: at Tennessee State (8/31)
LAST GAME: lost to Alabama State, 31-24



TEXAS SOUTHERN tsusports.com
OVERALL: 2-9 SWAC: 1-6
NEXT GAME: vs. PVAMU (8/31)
LAST GAME: lost to PVAMU, 60-14



FLORIDA STATE seminoles.com
OVERALL: 5-7 ACC: 4-3
NEXT GAME: vs. Boise State (8/31)
LAST GAME: lost to Florida, 41-14



PRAIRIE VIEW A&M pvpanthers.com
OVERALL: 5-6 SWAC: 4-3
NEXT GAME: at Texas Southern (8/31)
LAST GAME: def. Texas Southern, 60-14

2019 BROADCAST SCHEDULE

Hornet fans will have the opportunity to follow their team during every game of the 2019 season as all 11 Alabama State football games will be aired via the Hornet Sports Network and its local affiliates via the World Wide Web.

DATE	OPPONENT	TIME/RESULT	RADIO	TV
8.29	at UAB	7:00 pm		
9.7	Tuskegee	5:00 pm		
9.14	Kennesaw St.	5:00 pm		
9.21	Grambling St.*	5:00 pm		
10.5	Alcorn St.*	2:00 pm		
10.12	at Jackson St.*	2:00 pm		
10.26	vs. Alabama A&M*	2:30 pm		
11.2	at MVSU*	1:00 pm		
11.9	at Texas Southern*	2:00 pm		
11.16	at Florida State	TBA		
11.22	Prairie View A&M*	2:00 pm		


FUTURE SCHEDULES

all dates are subject to change

2020		2021	
9.5	vs. Tuskegee	11.20	at Auburn
9.19	at Kennesaw State		



ASU STADIUM (opened 2012)



SINGLE GAME ATTENDANCE

Rk	Attend	Opponent	Date
1	27,500	Tuskegee	11/22/12
2	26,222	Tuskegee	9/1/18
3	25,442	Tuskegee	9/2/17
4	20,703	Jacksonville St.	8/31/13
5	18,972	Miles	11/24/16
6	17,560	Jackson State	11/8/14
7	15,725	Tennessee St.	9/6/14
8	15,553	Alcorn State	10/5/17
9	15,322	Edward Waters	11/23/17
10	15,201	Miles	11/21/15
11	15,143	Southern	11/9/13
12	14,428	Jackson State	11/10/18
13	14,396	Stillman	11/28/13
14	13,825	MVSU	9/13/14
15	13,156	Stillman	11/22/14
16	12,503	Alcorn St.	9/28/13
17	12,050	Texas Southern	11/3/18
18	11,825	PVAMU	10/12/13
19	11,751	Grambling St.	9/21/13
20	11,593	MVSU	11/22/18

STADIUM QUICK FACTS

Opened	November 22, 2012
First Game	Tuskegee
Result	L, 25-27
Record	17-14
Surface	Astro-Turf
Capacity	26,500



STADIUM INFORMATION

ASU Stadium on the campus of Alabama State University in Montgomery, Alabama is a 26,500-seat stadium that replaces the Cramton Bowl as the host venue for the Alabama State Hornets football team. The first game in the New ASU Stadium was the 89th Turkey Day Classic on November 22, 2012 in which the Hornets hosted the Tuskegee Golden Tigers. The game was a sell-out and was televised nationally on ESPNU.

The stadium's current capacity sits at 26,500 but the project was designed to allow for future expansion that can expand the capacity to 55,000.

The stadium also holds a restaurant and retail space which welcome visitors to the stadium and area 365 days a year.



UNIVERSITY PRESIDENT



DR. QUINTON T. ROSS, JR. *University President*

Dr. Quinton T. Ross, Jr., is a celebrated alumnus of Alabama State University, having earned the Bachelor of Science degree in Political Science in 1992, a Master of Arts in Education in 1995 and a Doctorate of Education in Educational Leadership, Policy and Law in 2010.

A veteran educator and administrator, Ross began his career as an instructor of English in the Montgomery Public Schools system. He earned progressive positions of leadership, becoming an assistant principal of Booker T. Washington Magnet School in 1998 and principal of that prestigious high school in 2000. Ross also served as an Educational Specialist at the Montgomery Public Schools' Central Office from 2003-04.

In 2004, Ross began an 11-year tenure as the Director of Adult Education at H. Council Trenholm Community College in Montgomery. In that position, he worked as a member of the president's cabinet, establishing and overseeing the Adult Education Division and developing and sustaining community partnerships to advance the literacy needs of Montgomery's adult population.

In 2015, Ross assumed the position of Manager of UniServ Organizing and Staff Consultant for Postsecondary Education with the Alabama Education Association. Ross managed the Northern and Southern Postsecondary UniServ staff, which is responsible for 25 two-year colleges, as well as 11 public colleges and universities.

A dedicated public servant, Ross has served as a member of the Alabama Senate for the past 15 years. During his legislative tenure, Ross was one of seven African-American members of the Senate, was the first African-American male to serve as Senate Minority Leader and was the first Minority Leader elected to a four-year term. Ross also served on several legislative committees, including Bank and Insurance, Confirmation, County and Municipal Government, Finance and Taxation, Education, Transportation and Energy, Military Affairs and Education Youth Affairs (vice-chair).

Ross has received numerous awards for his professional achievements and public service, including the Montgomery Advertiser's 2003 King Spirit Award; the 2005 Dare to Make a Difference Award; the 2005 Young Legend Award; the 2009 Alabama School Board Association's Power of One Award; the 2012 Alabama Adult Education Director's Association Champion Award; the 2016 Beloved Community Award presented by the Alabama State University Friends of the Theater; and the 2017 Business Champion Award from the Business Council of Alabama.

Ross was born in Mobile, Ala., and raised in Pontiac, Mich. He has been a resident of Montgomery for more than 20 years. Ross is married to J. K. Ross, and they have two sons, Quinmari T. Ross and Quinton T. Ross, III. He is a member of Hutchinson Missionary Baptist Church and a member of Omega Psi Phi Fraternity, Inc.





ATHLETIC DIRECTOR



JENNIFER LYNNE WILLIAMS *Director of Athletics*

On October 10, 2018, Jennifer Lynne Williams was elevated to Director of Intercollegiate Athletics at Alabama State University (ASU). Previously, she served as the Interim Athletic Director and Deputy Athletic Director for the Hornets for the 2016-17 and 2017-18 academic years.

Williams brings more than a decade of experience in athletics administration to Alabama State, and has experienced a tremendous amount of success in her first three years in Montgomery. Under the guidance of Williams, Alabama State captured its sixth consecutive Southwestern Athletic Conference (SWAC) Commissioner's Cup by winning ten conference championships. The Hornets' program also captured three regular season conference (or divisional) championships, and had two teams finish as conference runners-up and another finish in the top four in postseason tournaments.

Not only did Alabama State shine on the field, but it did in the classroom as well, as every team reached the threshold to be eligible for postseason play according to the NCAA APR results. The Hornets were also recognized by the SWAC as the recipient of the conference Academic Award, which is given to the athletic program with the most student-athletes with a 3.0 GPA or higher. Success continued off the field for the Hornets as student-athletes, coaches and staff embraced Williams' motto of 'committing to connect,' with many serving actively in the community and presenting nationally in their respective areas.

At ASU, Williams serves on the President's executive leadership team and manages the day-to-day operations of Hornet Athletics. Williams has direct oversight of the Hornet Club, the official fundraising arm of ASU Athletics, and serves as the sport administrator for football, men's and women's basketball and baseball.

Williams comes to Alabama State after spending four years as the Associate Athletic Director for Development and Executive Director of the Aggie Athletic Foundation at North Carolina A&T State University. Williams oversaw all giving initiatives for athletics, establishing and implementing aggressive fundraising programs, while overseeing the athletics marketing department. She was also the liaison between IMG Sports Properties. During her time in Aggieland, Williams raised more than \$4 million dollars in revenue, while doubling the number of donors to athletics. In 2014, the Aggie Athletic Foundation was recognized as a model booster organization by the Council for Advancement and Support of Education (CASE).

Prior to arriving at NC A&T State University, Williams worked at DePaul University as the Assistant Director of Development for Athletics (2009-12). Here, she was responsible for advancing DePaul's athletic fundraising and alumni relationship efforts, increasing annual giving, and producing high level communication pieces for athletic events and fundraising initiatives. Williams worked in development and marketing for Women Leaders in College Sports (formerly the National Association of Collegiate Women Athletics Administrators) and volunteered with the Seahawk Club at the University of North Carolina-Wilmington (2008-09). She began her career in athletic development at North Carolina Central University in 2005.

A four-year letterman and two-year captain in women's basketball at the University of North Carolina at Chapel Hill, Williams began her professional career as a reporter for the Tar Heel Sports Network and a production assistant for Fox Sports South. The Detroit, MI native earned her bachelor's degree as a double major in Journalism and African-American history at North Carolina, and a Master's degree in athletic administration from North Carolina Central, where she graduated magna cum laude.

Williams was recently appointed to the NCAA Division I Council, serving on the Football Oversight Committee as part of her council duties; and is in her third year as an Executive Committee Member of the National Association of Athletic Development Directors (NAADD), an organization which enhances the athletics development and fund raising profession by providing educational, ethical and networking support.

Because of her commitment and service to the industry, Williams was named the 2018 Women Leaders in College Sports Division I (FCS) Administrator of the Year; and recognized by her alma mater, North Carolina Central as a 40 under 40 Class of 2016 honoree, recognizing young NCCU alumni who have made significant contributions in the arts, entertainment, healthcare, sciences, education, law, business, entrepreneurship, philanthropy, public service, or government

Williams currently resides in Montgomery, AL with her husband, Valdez, and daughter, Harper Lynne.



2019 HORNETS ROSTER

NO	NAME	POS	HT	WT	YR	HOMETOWN / PREVIOUS SCHOOL / HIGH SCHOOL
1	Jeremiah Hixon	WR	5-11	165	So.	Spanish Fort, Ala. / Spanish Fort HS
2	Romelo Webster	DB	5-11	174	R-Jr.	Miramar, Fla. / Iowa State / Hallandale HS
2	Jett Even	QB	6-4	215	Gr.	Portland, Ore. / MVSU / Tigard HS
3	Duran Bell	RB	5-10	180	R-So.	Tampa, Fla. / South Florida / Hillsborough HS
4	Bryan West	WR	5-10	143	R-Fr.	Cleveland Heights, Ohio / Glenville HS
5	Naytron Culpepper	DB	6-1	183	So.	Miami, Fla. / South Florida / Carol City HS
5	Dante Norris	RB	6-0	210	Fr.	Warrensville, Ohio / Warrensville Heights HS
6	Jeffrey Hill	DB	5-9	183	R-Sr.	Hollywood, Fla. / Northern Illinois / Miramar HS
7	Darryl Pearson, Jr.	QB	6-3	202	R-Sr.	Duluth, Ga. / Arkansas State / Northview HS
8	Tyrek Allen	WR	6-0	178	Sr.	San Antonio, Texas / San Francisco City / Stevens HS
9	Joshua Knight	WR	5-10	183	So.	Montgomery, Ala. / Park Crossing HS
9	Donelle Thomas	DB	5-11	185	R-Fr.	Miami, Fla. / South Florida / Carol City HS
10	Jimmy Ferrell	TE	6-2	232	R-Jr.	Nashville, Tenn. / Pearl-Cohn HS
10	Keenan Isaac	DB	6-3	187	So.	Midfield, Ala. / Midfield HS
11	Uvakeious McGhee	LB	6-4	243	R-Sr.	Montgomery, Ala. / Troy / Jeff Davis HS
11	Chris Scott	QB	6-4	176	R-Fr.	Natchez, Miss. / East Mississippi CC / Natchez HS
12	KHA'Darris Davis	QB	6-0	184	R-Jr.	Bessemer, Ala. / Bessemer City HS
13	Ryan Nettles	QB	6-4	190	Fr.	Evergreen, Ala. / Hillcrest HS
14	Kobie Jones	DB	5-11	185	R-Jr.	Ocala, Fla. / Dunnellon HS
14	Miles Williams	DB	6-2	190	Sr.	Tampa, Fla. / Wharton HS
15	Jahod Booker	WR	5-11	183	R-So.	Montgomery, Ala. / Memphis / Park Crossing HS
16	Nicholas Terry	LB	6-4	235	Jr.	Youngstown, Ohio / Fort Union Military Academy
17	Daniel Troutman	DB	6-0	196	So.	Atlanta, Ga. / Mays HS
19	Michael Jefferson	WR	6-3	194	So.	Mobile, Ala. / Murphy HS
20	Ezra Gray	RB	5-9	180	Sr.	Lynn Haven, Fla. / Mosley HS
21	Jacoby Merritt	RB	5-11	170	Fr.	Montgomery, Ala. / Sidney Lanier HS
22	Irshaad Davis	DB	5-9	189	Fr.	Opa Locka, Fla. / Carol City HS
23	Anthony Jones, Jr.	RB	5-10	210	R-Jr.	Chelsea, Ala. / Chelsea HS
23	Bryce Webster	LB	6-1	194	R-Fr.	Columbus, Ga. / Spencer HS
24	Joshua Hill	DB	5-10	196	Sr.	Prichard, Ala. / Vigor HS
25	Lawrence Tolbert	DB	6-3	191	Jr.	Mobile, Ala. / Murphy HS
25	Nygel Shamburger	RB	5-10	165	Fr.	Prichard, Ala. / Vigor HS
26	Kimar Martin	DB	5-9	170	Sr.	Deerfield Beach, Fla. / Deerfield Beach HS
27	Aaron Pope	DB	6-0	181	Sr.	Cleveland, Ohio / Glenville HS
28	Daniel Neal	WR	5-11	185	Fr.	Warner Robins, Ga. / Northside Warner Robins HS
29	Kobi Crabb	DB	6-1	167	Fr.	Alexander City, Ala. / Benjamin Russell HS
30	Claudio Quintanilla	K/P	5-10	186	R-Fr.	Atlanta, Ga. / Tri-Cities HS
30	Christian McDowell	DB	5-11	160	Fr.	Edgewood, Md. / Edgewood HS
32	Talesin Farmer	RB	6-0	222	Jr.	Garfield Heights, Ohio / Glenville HS
32	Kris Jones	DB	6-0	185	Fr.	Montgomery, Ala. / Sidney Lanier HS
33	Alaine Wint	DB	5-11	170	Sr.	Sunrise, Fla. / Piper HS
34	Devon Booker	DB	6-1	193	Sr.	Cincinnati, Ohio / Winton Woods HS
35	Anthony Craven	P/K	6-2	227	Sr.	Linden, Calif. / American River College / Linden HS
35	Jonathan Fells	RB	6-0	205	Fr.	Ozark, Ala. / Carroll HS
36	Dontrey Manley	RB	5-10	185	So.	Union Springs, Ala. / Bullock County HS
36	Brandon Rogers	LB	6-1	227	R-Fr.	Mobile, Ala. / Murphy HS
38	Xavius Mitchell	DB	5-9	195	R-Fr.	Lithonia, Ga. / Arabia Mountain HS
39	Damecus Thomas	DB	5-11	175	Fr.	Anniston, Ala. / Anniston HS
40	Tre'Shun Wilson	LB	6-0	225	R-Jr.	Montgomery, Ala. / Toledo / Lee HS
41	Devonte Webster	LB	6-1	178	So.	Columbus, Ga. / Spencer HS
42	Cameron Lemons	LB	6-1	192	Fr.	Munford, Ala. / Munford HS
45	Cameron Rampersaud	DL	6-4	271	R-Sr.	Kissimmee, Fla. / ND College of Sciences / Liberty HS
46	Darron Johnson	LB	6-1	216	Sr.	Memphis, Tenn. / Ridgeway HS
48	Trevor Goodrum	DL	6-4	209	Jr.	Pompano Beach, Fla. / Georgia Prep / Blanch Eley HS
49	Kevin Olds	LB	6-1	215	Fr.	Perrysburg, Ohio / Perrysburg HS
50	Darius King	LB	5-11	222	R-Jr.	Phenix City, Ala. / Central HS
52	Austin Brundidge	LB	5-11	210	R-So.	Birmingham, Ala. / Presbyterian / Ramsay HS
53	Hunter Hanson	K	5-9	181	Jr.	Montgomery, Ala. / Alabama Christian Academy
54	Luke Barnes	LS	6-1	200	Jr.	Tempe, Ariz. / Mesa CC / Marcos de Niza HS
54	Jake Howard	LB	6-1	210	Fr.	Prattville, Ala. / Prattville HS

NO	NAME	POS
56	Colton Adams	LB
59	Abraham Adesipe	LB
8	Tyrek Allen	WR
78	Robert Alston	OL
77	Josh Anjorin	OL
54	Luke Barnes	LS
3	Duran Bell	RB
50	Samuel Blackshear	OL
34	Devin Booker	DB
15	Jahod Booker	WR
79	Robert Boyd	OL
75	De'Andre Brown	OL
86	Larry Brown	TE
71	Leeward Brown	OL
52	Austin Brundidge	LB
62	Juwan Callines	OL
96	J'Lan Carson	DL
	Joshua Campbell	QB
89	Devin Chambliss	LB
94	Christian Clark	DL
84	Wallace Corker	WR
29	Kobi Crabb	DB
35	Anthony Craven	P/K
5	Naytron Culpepper	DB
	Tadarian Dale	TE
22	Irshaad Davis	DB
12	KHA'Darris Davis	QB
83	Terrance Ellis	DL
2	Jett Even	QB
32	Talesin Farmer	RB
35	Jonathan Fells	RB
10	Jimmy Ferrell	TE
	Joshua Fisher	DB
	Darryl Flowers	DB
48	Trevor Goodrum	DL
20	Ezra Gray	RB
	Ta'Ron Greenwood	DB
78	Jaterrius Gulley	DL
53	Hunter Hanson	PK
65	Juwan Hayes	OL
6	Jeffrey Hill	DB
24	Joshua Hill	DB
1	Jeremiah Hixon	WR
54	Jake Howard	LB
67	Trevonte Howard	OL
10	Keenan Isaac	DB
19	Michael Jefferson	WR
68	Jimmie Jenkins	DT
46	Darron Johnson	LB
72	Joseph Jones	DL
89	Keron Jones	WR
14	Kobie Jones	DB
32	Kris Jones	DB
23	Anthony Jones, Jr.	RB
50	Darius King	LB
9	Joshua Knight	WR
88	Nygel Lee	WR
42	Cameron Lemons	DB
	Justin Lewis	RB
97	Damon Lloyd	DL



2019 HORNETS ROSTER

NO	NAME	POS	HT	WT	YR	HOMETOWN / PREVIOUS SCHOOL / HIGH SCHOOL
56	Colton Adams	LB	6-2	220	Fr.	Wetumpka, Ala. / Wetumpka HS
59	Abraham Adesipe	LB	6-3	195	R-So.	Houston, Texas / Alief Taylor HS
60	Carl Thompson	OL	6-3	301	Sr.	Miami, Fla. / Miami Jackson Senior HS
62	Juwan Callines	OL	6-6	335	So.	Portsmouth, Va. / I.C. Norcom HS
65	Jordan Williams	OL	6-4	313	R-Jr.	Tallahassee, Fla. / Rickards HS
65	Juwan Hayes	OL	6-2	303	Fr.	Columbia, S.C. / Heathwood Hall Episcopal HS
66	Taurrian Stafford	OL	6-5	350	R-Fr.	Miami Beach, Fla. / Miami Central HS
67	Trevonte Howard	OL	6-4	342	R-So.	Union Springs, Ala. / Bullock County HS
68	Jimmie Jenkins	DL	6-4	255	Fr.	Cleveland, Ohio / Glenville HS
70	Charlie Maxwell	OL	6-4	293	R-Fr.	Florence, Ala. / Florence HS
71	Leeward Brown	OL	6-4	335	R-So.	Miami, Fla. / Tulane University / Miramar HS
72	Joseph Jones	DL	6-4	260	Fr.	Cleveland, Ohio / Glenville HS
73	Travon Taylor	OL	6-4	270	Fr.	Miami, Fla. / Miami Central HS
75	De'Andre Brown	OL	6-6	300	R-Sr.	Tampa, Fla. / Monroe College / Wharton HS
75	Marreo Thomas	DL	6-0	273	Fr.	Anniston, Ala. / Saks HS
77	Randall Smith	DL	6-4	280	Jr.	Panama City, Fla. / Rutherford HS
77	Josh Anjorin	OL	6-3	290	Fr.	Douglasville, Ga. / New Manchester HS
78	Robert Alston	OL	6-3	312	Fr.	Linden, Ala. / Linden HS
78	Jaterrius Gulley	DL	6-2	350	R-Sr.	Hoover, Ala. / BYU / Hoover HS
79	Robert Boyd	OL	6-6	300	Fr.	Deerfield Beach, Fla. / Deerfield Beach HS
80	Delancey Tolliver	WR	6-4	193	R-Fr.	Montgomery, Ala. / Sidney Lanier HS
81	Marquez Spencer	WR	6-0	183	Jr.	Atlanta, Ga. / Coffeyville CC / Atlanta Sports Aca.
82	Moses Marshall	TE	6-3	232	R-Jr.	Cleveland, Ohio / Kansas / Erie CC / Brush HS
83	Terrance Ellis	DL	6-4	205	R-Fr.	Stockbridge, Ga. / Woodland HS
84	Wallace Corker	WR	6-4	175	Jr.	Stockbridge, Ga. / Woodland HS
85	Dre'lin Potts	WR	6-4	190	Fr.	Hogansville, Ga. / Callaway HS
86	Larry Brown	TE	6-4	258	Sr.	Atlanta, Ga. / Maynard Jackson HS
87	Ismail Saleem	WR	5-11	178	R-Sr.	Montgomery, Ala. / Troy / Carver HS
88	Nygel Lee	WR	6-1	193	Sr.	Midlothain, Va. / James River HS
89	Devin Chambliss	LB	6-0	225	Fr.	Suffolk, Va. / King's Fork HS
89	Keron Jones	WR	5-10	203	Fr.	Oxon Hill, Md. / Potomac HS
90	Lucky Oyovwi	LB	6-4	225	R-Jr.	Elmore, Ala. / Troy / Edgewood Academy
92	Andrew Ogletree	DL	6-4	276	So.	Columbus, Ga. / Carver HS
94	Christian Clark	DL	6-1	380	Sr.	Euclid, Ohio / Glenville HS
95	Isaac Nickson	DL	6-4	312	Sr.	Banks, Ala. / Pike County HS
96	J'Lan Carson	DL	5-11	290	Sr.	Phenix City, Ala. / Central HS
97	Damon Lloyd	DL	6-4	264	R-Fr.	Huntsboro, Ala. / Russell County HS
99	Herbert Parham	DL	5-11	360	R-Fr.	Edgewood, Md. / Edgewood HS
	Joshua Campbell	QB	6-0	200	Fr.	Lithonia, Ga. / Arabia Mountain HS
	Tadarian Dale	TE	5-11	230	R-Fr.	Prichard, Ala. / Vigor HS
	Eric Felts	DB	5-11	184	R-Fr.	Prichard, Ala. / Vigor HS
	Joshua Fisher	DB	5-11	162	R-So.	Riverside, Calif. / King HS
	Darryl Flowers	DB	5-11	170	Fr.	Montgomery, Ala. / Carver HS
	Ta'Ron Greenwood	DB	6-3	170	Fr.	Huntsville, Ala. / Mae Jemison HS
	Justin Lewis	RB	5-10	180	Fr.	Montgomery, Ala. / Sidney Lanier HS
	Montavious Pogue	LB	6-1	190	Jr.	Dadeville, Ala. / Dadeville HS
	Dakota Rocker	QB	6-2	185	R-Sr.	Atlanta, Ga. / Tuskegee / Westlake HS
	Nicholas Smith	LB	6-3	218	R-So.	Mobile, Ala. / Murphy HS

NO	NAME	POS
36	Dontrey Manley	RB
30	Christian McDowell	DB
11	Uvakeious McGhee	LB
82	Moses Marshall	TE
26	Kimar Martin	DB
70	Charlie Maxwell	OL
21	Jacory Merritt	RB
38	Xavius Mitchell	DB
28	Daniel Neal	WR
13	Ryan Nettles	QB
95	Isaac Nickson	DL
5	Dante Norris	RB
92	Andrew Ogletree	DL
49	Kevin Olds	LB
90	Lucky Oyovwi	LB
99	Herbert Parham	DL
7	Darryl Pearson, Jr.	QB
	Montavious Pogue	LB
27	Aaron Pope	DB
85	Dre'lin Potts	WR
30	Carlos Quintinilla	K/P
45	Cameron Rampersaud	DL
	Dakota Rocker	QB
36	Brandon Rogers	LB
87	Ismail Saleem	WR
11	Chris Scott	QB
	Nicholas Smith	LB
77	Randall Smith	OL
25	Nygel Shamburger	RB
81	Marquez Spencer	WR
66	Taurrian Stafford	OL
73	Travon Taylor	OL
16	Nicholas Terry	LB
39	Damecus Thomas	DB
9	Donelle Thomas	DB
75	Marreo Thomas	DL
60	Carl Thompson	OL
25	Lawrence Tolbert	DB
80	Delancey Tolliver	WR
17	Daniel Troutman	DB
23	Bryce Webster	LB
41	Devonte Webster	LB
2	Romelo Webster	LB
4	Bryan West	WR
65	Jordan Williams	OL
14	Miles Williams	DB
40	Tre'Shun Wilson	LB
33	Alaine Wint	DB

Numbers are subject to change



RETURNING PLAYERS



59
ABRAHAM ADEISPE
LINEBACKER

6-3 | 200 | R-Sophomore | 1L
Houston, Texas (Alief Taylor HS)

2018 (at Alabama State): Played in eight games during redshirt freshman campaign... Recorded seven tackles, including four solo stops... Recorded 2.5 tackles for loss and 1.0 sack during first full season on the field... Recorded one quarterback hurry.

2017 (at Alabama State): Received a redshirt during first year of collegiate football.

High School: Played at Alief Taylor High School in Houston (Texas)... Played both defensive end and outside linebacker... Helped lead his team to a 9-2 record overall... Averaged 6.5 tackles per game during senior season.

ADEISPE'S CAREER STATISTICS

Year	G	Tkls	Int-Yds	TFL	PBU	FR	FC	QBH
2018	8	7	0-0	2.5	0	0	0	1
2017	redshirted - DNP							
Totals	8	7	0-0	2.5	0	0	0	1

ADEISPE'S 2018 GAME-BY-GAME

Opponent	Tkls	Int-Yds	TFL	PBU	FR	FC	QBH
Grambling St.	0	0-0	0	0	0	0	0
Alcorn St.	2	0-0	0	0	0	0	0
South Alabama	0	0-0	0	0	0	0	0
Alabama A&M	0	0-0	0	0	0	0	0
Texas Southern	0	0-0	0	0	0	0	0
Jackson St.	0	0-0	0	0	0	0	0
PVAMU	2	0-0	0.5	0	0	0	0
MVSU	3	0-0	2.0	0	0	0	1
Totals	7	0-0	2.5	0	0	0	1



14
JASEAN ALLEN
LONG SNAPPER

5-8 | 163 | R-Freshman | RS
Stockbridge, Ga. (Stockbridge HS)

2018 (at Alabama State): Received a redshirt during first year of collegiate football.

High School: Played at Stockbridge High School... Played both

offense and defense... Named All-Region on defense.

ALLEN'S CAREER STATISTICS

Year	G	Tkls	Int-Yds	TFL	PBU	FR	FC	QBH
2018	redshirted - DNP							
Totals	0	0	0-0	0	0	0	0	0



8
TYREK ALLEN
RECEIVER

6-0 | 168 | Senior | 1L
San Antonio, Texas (SF City College / Stevens)

2018 (at Alabama State): Played in 11 games during first season at school, leading team in receiving yards... Caught 12 passes for 351 yards... Averaged 29.25 yards per reception... Caught three touchdown passes during junior season, all over 50 yards... Longest reception of the season was 78 yards... Averaged 31.91 yards per game...

Previous School: Played at San Francisco City College... Caught a pair of touchdown passes... Recorded a career-long catch of 59 yards... Played freshman season at Trinity Valley Community College.

High School: Played at Stevens High School in San Antonio (Texas)... Averaged 8.1 yards per receptions during senior season... Scored a total of 11 touchdowns in final year.

ALLEN'S CAREER STATISTICS

Year	G	Att	Yds	Avg	TD	Rec	Yds	Avg	TD
2018	11	0	0	0.0	0	12	351	29.3	3
Totals	11	0	0	0.0	0	12	351	29.3	3

ALLEN'S 2018 GAME-BY-GAME

Opponent	Att	Yds	Avg	TD	Rec	Yds	Avg	TD
Tuskegee	0	0	0.0	0	1	68	68.0	1
Auburn	0	0	0.0	0	1	10	10.0	0
Kennesaw St.	0	0	0.0	0	2	86	43.0	1
Grambling St.	0	0	0.0	0	1	10	10.0	0
Alcorn St.	0	0	0.0	0	1	8	8.0	0
South Alabama	0	0	0.0	0	1	75	75.0	1
Alabama A&M	0	0	0.0	0	3	62	20.6	0
Texas Southern	0	0	0.0	0	0	0	0.0	0
Jackson State	0	0	0.0	0	1	12	12.0	0
PVAMU	0	0	0.0	0	0	0	0.0	0
MVSU	0	0	0.0	0	1	20	20.0	0
Totals	0	0	0.0	0	12	351	29.3	3



34
DEVIN BOOKER
DEFENSIVE BACK

6-1 | 180 | Senior | 3L
Cincinnati, Ohio (Winton Woods HS)

2018 (at Alabama State): Played in 10 games as a junior... Recorded 16 total tackles, including 11 solo stops... Recorded 1.0 tackles for loss, totaling seven yards in losses... Recovered a pair of fumbles, while forcing another... Blocked one kick.

2017 (at Alabama State): Played in 10 games in a reserve role and on special teams... Finished the season with 14 total tackles, including eight solo stops during sophomore season... Recorded a tackle for loss for three yards.

2016 (at Alabama State): Played in six games... Registered five tackles, including four assisted... Added three assisted tackles at UT-San Antonio... Recorded one sack for a loss of two yards against Miles.

High School: Played at Selma High School.

BOOKER'S CAREER STATISTICS

Year	G	Tkls	Int-Yds	TFL	PBU	FR	FC	QBH
2018	10	11	0-0	1	0	2	1	0
2017	10	14	0-0	1	0	0	0	0
2016	9	2	0-0	0	0	0	1	0
Totals	29	27	0-0	2	0	2	2	0

BOOKER'S 2017 GAME-BY-GAME

Opponent	Tkls	Int-Yds	TFL	PBU	FR	FC	QBH
Tuskegee	1	0-0	0	0	0	0	0
Auburn	0	0-0	0	0	2	0	0
Kennesaw St.	1	0-0	0	0	0	0	0
Grambling St.	2	0-0	0	0	0	1	0
Alcorn St.	3	0-0	0	0	0	0	0
South Alabama	4	0-0	0	0	0	0	0
Alabama A&M	0	0-0	0	0	0	0	0
Texas Southern	2	0-0	1	0	0	0	0
Jackson State	1	0-0	0	0	0	0	0
PVAMU	2	0-0	0	0	0	0	0
Totals	11	0-0	1	0	2	1	0



RETURNING PLAYERS



75

DE'ANDRE
BROWN

OFFENSIVE LINE

6-6 | 289 | R-Senior | 1L
Tampa, Fla. (Monroe College / Wharton HS)

2018 (at Alabama State): Played in 11 games, starting at left and right tackle, opposite of first round pick Tytus Howard.

2017 (at Alabama State): Saw action in two games, earned redshirt for the season.

Previous School: Played at Monroe College... Started on the offensive line in a win over Erie Community College... Part of a line that helped Ryan Fulse rush for 108 yards on September 3... Also part of a line that saw Ryan Fulse reach 100 rushing yards and Aaron Williams score four rushing touchdowns against Nassau Community College (September 10)... Saw action against Wagner JV (September 18).

High School: Played at Wharton High School.



86

LARRY
BROWN III

TIGHT END

6-4 | 258 | Senior | 3L
Atlanta, Ga. (Maynard Jackson HS)

2018 (at Alabama State): Played in six games after missing the early portion of the season due to injury... Caught three passes for 40 yards... Averaged 13.33 yards per catch... Caught a long pass of 29 yards... Averaged 6.67 yards per game.

2017 (at Alabama State): Played in all 11 games at tight end for the Hornets... Did not catch a pass, but helped to anchor offensive line that helped Alabama State win five of their last six games.

2016 (at Alabama State): Appeared in three games... caught one pass for nine yards.

Prep School: Played at Fort Union Military School.

High School: Played at Maynard Jackson High School in Atlanta (Ga.).

BROWN'S CAREER STATISTICS

Year	G	Att	Yds	Avg	TD	Rec	Yds	Avg	TD
2018	6	0	0	0.0	0	3	40	13.3	0
2017	11	0	0	0.0	0	0	0	0.0	0
2016	3	0	0	0.0	0	1	9	9.0	0
Totals	20	0	0	0.0	0	4	49	12.3	0

BROWN'S 2018 GAME-BY-GAME

Opponent	Att	Yds	Avg	TD	Rec	Yds	Avg	TD
Alcorn St.	0	0	0.0	0	1	4	4.0	0
Alabama AGM	0	0	0.0	0	1	7	7.0	0
Texas Southern	0	0	0.0	0	0	0	0.0	0
Jackson State	0	0	0.0	0	0	0	0.0	0
PVAMU	0	0	0.0	0	1	29	29.0	0
MVSU	0	0	0.0	0	0	0	0.0	0
Totals	0	0	0.0	0	3	40	13.3	0



71

LEEWARD
BROWN

OFFENSIVE LINE

6-4 | 335 | R-Senior | 1L
Miami, Fla. (Tulane / Miramar HS)

2018 (at Alabama State): Played in 11 games, starting all 11 as a transfer at both guard positions.

Previous School (at Tulane): Played two seasons at Tulane... Played in 12 games as a sophomore... Played and started in all 12 games as a freshman... Started at left guard against Navy on September 17... Did not play as a true freshman, receiving redshirt.

High School: Three-year letterman at Miramar High for coaches Damon Cogdell and Matt Strout... Rated a three-star recruit by Rivals.com, Scout.com, ESPN.com and 247Sports.com... Tabbed the No. 33 guard nationally by 247Sports.com while garnering the No. 42, No. 54 and No. 68 positional ranking by ESPN.com, Rivals.com and Scout.com, respectively... Listed as the no. 22 guard in The South and the No. 5 guard in the state from Scout.com, the No. 93 prospect in the Florida to go with a 78 Scout Grade from ESPN.com and the No. 71 recruit in the state with an 88 rating from 247Sports.com... Helped lead the Patriots to a combined 27-10 overall record, a 15-2 mark in District 12-5A action and three-consecutive state playoff bids, including a district title and a trip to the regional finals as a junior... Named first-team all-district while claiming All-Broward County from the Miami Herald and Sun-Sentinel his final two prep seasons... Selected to participate in the BCAA All-Star Game and the Offense-Defense All-American Game following his senior campaign... Also lettered once in track and field.



45

AUSTIN
BRUNDIDGE

LINEBACKER

5-11 | 210 | R-Sophomore | 1L
Birmingham, Ala. (Presbyterian / Ramsey HS)

2018 (at Alabama State): Played in five games during first season at Alabama State... Recorded eight tackles, including five solo stops... Recorded 0.5 tackles for loss, totaling two yards.

Previous School (at Presbyterian): Signed with Presbyterian College out of high school, did not play and received redshirt.

High School: Played at Ramsey High School in Birmingham... Helped lead team to a 14-2 record overall during senior season... Played both, middle and outside, linebacker during his prep career... Won a State Championship as a senior... Named team's Most Improved Player as a junior... Coached by Ruben Nelson Jr. at Ramsay High School... Member of the Beta Club... IB Candidate.

BRUNDIDGE'S CAREER STATISTICS

Year	G	Tkls	Int-Yds	TFL	PBU	FR	FC	QBH
2018	5	8	0-0	0.5	0	0	0	0
2017	redshirted - DNP							
Totals	5	8	0-0	0.5	0	0	0	0

BRUNDIDGE'S 2018 GAME-BY-GAME

Opponent	Tkls	Int-Yds	TFL	PBU	FR	FC	QBH
South Alabama	0	0-0	0	0	0	0	0
Alabama AGM	2	0-0	0	0	0	0	0
Jackson State	0	0-0	0	0	0	0	0
PVAMU	3	0-0	0.5	0	0	0	0
MVSU	3	0-0	0	0	0	0	0
Totals	8	0-0	0.5	0	0	0	0



62

JUAN
CALLINES

OFFENSIVE LINE

6-6 | 357 | R-Freshman | RS
Portsmouth, Va. (I.C. Norcom HS)

2018 (at Alabama State): Played in four games as a true freshman as a back-up offensive lineman, earning a redshirt.

High School: Played both guard and tackle... Helped lead his team to a 9-2 overall record during senior season... Had several



RETURNING PLAYERS

offers coming out of high school, both FCS and FBS schools.



96
J'LAN
CARSON
DEFENSIVE LINE

5-11 | 260 | R-Junior | 2L
Phenix City, Ala. (Central HS)

2018 (at Alabama State): Played in 11 games on the defensive line... Recorded 13 tackles from his interior defensive line position, including one solo stop... Recorded 1.5 tackles for loss, totaling 13 yards.

2017 (at Alabama State): Played six games on the defensive line... Recorded nine total tackles, including five solo stops... Finished with a pair of tackles for loss, totaling five yards... Recorded his first collegiate sack... Recorded a pair of quarterback hurries and forced a fumble.

High School: Played at Central (Phenix City) High School... Helped team to a 9-4 record during senior season, including a 5-1 region mark and a berth in the state playoffs.

CARSON'S CAREER STATISTICS

Year	G	Tkls	Int-Yds	TFL	PBU	FR	FC	QBH
2018	11	13	0-0	1.5	0	0	0	0
2017	6	9	0-0	2	0	0	1	2
2016	DNP - redshirted							
Totals	17	22	0-0	3.5	0	0	1	2

CARSON'S 2018 GAME-BY-GAME

Opponent	Tkls	Int-Yds	TFL	PBU	FR	FC	QBH
Tuskegee	1	0-0	0.5	0	0	0	0
Auburn	1	0-0	0	0	0	0	0
Kennesaw St.	0	0-0	0	0	0	0	0
Grambling St.	0	0-0	0	0	0	0	0
Alcorn St.	5	0-0	0.5	0	0	0	0
South Alabama	2	0-0	0	0	0	0	0
Alabama A&M	0	0-0	0	0	0	0	0
Texas Southern	0	0-0	0	0	0	0	0
Jackson State	3	0-0	0.5	0	0	0	0
PVAMU	0	0-0	0	0	0	0	0
MVSU	1	0-0	0	0	0	0	0
Totals	13	0-0	1.5	0	0	0	0



94
CHRISTIAN
CLARK
DEFENSIVE LINE

6-1 | 373 | R-Junior | 2L
Euclid, Ohio (Glenville HS)

2018 (at Alabama State): Played in 11 games on the interior of the defensive line... Recorded 53 total tackles, fifth highest total on the team... Recorded 22 solo stops... Garnered 5.0 tackles for loss, totaling 11 yards... Recorded a pair of pass breakups on batted balls... Had a quarterback hurry and one fumble recovery... Also recorded a blocked kick.

2017 (at Alabama State): Played in all 11 games... Finished the season with 24 total tackles, including 10 solo stops... Finished the season with 4.5 tackles for loss, totaling 17 yards... Recorded his first collegiate sack, totaling nine yards... Recorded one pass breakup and four quarterback hurries... Recorded a career-high five tackles against Kennesaw State with a tackle for loss, and a sack... Also recorded four tackles against Prairie View A&M.

2016 (at Alabama State): Member of offensive line, earned redshirt.

High School: Played at Glenville High School and Ginn Academy.

CLARK'S CAREER STATISTICS

Year	G	Tkls	Int-Yds	TFL	PBU	FR	FC	QBH
2018	11	53	0-0	5.0	2	1	0	1
2017	11	24	0-0	4.5	1	0	0	4
2016	DNP - redshirted							
Totals	22	77	0-0	9.5	3	1	0	5

CLARK'S 2018 GAME-BY-GAME

Opponent	Tkls	Int-Yds	TFL	PBU	FR	FC	QBH
Tuskegee	5	0-0	0	0	0	0	0
Auburn	1	0-0	0	0	0	0	0
Kennesaw St.	3	0-0	1	0	0	0	0
Grambling St.	8	0-0	1	1	0	0	1
Alcorn St.	9	0-0	0	0	0	0	0
South Alabama	3	0-0	0	0	0	0	0
Alabama A&M	5	0-0	0	0	0	0	0
Texas Southern	7	0-0	1	1	0	0	0
Jackson State	5	0-0	0	0	1	0	0
PVAMU	1	0-0	0	0	0	0	0
MVSU	6	0-0	2	0	0	0	0
Totals	53	0-0	5.0	2	1	0	1



84
WALLACE
CORKER
RECEIVER

6-4 | 174 | Junior | 2L
Stockbridge, Ga. (Woodland HS)

2018 (at Alabama State): Played in 11 games... Caught a team-high 18 passes during sophomore campaign... Recorded 177 yards receiving, averaging 9.83 yards per catch... Averaged 16.09 yards per game, and recorded a season-long reception of 42 yards.

2017 (at Alabama State): Played in all 11 games as a true freshman... Caught eight passes for 54 yards... Averaged 6.75 yards per catch, and a season-long reception of 14 yards... Averaged 4.91 yards per game... Caught a career-high four passes for 30 yards against Tuskegee... Also added a pair of catches against Tuskegee in the season opener.

High School: A three-star prospect from Woodland High School in Stockbridge, Ga... Class 5A Second Team selection at wide receiver... Scored two touchdowns as a junior... Caught a 41-yard touchdown during senior season against Ola... Finished his final year with 433 yards on 30 receptions, with five touchdowns.

CORKER'S CAREER STATISTICS

Year	G	Att	Yds	Avg	TD	Rec	Yds	Avg	TD
2018	11	0	0	0.0	0	18	177	9.8	0
2017	11	0	0	0.0	0	8	54	6.8	0
Totals	22	0	0	0.0	0	26	231	8.8	0

CORKER'S 2018 GAME-BY-GAME

Opponent	Att	Yds	Avg	TD	Rec	Yds	Avg	TD
Tuskegee	0	0	0.0	0	2	4	2.0	0
Auburn	0	0	0.0	0	1	5	5.0	0
Kennesaw St.	0	0	0.0	0	2	3	1.5	0
Grambling St.	0	0	0.0	0	4	24	6.0	0
Alcorn St.	0	0	0.0	0	3	51	17.0	0
South Alabama	0	0	0.0	0	1	15	15.0	0
Alabama A&M	0	0	0.0	0	3	37	12.3	0
Texas Southern	0	0	0.0	0	1	20	20.0	0
Jackson State	0	0	0.0	0	1	18	18.0	0
PVAMU	0	0	0.0	0	0	0	0.0	0
MVSU	0	0	0.0	0	0	0	0.0	0
Totals	0	0	0.0	0	18	177	9.8	0



RETURNING PLAYERS



35

**ANTHONY
CRAVEN**

PUNTER

**6-2 | 227 | Senior | 1L
Linden, Calif. (American River JC / Linden HS)**

2018 (at Alabama State): Named Second Team All-SWAC at the conclusion of the season... Finished the year averaging 42.7 yards per punt, placing him among the conference and national leaders in that category... Punted the ball 78 times for a total of 3,331 yards... Recorded a long punt of 80 yards... Recorded 29 punts that were inside the 20 and another 20 of 50-plus yards on the season... Forced seven fair catches.

Previous School (at American River College): Played at American River College... Averaged 40 yards per punt ... Finished the season with a long of 61 and two touchbacks ... Forced 10 fair catches and 14 punts inside the 20 ... Ran a pair of fake punts, picking up 19 yards on the ground ... Played for coach Jon Osterhout.

High School: Played at Linden High School... Played quarterback and linebacker... Finished senior season with 845 yards passing and eight touchdowns... Went 58-132 with 13 interceptions and averaged 105.6 yards per game passing during senior season.

CRAVEN'S CAREER STATISTICS

Year	No.	Yds	Avg	I20	50+
2018	78	3,311	42.7	29	20
Totals	78	3,311	42.7	29	20

CRAVEN'S 2018 GAME-BY-GAME

Opponent	No.	Yds	Avg	I20	50+
Tuskegee	3	135	45.0	1	1
Auburn	10	438	43.8	4	3
Kennesaw St.	7	305	43.6	1	3
Grambling St.	8	336	42.0	5	2
Alcorn St.	10	412	41.2	3	0
South Alabama	7	321	45.9	3	2
Alabama A&M	6	255	42.5	2	1
Texas Southern	6	262	43.7	4	2
Jackson State	9	371	41.2	1	2
PVAMU	6	220	36.7	2	2
MVSU	6	276	46.0	3	2
Totals	78	3,311	42.7	29	20



**TADARIAN
DALE**

TIGHT END

**5-11 | 230 | R-Freshman | RS
Prichard, Ala. (Vigor HS)**

2018 (at Alabama State): Played in four games, but earned redshirt.

High School: Played fullback at Vigor High School alongside Eric Felts... Helped team finish 11-4 overall and 5-1 in region play... Rushed for 280 yards and recorded four touchdowns.

DALE'S CAREER STATISTICS

Year	G	Att	Yds	Avg	TD	Rec	Yds	Avg	TD
2018	4	0	0	0.0	0	0	0	0.0	0
Totals	4	0	0	0.0	0	0	0	0.0	0

DALE'S 2018 GAME-BY-GAME

Opponent	Att	Yds	Avg	TD	Rec	Yds	Avg	TD
Tuskegee	0	0	0.0	0	0	0	0.0	0
Kennesaw St.	0	0	0.0	0	0	0	0.0	0
South Alabama	0	0	0.0	0	0	0	0.0	0
PVAMU	0	0	0.0	0	0	0	0.0	0
Totals	0	0	0.0	0	0	0	0.0	0



12

**KHA'DARRIUS
DAVIS**

QUARTERBACK

**6-0 | 184 | R-Junior | 2L
Bessemer, Ala. (Bessemer City HS)**

2018 (at Alabama State): Played in eight games and earned six starts during redshirt sophomore season... Finished the year 92-for-173 for a 53.18 completion percentage... Threw 10 touchdowns and seven interceptions... Finished the season with 961 yards passing, including a long of 75... Averaged 106.78 yards per game passing... Recorded a 110.82 efficiency rating... Also ran for 123 yards on 71 carries and a touchdown.

2017 (at Alabama State): Played in one game, the Turkey Day Classic against Edward Waters... Finished 0-for-3 in the contest.

2016 (at Alabama State): Did not play, received redshirt.

High School: Played at Bessemer City High School... Helped team win a championship in 2012, finishing 13-1.

DAVIS' CAREER STATISTICS

Year	G	Att	Yds	Avg	TD	C-A-I	Yds	TD
2018	8	71	123	1.7	1	92-173-7	961	10
2017	1	1	-1	-1.0	0	0-3-0	0	0
Totals	10	72	122	1.7	1	92-176-7	961	10

DAVIS' 2018 GAME-BY-GAME

Opponent	Att	Yds	Avg	TD	C-A-I	Yds	TD
Auburn	2	-14	-7.0	0	3-7-1	39	1
Grambling St.	3	-17	-5.7	0	4-11-1	53	0
Alcorn St.	12	-10	-0.8	0	20-36-1	155	2
South Alabama	5	-1	-0.2	0	4-8-0	101	1
Alabama A&M	12	8	0.7	0	21-37-1	181	0
Texas Southern	24	104	4.3	1	16-25-2	171	2
Jackson State	5	-10	-2.0	0	3-10-1	24	0
MVSU	8	18	2.3	0	21-39-0	237	4
Totals	71	123	1.7	1	92-176-7	961	10



83

**TERRANCE
ELLIS**

TIGHT END

**6-4 | 205 | R-Freshman | RS
Stockbridge, Ga. (Woodland HS)**

2018 (at Alabama State): Played in two games, but earned redshirt.

High School: Recorded 33 total tackles, including 12 solo stops during senior season... Finished with a pair of sacks and a forced fumble.

ELLIS' CAREER STATISTICS

Year	G	Att	Yds	Avg	TD	Rec	Yds	Avg	TD
2018	2	0	0	0.0	0	0	0	0.0	0
Totals	2	0	0	0.0	0	0	0	0.0	0

ELLIS' 2018 GAME-BY-GAME

Opponent	Att	Yds	Avg	TD	Rec	Yds	Avg	TD
Auburn	0	0	0.0	0	0	0	0.0	0
Kennesaw St.	0	0	0.0	0	0	0	0.0	0
Totals	0	0	0.0	0	0	0	0.0	0



RETURNING PLAYERS



32

**TALESIN
FARMER**

RUNNING BACK

**6-0 | 218 | Junior | 2L
Garfield Heights, Ohio (Glenville HS)**

2018 (at Alabama State): Played in nine games... Rushed for 220 yards, third-highest on the team, on 60 carries... Averaged 3.4 yards per carry... Scored first career rushing touchdown... Ran for a season-long rush of 22 yards... Averaged 22.44 yards per game... Recorded eight catches for 90 yards... Averaged 10.33 yards per reception, and caught a season-long pass of 20 yards... Averaged 10 yards receiving per game.

2017 (at Alabama State): Played in 11 games on special teams and as a reserve running back... Rushed seven times for 23 yards... Averaged 2.7 yards per carry... Had a season-long rush of 10 yards... Averaged 1.73 yards per game.

High School: Played at Glenville High School in Cleveland.

FARMER'S CAREER STATISTICS

Year	G	Att	Yds	Avg	TD	Rec	Yds	Avg	TD
2018	9	60	220	3.4	1	8	90	10.3	0
2017	11	7	19	2.7	0	0	0	0.0	0
Totals	20	67	239	3.6	1	8	90	10.3	0

FARMER'S 2018 GAME-BY-GAME

Opponent	Att	Yds	Avg	TD	Rec	Yds	Avg	TD
Tuskegee	2	2	1.0	0	0	0	0.0	0
Auburn	10	40	4.0	0	0	0	0.0	0
Kennesaw St.	6	36	6.0	0	1	15	15.0	0
Grambling St.	5	6	1.2	0	1	20	20.0	0
Alcorn St.	2	6	3.0	0	1	3	3.0	0
South Alabama	0	0	0.0	0	0	0	0.0	0
Alabama A&M	12	51	4.3	1	1	13	13.0	0
PVAMU	15	57	3.8	0	0	0	0.0	0
MVSU	8	4	0.5	0	4	39	9.7	0
Totals	60	220	3.4	1	8	90	10.3	0



**ERIC
FELTS**

DEFENSIVE BACK

**5-11 | 180 | Freshman | HS
Eight Mile, Ala. (Vigor HS)**

2018 (at Alabama State): Did not report after signing with the Hornets for the 2018 season... Sat out the entire year, will

enter the year as a true freshman.

High School: Finished with 61 solo tackles during senior season ... Had five interceptions and 10 pass breakups ... Finished prep career with 205 tackles ... Had 15 interceptions and 30 pass breakups during prep career ... Played for Dedric Scott at Vigor High School ... Had an offer from Tuskegee.

FELTS' CAREER STATISTICS

Year	G	Tkls	Int-Yds	TFL	PBU	FR	FC	QBH
2018				DNP				
Totals	0	0	0-0	0	0	0	0	0



10

**JIMMY
FERRELL**

TIGHT END

**6-2 | 190 | R-Junior | 2L
Nashville, Tenn. (Pearl-Cohn HS)**

2018 (at Alabama State): Did not see any action during redshirt sophomore season after switching positions to receiver.

2017 (at Alabama State): Saw limited action as a reserve quarterback... Played in three games... Finished with a 79.40 efficiency rating... Completed 1-of-2 passes for seven yards... Finished the season with a 50 percent completion rate.

2016 (at Alabama State): Did not see action, received redshirt.

High School: Played at Pearl-Cohn High School in Nashville (Tenn.).

FERRELL'S CAREER STATISTICS

Year	G	Att	Yds	Avg	TD	C-A-I	Yds	TD
2018						DNP		
2017	3	0	0	0.0	0	1-2-0	7	0
2016						DNP - redshirt		
Totals	3	0	0	0.0	0	1-2-0	7	0



**JOSHUA
FISHER**

DEFENSIVE BACK

**5-11 | 162 | R-Freshman | RS
Riverside, Calif. (King HS)**

2018 (at Alabama State): Played in one game, received redshirt during first year.

High School: Played at King High School in Riverside (Calif.), playing cornerback and wide receiver... Finished senior season with 70 total tackles, including 34 solo stops... Averaged 5.4 tackles per game... Interception three passes and recorded 11 breakups... Finished career with 114 total tackles, including 50 solo stops... Averaged 5.2 tackles per game for prep career... Recorded a pair of tackles for loss during junior season.

FISHER'S CAREER STATISTICS

Year	G	Tkls	Int-Yds	TFL	PBU	FR	FC	QBH
2018	1	0	0-0	0	0	0	0	0
Totals	0	0	0-0	0	0	0	0	0

FISHER'S 2018 GAME-BY-GAME

Opponent	Tkls	Int-Yds	TFL	PBU	FR	FC	QBH
South Alabama	0	0-0	0	0	0	0	0
Totals	0	0-0	0	0	0	0	0



48

**TREVOR
GOODRUM**

LINEBACKER

**6-4 | 200 | Junior | 2L
Pompano Beach, Fla. (Blanche Ely HS)**

2018 (at Alabama State): Played in all 11 games during sophomore campaign... Finished the year with 15 tackles, including seven solo stops... Recorded four tackles for loss with 20 yards lost on the plays... Also recorded 2.5 sacks... Recorded three quarterback hurries, and recorded his first career safety on the season.

2017 (at Alabama State): Played in 10 games in a reserve defensive role and on special teams... Finished with nine total tackles, including five solo tackles... Finished the season with 3.5 tackles for loss for a total of 24 yards... Recorded 2.5 sacks for a total of 20 yards lost... Recorded a pair of quarterback hurries... Recorded 1.5 tackles for loss against Texas Southern... Recorded one sack two different times.

High School: Played at Blanche Ely High School... Two-sport standout, helping the Tigers basketball team to their sixth championship... On the football field, registered 36 tackles, 19 pass breakups, 14 sacks and one interception, which was returned for a touchdown... Also played at Georgia Prep Sports Academy.

GOODRUM'S CAREER STATISTICS

Year	G	Tkls	Int-Yds	TFL	PBU	FR	FC	QBH
2018	11	15	0-0	4	0	0	0	3
2017	10	9	0-0	3.5	0	0	0	2
Totals	21	24	0-0	7.5	0	0	0	5



RETURNING PLAYERS

GOODRUM'S 2018 GAME-BY-GAME

Opponent	Tkls	Int-Yds	TFL	PBU	FR	FC	QBH
Tuskegee	0	0-0	0	0	0	0	0
Auburn	0	0-0	0	0	0	0	0
Kennesaw St.	0	0-0	0	0	0	0	0
Grambling St.	0	0-0	0	0	0	0	0
Alcorn St.	3	0-0	0.5	0	0	0	1
South Alabama	2	0-0	0	0	0	0	0
Alabama A&M	2	0-0	0.5	0	0	0	0
Texas Southern	3	0-0	2.5	0	0	0	0
Jackson State	0	0-0	0	0	0	0	0
PVAMU	2	0-0	0.5	0	0	0	0
MVSU	3	0-0	0	0	0	0	2
Totals	15	0-0	4	0	0	0	3



20
EZRA
GRAY

RUNNING BACK

5-9 | 167 | R-Junior | 2L
Lynn Haven, Fla. (Mosley HS)

2018 (at Alabama State): Played in 10 games, leading the team in rushing... Ran for 384 yards on 100 carries, averaging 3.8 yards per carry... Scored a pair of touchdowns, including game-winner against Tuskegee in the season opener... Ran for a season-long run of 45 yards... Averaged 38.4 yards per game on the ground... Caught 16 passes for 57 yards, third-highest total of receptions on the team... Averaged 3.6 yards per catch, including a season-long catch of 16 yards... Averaged 5.7 yards per game... Returned 26 kickoffs for 608 yards, averaging 23.4 yards per return... Recorded a season-best 72 yard return... Named All-Conference kick returner.

2017 (at Alabama State): Played in 10 games... Ran 77 times for 340 yards and a pair of touchdowns... Averaged 4.1 yards per carry... Averaged 31.30 yards per game and finished second on the team in rushing... Ran for a season-best and career-high 124 yards on 12 carries with a touchdown against Alcorn State, including a 59-yard run... Caught eight passes for 57 yards with a touchdown... Averaged 7.13 yards per catch... Recorded a season-best catch of 29 yards... Averaged 5.70 yards per catch... Caught a pair of passes two different times... Returned four kicks for 107 yards... Averaged 26.75 yards per return, including a season-best return of 64 yards.

2016 (at Alabama State): Appeared in six games... Ran for 21 yards on seven carries... Averaged 3.50 yards per game... 4.0 GPA Honors Student.

High School: Played at Mosley High School... Member of the Honors Graduate program and FCA... Mosley Hall of Fame

selection... Also lettered in track and field and weightlifting... Ran a career-best 4.31 in the 40... Selected in 2015-16 First Team All-State... Named 2016 Florida Coaches Association All-Star... A 2016 regional and state qualifier in weightlifting... Former teammates include Raekwon Jones (Indiana), Sean Maddox (Troy), Nick Gentili (troy) and Zach Saffold (Florida A&M)... Chose Alabama State over Boston College, South Florida and Oregon.

GRAY'S CAREER STATISTICS

Year	G	Att	Yds	Avg	TD	Rec	Yds	Avg	TD
2018	10	100	384	3.8	2	16	57	3.6	0
2017	10	77	313	4.1	2	8	57	7.1	1
2016	6	7	21	3.0	0	3	28	9.3	0
Totals	26	184	718	3.9	4	27	142	5.3	1

GRAY'S 2018 GAME-BY-GAME

Opponent	Att	Yds	Avg	TD	Rec	Yds	Avg	TD
Tuskegee	11	60	5.5	1	2	11	5.5	0
Auburn	3	17	5.7	0	3	16	5.3	0
Kennesaw St.	11	5	0.5	0	1	-1	-1.0	0
Grambling St.	20	130	6.5	0	0	0	0.0	0
Alcorn St.	20	78	3.9	1	1	-6	-6.0	0
South Alabama	2	-3	-1.5	0	1	4	4.0	0
Texas Southern	8	17	2.1	0	3	32	10.7	0
Jackson State	7	17	2.4	0	0	0	0.0	0
PVAMU	14	55	3.9	0	3	-9	-3.0	0
MVSU	4	8	2.0	0	2	10	5.0	0
Totals	100	384	3.8	2	16	57	3.6	0



78
JATERRIUS
GULLY

DEFENSIVE LINE

6-2 | 341 | R-Senior | 2L
Hoover, Ala. (BYU / Hoover HS)

2018 (at Alabama State): Played in 11 games, starting nine of those games at guard opposite of Leeward Brown.

2017 (at Alabama State): Played in three games on the offensive line, all starts... Missed the remainder of the season due to injury following the fourth game of the season.

Previous School: Played at Brigham Young University (BYU)... Earned letterman honors as a sophomore.

High School: Played at Hoover High School... Helped guide the Buccaneers to a perfect 30-0 record in 2012 and 2013... Named 2013 USA High School Football Public School National Champion... Started as a junior and senior to anchor defensive line on back-to-back-to-back Alabama 6A State Championship teams... Helped team to a 15-0 record and 7-0 league mark

during senior season and a No. 1 ranking in Alabama by Max-Preps.com... Also guided Buccaneers to a No. 5 overall ranking nationally of both private and public schools by USA Today... A 2013 All-Hoover/South Honorable Mention selection... Also lettered in basketball and baseball.



53
HUNTER
HANSON
PLACEKICKER

5-9 | 181 | Junior | 2L
Montgomery, Ala. (Alabama Christian)

2018 (at Alabama State): Saw action in all 11 games as the primary placekicker... Finished the season 8-of-16 in field goals, finishing the year at 50 percent... Made three kicks from 20-29 yards, and five from 30-39 yards... Connected on a long of 39 yards.

2017 (at Alabama State): Saw action in all 11 games as the primary placekicker as a true freshman... Finished the season 12-of-19 in field goals, finishing the year at 60 percent... Made four kicks from 20-29 yards, and three from 30-39 yards... Also connected on five field goals from 40-49 yards, including a season-long 48 yards... Named SWAC Special Teams Player of the Week... Led the team in scoring with 52 points, which included 16 extra points.

High School: Played at Alabama Christian Academy... Made 8-of-19 field goals during senior season, with a long of 39 yards... Also went 15-of-16 on extra-point attempts.

HANSON'S CAREER STATISTICS

Year	FG	PAT	Points	Long FG
2018	8-16	17-18	41	39
2017	12-19	16-17	52	48
Totals	20-35	33-35	93	48

HANSON'S 2018 GAME-BY-GAME

Opponent	FG	PAT	Points	Long
Tuskegee	2-3	2-2	8	25
Auburn	0-1	1-1	1	0
Kennesaw St.	2-2	1-1	7	35
Grambling St.	0-1	0-0	0	0
Alcorn St.	2-3	2-2	8	38
South Alabama	0-1	1-1	1	0
Alabama A&M	1-2	1-1	4	39
Texas Southern	0-0	4-4	4	0
Jackson State	0-0	0-0	0	0
PVAMU	0-1	1-2	1	0
MVSU	1-2	4-4	7	33
Totals	8-16	17-18	41	39



RETURNING PLAYERS



6

JEFFREY HILL

DEFENSIVE BACK

5-9 | 175 | Senior | 2L
Hollywood, Fla. (NIU / Miramar HS)

2018 (at Alabama State): Played in four games before a season-ending injury at Grambling State... Recorded nine tackles from his corner position, including eight solo... Recorded three pass breakups and forced a fumble... Recovered a fumble... Named Preseason All-Conference.

2017 (at Alabama State): Played in all 11 games as a defensive back and on special teams... Recorded 32 total tackles, including 23 solo stops... Recorded one tackle for loss for three yards... Recorded one interception, returning it for 12 yards... Recorded 11 pass breakups... Finished with season-high seven tackles on the road against Mississippi Valley State.

Previous School (at Northern Illinois): Played two seasons at Northern Illinois... Played in one game and registered one tackle against Buffalo during redshirt freshman season... Redshirted as a true freshman.

High School: Played defensive back in one of the top high school football areas in America... As a senior, snagged three interceptions, broke up 17 passes and served as team captain in leading Miramar to the Class 8A playoffs... 2014 first team All-District 12 honoree by the Miami Herald and Sun Sentinel... Selected to play in the Offense-Defense All-American Bowl in Orlando in January 2015... Had four interceptions and defended 21 passes as a junior in 2013 during Miramar's undefeated regular season that culminated in an appearance in the Florida 8A State quarterfinals... Blocked nine kicks in his high school career.

HILL'S CAREER STATISTICS

Year	G	Tkls	Int-Yds	TFL	PBU	FR	FC	QBH
2018	4	9	0-0	0	3	1	1	0
2017	11	23	1-12	1	11	0	0	0
Totals	15	32	1-12	1	14	1	1	0

HILL'S 2018 GAME-BY-GAME

Opponent	Tkls	Int-Yds	TFL	PBU	FR	FC	QBH
Tuskegee	2	0-0	0	1	0	0	0
Auburn	7	0-0	0	1	1	1	0
Kennesaw St.	0	0-0	0	0	0	0	0
Grambling St.	0	0-0	0	1	0	0	0
Totals	9	0-0	0	3	1	1	0



24

JOSHUA HILL

DEFENSIVE BACK

5-10 | 186 | Senior | 3L
Prichard, Ala. (Vigor HS)

2018 (at Alabama State): Played in 11 games... Finished third on the team in tackles with 61... Recorded 41 solo stops... Recorded one tackle for loss from safety position... Also recorded a pair of interceptions on the season... Recorded three pass breakups... Also recorded a fumble recovery, and forced three fumbles.

2017 (at Alabama State): Played in 10 games... Recorded 37 total tackles, including 27 solo stops... Recorded a pair of tackles for loss for a total of eight yards... Recorded three interceptions, returning them for 89 total yards... Recorded one pass breakup and recovered on fumble recovery... Recorded a season-best 10 tackles against Troy... Finished with five or more tackles three times... Recorded a pair of interceptions against Jackson State... Named SWAC Defensive Player of the Week.

2016 (at Alabama State): Played in 11 games... Recorded 31 total tackles, including 22 solo stops... Recorded one tackle for loss... Recorded six pass breakups in freshman season.

High School: Played at Vigor High School in Pritchard (Ala.)... Played strong safety and wide receiver during prep career.

HILL'S CAREER STATISTICS

Year	G	Tkls	Int-Yds	TFL	PBU	FR	FC	QBH
2018	11	61	2-30	1	3	1	3	0
2017	10	37	3-89	2	1	1	0	0
2016	11	31	0-0	1	6	0	0	0
Totals	32	129	5-119	4	10	2	3	0

HILL'S 2018 GAME-BY-GAME

Opponent	Tkls	Int-Yds	TFL	PBU	FR	FC	QBH
Tuskegee	11	0-0	0	0	1	1	0
Auburn	8	0-0	0	0	0	1	0
Kennesaw St.	4	0-0	0	0	0	0	0
Grambling St.	2	0-0	0	0	0	0	0
Alcorn St.	11	0-0	0	1	0	1	0
South Alabama	4	0-0	1	0	0	0	0
Alabama A&M	2	0-0	0	0	0	0	0
Texas Southern	1	2-30	0	0	0	0	0
Jackson State	4	0-0	0	1	0	0	0
PVAMU	7	0-0	0	0	0	0	0
MVSU	7	0-0	0	1	0	0	0
Totals	61	2-30	1	3	1	3	0



1

JEREMIAH HIXON

RECEIVER

5-11 | 165 | Sophomore | 1L
Spanish Fort, Ala. (Spanish Fort HS)

2018 (at Alabama State): Played in all 11 games as a true freshman... Recorded 17 catches on the season, second-highest total on the team... Recorded 128 yards, averaging 7.5 yards per reception... Recorded a season-long reception of 24 yards... Hauled in a pair of touchdown receptions... Averaged 11.6 yards per game... Ran the ball three times for seven yards... Averaged 2.3 yards per carry, and recorded a season-long rush of 11 yards.

High School: Played at Spanish Fort High School... Lettered in football, baseball and basketball during prep career... Played in 11 games during football season... Rushed for 218 yards on 16 carries... Recorded a pair of rushing touchdowns, to go along with six receiving touchdowns... Caught 27 passes for 483 yards during senior season.

HIXON'S CAREER STATISTICS

Year	G	Att	Yds	Avg	TD	Rec	Yds	Avg	TD
2018	11	3	7	2.3	0	17	128	7.5	2
Totals	11	3	7	2.3	0	17	128	7.5	2

HIXON'S 2018 GAME-BY-GAME

Opponent	Att	Yds	Avg	TD	Rec	Yds	Avg	TD
Tuskegee	0	0	0.0	0	2	9	4.5	0
Auburn	0	0	0.0	0	0	0	0.0	0
Kennesaw St.	0	0	0.0	0	0	0	0.0	0
Grambling St.	0	0	0.0	0	2	31	15.5	0
Alcorn St.	2	15	7.5	0	2	3	1.5	0
South Alabama	0	0	0.0	0	0	0	0.0	0
Alabama A&M	0	0	0.0	0	0	0	0.0	0
Texas Southern	1	-8	-8.0	0	3	30	10.0	1
Jackson State	0	0	0.0	0	3	24	8.0	0
PVAMU	0	0	0.0	0	3	8	2.7	0
MVSU	0	0	0.0	0	2	23	11.5	1
Totals	3	7	2.3	0	17	128	7.5	2



RETURNING PLAYERS



67

TREVONTE
HOWARD

OFFENSIVE LINE

6-4 | 284 | R-Sophomore | 1L
Union Springs, Ala. (Bullock County HS)

2018 (at Alabama State): Played in three games as a sophomore, earning redshirt.

2017 (at Alabama State): Played and started in three games, including the first two of the season for Alabama State as a true freshman.

High School: Played at Bullock County High School.



10

KEENAN
ISAAC

DEFENSIVE BACK

6-3 | 178 | Sophomore | 1L
Midfield, Ala. (Midfield HS)

2018 (at Alabama State): Played in all 11 games as a true freshman, thrust into the starting lineup in game five due to injury... Recorded 34 tackles, including 23 from his corner spot... Recorded 7.0 tackles for loss, totaling 20 yards... Recorded first career interception... Also recorded six pass breakups.

High School: Played on both sides of the football... Named Second Team All-State during senior season... Also played basketball, averaging 18.9 points per game and 8.2 rebounds per game... Played for Rod Isaac at Midfield High School... Had offers Middle Tennessee and Alabama A&M.

ISAAC'S CAREER STATISTICS

Year	G	Tkls	Int-Yds	TFL	PBU	FR	FC	QBH
2018	11	34	1-0	7	6	0	0	0
Totals	11	34	1-0	7	6	0	0	0

ISAAC'S 2018 GAME-BY-GAME

Opponent	Tkls	Int-Yds	TFL	PBU	FR	FC	QBH
Tuskegee	4	0-0	2.5	0	0	0	0
Auburn	1	0-0	0	0	0	0	0
Kennesaw St.	0	0-0	0	0	0	0	0
Grambling St.	2	0-0	0.5	0	0	0	0
Alcorn St.	8	1-0	2	0	0	0	0
South Alabama	2	0-0	0	0	0	0	0
Alabama A&M	2	0-0	1	4	0	0	0

ISAAC'S 2018 GAME-BY-GAME

Opponent	Tkls	Int-Yds	TFL	PBU	FR	FC	QBH
Texas Southern	2	0-0	0	0	0	0	0
Jackson State	7	0-0	1	2	0	0	0
PVAMU	3	0-0	0	0	0	0	0
MVSU	3	0-0	0	0	0	0	0
Totals	34	1-0	7	6	0	0	0



19

MICHAEL
JEFFERSON

RECEIVER

6-3 | 188 | Sophomore | 1L
Mobile, Ala. (Murphy HS)

2018 (at Alabama State): Played 11 games as a true freshman... Recorded 12 catches for 115 yards... Averaged 9.6 yards per reception... Caught four touchdown passes, and recorded a season-long reception of 24 yards... Averaged 10.5 yards receiving per game.

High School: Played at Murphy High School... Finished the season with 52 receptions for 968 total yards during his prep career... Averaged 50.9 yards per game and scored 14 touchdowns... Recorded 35 receptions during senior season for 628 yards... Averaged 17.9 yards per catch as a senior... Scored 10 touchdowns during senior season... Played for coach Muskingum Barnes... Had offers from Jackson State and Alcorn State.

JEFFERSON'S CAREER STATISTICS

Year	G	Att	Yds	Avg	TD	Rec	Yds	Avg	TD
2018	11	0	0	0.0	0	12	115	9.6	4
Totals	11	0	0	0.0	0	12	115	9.6	4

JEFFERSON'S 2018 GAME-BY-GAME

Opponent	Att	Yds	Avg	TD	Rec	Yds	Avg	TD
Tuskegee	0	0	0.0	0	0	0	0.0	0
Auburn	0	0	0.0	0	1	11	11.0	0
Kennesaw St.	0	0	0.0	0	1	15	15.0	0
Grambling St.	0	0	0.0	0	1	-3	-3.0	0
Alcorn St.	0	0	0.0	0	2	8	4.0	1
South Alabama	0	0	0.0	0	0	0	0.0	0
Alabama A&M	0	0	0.0	0	1	2	2.0	0
Texas Southern	0	0	0.0	0	2	18	9.0	1
Jackson State	0	0	0.0	0	1	24	24.0	0
PVAMU	0	0	0.0	0	1	10	10.0	0
MVSU	0	0	0.0	0	2	30	15.0	2
Totals	0	0	0.0	0	12	115	9.6	4



46

DARRON
JOHNSON

LINEBACKER

6-1 | 216 | Senior | 3L
Memphis, Tenn. (Ridgeway HS)

2018 (at Alabama State): Played in 10 games and led team in tackles with 78... Recorded 29 solo stops... Recorded 5.0 tackles for loss and 0.5 sacks on the season... Recorded a pair of interceptions (returning them for 56 yards)... Also recorded one quarterback hurry... Earned all-conference honors.

2017 (at Alabama State): Played in 11 games... Finished second on the team with 40 total tackles, including 20 solo stops... Recorded 6.5 tackles for loss, totaling 12 yards... Recorded on sack for a loss of five yards... Finished with one quarterback hurry... Recorded a season-high seven tackles against Texas Southern with a tackle for loss... Recorded five or more tackles four times.

2016 (at Alabama State): Saw action in all 11 games as a true freshman... Recorded 66 total tackles, including 41 solo stops... Finished with seven tackles for loss for 23 yards... Recorded a pair of sacks for 14 yards... Forced one fumble and had one pass breakup... Recorded six quarterback hurries... Recorded a season-high eight tackles against UT-San Antonio in the season opener, with seven solo stops... Matched career high with eight tackles against Jackson State, with a pair of solo stops... Finished the year with five games of seven or more tackles... Selected as Newcomer of the Week.

High School: Played at Ridgeway High School... Named to 8-4A all-region team by The Commercial Appeal... Named semifinalist for Tennessee Class 4A Lineman of the Year.

JOHNSON'S CAREER STATISTICS

Year	G	Tkls	Int-Yds	TFL	PBU	FR	FC	QBH
2018	10	78	2-56	5	0	0	0	1
2017	11	40	0-0	6.5	0	0	0	1
2016	11	66	0-0	7	1	0	1	6
Totals	32	184	2-56	18.5	1	0	1	8

JOHNSON'S 2018 GAME-BY-GAME

Opponent	Tkls	Int-Yds	TFL	PBU	FR	FC	QBH
Tuskegee	8	1-27	1	0	0	0	0
Auburn	5	0-0	0	0	0	0	0
Kennesaw St.	3	0-0	0	0	0	0	0
Grambling St.	7	0-0	0	0	0	0	0
Alcorn St.	14	0-0	1	0	0	0	0
South Alabama	9	0-0	1	0	0	0	0
Alabama A&M	7	0-0	0	0	0	0	1
Texas Southern	8	0-0	1	0	0	0	0



RETURNING PLAYERS

JOHNSON'S 2018 GAME-BY-GAME

Opponent	Tkls	Int-Yds	TFL	PBU	FR	FC	QBH
Jackson State	8	0-0	1	0	0	0	0
MVSU	9	1-29	0	0	0	0	0
Totals	78	2-56	5	0	0	0	1



14

KOBIE JONES

DEFENSIVE BACK

5-11 | 175 | R-Junior | 2L
Ocala, Fla. (Dunnellon HS)

2018 (at Alabama State): Did not see any action after switching from quarterback.

2017 (at Alabama State): Started season-opener at quarterback... Played in seven games, splitting time as the starter... Finished 72-for-129 for 575 yards passing... Finished with three touchdowns and five interceptions... Recorded a 93.18 efficiency rating... Recorded a season-long pass of 48 yards... Averaged 82.14 yards passing per game... Finished 20-for-38 for 173 yards a touchdown against Tuskegee, earning SWAC Newcomer of the Week honors... Also threw for 159 yards, going 20-for-37 with a touchdown and three interceptions against Kennesaw State... Rushed for 136 yards on 45 carries... Finished with a season-best rush of 16 yards... Recorded a season 46 yards on 11 carries against Tuskegee in the season opener.

2016 (at Alabama State): Did not see action, earning redshirt.

High School: Played at Dunnellon High School in Dunnellon (Fla.).

JONES' DEFENSIVE CAREER STATISTICS

Year	G	Tkls	Int-Yds	TFL	PBU	FR	FC	QBH
2018								
Totals	0	0	0-0	0	0	0	0	0

JONES' OFFENSIVE CAREER STATISTICS

Year	G	Att	Yds	Avg	TD	C-A-I	Yds	TD
2017	7	45	12	0.3	0	72-129-5	575	3
2016								
Totals	7	45	12	0.3	0	72-129-5	575	3



29

ANTHONY JONES, JR.

RUNNING BACK

5-9 | 196 | R-Junior | 2L
Chelsea, Ala. (Helena HS)

2018 (at Alabama State): Played in all 11 games as a sophomore on both sides of the ball, including on special teams... Finished the season with 12 yards on five carries, averaging 2.4 yards per carry... Caught one pass for seven yards.

2017 (at Alabama State): Played in six games in a reserve role and on special teams... Finished with 48 yards on 15 carries... Averaged 2.7 yards per carry... Recorded a season-best 16 yard run... Averaged 6.83 yards per game rushing... Rushed for a season-best 23 yards on six carries against Prairie View A&M... Caught one pass for two yards.

High School: Played at Chelsea High School.

JONES' DEFENSIVE CAREER STATISTICS

Year	G	Tkls	Int-Yds	TFL	PBU	FR	FC	QBH
2018	11	0	0-0	0	0	0	0	0
Totals	11	0	0-0	0	0	0	0	0

JONES' OFFENSIVE CAREER STATISTICS

Year	G	Att	Yds	Avg	TD	Rec	Yds	Avg	TD
2018	11	5	12	2.4	0	1	7	7.0	0
2017	6	15	41	2.7	0	1	2	2.0	0
2016									
Totals	17	20	53	2.7	0	2	9	4.5	0

JONES' 2018 GAME-BY-GAME

Opponent	Att	Yds	Avg	TD	Rec	Yds	Avg	TD
Tuskegee	0	0	0.0	0	0	0	0.0	0
Auburn	0	0	0.0	0	0	0	0.0	0
Kennesaw St.	0	0	0.0	0	0	0	0.0	0
Grambling St.	1	1	1.0	0	0	0	0.0	0
Alcorn St.	0	0	0.0	0	0	0	0.0	0
South Alabama	3	6	2.0	0	0	0	0.0	0
Alabama A&M	0	0	0.0	0	0	0	0.0	0
Texas Southern	0	0	0.0	0	0	0	0.0	0
Jackson State	0	0	0.0	0	0	0	0.0	0
PVAMU	1	5	5.0	0	1	7	7.0	0
MVSU	0	0	0.0	0	0	0	0.0	0
Totals	5	12	2.4	0	1	7	7.0	0



50

DARIUS KING

LINEBACKER

5-11 | 222 | R-Junior | 2L
Phenix City, Ala. (Central HS)

2018 (at Alabama State): Played in 10 games on defense and special teams... Recorded 19 total tackles, including 12 solo stops... Recorded one quarterback hurry.

2017 (at Alabama State): Played in nine games as a reserve linebacker and on special teams, earning one start... Finished with 12 total tackles, including eight solo stops... Finished with 0.5 tackles for loss and 0.5 sacks, both totaling two yards lost... Recorded on fumble recovery, returning it 20 yards for a touchdown against Kennesaw State... Finished with a season-best five tackles against Troy.

2016 (at Alabama State): Saw action in two games (UT-San Antonio and Arkansas-Pine Bluff).

High School: Played at Central High School in Phenix City (Ala.).

KING'S CAREER STATISTICS

Year	G	Tkls	Int-Yds	TFL	PBU	FR	FC	QBH
2018	10	19	0-0	0	0	0	0	1
2017	9	12	0-0	0.5	0	1	0	0
2016	2	0	0-0	0	0	0	0	0
Totals	11	12	0-0	0.5	0	1	0	0

KING'S 2018 GAME-BY-GAME

Opponent	Tkls	Int-Yds	TFL	PBU	FR	FC	QBH
Tuskegee	4	0-0	0	0	0	0	0
Auburn	3	0-0	0	0	0	0	0
Kennesaw St.	0	0-0	0	0	0	0	0
Grambling St.	2	0-0	0	0	0	0	0
Alcorn St.	3	0-0	0	0	0	0	1
South Alabama	3	0-0	0	0	0	0	0
Alabama A&M	0	0-0	0	0	0	0	0
Texas Southern	2	0-0	0	0	0	0	0
Jackson State	1	0-0	0	0	0	0	0
PVAMU	1	0-0	0	0	0	0	0
Totals	19	0-0	0	0	0	0	1



RETURNING PLAYERS



9

**JOSHUA
KNIGHT**

RECEIVER

**5-10 | 170 | Sophomore | 1L
Montgomery, Ala. (Park Crossing HS)**

2018 (at Alabama State): Played in 10 games on offense and special teams... Caught five passes for 51 yards, averaging 10.2 yards per catch... Recorded a season-long reception of 20 yards... Averaged 5.7 yards per game receiving.

High School: Played football and basketball at Park Crossing High School... Helped basketball team to 17-10 record overall... Named to All-Tournament team at 7-on-7 USA Football National Championship.

KNIGHT'S CAREER STATISTICS

Year	G	Att	Yds	Avg	TD	Rec	Yds	Avg	TD
2018	9	0	0	0.0	0	5	51	10.2	0
Totals	9	0	0	0.0	0	5	51	10.2	0

KNIGHT'S 2018 GAME-BY-GAME

Opponent	Att	Yds	Avg	TD	Rec	Yds	Avg	TD
Auburn	0	0	0.0	0	0	0	0.0	0
Kennesaw St.	0	0	0.0	0	0	0	0.0	0
Grambling St.	0	0	0.0	0	1	20	20.0	0
Alcorn St.	0	0	0.0	0	0	0	0.0	0
South Alabama	0	0	0.0	0	0	0	0.0	0
Alabama A&M	0	0	0.0	0	1	12	12.0	0
Texas Southern	0	0	0.0	0	1	7	7.0	0
Jackson State	0	0	0.0	0	1	7	7.0	0
PVAMU	0	0	0.0	0	0	0	0.0	0
MVSU	0	0	0.0	0	1	5	5.0	0
Totals	0	0	0.0	0	5	51	10.2	0



88

**NYGEL
LEE**

RECEIVER

**6-1 | 190 | Senior | 3L
Midlothian, Va. (James River HS)**

2018 (at Alabama State): Played in 11 games during junior season... Registered six receptions for 61 yards, averaging 10.2 yards per reception... Registered a season-long reception of 18 yards... Averaged 6.1 yards receiving per game.

2017 (at Alabama State): Saw action in all 11 games... Caught 11 passes for 98 yards... Averaged 8.91 yards per reception,

including a season-long 20 yard reception... Averaged 8.91 yards per game... Caught a season-high three passes for 19 yards against Edward Waters... Hauled in two or more passes four different times.

2016 (at Alabama State): Second on team in receptions with 26, but led the team in receiving yardage with 357 yards... Averaged 13.73 yards per reception and recorded a pair of touchdowns... Long reception was 62 yards last season... Averaged 32.45 yards per catch.

High School: Played at Jones River High School... Lettered in football for three years and basketball for two... Named All-District... Named All-Conference Second Team... Student-Athlete Award Pin Recipient in 2013.

LEE'S CAREER STATISTICS

Year	G	Att	Yds	Avg	TD	Rec	Yds	Avg	TD
2018	11	0	0	0.0	0	6	61	10.2	0
2017	11	0	0	0.0	0	11	98	8.9	0
2016	11	0	0	0.0	0	26	357	13.7	2
Totals	33	0	0	0.0	0	43	516	12.0	2

LEE'S 2018 GAME-BY-GAME

Opponent	Att	Yds	Avg	TD	Rec	Yds	Avg	TD
Tuskegee	0	0	0.0	0	0	0	0.0	0
Auburn	0	0	0.0	0	0	0	0.0	0
Kennesaw St.	0	0	0.0	0	0	0	0.0	0
Grambling St.	0	0	0.0	0	1	17	17.0	0
Alcorn St.	0	0	0.0	0	1	4	4.0	0
South Alabama	0	0	0.0	0	0	0	0.0	0
Alabama A&M	0	0	0.0	0	0	0	0.0	0
Texas Southern	0	0	0.0	0	1	18	18.0	0
Jackson State	0	0	0.0	0	2	8	4.0	0
PVAMU	0	0	0.0	0	0	0	0.0	0
MVSU	0	0	0.0	0	1	14	14.0	0
Totals	0	0	0.0	0	6	61	10.2	0



**DAMON
LLOYD**

DEFENSIVE LINE

**6-4 | 250 | R-Freshman | RS
Hurtsboro, Ala. (Russell County HS)**

2018 (at Alabama State): Did not play, received redshirt.

High School: All Bi-City from Ledger-Enquirer... Recorded 10 sacks and 23 tackles for loss... Finished career with 154 tackles.

LLOYD'S CAREER STATISTICS

Year	G	Tkls	Int-Yds	TFL	PBU	FR	FC	QBH
2018								DNP - redshirt
Totals	0	0	0-0	0	0	0	0	0



36

**DONTREY
MANLEY**

RUNNING BACK

**5-10 | 158 | Sophomore | 1L
Union Springs, Ala. (Bullock County HS)**

2018 (at Alabama State): Played in five games for Alabama State on offense and special teams... Ran the ball 13 times for 88 yards, averaging 6.7 yards per carry... Ran for a season-long run of 17 yards... Averaged 12.3 yards per game... Caught two passes for two yards, with a season-long reception of two yards.

High School: Played football and basketball at Park Crossing High School... Helped basketball team to 17-10 record overall... Named to All-Tournament team at 7-on-7 USA Football National Championship.

MANLEY'S CAREER STATISTICS

Year	G	Att	Yds	Avg	TD	Rec	Yds	Avg	TD
2018	5	13	88	6.7	0	2	2	1.0	0
Totals	5	13	88	6.7	0	2	2	1.0	0

MANLEY'S 2018 GAME-BY-GAME

Opponent	Att	Yds	Avg	TD	Rec	Yds	Avg	TD
Alcorn St.	0	0	0.0	0	0	0	0.0	0
South Alabama	6	30	5.0	0	2	2	1.0	0
Alabama A&M	1	2	2.0	0	0	0	0.0	0
PVAMU	6	47	7.8	0	0	0	0.0	0
MVSU	0	0	0.0	0	0	0	0.0	0
Totals	13	88	6.7	0	2	2	1.0	0



11

**UVAKEIOUS
MCGHEE**

LINEBACKER

**6-4 | 243 | R-Senior | 2L
Montgomery, Ala. (Troy / Jeff Davis HS)**

2018 (at Alabama State): Played in four games before missing the rest of the season... Recorded five tackles from his defensive end position, including a pair of solo stops.

2017 (at Alabama State): Played in all 11 games... Finished



RETURNING PLAYERS

with 26 total tackles, including 10 solo stops... Finished with five tackles for loss for 32 total yards... Recorded 2.5 sacks for 27 yards lost... Recorded one pass breakup and two quarterback hurries... Finished with one fumble recovery... Recorded a season-high six tackles against Mississippi Valley State, and had five or more tackles two times... Recorded three tackles for loss and 1.5 sacks against Mississippi Valley State.

Previous School: Played at Troy University... Registered three tackles during 2016 season... Finished with nine tackles, including seven solo, and one pass breakup in seven games.

High School: Played at Jefferson Davis High School in Montgomery (Ala.)... Earned all-state honors... Helped lead the Vols to the Alabama 7A playoffs... Finished senior season with 60 tackles, 10.5 sacks and a pair of forced fumbles... Named All-Metro... As a junior, posted 82 tackles, 13 tackles for loss and seven sacks... Played defensive end, outside linebacker, inside linebacker and tight end... Also lettered in soccer and track & field.

MCGHEE'S CAREER STATISTICS

Year	G	Tkls	Int-Yds	TFL	PBU	FR	FC	QBH
2018	4	5	0-0	0	0	0	0	0
2017	11	26	0-0	5	1	1	0	2
Totals	15	31	0-0	5	1	1	0	2

MCGHEE'S 2018 GAME-BY-GAME

Opponent	Tkls	Int-Yds	TFL	PBU	FR	FC	QBH
Tuskegee	0	0-0	0	0	0	0	1
Auburn	0	0-0	0	0	0	0	0
Kennesaw St.	1	0-0	0	0	0	0	0
Grambling St.	4	0-0	0	0	0	0	0
Totals	5	0-0	0	0	0	0	1



DEVIN MARCH

DEFENSIVE LINE

6-3 | 235 | R-Freshman | RS
Dothan, Ala. (Houston County HS)

2018 (at Alabama State): Played in one game during true freshman year, earning redshirt.

High School: Played at Houston County High School... Finished the season with 109 total tackles, including 81 solo... Recorded 10 sacks and 29 tackles for loss... In his high school career, finished with 335 total tackles, including 210 solo stops... Finished with 35 sacks... Named 1A Lineman of the Year by the Alabama Sportswriters Association... Played for coach Mike Atkins at Houston County High School... Had an offer from Tennessee State.

MARCH'S CAREER STATISTICS

Year	G	Tkls	Int-Yds	TFL	PBU	FR	FC	QBH
2018	1	1	0-0	0	0	0	0	0
Totals	1	1	0-0	0	0	0	0	0

MARCH'S 2018 GAME-BY-GAME

Opponent	Tkls	Int-Yds	TFL	PBU	FR	FC	QBH
South Alabama	1	0-0	0	0	0	0	0
Totals	1	0-0	0	0	0	0	1



82
MOSES MARSHALL

TIGHT END

6-3 | 235 | R-Junior | 1L
Cleveland, Ohio (Kansas / Brush HS)

2018 (at Alabama State): Played in 10 games during first year at Alabama State... Caught three passes for 19 yards, including a season-long reception of eight yards... Averaged 6.3 yards per reception.

Previous School: Attended Kansas... Did not see any action.

Junior College: Played one season at Erie Community College... Played in 10 games... Recorded 13 receptions for 238 yards... Averaged 18.3 yards per game and a caught a pair of touchdowns.

High School: Played at Brush High School... Finished with 24 catches for 394 yards... Averaged 16.4 yards per catch, and 26.3 yards per game... Scored three touchdowns... Also lettered in basketball.

MARSHALL'S CAREER STATISTICS

Year	G	Att	Yds	Avg	TD	Rec	Yds	Avg	TD
2018	10	0	0	0.0	0	3	19	6.3	0
Totals	10	0	0	0.0	0	3	19	6.3	0

MARSHALL'S 2018 GAME-BY-GAME

Opponent	Att	Yds	Avg	TD	Rec	Yds	Avg	TD
Tuskegee	0	0	0.0	0	0	0	0.0	0
Auburn	0	0	0.0	0	0	0	0.0	0
Kennesaw St.	0	0	0.0	0	1	4	4.0	0
Grambling St.	0	0	0.0	0	0	0	0.0	0
Alcorn St.	0	0	0.0	0	1	8	8.0	0
South Alabama	0	0	0.0	0	0	0	0.0	0
Alabama A&M	0	0	0.0	0	1	7	7.0	0
Texas Southern	0	0	0.0	0	0	0	0.0	0
Jackson State	0	0	0.0	0	0	0	0.0	0
MVSU	0	0	0.0	0	0	0	0.0	0
Totals	0	0	0.0	0	3	19	6.3	0



26
KIMAR MARTIN

DEFENSIVE BACK

5-9 | 170 | R-Junior | 2L
Deerfield Beach, Fla. (Deerfield Beach HS)

2018 (at Alabama State): Played in seven games, following an injury in the second game of the season... Recorded seven total tackles, including four solo stops... Recovered on fumble, and broke up a pair of passes... Also recorded one interception.

2017 (at Alabama State): Played in nine games as a reserve defensive back and on special teams... Finished with five total tackles, including three solo stops... Finished with a pair of tackles each against Prairie View A&M and Texas Southern.

2016 (at Alabama State): Did not see action.

High School: Played at Deerfield Beach High School in Deerfield Beach (Fla.).

MARTIN'S CAREER STATISTICS

Year	G	Tkls	Int-Yds	TFL	PBU	FR	FC	QBH
2018	7	7	1-(-6)	0	2	1	0	0
2017	9	5	0-0	0	0	0	0	0
2016	DNP - redshirt							
Totals	16	12	1-(-6)	0	2	1	0	0

MARTIN'S 2018 GAME-BY-GAME

Opponent	Tkls	Int-Yds	TFL	PBU	FR	FC	QBH
Tuskegee	0	0-0	0	0	0	0	0
Auburn	1	0-0	0	0	0	0	0
Alabama A&M	3	0-0	0	1	0	0	0
Texas Southern	0	0-0	0	0	0	0	0
Jackson State	0	0-0	0	0	0	0	0
PVAMU	0	0-0	0	0	0	0	0
MVSU	3	1-(-6)	0	1	0	0	0
Totals	7	1-(-6)	0	2	0	0	0



70
CHARLIE MAXWELL

OFFENSIVE LINE

6-4 | 273 | R-Freshman | RS
Florence, Ala. (Florence HS)

2018 (at Alabama State): Did not see action, redshirted.

High School: Played both guard and tackle... Did not allow a sack and recorded 20 pancakes... Also played defense and



RETURNING PLAYERS

recorded one tackle for loss... Has a squat max of 450... Played for coach Jason Wallace at Florence High School... Had offers from Union College, Delta State and Kentucky Wesleyan.



38

XAVIUS MITCHELL

DEFENSIVE BACK

**5-9 | 168 | R-Freshman | RS
Lithonia, Ga. (Arabia Mountain HS)**

2018 (at Alabama State): Did not see any action, earned redshirt.

High School: Played at Arabia Mountain High School during prep career.

MITCHELL'S CAREER STATISTICS

Year	G	Tkls	Int-Yds	TFL	PBU	FR	FC	QBH
2018								
DNP - redshirt								
Totals	0	0	0-0	0	0	0	0	0



95

ISAAC NICKSON

DEFENSIVE LINE

**6-4 | 295 | Junior | 2L
Banks, Ala. (Pike County HS)**

2018 (at Alabama State): Played in two games on the defensive line, after switching back from the offensive side of the ball... Recorded six tackles, including four solo stops.

2017 (at Alabama State): Moved from defensive line to offensive line, seeing action in five games as a back-up offensive lineman and used on special teams.

2016 (at Alabama State): Saw action in two games as a back-up defensive lineman.

High School: Played at Pike County High School with former Hornet Stevie Smiley.

NICKSON'S CAREER STATISTICS

Year	G	Tkls	Int-Yds	TFL	PBU	FR	FC	QBH
2018	2	6	0-0	0	0	0	0	0
2017	5	0	0-0	0	0	0	0	0
2016	2	0	0-0	0	0	0	0	0
Totals	9	6	0-0	0	0	0	0	0

NICKSON'S 2018 GAME-BY-GAME

Opponent	Tkls	Int-Yds	TFL	PBU	FR	FC	QBH
Auburn	5	0-0	0	0	0	0	0
Kennesaw St.	1	0-0	0	0	0	0	0
Totals	6	0-0	0	0	0	0	0



92

ANDREW OGLETREE

DEFENSIVE LINE

**6-4 | 260 | R-Freshman | RS
Columbus, Ga. (Carver HS)**

2018 (at Alabama State): Saw action in four games during freshman season, earning redshirt... Recorded eight tackles, including four solo stops from in his interior line position.

High School: Recorded 110 total tackles during senior season... Forced two forced fumbles... Had 20 tackles for loss and 12 sacks... Played for coach Calvin Arnold at Carver High School... Had offers from Eastern Illinois and Fort Scott.

OGLETREE'S CAREER STATISTICS

Year	G	Tkls	Int-Yds	TFL	PBU	FR	FC	QBH
2018	4	8	0-0	0	0	0	0	0
Totals	4	8	0-0	0	0	0	0	0

OGLETREE'S 2018 GAME-BY-GAME

Opponent	Tkls	Int-Yds	TFL	PBU	FR	FC	QBH
South Alabama	0	0-0	0	0	0	0	0
Alabama A&M	0	0-0	0	0	0	0	0
PVAMU	4	0-0	0	0	0	0	0
MVSU	4	0-0	0	0	0	0	0
Totals	8	0-0	0	0	0	0	0



90

LUCKY OYOVWI

LINEBACKER

**6-4 | 225 | R-Junior | 1L
Elmore, Ala. (Troy / Edgewood Academy)**

2018 (at Alabama State): Played in 11 games in first year at Alabama State... Finished the season with 13 tackles... Recorded seven tackles for loss and three sacks... Also recorded two quarterback hurries.

Previous School (at Troy): Pass rusher saw action in 11 games with 12 tackles (7 solo), four tackles for loss and two sacks... Finished the season with a tackle for loss in four of the last five games... Recorded a career-high three tackles against

Georgia Southern and Coastal Carolina... Registered two tackles for loss at Coastal Carolina and a sack against Idaho... Credited with a half tackle for loss in Troy's victory in the New Orleans Bowl... Redshirted in first year at Troy (2016).

High School: In his first year ever playing football, recorded 40 tackles and 11.5 tackles for loss as he helped lead Edgewood Academy to its sixth straight AISA State Championship his senior year... Rated as the number two defensive end in the state of Alabama by Scout, one of the top 25 players in the state by 247 Sports' composite rankings and one of the top 30 players in the state by ESPN... Helped Edgewood extend its winning streak out to 71 games... Named to the AISA East All-Star Team and Montgomery Advertiser All-Metro First Team... Second team all-metro in basketball as a junior with 11.4 points, 10.2 rebounds and 2.2 blocks per gameup defensive lineman.

OYOVWI'S CAREER STATISTICS

Year	G	Tkls	Int-Yds	TFL	PBU	FR	FC	QBH
2018	11	13	0-0	7	0	0	0	2
Totals	11	13	0-0	7	0	0	0	2

OYOVWI'S 2018 GAME-BY-GAME

Opponent	Tkls	Int-Yds	TFL	PBU	FR	FC	QBH
Tuskegee	1	0-0	1	0	0	0	0
Auburn	0	0-0	0	0	0	0	0
Kennesaw St.	0	0-0	0	0	0	0	0
Grambling St.	1	0-0	1	0	0	0	0
Alcorn St.	3	0-0	1	0	0	0	0
South Alabama	1	0-0	1	0	0	0	0
Alabama A&M	0	0-0	0	0	0	0	0
Texas Southern	0	0-0	0	0	0	0	0
Jackson State	1	0-0	0	0	0	0	1
PVAMU	1	0-0	1	0	0	0	0
MVSU	5	0-0	2	0	0	0	1
Totals	13	0-0	7	0	0	0	2



99

HERBERT PARHAM

DEFENSIVE LINE

**5-11 | 338 | R-Freshman | RS
Edgewood, Md. (Edgewood HS)**

2018 (at Alabama State): Did not see any action, earned redshirt.

High School: Finished with 122 total tackles, including 81 solo stops... Finished with 16 sacks in 12 games during senior season... In his junior and senior seasons, combine for 213 total tackles... Finished prep career with 31 sacks... Played for coach Charles Johnson at Edgewood High School. up defensive lineman.



RETURNING PLAYERS

PARHAM'S CAREER STATISTICS

Year	G	Tkls	Int-Yds	TFL	PBU	FR	FC	QBH
2018	DNP - redshirt							
Totals	0	0	0-0	0	0	0	0	0



7

**DARRYL
PEARSON, JR**

QUARTERBACK

**6-3 | 202 | R-Senior | 2L
Duluth, Ga. (Arkansas State / Northview HS)**

2018 (at Alabama State): Saw action in seven games at quarterback... Completed 50-of-106 passes for 610 yards... Threw for a pair of touchdowns and also threw five interceptions... Finished the year with a season-long pass of 78 yards resulting in a touchdown... Ran for 46 yards on 34 carries with a touchdown... Also ran for season-long 15 yard rush late in the year.

2017 (at Alabama State): Saw action in 10 games at quarterback, starting the second half of the season... Finished 53-of-122 for 481 yards and four touchdowns... Finished the season with an 82.46 efficiency rating... Threw three interceptions... Recorded a season-long pass of 67 yards... Averaged 48.10 yards passing per game... Rushed for 311 yards on 58 carries to finish as the third-leading rusher on the team... Finished the season with a pair of touchdowns on the ground... Averaged 4.3 yards per carry... Rushed for a season-best carry of 36 yards... Averaged 24.80 yards per game on the ground.

Previous School: Redshirted his true freshman season at Arkansas State... Did not play during his redshirt freshman season.

High School: 3-star recruit ranked as the No. 4 quarterback in state of Georgia, No. 25 in South region and No. 86 among all quarterbacks according to Scout.com... 3-star recruit by 247Sports as well, ranked as the nation's No. 22 pro-style quarterback... ESPN 3-star recruit rated as the No. 31 dual-threat quarterback in the nation... Second team All-Region 6-A-A-A-A-A in 2014... Threw for 2,013 yards with a 57.8 completion percentage... Averaged 201.3 passing yards per game and finished with a quarterback rating of 100.8... Recorded 17 touchdown passes and five interceptions... Rushed 40 times for 201 yards... Named Offensive Player of the Year in Region 7-A-A-A-A in 2013 after completing 60 percent of his passes for 2,531 yards... Finished his junior season with 19 touchdowns and had a season-best 392 yards in a 35-28 loss to Creekview... Moved from wide receiver to quarterback during his sophomore season... Threw for over 1900 yards and 17 touchdowns in six full games as a quarterback his sophomore season... Also a left-handed pitcher clocked at 85 miles per hour with his

fastball.

PEARSON'S CAREER STATISTICS

Year	G	Att	Yds	Avg	TD	C-A-I	Yds	TD
2018	7	34	56	1.6	1	50-106-5	610	2
2017	10	58	248	4.3	2	53-122-3	481	4
Totals	17	92	304	3.3	3	103-218-6	1091	6

PEARSON'S 2018 GAME-BY-GAME

Opponent	Att	Yds	Avg	TD	C-A-I	Yds	TD
Tuskegee	8	15	1.8	1	15-24-0	164	1
Auburn	4	7	1.7	0	6-15-2	99	0
Kennesaw St.	10	10	1.0	0	11-24-1	195	1
Grambling St.	6	-21	-3.5	0	13-30-2	114	0
Alcorn St.	0	0	0.0	0	0-1-0	0	0
South Alabama	4	20	5.0	0	4-9-0	31	0
Jackson State	2	15	7.5	0	1-3-0	7	0
Totals	34	56	1.6	1	50-106-5	610	2



**MONTAVIOUS
POGUE**

LINEBACKER

**6-1 | 190 | Junior | SQ
Dadeville, Ala. (Dadeville HS)**

2018 (at Alabama State): Did not see any action as a member of the squad.

2017 (at Alabama State): Did not see any action as a member of the squad.

High School: Played at Dadeville (Ala.) High School... Recorded 20 total tackles during senior season, including 17 solo stops... Averaged 2.2 tackles per game through nine games during senior season.

POGUE'S CAREER STATISTICS

Year	G	Tkls	Int-Yds	TFL	PBU	FR	FC	QBH
2018	DNP							
2017	DNP							
Totals	0	0	0-0	0	0	0	0	0



27

**AARON
POPE**

DEFENSIVE BACK

**6-0 | 187 | Senior | 3L
Cleveland, Ohio (Glenville HS)**

2018 (at Alabama State): Played in 11 games at a safety posi-

tion... Recorded 29 tackles, including 15 solo stops... Recorded a season-high eight tackles against PVAMU.

2017 (at Alabama State): Played in nine games as a reserve defensive back and on special teams... Recorded four tackles, including a pair of solo stops... Recorded first career interception, returning it 41 yards... Recorded one pass breakup... Recorded a season-high two tackles against Edward Waters... Recorded interception against Edward Waters at Turkey Day Classic.

2016 (at Alabama State): Did not see action.

High School: Played at Glenville High School in Cleveland, Ohio.

POPE'S CAREER STATISTICS

Year	G	Tkls	Int-Yds	TFL	PBU	FR	FC	QBH
2018	11	29	0-0	0	1	0	0	0
2017	9	4	1-41	0	1	0	0	0
2016	DNP							
Totals	20	33	1-41	0	2	0	0	0

POPE'S 2018 GAME-BY-GAME

Opponent	Tkls	Int-Yds	TFL	PBU	FR	FC	QBH
Tuskegee	1	0-0	0	0	0	0	0
Auburn	4	0-0	0	0	0	0	0
Kennesaw St.	4	0-0	0	0	0	0	0
Grambling St.	2	0-0	0	0	0	0	0
Alcorn St.	4	0-0	0	0	0	0	0
South Alabama	2	0-0	0	0	0	0	0
Alabama AGM	0	0-0	0	1	0	0	0
Texas Southern	1	0-0	0	0	0	0	0
Jackson State	1	0-0	0	0	0	0	0
PVAMU	8	0-0	0	0	0	0	0
MVSU	2	0-0	0	0	0	0	0
Totals	29	0-0	0	1	0	0	0



30

**CLAUDIO
QUINTANILLA**

KICKER / PUNTER

**5-10 | 186 | R-Freshman | RS
Atlanta, Ga. (Tri-Cities HS)**

2018 (at Alabama State): Did not see any action, earning redshirt.

High School: Kicked off 40 times, with 38 touchbacks during senior season... Finished the season with 50 punts, averaging 36 yards per punt... Converted on 15 of 20 point after attempts... Played for coach Kenneth Miller at Tri-Cities High School.



RETURNING PLAYERS

QUINTANILLA'S CAREER STATISTICS

Year	FG	PAT	Points	Long FG
2018			DNP - redshirt	
Totals	0-0	0-0	0	0



45
CAMERON RAMPERSAUD
DEFENSIVE LINE

6-4 | 252 | R-Senior | 1L
Kissimmee, Fla. (NDCS / Liberty HS)

2018 (at Alabama State): Played in three games... Recorded nine tackles, including seven solo stops... Recorded one tackle for loss.

2017 (at Alabama State): Missed the majority of the season after getting injured against Troy... Recorded a pair of tackles before injury... Recovered one fumble.

Previous School: Played two seasons at North Dakota College of Sciences.

High School: Played at Liberty High School... Earned three letters... Named team most valuable player on the defensive line (2016), First Team MCAC Western Division (2016), MCAC Defensive Player of the Year (2016) and a two-time MCAC Defensive Player of the Week selection... Registered a career-best 12 sacks in 2016... Also lettered in track & field and wrestling.

RAMPERSAUD'S CAREER STATISTICS

Year	G	Tkls	Int-Yds	TFL	PBU	FR	FC	QBH
2018	3	9	0-0	1	0	0	0	0
2017	2	2	0-0	0	0	0	0	1
Totals	5	11	0-0	1	0	0	0	1

RAMPERSAUD'S 2018 GAME-BY-GAME

Opponent	Tkls	Int-Yds	TFL	PBU	FR	FC	QBH
Texas Southern	3	0-0	0	0	0	0	0
Jackson State	5	0-0	0	0	0	0	0
PVAMU	1	0-0	1	0	0	0	0
Totals	9	0-0	1	0	0	0	0



13
DAKOTA ROCKER
QUARTERBACK

6-2 | 185 | R-Senior | 1L
Atlanta, Ga. (Tuskegee / Westlake HS)

2018 (at Alabama State): Played in three games in first year

after sitting out... Completed 8-of-16 passes for 38 yards... Recorded a season-long pass of 10 yards.

2017 (at Alabama State): Sat out season after transferring from Tuskegee.

Previous School (at Tuskegee): Did not see any action as a member of the squad and emergency quarterback, earned redshirt as freshman... Did not see any action during redshirt freshman season before transferring.

High School: Played at Westlake High School... Named First Team All-Region 3 6A quarterback... Led Westlake to the region championship... Led Westlake to their best record since 2005, finishing 9-2... Passed for 1,767 yards and 20 touchdowns... Named to AJC Week 9 and Week 12 top performances.

ROCKER'S CAREER STATISTICS

Year	G	Att	Yds	Avg	TD	C-A-I	Yds	TD
2018	3	10	-15	-1.5	0	8-16-0	38	0
Totals	3	10	-15	-1.5	0	8-16-0	38	0

ROCKER'S 2018 GAME-BY-GAME

Opponent	Att	Yds	Avg	TD	C-A-I	Yds	TD
Auburn	6	-22	-3.7	0	4-7-0	20	0
Kennesaw St.	3	7	2.3	0	2-7-0	16	0
South Alabama	1	0	0.0	0	2-2-0	2	0
Totals	10	-15	-1.5	0	8-16-0	38	0



36
BRANDON ROGERS
LINEBACKER

6-1 | 227 | R-Freshman | RS
Mobile, Ala. (Murphy HS)

2018 (at Alabama State): Did not see any action, earned redshirt.

High School: Played at Murphy High School... Recorded 75 total tackles, including 32 solo stops... Averaged 6.8 tackles per game... Recorded one sack... Forced a pair of fumbles... Recorded a pair of pass deflections.

ROGERS' CAREER STATISTICS

Year	G	Tkls	Int-Yds	TFL	PBU	FR	FC	QBH
2018			DNP - redshirt					
Totals	0	0	0-0	0	0	0	0	0



87
ISMAIL SALEEM
RECEIVER

5-11 | 170 | R-Senior | 1L
Montgomery, Ala. (Troy / Carver HS)

2018 (at Alabama State): Played in eight games as a slot receiver... Caught nine passes for 93 yards... Averaged 10.3 yards per reception... Hauled in a season-long pass of 36 yards.

Previous School (at Troy): Did not see any action during junior season due to recovering from injury in sophomore season, earning redshirt at Troy University... Caught five passes for 117 yards and a touchdown before undergoing season-ending surgery during sophomore season... Caught four passes for 106 yards and a 49-yard touchdown in the opener against Austin Peay... Qualified for a medical hardship... Was in the mix at Troy's "X" wide receiver all season, including a start against Idaho during freshman season... Finished the year with seven catches for 63 yards... Did most of his damage on the year at Wisconsin with five catches for 47 yards... Had a 9-yard reception at NC State in the opener and a 7-yard catch against Georgia Southern

High School: Helped lead Carver High School to a 9-3 record as a senior and a trip to the second round of the Alabama 6A playoffs... Caught 47 passes for 701 yards and seven touchdowns; averaged 14.9 yards per reception and 70.1 yards per game... Also rushed once for 26 yards and a score... Returned kicks and punts in addition to playing wide receiver... As a junior (St. Jude High School), won the Alabama 1A state title in the 100m and 200m dash... Earned 1A-4A all-state honorable mention distinction at St. Jude... Also won track state titles in the 60m and 400m dash... Posted career-best times of 6.91 (60m), 10.84 (100m), 21.97 (200m), 50.0 (400m).

SALEEM'S CAREER STATISTICS

Year	G	Att	Yds	Avg	TD	Rec	Yds	Avg	TD
2018	8	1	-4	-4.0	0	9	93	10.3	0
Totals	8	1	-4	-4.0	0	9	93	10.3	0

SALEEM'S 2018 GAME-BY-GAME

Opponent	Att	Yds	Avg	TD	Rec	Yds	Avg	TD
Tuskegee	0	0	0.0	0	1	36	36.0	0
Alcorn St.	1	-4	-4.0	0	2	15	7.5	0
South Alabama	0	0	0.0	0	0	0	0.0	0
Alabama A&M	0	0	0.0	0	2	11	5.5	0
Texas Southern	0	0	0.0	0	1	19	19.0	0
Jackson State	0	0	0.0	0	0	0	0.0	0
PVAMU	0	0	0.0	0	2	5	2.5	0
MVSU	0	0	0.0	0	1	7	7.0	0
Totals	0	0	0.0	0	3	19	6.3	0



RETURNING PLAYERS



11
CHRIS
SCOTT

QUARTERBACK

6-4 | 176 | R-Freshman | RS
Natchez, Miss. (EMCC / Natchez HS)

2018 (at Alabama State): Played in a pair of games at quarterback, earning redshirt... Finished the year 22-of-49 for 167 yards... Threw three interceptions... Finished with a season long of 29 yards... Ran for 29 yards on 11 carries... Scored first career touchdown against PVAMU.

High School: Played at Natchez High School... Enrolled at East Mississippi Community College.

SCOTT'S CAREER STATISTICS

Year	G	Att	Yds	Avg	TD	C-A-I	Yds	TD
2018	2	11	29	2.6	1	22-49-3	167	0
Totals	2	11	29	2.6	1	22-49-3	167	0

SCOTT'S 2018 GAME-BY-GAME

Opponent	Att	Yds	Avg	TD	C-A-I	Yds	TD
Jackson State	5	32	6.4	0	8-25-1	78	0
PVAMU	6	-3	-0.5	1	14-24-2	89	0
Totals	11	29	2.6	1	22-49-3	167	0



NICHOLAS
SMITH

LINEBACKER

6-3 | 218 | R-Sophomore | SQ
Mobile, Ala. (Murphy HS)

2018 (at Alabama State): Did not see any action as a member of the squad.

2017 (at Alabama State): Did not see any action, earned redshirt.

High School: Played at Murphy High School in Mobile (Ala.)... Recorded 99 total tackles, including 55 solo stops... Averaged 8.3 tackles per game... Caused one fumble and recovered one fumble... Played middle linebacker and outside linebacker... Helped lead team to 7-5 record and a 4-4 region record.

SMITH'S CAREER STATISTICS

Year	G	Tkls	Int-Yds	TFL	PBU	FR	FC	QBH
2018	0	0	0-0	0	0	0	0	0
2017	DNP - redshirt							
Totals	0	0	0-0	0	0	0	0	0



77
RANDALL
SMITH

DEFENSIVE LINE

6-4 | 265 | Junior | 2L
Panama City, Fla. (Rutherford HS)

2018 (at Alabama State): Played in 10 games... Recorded 11 tackles from his interior line position, including four solo stops... Recorded one tackle for loss.

2017 (at Alabama State): Played in five games as a backup defensive lineman and on special teams... Recorded one tackle... Recorded one pass breakup... Made college debut on the road at Texas Southern.

High School: Played at Rutherford High School.

SMITH'S CAREER STATISTICS

Year	G	Tkls	Int-Yds	TFL	PBU	FR	FC	QBH
2018	10	11	0-0	1	0	0	0	0
2017	5	1	0-0	0	1	0	0	0
Totals	15	12	0-0	1	1	0	0	0

SMITH'S 2018 GAME-BY-GAME

Opponent	Tkls	Int-Yds	TFL	PBU	FR	FC	QBH
Auburn	0	0-0	0	0	0	0	0
Kennesaw St.	0	0-0	0	0	0	0	0
Grambling St.	1	0-0	0	0	0	0	0
Alcorn St.	2	0-0	0	0	0	0	0
South Alabama	1	0-0	0	0	0	0	0
Alabama A&M	0	0-0	0	0	0	0	0
Texas Southern	1	0-0	0	0	0	0	0
Jackson State	1	0-0	0	0	0	0	0
PVAMU	2	0-0	0	0	0	0	0
MVSU	3	0-0	1	0	0	0	0
Totals	12	0-0	1	0	0	0	0



81
MARQUEZ
SPENCER

RECEIVER

6-0 | 181 | Junior | 2L
Atlanta, Ga. (Coffeyville CC / Atl Sports Aca)

2018 (at Alabama State): Played in 10 games... Hauled in 14 receptions for 167 yards... Averaged 11.9 yards per catch... Recorded a season-long pass of 53 yards... Averaged 16.7 yards per game receiving... Also return 11 kicks for 204 yards, with a season-long of 23 yards.

2017 (at Alabama State): Played in nine games as a backup receiver and on special teams... Caught three passes for 21 yards, with a season-long of 10 yards... Averaged seven yards per reception... Averaged 2.33 yards per game receiving... Led the team with 10 kickoff returns, totaling 195 yards... Averaged 19.5 yards per return... Returned a season-long kick of 40 yards.

High School: Played wide receiver and safety for Atlanta Sports Academy... Initially signed with Coffeyville Community College out of high school.

SPENCER'S CAREER STATISTICS

Year	G	Att	Yds	Avg	TD	Rec	Yds	Avg	TD
2018	10	0	0	0.0	0	14	167	11.9	0
2017	9	1	13	13.0	0	3	21	7.0	0
Totals	19	1	13	13.0	0	17	188	11.1	0

SPENCER'S 2018 GAME-BY-GAME

Opponent	Att	Yds	Avg	TD	Rec	Yds	Avg	TD
Auburn	0	0	0.0	0	2	8	4.0	0
Kennesaw St.	0	0	0.0	0	4	84	21.0	0
Grambling St.	0	0	0.0	0	1	3	3.0	0
Alcorn St.	0	0	0.0	0	0	0	0.0	0
South Alabama	0	0	0.0	0	2	22	11.0	0
Alabama A&M	0	0	0.0	0	0	0	0.0	0
Texas Southern	0	0	0.0	0	1	-1	-1.0	0
Jackson State	0	0	0.0	0	1	10	10.0	0
PVAMU	0	0	0.0	0	1	8	8.0	0
MVSU	0	0	0.0	0	2	33	16.5	0
Totals	0	0	0.0	0	14	167	11.9	0



16
NICHOLAS
TERRY

LINEBACKER

6-4 | 235 | Junior | 2L
Youngstown, Ohio (Ft. Union Military Academy)

2018 (at Alabama State): Played in 11 games... Finished the season with 22 total tackles, including 12 solo stops... Recorded three tackles for loss.

2017 (at Alabama State): Played in 11 games at linebacker and on special teams... Recorded 15 total tackles, including 10 solo stops... Recorded three tackles for loss, totaling seven yards... Recorded one quarterback hurry... Recorded season-high five tackles against Kennesaw State... Recorded a pair of tackles for loss against Grambling State.

High School: Played at Austintown Fitch High School in Austintown, Ohio... At outside linebacker in 2015, registered 50 tackles and blocked a field goal... Also lettered in basketball... Also played at Fort Union Military School... Finished with 41



RETURNING PLAYERS

tackles during senior season, including 15 tackles for loss and three sacks... Forced one fumble and had seven quarterback hurries... Finished with five knockdowns... Recorded one touchdown reception to win in overtime.

TERRY'S CAREER STATISTICS

Year	G	Tkls	Int-Yds	TFL	PBU	FR	FC	QBH
2018	11	22	0-0	3	0	0	0	0
2017	11	15	0-0	3	0	0	0	1
Totals	22	37	0-0	6	0	0	0	1

TERRY'S 2018 GAME-BY-GAME

Opponent	Tkls	Int-Yds	TFL	PBU	FR	FC	QBH
Tuskegee	2	0-0	1	0	0	0	0
Auburn	1	0-0	0	0	0	0	0
Kennesaw St.	0	0-0	0	0	0	0	0
Grambling St.	2	0-0	0	0	0	0	0
Alcorn St.	7	0-0	0	0	0	0	0
South Alabama	2	0-0	0	0	0	0	0
Alabama A&M	0	0-0	0	0	0	0	0
Texas Southern	1	0-0	0	0	0	0	0
Jackson State	2	0-0	1	0	0	0	0
PVAMU	5	0-0	1	0	0	0	0
MVSU	0	0-0	0	0	0	0	0
Totals	22	0-0	3	0	0	0	0



60 CARL THOMPSON OFFENSIVE LINE

**6-3 | 282 | R-Junior | 2L
Miami, Fla. (Miami Jackson Senior HS)**

2018 (at Alabama State): Played 11 games, anchoring the offensive line for the Hornets... Played all 11 games at center... Named SAAC President.

2017 (at Alabama State): Played in 10 games, with nine starts... Helped lead Alabama State to five wins in their last six games at center.

2016 (at Alabama State): Saw action in multiple games last season on the offensive line... Helped pave the way for the Hornets' rushing attack at 220.5 yards per game... Started in eight of the 11 games on the offensive line last season... Selected to the 2016 All-SWAC First Team.

High School: Played at Miami Jackson Senior High School.



25 LAWRENCE TOLBERT DEFENSIVE BACK

**6-3 | 191 | R-Sophomore | 1L
Mobile, Ala. (Murphy HS)**

2018 (at Alabama State): Played in 11 games on defense, and mainly special teams... Recorded one pass breakup.

2017 (at Alabama State): Did not see any action, earned redshirt.

High School: Played at Murphy High School... Helped lead to team to a 7-4 record and playoff berth during senior season... Finished with 37 total tackles, including 24 solo stops... Averaged 4.1 tackles per game... Caused one fumble and defended two passes in nine games.

TOLBERT'S CAREER STATISTICS

Year	G	Tkls	Int-Yds	TFL	PBU	FR	FC	QBH
2018	11	0	0-0	0	1	0	0	0
2017	DNP - redshirt							
Totals	11	0	0-0	0	1	0	0	0

TOLBERT'S 2018 GAME-BY-GAME

Opponent	Tkls	Int-Yds	TFL	PBU	FR	FC	QBH
Tuskegee	0	0-0	0	0	0	0	0
Auburn	0	0-0	0	0	0	0	0
Kennesaw St.	0	0-0	0	0	0	0	0
Grambling St.	0	0-0	0	1	0	0	0
Alcorn St.	0	0-0	0	0	0	0	0
South Alabama	0	0-0	0	0	0	0	0
Alabama A&M	0	0-0	0	0	0	0	0
Texas Southern	0	0-0	0	0	0	0	0
Jackson State	0	0-0	0	0	0	0	0
PVAMU	0	0-0	0	0	0	0	0
MVSU	0	0-0	0	0	0	0	0
Totals	0	0-0	0	1	0	0	0



80 DELANCEY TOLLIVER RECEIVER

**6-4 | 210 | R-Freshman | RS
Montgomery, Ala. (Sidney Lanier HS)**

2018 (at Alabama State): Played in one game... Caught one pass for five yards in only appearance against South Alabama on the road... Earned redshirt.

High School: Prepped at Sidney Lanier High School.

TOLLIVER'S CAREER STATISTICS

Year	G	Att	Yds	Avg	TD	Rec	Yds	Avg	TD
2018	1	0	0	0.0	0	1	5	5.0	0
Totals	1	0	0	0.0	0	1	5	5.0	0

TOLLIVER'S 2018 GAME-BY-GAME

Opponent	Att	Yds	Avg	TD	Rec	Yds	Avg	TD
South Alabama	0	0	0.0	0	1	5	5.0	0
Totals	0	0	0.0	0	1	5	5.0	0



17 DANIEL TROUTMAN DEFENSIVE BACK

**6-0 | 170 | R-Sophomore | 1L
Atlanta, Ga. (Mays HS)**

2018 (at Alabama State): Played in 10 games on defense and special teams... Recorded a pair of tackles.

2017 (at Alabama State): Did not see any action, earned redshirt.

High School: Finished with 55 tackles during senior season... Finished the season with a pair of interceptions... Recorded three interceptions during prep career... Played for coach Maliki Battle at Mays High School... Had offers from Jacksonville State and South Carolina State.

TROUTMAN'S CAREER STATISTICS

Year	G	Tkls	Int-Yds	TFL	PBU	FR	FC	QBH
2018	10	2	0-0	0	0	0	0	0
2017	DNP - redshirt							
Totals	10	2	0-0	0	0	0	0	0

TROUTMAN'S 2018 GAME-BY-GAME

Opponent	Tkls	Int-Yds	TFL	PBU	FR	FC	QBH
Auburn	0	0-0	0	0	0	0	0
Kennesaw St.	1	0-0	0	0	0	0	0
Grambling St.	1	0-0	0	0	0	0	0
Alcorn St.	0	0-0	0	0	0	0	0
South Alabama	0	0-0	0	0	0	0	0
Alabama A&M	0	0-0	0	0	0	0	0
Texas Southern	0	0-0	0	0	0	0	0
Jackson State	0	0-0	0	0	0	0	0
PVAMU	0	0-0	0	0	0	0	0
MVSU	0	0-0	0	0	0	0	0
Totals	2	0-0	0	0	0	0	0



RETURNING PLAYERS



23

BRYCE WEBSTER

DEFENSIVE BACK

**6-1 | 173 | R-Freshman | RS
Columbus, Ga. (Spencer HS)**

2018 (at Alabama State): Played in one game last season at South Alabama, earning redshirt.

High School: Played with his twin brother, Davonte, who also signed with Alabama State... Finished with 86 tackles and eight sacks... Recorded 28 tackles for loss and one interception... Finished with 146 career tackles and 46 tackles for loss... Had two career interception... Had offers from Miles and Tuskegee.

WEBSTER'S CAREER STATISTICS

Year	G	Tkls	Int-Yds	TFL	PBU	FR	FC	QBH
2018	1	0	0-0	0	0	0	0	0
Totals	1	0	0-0	0	0	0	0	0

WEBSTER'S 2018 GAME-BY-GAME

Opponent	Tkls	Int-Yds	TFL	PBU	FR	FC	QBH
South Alabama	0	0-0	0	0	0	0	0
Totals	0	0-0	0	0	0	0	0



41

DEVONTE WEBSTER

LINEBACKER

**6-1 | 178 | R-Freshman | RS
Columbus, Ga. (Spencer HS)**

2018 (at Alabama State): Played in one game last season at registering four tackles at Kennesaw State... Earned redshirt.

High School: Played with his twin brother, Bryce, who also signed with Alabama State... Finished with 128 tackles and nine sacks... Recorded one forced fumble and 24 tackles for loss... Played for coach Pier Coffey at Spencer High School... Had offers from West Georgia, Tuskegee, East Tennessee State.

WEBSTER'S CAREER STATISTICS

Year	G	Tkls	Int-Yds	TFL	PBU	FR	FC	QBH
2018	1	4	0-0	0	0	0	0	0
Totals	1	4	0-0	0	0	0	0	0

WEBSTER'S 2018 GAME-BY-GAME

Opponent	Tkls	Int-Yds	TFL	PBU	FR	FC	QBH
Kennesaw St.	4	0-0	0	0	0	0	0
Totals	4	0-0	0	0	0	0	0



2

ROMELO WEBSTER

DEFENSIVE BACK

**5-11 | 177 | R-Junior | 1L
Miramar, Fla. (Iowa State / Hallandale HS)**

2018 (at Alabama State): Played in 10 games... Recorded 27 tackles, including 18 solo stops... Recorded one pass breakup.

Previous School (at Iowa State): Saw action in one game last season... Redshirted initial collegiate season.

High School: Chose Iowa State over Pittsburgh, Oregon State, Cincinnati and others ... three-star recruit by Scout and ESPN ... ranked No. 153 in Scout's national cornerback rankings ... ranked as the 119th-best safety by ESPN ... named third-team all-state in Class 5A by the AP in 2015 ... team finished 10-3 and advanced to the third round of the playoffs in 2015 ... had 20 tackles, seven pass breakups and two interceptions as a senior ... as a junior, recorded 25 tackles, four pass breakups and one interception ... coached by Dameon Jones.

WEBSTER'S CAREER STATISTICS

Year	G	Tkls	Int-Yds	TFL	PBU	FR	FC	QBH
2018	10	27	0-0	0	1	0	0	0
Totals	10	27	0-0	0	1	0	0	0

WEBSTER'S 2018 GAME-BY-GAME

Opponent	Tkls	Int-Yds	TFL	PBU	FR	FC	QBH
Auburn	0	0-0	0	0	0	0	0
Kennesaw St.	3	0-0	0	0	0	0	0
Grambling St.	1	0-0	0	0	0	0	0
Alcorn St.	6	0-0	0	0	0	0	0
South Alabama	6	0-0	0	0	0	0	0
Alabama A&M	6	0-0	0	0	0	0	0
Texas Southern	0	0-0	0	0	0	0	1
Jackson State	1	0-0	0	0	0	0	0
PVAMU	4	0-0	0	0	0	0	0
MVSU	0	0-0	0	0	0	0	0
Totals	27	0-0	0	1	0	0	0



4

BRYAN WEST

RECEIVER

**5-10 | 133 | R-Freshman | RS
Cleveland Heights, Ohio (Garfield HS)**

2018 (at Alabama State): Did not see any action during first year of collegiate football, earned redshirt.

High School: Played at Glenville High School in Cleveland (Ohio)... Named First Team All-League... Honorable Mention NE Ohio Lakes District... Three-year letterman, two-year starter... Also lettered in track, state qualifier in sprints... Rushed the ball 10 times for 115 yards, averaging 11.5 yards per carry... Scored a pair of touchdowns rushing... Also caught 27 passes for 518 yards, averaging 19.1 yards per catch... Recorded six receiving touchdowns... Also returned kicks - returned five kicks for 127 yards... Averaged 25.4 yards per return... Returned two kicks for touchdowns, including a long of 74 yards.

WEST'S CAREER STATISTICS

Year	G	Att	Yds	Avg	TD	Rec	Yds	Avg	TD
2018									
Totals	0	0	0	0.0	0	0	0	0.0	0



65

JORDAN WILLIAMS

OFFENSIVE LINE

**6-4 | 280 | R-Sophomore | 1L
Tallahassee, Fla. (Rickards HS)**

2018 (at Alabama State): Did not see any action after rehabilitation of season-ending injury from 2017.

2017 (at Alabama State): Did not see any action after suffering injury during preseason camp.

2016 (at Alabama State): Did not see action.

2015 (at Alabama State): Played in one game.

High School: Played at Rickards High School in Tallahassee (Fla.).



RETURNING PLAYERS



14
MILES
WILLIAMS
RECEIVER

6-2 | 178 | Senior | 2L
Tampa, Fla. (Wharton HS)

2018 (at Alabama State): Played in 11 games on defense and mainly on special teams... Recorded three tackles.

2017 (at Alabama State): Played in five games, making debut at Texas Southern... Finished with five tackles, including three solo stops on special teams... Recorded a pair of tackles each at Texas Southern and Edward Waters... Listed as a wide receiver.

High School: Played at Wharton High School in Tampa (Fla.)... Finished senior season with 1,102 yards rushing on 145 carries... Averaged 7.6 yards per rush... Averaged 110.2 yards per game rushing... Scored 10 touchdowns on the ground, and 11 total... Played running back and defensive back... Helped lead team to an 8-2 record.

WILLIAMS' CAREER STATISTICS

Year	G	Tkls	Int-Yds	TFL	PBU	FR	FC	QBH
2018	11	3	0-0	0	0	0	0	0
2017	5	5	0-0	0	0	0	0	0
Totals	16	8	0-0	0	0	0	0	0

WILLIAMS' 2018 GAME-BY-GAME

Opponent	Tkls	Int-Yds	TFL	PBU	FR	FC	QBH
Tuskegee	0	0-0	0	0	0	0	0
Auburn	1	0-0	0	0	0	0	0
Kennesaw St.	2	0-0	0	0	0	0	0
Grambling St.	0	0-0	0	0	0	0	0
Alcorn St.	0	0-0	0	0	0	0	0
South Alabama	0	0-0	0	0	0	0	0
Alabama A&M	0	0-0	0	0	0	0	0
Texas Southern	0	0-0	0	0	0	0	0
Jackson State	0	0-0	0	0	0	0	0
MVSU	0	0-0	0	0	0	0	0
PVAMU	0	0-0	0	0	0	0	0
Totals	3	0-0	0	0	0	0	0



33
ALAINE
WINT
DEFENSIVE BACK

5-11 | 158 | Senior | 1L
Sunrise, Fla. (Piper HS)

2018 (at Alabama State): Played in seven games on defense and mainly on special teams.

2017 (at Alabama State): Did not see any action.

2016 (at Alabama State): Did not see any action.

High School: Played at Piper High School in Sunrise (Fla.)... Helped team finish 10-2 (4-1 in district play) during senior season.

WINT'S CAREER STATISTICS

Year	G	Tkls	Int-Yds	TFL	PBU	FR	FC	QBH
2018	7	0	0-0	0	0	0	0	0
2017				DNP				
2016				DNP				
Totals	7	0	0-0	0	0	0	0	0

WINT'S 2018 GAME-BY-GAME

Opponent	Tkls	Int-Yds	TFL	PBU	FR	FC	QBH
Tuskegee	0	0-0	0	0	0	0	0
Kennesaw St.	0	0-0	0	0	0	0	0
Grambling St.	0	0-0	0	0	0	0	0
Alcorn St.	0	0-0	0	0	0	0	0
South Alabama	0	0-0	0	0	0	0	0
Alabama A&M	0	0-0	0	0	0	0	0
Texas Southern	0	0-0	0	0	0	0	0
Totals	0	0-0	0	0	0	0	0



NEWCOMERS

COLTON ADAMS

LINEBACKER

6-2 | 220 | Freshman | RS
Wetumpka, Ala. (Wetumpka HS)

High School: Played linebacker at Wetumpka (Ala.) High School... Helped team to state championship game during junior season and the semifinals during senior season... Named All-Metro at the conclusion of senior season... Earned AHSAA Class 6A First Team All-State honors... Finished with 121 tackles, with 21 of those tackles going for loss... Also recorded a pair of sacks and intercepted a pair of passes... Finished his career as a two-time All-State and two-time All-Metro selection... Helped Wetumpka to an 11-3 season and a berth in the AHSAA Class 6A semifinals during senior season... During junior year, finished with 132 tackles and 11 for loss... Younger brother of Chase Adams who plays at Faulkner.

ROBERT ALSTON

OFFENSIVE LINE

6-3 | 285 | Freshman | HS
Linden, Ala. (Linden HS)

High School: Played at Linden High School... Helped Linden finish the season 13-1, including 7-0 in region play during senior year... Helped team score 30-plus points 10 different times during the season on the offensive line... Team scored 582 points during the 2018 football season.

JOSH ANJORIN

OFFENSIVE LINE

6-3 | 292 | Freshman | HS
Douglasville, Ga. (New Manchester HS)

High School: Played at New Manchester High School... Played both guard and tackle on the offensive line... Team finished 2-8 in the regular season, including 1-7 in region play... Helped team score 20-plus point three times during the season.

LUKE BARNES

LONG SNAPPER

6-1 | 200 | Sophomore | TR
Tempe, Ariz. (Mesa CC / Marcos de Niza HS)

Previous School: Played at Mesa Community College, playing two years... Played in six games during sophomore season.

High School: Played at Marcos de Niza High School.

DURAN BELL

RUNNING BACK

5-10 | 174 | R-Sophomore | TR
Tampa, Fla. (South Florida / Hillsborough HS)

Previous School (at South Florida): Played in three games as a redshirt freshman... carried the ball 28 times for 156 yards... averaged 5.3 yards per carry for the Bulls... scored one touchdown and had a long run of 16 yards... averaged 49.33 yards per game in a reserve role... caught two passes for four yards as a redshirt freshman... did not play as a true freshman, redshirted in 2017.

High School: Played for Earl Garcia at Hillsborough High School... named the team's offensive MVP in 2016... named Hillsborough's Athlete of the Year in both football and track... can play several different positions in all three phases of the game, including holding on kicks... top 50 on the Tampa Bay Times' HomeTeam 100... in his career, rushed 251 times for 1,801 yards and 21 touchdowns in three seasons (2,189 all-purpose yards)... as a senior, rushed for 833 yards with four 100-yard games and 14 touchdowns and logged 1,128 all-purpose yards... rushed for 655 yards as a junior... named to the 2015 All-Western Conference First Team as a junior... posted 86 tackles as a sophomore and ran for 458 yards...also shined on the track, lettering in three seasons... as a junior made the All-Tampa Team in the 400 meters with an area-best time of 47.60 seconds... an All-Hillsborough Team Honorable Mention selection in 2015... rated as a two-star recruit by 247Sports, Rivals and Scout... also received offers from Bowling Green, Florida International, Marshall, McNeese State, Miami (Ohio), Toledo and Utah State.

SAMUEL BLACKSHEAR

OFFENSIVE LINE

6-1 | 250 | Freshman | HS
Montgomery, Ala. (Sidney Lanier HS)

High School: Played on both sides of the football at Sidney Lanier (Ala.) High School... Played on interior line on both sides... Helped lead the Poets to the AHSAA state playoffs during prep career.

JAHOD BOOKER

RECEIVER

5-11 | 185 | R-Sophomore | TR
Montgomery, Ala. (Memphis / Park Crossing)

Previous School (at Memphis): Member of 2017 squad that went 10-3, won The American West Division title (7-1 league record) and played in The American Championship Game ... Squad earned the program's first Liberty Bowl bid and played in the hometown's postseason classic... Redshirted in 2016 ... Member of 2016 squad that went 8-5 and played in the Boca Raton Bowl.

High School: Helped Park Crossing High School to an 8-3 record in 2015 ... In two seasons with the Thunderbirds, grabbed 55 catches for 1,230 yards and 16 TD for head coach Smitty Grider ... A 2015 Montgomery Advertiser All-Metro pick ... Helped lead the Thunderbirds to an Alabama High School Athletic Association (AHSAA) Class 6A playoffs appearance his senior season, falling in the first round ... The AHSAA Class 6A playoffs berth came in Park Crossing High School's second season of playing football ... Helped lead the 2015 Thunderbirds to an 8-3 record and the AHSAA Class 6A Region 2 title ... The regional crown was the program's first ... As a junior in 2014, caught 21 passes for a team-high 572 yards and a team-leading nine TD ... A 2014 Montgomery Advertiser All-Metro selection ... Park Crossing posted a 7-3 record in 2014 ... Also a sprinter on the track and field team and qualified for the 2015 AHSAA 6A Alabama state championships in the 200 meters, finishing 11th.

ROBERT BOYD

OFFENSIVE LINE

6-6 | 300 | Freshman | HS
Deerfield Beach, Fla. (Deerfield Beach HS)

High School: Played at Deerfield Beach (Fla.) High School... Helped team finish 12-2 in the regular season, including 5-0 in district play... Helped team score 30-plus times seven different times during senior season.



NEWCOMERS

JOSHUA CAMPBELL

QUARTERBACK

6-0 | 200 | Freshman | HS
Lithonia, Ga. (Arabia Mountain HS)

High School: Lettered in baseball and football at Arabia Mountain High School... Named Honorable Mention 5-A AAAA All-Region as a running back... In baseball, hit .387 in 29 games... Drove in 22 runs and knocked in another 26, while recording on a .520 on-base percentage... Collected 29 hits during senior season.

DEVIN CHAMBLISS

LINEBACKER

6-0 | 225 | Freshman | HS
Suffolk, Va. (King's Fork HS)

High School: Played at King's Fork High School... Finished season with 93 total tackles, including 41 solo stops... Averaged 8.5 tackles per game... Recorded a pair of sacks on the year... Played in 11 games and helped team to a 6-6 record during 2018 season.

NAYTRON CULPEPPER

DEFENSIVE BACK

6-1 | 175 | Sophomore | TR
Miami, Fla. (South Florida / Carol City HS)

Previous School (at South Florida): Played in three games, totaling 19 tackles (12 solo) in second year... as a freshman totaled 12 tackles (eight solo), a half tackle for loss and two pass breakups in 10 games (two starts)... made his second-career start against Texas Tech in the Birmingham Bowl (12/23), finishing with a solo tackle... made his first-career start at UCF (11/24), finishing with two tackles... made a career-high four tackles against Tulsa (11/16)... set a career high with two pass breakups at East Carolina (9/30).

High School: Played for Aubrey Hill at Carol City in Miami... helped the Chiefs win the Florida Class 6A State Championship in his senior season ... the Chief defense held Lake Gibson to just 89 total yards in the championship game...part of a defense that allowed a South Florida-best 105.1 yards per game ...rated by the Miami Herald as one of the top five players at his position in the area for the 2017 class... selected to play in the 23rd annual Miami-Dade All-Star Game... rated as a three-star recruit by 247Sports, Rivals and Scout... rated as the eighth-best cornerback recruit in the state of Florida by Scout (30th in south, 81st nationally).

IRSHAAD DAVIS

DEFENSIVE BACK

5-9 | 160 | Freshman | HS
Opa Locka, Fla. (Carol City HS)

High School: Played at Carol City (Fla.) High School... Brother, Carlton Davis, played defensive back at Auburn... Had offers from Tennessee State and South Florida.

TIFTON DOBBS

RECEIVER

6-6 | 192 | Freshman | HS
Lanett, Ala. (Lanett HS)

High School: Played at Lanett High School... Had 19 receptions for 248 yards during senior season... Caught eight touchdown passes during senior season... Also recorded 68 tackles on the defensive side of the football, including 38 solo tackles... Recorded three sacks... Helped Lanett to a 10-2 record and team reached the AHSAA Class 1A quarterfinals.

JONATHAN FELLS

RUNNING BACK

6-0 | 205 | Freshman | HS
Ozark, Ala. (Carroll HS)

High School: Played at Carroll High School... Finished senior season with 303 carried for 1,648 yards... Scored 21 rushing touchdowns during season... Helped Carroll finish 4-5 on the season... Averaged 183 yards per game... Rushed for 23 touchdowns and 1,360 yards during freshman season, followed by 17 touchdowns and 933 yards as a sophomore... During junior season, rushed for 1,126 yards and 20 touchdowns... Had offers from several FBS schools including Auburn, Southern Miss, Troy, Alabama, Cincinnati, Florida and Florida State... A two-star recruit according to Rivals.com.

DARYL FLOWERS

DEFENSIVE BACK

5-11 | 170 | Freshman | HS
Montgomery, Ala. (G.W. Carver HS)

High School: Played at Carver (Ala.) High School in Montgomery... Helped team reach the AHSAA Class 6A playoffs during senior season.

TA'RON GREENWOOD

DEFENSIVE BACK

6-3 | 170 | Freshman | HS
Huntsville, Ala. (Mae Jemison HS)

High School: Defensive leader for Mae Jemison during junior season... Helped team reach playoffs, going 4-7 in the regular season and reaching the first round... Recorded three interceptions, 21 tackles and 10 pass breakups as a senior... Thrived on special teams, accounting for one kick return and one punt return for a touchdown... Amassed seven career interceptions, two forced fumbles and one fumble recovery... Also offered by Miles College.

JUWAN HAYES

OFFENSIVE LINE

6-2 | 285 | Freshman | HS
Columbia, S.C. (Heathwood Hall Episcopal)

High School: Played at Heathwood Hall Episcopal High School... Named SCISA All-State during senior season... Selected as a SCISA North-South All-Star... Also selected as Metro Bowl All-Star... Two-time SCISA All-State recipient... Also offered by Presbyterian, Newberry, St. Andrews and Missouri Baptist.

JAKE HOWARD

LINEBACKER

6-1 | 210 | Freshman | HS
Prattville, Ala. (Prattville HS)

High School: Played at Prattville (Ala.) High School... Finished senior season with 97 total tackles, including 55 solo stops... Recorded 15 tackles for loss and three sacks... Also recorded seven quarterback hurries... Helped team to a 7-4 record and a berth in the AHSAA Class 7A playoffs... Also offered by Jackson State and Union.



NEWCOMERS

JIMMIE JENKINS

DEFENSIVE LINE

**6-4 | 255 | Freshman | HS
Cleveland, Ohio (Glenville HS)**

High School: Played at Glenville (Ohio) High School... Played a pair of positions on the defensive side of the football, playing defensive end and defensive tackle... Played for Ted Ginn, Sr... Helped team to an 8-2 record, including 7-0 in conference play.

JOSEPH JONES

OFFENSIVE LINE

**6-4 | 250 | Freshman | HS
Columbus, Ga. (Carver HS)**

High School: Played offensive line at Carver (Ga.) High School in Columbus... Named Region 1-4A on the offensive line during junior and senior seasons... Played on both sides of the ball during prep career, both on interior line... High school teammate of current Hornet Andrew Ogletree... Recorded 74 total tackles during senior season, with 10 sacks.

KERON JONES

RECEIVER

**5-10 | 180 | Freshman | HS
Oxon Hill, Md. (Potomac HS)**

High School: Played at Potomac High School... Played multiple positions in high school, including wide receiver and defensive back... Also returned kicks... Caught 27 passes for 671 yards and eight touchdowns offensively... Averaged 61 yards per game receiving... Recorded 10 total touchdowns... Recorded 1,193 all-purpose yards in high school career.

CAMERON LEMONS

DEFENSIVE BACK

**6-1 | 192 | Freshman | HS
Munford, Ala. (Munford HS)**

High School: Played at Munford (Ala.) High School... Finished senior season with 48 total tackles... Recorded three interceptions and four pass breakups... Also caught 10 passes for 165 yards and a pair of touchdowns... Finished career with 101 total tackles and four interceptions... Finished career with 13 pass breakups... Caught 15 passes in prep career for 350 yards and five touchdowns.

JUSTIN LEWIS

RUNNING BACK

**6-4 | 250 | Freshman | HS
Montgomery, Ala. (Carver HS)**

High School: Played at Carver (Ala.) High School in Montgomery, along with fellow Alabama State Hornet Darryl Flowers... Helped lead team to the AHSAA state playoffs during senior season... Ran for 392 yards on 54 carries... Scored four touchdowns on the offensive side of the football... Averaged 78.4 yards per game rushing.

CHRISTIAN MCDOWELL

DEFENSIVE BACK

**5-11 | 265 | Freshman | HS
Edgewood, Md. (Edgewood HS)**

High School: Played on both sides of the football during prep career at Edgewood (Md.) High School... Played receiver, cornerback and safety... Recorded 15 catches for 521 yards during senior season... Averaged 34.7 yards per reception... Averaged 43.2 yards receiving per game... Scored a pair of touchdowns through the air during senior season.

JACORY MERRITT

RUNNING BACK

**5-11 | 170 | Freshman | HS
Montgomery, Ala. (Sidney Lanier HS)**

High School: Played at Sidney Lanier (Ala.) High School... Named All-Metro following senior season... Named Second Team AHSAA Class 6A All-State... Amassed 2,354 all-purpose yards... Rushed for 1,363 yards and eight touchdowns on 210 carries... Also recorded 23 receptions for 382 yards and a pair of touchdowns... Added 231 punt return and 378 kickoff-return yards... Two-time All-Metro selection... Led team a berth in the AHSAA Class 6A playoffs... Chose Alabama State over Alcorn State.

DANIEL NEAL

RECEIVER

**5-11 | 185 | Freshman | HS
Warner Robins, Ga. (Northside Warner Robins)**

High School: Played at Northside Warner Robins (Ga.) High School... Caught 35 passes for 660 yards during senior season, including catching seven touchdown passes... Also finished with 178 yards rushing on 26 carries... Finished senior season with 1,037 all-purpose yards... Caught 47 passes during prep career for 713 yards and seven touchdowns... Also recorded 1,061 rushing yards on 166 carries... Offered as a preferred walk-on by Georgia Southern.

RYAN NETTLES

QUARTERBACK

**6-4 | 190 | Freshman | HS
Evergreen, Ala. (Hillcrest HS)**

High School: Played at Hillcrest-Evergreen (Ala.) High School... Two-year starter and finished his career with 5,203 passing yards and 52 touchdowns... Also added 487 career yards rushing and five touchdowns... Completed 62 percent of his passes during his high school career... The newest Hornet led his team to the Alabama High School Athletic Association (AHSAA) Class 3A state championship game in 2017, while also being named First Team All-State and championship game MVP... Also starred at shooting guard for Hillcrest-Evergreen by averaging 12.6 points per game.

DANTE NORRIS

RUNNING BACK

**6-0 | 194 | Freshman | HS
Warrensville, Ohio (Warrensville Heights HS)**

High School: Lettered in basketball and football at Warrensville Heights (Ohio) High School... Played three different positions in high school including running back, receiver and cornerback... During sophomore season, ran the ball 15 times for 163 yards and caught one pass against Bedford High School... Scored two touchdowns in the game against Bedford.

KEVIN OLDS

LINEBACKER

**6-1 | 215 | Freshman | HS
Perrysburg, Ohio (Perrysburg HS)**

High School: Played on both sides of the football for Perrysburg (Ohio) High School... On offense, rushed for 155 yards and scored a touchdown... Team finished 4-6 during senior season.

GRANTIS POOLE

RUNNING BACK

**5-9 | 175 | Freshman | HS
Hollywood, Fla. (Chaminade-Madonna HS)**

High School: Played at Chaminade-Madonna (Fla.) High School... Played multiple positions during prep career, including returning kicks... Rushed for 103 yards in 13 games during senior season... Caught 10 passes for 207 yards.



NEWCOMERS

DRE'LIN POTTS

RECEIVER

**6-4 | 190 | Freshman | HS
Hogansville, Ga. (Callaway HS)**

High School: Played at Hogansville (Ga.) High School... During senior season, had 12 catches for 575 yards... Also caught six touchdown passes... During prep career, recorded 52 catches for 1,232 yards... Also caught 12 touchdown passes for his career.

NIGEL SHAMBURGER

RUNNING BACK

**5-10 | 180 | Freshman | HS
Prichard, Ala. (Vigor HS)**

High School: Played at Vigor (Ala.) High School... Lettered in football and soccer... Helped team finish 11-4 during senior season, including 5-1 in region play... Ran the ball 21 times for 159 yards... Averaged 31.8 yards per game... Averaged 7.6 yards per carry.

TRAVON TAYLOR

OFFENSIVE LINE

**6-4 | 270 | Freshman | HS
Miami, Fla. (Miami Central HS)**

High School: Played at Miami Central (Fla.) High School... Helped team finish 11-3 overall, earning Honorable Mention All-State honors... Helped team scored 30-plus points in 12 of their 14 games of the 2018 season... Chosen for the Miami-Dade All-Star football game.

DAMECUS THOMAS

DEFENSIVE BACK

**5-11 | 175 | Freshman | HS
Anniston, Ala. (Anniston HS)**

High School: Played at Anniston (Ala.) High School... Finished senior season with 60 tackles... Also recorded four interceptions and four punt blocks... Also recorded a pair of pass breakups during senior season... Offered by the University of the Columbias, Huntingdon and Grambling State.

DONELLE THOMAS

DEFENSIVE BACK

**5-11 | 193 | R-Sophomore | TR
Miami, Fla. (South Florida / Carol City HS)**

Previous School (at South Florida): Made three solo tackles in eight games during freshman year... Played mostly on special teams early in the year... Saw action in the secondary at the end of the year... Earned redshirt during second year.

High School: Played for Aubrey Hill at Carol City (Miami)...

helped the Chiefs win the Florida Class 6A State Championship in his senior season... intercepted a pass in the Chiefs' 14-6 state championship game victory over Lake Gibson... part of a defense that allowed a South Florida-best 105.1 yards per game... intercepted five passes in 2016... as a senior, posted seven interceptions and 30 tackles...earned all-state and All-Dade honors... rated as a three-star recruit by 247Sports... named one of the Miami Herald's top 25 players for the 2017 class.

MARREO THOMAS

DEFENSIVE LINE

**6-0 | 273 | Freshman | HS
Anniston, Ala. (Saks HS)**

High School: Played at Saks (Ala.) High School... Played on both the offensive and defensive line for Saks High School under head coach Jonathan Miller ... helped the Wildcats reach a quarterfinal berth in the 2018 Alabama Class 3A State Tournament, finishing the season with a 10-2 overall record ... earned all-state and all-county accolades his junior and senior seasons... Recorded 60 tackles during senior season... Also recorded 20 tackles for loss, while recording two forced fumbles... Also recovered five fumbles... Offered by Kennesaw State.

LATE ADDITIONS

KOBI CRABB

DEFENSIVE BACK

**6-1 | 167 | Freshman | HS
Alexander City, Ala. (Benjamin Russell HS)**

High School: Played at Benjamin Russell in Alexander City (Ala.)... Recorded 34 tackles, including 22 solo stops... Averaged 4.3 tackles per game... Helped team finish 6-5 overall, including 2-3 in region play during senior season.

JETT EVEN

QUARTERBACK

**6-4 | 215 | Graduate | TR
Portland, Ore. (MVSU / Tigard HS)**

Previous School: Played sparingly at Mississippi Valley State, battling injury... During his junior season, finished 47-of-91 for 597 yards as a backup with five touchdowns... Finished the year with a 51.7 completion percentage... Last season, finished 35-of-71 for 440 yards in just three games... He finished the year with three touchdown passes, and a season-long pass of 71 yards... His best game came against Jackson State when he finished 16-of-35 for 182 yards (45.7 completion percentage)... Threw a pair of touchdown passes against Hampton... For his career, finished 82-of-162 for 1,037 and eight touchdowns.

Junior College (at Pasadena City College): Played quarterback at Pasadena City (Calif.) College... During his freshman

season, played in eight games and completed 172-of-314 passes for 2,019 yards... He finished the season with a 54.8 completion percentage and 17 touchdowns - with nine interceptions... Averaged 252.4 yards per game during freshman campaign... For his career, completed 198-of-360 passes for 2,337 yards... Finished with a 55.0 completion percentage with 19 touchdowns.

High School: Lettered in football and basketball at Tigard (Ore.) High School.

KRIS JONES

DEFENSIVE BACK

**6-0 | 185 | Freshman | HS
Montgomery, Ala. (Sidney Lanier HS)**

High School: Played at Sidney Lanier (Ala.) High School... Helped lead team to an 11-2 record during senior season, including 5-1 in region play.

TAURRIAN STAFFORD

OFFENSIVE LINE

**6-5 | 342 | R-Freshman | RS
Miami Beach, Fla. (Miami Central HS)**

High School: Played offensive line... Recorded 50 pancakes during senior season... In prep career, recorded 80 pancakes... Also played on defensive side of the ball, recording 30 tackles and seven sacks... Played for coach Roland Smith at Miami Central High School... Had offers from Florida A&M, Marshall and Florida Atlantic.

TRE'SHUN WILSON

LINEBACKER

**6-0 | 225 | R-Junior | TR
Montgomery, Ala. (Toledo / Lee HS)**

Previous School: Did not see any action due to injury.

High School: Had 88 tackles, 13 tackles for loss and five sacks as a senior, earning honorable mention all-area... Added three fumble recoveries and returned one interception for a touchdown... As a junior, had 56 tackles, eight tackles for loss, three sacks, three forced fumbles and two fumble recoveries... Also was a catcher and third baseman on the baseball team... High school football coach was Tyrone Rogers.



HEAD COACH, DONALD HILL-ELEY



Donald Hill-Eley is in his fifth season at Alabama State University, and was named the Head Football Coach of the program on December 7 following a stint as the Interim Head Coach.

Eley was named to the Interim role on October 6 after an 0-5 start to the season, and guided the Hornets to five wins in their final six games including a victory in the Magic City Classic over Alabama A&M and a pair of wins on opponents' homecoming weekends. He also guided the Hornets to four road wins to close the season,

all in conference play.

Through two seasons with Alabama State, Eley has posted a 9-8 record, after posting a 4-7 record in his first full season as head coach. He coached the first-ever first round pick in the NFL Draft, Tytus Howard during his time at Alabama State. He came to Alabama State after a one-year stint as wide receivers coach at Norfolk State, and was responsible tight ends and special teams.

After Eley took over the Hornets, the team finished atop the Southwestern Athletic Conference (SWAC) in both scoring defense and total defense. The Hornets allowed 18.0 points per game and allowed opposing teams 303.5 yards per game of total offense. The defense held opponents to just 155.64 yards through the air.

Offensively, Alabama State averaged 14 points per game and scored 20-plus points three times under Eley including a season-high 37 in the Turkey Day Classic against Edward Waters. The Hornets averaged 239.7 yards of total offense, with 142.7 of those coming on the ground under Eley.

The long-time Mid-Eastern Athletic Conference (MEAC) coach spent 13 seasons at Morgan State (2001-13). After his first season as offensive coordinator, Eley spent the final 12 as head coach and was named 2002 MEAC Coach of the year. His 59 wins rank third all-time in Bears' history. He spent four seasons at Hampton (1997-2000) as offensive coordinator and pro liaison, helping the Pirates win an HBCU National Championship, two MEAC titles, and the 1999 Heritage Bowl.

Eley spent four seasons in professional football in the Canadian Football League, first with the Baltimore Stallions (1994-95) as receivers coach before two seasons with the Toronto Argonauts as a guest coach (1996-97). Hill was on the staff of three straight Grey Cup championship teams (1995-97) during his time in the CFL.

After graduating from Virginia Union, he entered the coaching ranks at his alma mater in 1991 before becoming a graduate assistant at Hampton in 1992, where he received his master's in counseling in 1995. He is presently completing his Ph.D. at Morgan State. Eley is a member of Omega Psi Phi Fraternity, Inc., and a Prince Hall Mason. He is the father of Ayinde and Jacob.

He is married to the former Kelley Butler.

ROAD TO 'BAMA STATE



VIRGINIA UNION

Student Assistant
1991



HAMPTON

Graduate Assistant
1992 - 1993



BALTIMORE (CFL)

Assistant
1993 - 1994



TORONTO (CFL)

Volunteer Assistant
1996



HAMPTON

Offensive Coordinator
1997 - 2000



MORGAN STATE

Offensive Coordinator / Head Coach
2001 - 2013



NORFOLK STATE

Assistant Coach
2014



ALABAMA STATE

Assistant Coach
2015 - 2017

Interim Head Coach
2017

Head Coach
2018-



HEAD COACH, DONALD HILL-ELEY

ELEY ALL-TIME vs OPPONENTS

Akron	0-2
Alabama A&M	1-1
Alcorn State	0-1
Army	0-1
Auburn	0-1
Bethune-Cookman	5-7
Bowie State	3-1
Bowling Green	0-1
Buffalo	0-1
Delaware State	7-5
Edward Waters	1-0
Florida A&M	3-6
Gardner-Webb	0-2
Grambling State	0-2
Hampton	4-8
Howard	10-2
Jackson State	1-1
Kennesaw State	0-1
Liberty	0-1
Maine	0-1
Maryland	0-1
Mississippi Valley State	2-0
Monmouth	1-1
Morris Brown	1-0
Norfolk State	3-9
North Carolina A&T	10-3
North Carolina Central	3-1
North Dakota State	0-1
Prairie View A&M	0-1
Robert Morris	1-1
Rutgers	0-1
Sacred Heart	1-0
San Jose State	0-1
Savannah State	4-0
South Alabama	0-1
South Carolina State	2-9
Texas Southern	3-0
Towson	2-6
Tuskegee	0-1
Western Kentucky	0-1
Winston-Salem State	2-1

THE HILL-ELEY FILE

PERSONAL

Born: July 29, 1969

Hometown: Suffolk, Va.

Family: wife, Kelley; children, Ayinde and Jacob

EDUCATION

Virginia Union University (1991, Bachelor's)

Hampton University (1995, Master's in Counseling)

Doctoral Candidate (2017)

PLAYING EXPERIENCE

Virginia Union University (quarterback)

COACHING EXPERIENCE

1991 Virginia Union, student assistant

1992-93 Hampton, graduate assistant

1994-95 Baltimore Stallions (CFL), assistant

1996-97 Toronto Argonauts, volunteer coach

1997-00 Hampton, offensive coordinator

2001 Morgan State, offensive coordinator

2002-13 Morgan State, head coach

2014 Norfolk State, assistant coach

2015-17 Alabama State, associate head coach

2017 Alabama State, interim head coach

2018- Alabama State, head coach

POSTSEASON EXPERIENCE

1995 CFL - Grey Cup champions (assistant coach)

1996 CFL - Grey Cup champions (volunteer coach)

1997 CFL - Grey Cup champions (volunteer coach)

THE ELEY WORKSHEET (HEAD COACH)

Year	School	Overall Record	Post	Conf Record	Finish
2002	Morgan State	7-5	--	5-3	4th
2003	Morgan State	6-5	--	4-3	5th
2004	Morgan State	5-6	--	3-4	6th
2005	Morgan State	2-9	--	1-7	9th
2006	Morgan State	5-6	--	4-4	6th
2007	Morgan State	5-6	--	4-5	6th
2008	Morgan State	6-6	--	1-3	6th
2009	Morgan State	6-5	--	4-4	4th
2010	Morgan State	4-7	--	3-5	5th
2011	Morgan State	5-6	--	4-4	7th
2012	Morgan State	3-8	--	2-6	10th
2013	Morgan State	5-7	--	5-3	3rd
2017	Alabama State	5-1	--	4-1	2nd
2018	Alabama State	4-7	--	2-4	4th
Totals	13 seasons	68-84		46-56	
	Morgan State (12)	59-76		40-51	
	Alabama State (2)	9-8		6-5	



ASSISTANT COACHES



SEAN ANDERSON
Assistant Coach / Receivers

Sean Anderson joined the Alabama State staff in January 2019, beginning his first year with the Hornets as the receivers coach.

Last season, he coached the second best punt return team in the country, and the 24th-best kickoff return team in the country. He also coached a student-athlete, Booker Chambers, who amassed 1,662 all-purpose yards which was ninth best in the nation and helped him earn All-American honors.

In 2017 Anderson's Quarterbacks broke 3 different MVSU passing records. Freshmen Quarterback Christopher Fowler Jr. finished fifth in pass efficiency and fifth in passing yards per game. During the 2015 campaign, Anderson coached true freshman Booker T. Chambers, who was selected as the 2015 SWAC Freshman of the Year and SWAC Second Team Co-Return Specialist. During the 2014 season, he coached MVSU wide receiver Julian Stafford, who became the fifth player in school history to reach the 1,000-yard receiving mark in a season. Stafford led the SWAC in receiving yards per game and receptions per game. He was named First Team All-SWAC, a nominee for the Conerly Trophy, a Boxtorow All-American and named the Most Valuable Senior by the Jackson Touchdown Club.

Prior to his time at MVSU, Anderson spent one season as Offensive Coordinator at Benedict College in South Carolina. While at Benedict, he took the offense to a fourth place finish in the conference in passing and had two wide receivers finish in the top 10 in receiving. While at Campbellsville, he coached a pair of All-Conference wide receivers. One of his receivers set the school record for longest touchdown catch. He also coached a kickoff returner who became the fourth player in school history to collect more than 500 return yards in a season and 1,000 return yards in a career. Prior to Campbellsville, Anderson coached one year at Northwestern State University in Louisiana, where he coached wide receivers. He coached a wide receiver who amassed 908 yards of total offense and is a record holder in kickoff return yardage.

Anderson spent four years at Lincoln University in Missouri, where he served as passing game coordinator, producing four all-conference players. During his tenure, he coached a receiver to more than 900 yards of total offense in three of his five seasons as a full-time coach. While at Lincoln, Anderson coached eight All-Conference academic performers as well as four All-Conference student-athletes. In 2007, Anderson coached a wide receiver who amassed 969 yards of total offense. In 2008, he coached a wide receiver who reached 1,057 of total yards of offense. Anderson coached for three seasons at Jackson State University. While at JSU, he served as tight end, wide receiver, offensive line and quarterback coach. In 2006, JSU's scoring offense ranked 19th in the nation and first in the SWAC. He coached former JSU standouts, Chris Jones, Cletis Gordon and Jaymar Johnson, whom all played in the NFL.

A native of St. Louis, Anderson earned his mass communications degree from William Jewell College in 2004 after transferring from Central Missouri State University following the 2000 season. While at William Jewell, he was a two-sport athlete, starting three years at wide receiver and lettering two years in track and field.

He has a son, Keelin, and he is a proud member of Kappa Alpha Psi Fraternity, Inc.



JOE BLACKWELL
Assistant Coach / Offensive Coordinator

Joseph Blackwell enters his first season as the offensive coordinator at Alabama State after a stint as the offensive coordinator at South Carolina State at the collegiate ranks, and a pair of high schools on the East Coast.

The veteran spent the last two seasons at a pair of high schools, most notably as the assistant head coach at Camden where the school set a record for points and yardage, and was also the offensive coordinator at Irmo High School. Prior to his stint in the high school ranks, Blackwell returned to the South Carolina State staff in 2013 for his second tour after serving a two-year stint as interim offensive coordinator and tight ends coach at Norfolk State University. He handled the primary signal-calling duties along with overseeing the offensive line for the Bulldogs.

While at Norfolk State, Blackwell served as the primary play-caller in 2010, when the Spartans averaged 30 points and 436.3 yards per game en route to a 4-0 record to end the season. The Spartans' late season charge also helped running back DeAngelo Branche become the school's all-time leading rusher after recording 1,330 yards in 2010, second-most for a single season in school history. Branche ran for 631 yards in the last four games to surge into the record books. In 2011, Blackwell helped the Spartans to their first-ever MEAC Championship and coached both the MEAC Player of the Year and the Offensive Lineman of the Year.

Prior to joining the Spartans, Blackwell spent six seasons at South Carolina State, where he assisted in the Bulldogs' back-to-back MEAC championship seasons in 2008 and 2009, and was also on staff as the Bulldogs shared the 2004 MEAC crown with Hampton. After serving as tight ends coach his first two seasons in Orangeburg, Blackwell assumed the role of offensive line coach and offensive coordinator for his last four seasons. Blackwell directed one of the conference's most potent units. Under his tutelage, SCSU players won four consecutive MEAC Offensive Lineman of the Year awards. Between 2006 and 2009, the Bulldogs finished no worse than second in the conference in total offense, including three straight years (2006-08) when they finished first. The Bulldogs also paced the conference in rushing offense in 2006 and 2007. In 2005 and 2008, the SCSU offensive line topped the MEAC in fewest sacks allowed.

During his career, Blackwell coached 11 First-Team All-MEAC offensive linemen and had players earn Offensive Lineman of the Year honors in 2006-2009, 2011 and 2013. He also coached MEAC Offensive Player of the Year winners in 2006, 2008 and 2011.

In each season that Blackwell has been an offensive coordinator in the MEAC, his teams have won the conference title. He is 34-2 in four seasons as an offensive coordinator and won championships in 2008, 2009, 2011 and 2013. Blackwell's Bulldog linemen helped pave the way for running back William Ford to become the MEAC's all-time leading rusher. Ford (2008) and Deshawn Baker (2006) earned MEAC Offensive Player of the Year honors while running behind the Bulldogs' line.

Prior to joining the Bulldogs coaching staff, Blackwell spent a year at Newberry College in Newberry, S.C., and one season at Pikeville College in Pikeville, Ky. At Newberry, Blackwell served as the team's offensive coordinator and offensive line coach.

A native of Greenville, S.C., Blackwell was a two-year letter winner at linebacker while attending North Greenville College. He and his wife, Jami, are the parents of three children - son Chanston and daughters, Maggie and Mackinley Jane, and they have three grandchildren.



ASSISTANT COACHES



TRACY BUCKHANNON *Assistant Coach / Inside Linebackers*

Tracy Buckhannon joins the Alabama State staff for his first season with the Hornets after a successful stint as the defensive coordinator at Enterprise (Ala.) High School over the last year.

Prior to his time at Enterprise, he was the defensive coordinator for a year at Faulkner University where he was responsible for the day-to-day operations and aspects of defensive planning, as well as day-to-day recruiting in Alabama, South Georgia and Mississippi junior colleges. He spent a year as the linebacker coach at Alabama A&M under current defensive coordinator Travis Pearson, helping with the day-to-day planning of the defense.

He also spent time at South Alabama as the linebacker coach in 2015, after serving two years at Colquitt County (Ga.) High School as the defensive coordinator. While at Colquitt County, he helped lead the team to the 2014 7A state championship and was named the Georgia Assistant Coach of the Year. He was also a defensive assistant at the school for a year before being promoted to defensive coordinator.

Prior to those roles, Buckhannon got his start in coaching at Elmore County. He served on two different occasions, with the first being a volunteer role in the late 90s before joining the staff full time as the linebacker coach in August 2011. He was promoted to defensive coordinator in August 2005 and served in that role for six seasons where he was named the 2008 ALFCA Class 4A Assistant Coach of the Year. During the 2007 season, his defense allowed just 13.7 points per game and he helped lead Elmore County (Ala.) to five playoff appearances.

Buckhannon earned five letters for playing football at Elmore County High School, before earning his Bachelor of Science degree from Auburn University in Applied Discrete Mathematics.



AMP CAMPBELL *Assistant Coach / Cornerbacks*

Amp Campbell enters his fourth season at Alabama State in charge of the cornerbacks, bringing an impressive resume to the Hornets program that spans 16 years.

In 2017, with Campbell assisting the defense, the Hornets finished atop the Southwestern Athletic Conference (SWAC) in both scoring defense and total defense. The Hornets allowed 18.0 points per game and allowed opposing teams 303.5 yards per game of total offense. The defense held opponents to just 155.64 yards through the air. They also forced 24 turnovers (13 fumbles and 11 interceptions), including returning two interceptions and a fumble for touchdowns. The Hornets also sacked the opposing team's quarterback 21 times.

Alabama State had one player named all-conference, Ronnie Scott, at the conclusion of the season

He spent the three previous seasons (2013-15) as the cornerbacks coach at Kent State which followed three years at Western Michigan (2010-12). He coached both the secondary and corners at WMU.

In 2010, Campbell's first year at Western Michigan, the Broncos had a pair of defensive backs rank in a tie for 15th in the country in interceptions. Mario Armstrong and Lewis Toler had five apiece. Toler, who was named Freshman All-America by Rivals.com, ranked second in the MAC with five interceptions, also had three fumble recoveries.

Prior to his time at Western Michigan, Campbell was an assistant at Lane College (2008-09) in Jackson, Tenn., where he served as the defensive backs coach and assisted with special teams. From 2007-08, he was an assistant at Riverview High School in his hometown of Sarasota, Fla.

Campbell resigned from his position of defensive backs coach at Ferris State in February of 2005 to help take care of his mother who had suffered a stroke. Prior to his stint at Ferris State, he was an assistant at Urbana University in Ohio from June of 2002 to March of 2004. At Urbana, he also served as an admissions counselor and multicultural student specialist.

A standout defensive back at Michigan State University, Campbell suffered a cervic-spinal injury against Oregon just two games into the 1998 season. He had started all but one game for the Spartans from 1996 until his injury in 1998. Miraculously, Campbell battled back from injury to play in the 1999 season, earning All-American and All-Big Ten honors. He capped off his remarkable career in the Citrus Bowl. During his collegiate career, he recorded 104 total tackles, five interceptions, three sacks, and 15 TFLs.

He and his wife Shirley are the parents of Onykea, Kiera, Kiarra, Anthony and twins Jordan and Jaden.



ASSISTANT COACHES



DAMON COGDELL
Assistant Coach / Outside Linebackers

Damon Cogdell joined the Alabama Staff in January 2019, beginning his first year as the outside linebackers coach and pro liaison.

He served as an assistant defensive line coach during 2017 - 2018 football seasons at University of South Florida (USF), Tampa Florida. The team advanced to and won Birmingham Bowl 2017 and played in Sun Belt Bowl 2018.

Previously, Cogdell joined Miami Carol City's High School football program as an associate head football coach and defensive coordinator in 2016. Although Cogdell was part of the program for only one football season, he was highly recognized for preparing and advancing the team through playoffs and ultimately winning the 2016 state championship. And this was Carol City's first state championship win since 2003. During Cogdell's tenure, Carol City's defense became one of the stingiest in the state at giving up yards and points under the direction of Cogdell, according to multiple news sources.

Also, Cogdell served as an assistant defensive line coach during 2014 and 2015 football seasons at West Virginia University (WVU). During his tenure, the defense improved year over year. Both years the team advanced to a bowl game, winning the Cactus Bowl game in 2015.

From 2002 - 2013, he held various coaching and teaching positions at Miramar High School in Miramar, Florida including 3 years as athletic director and 7 years as head football coach.

Cogdell is the father of two daughters, Destanie and Amaya, and a 9 year old son, Damon Jr. He grew up in South Florida and played football year-round since he was eight years old. And he excelled as a football player and team leader throughout his young adult life. Cogdell attended West Virginia University on a full athletic scholarship to begin fulfilling his academic and professional football aspirations. Like many young athletes, he grew up with the dream of playing in the NFL and admits that he was confident that he would be "at the top of the pack" heading into the 1999 National Football League draft.

At WVU, he was 'on top' of his game. He immediately won a starting linebacker position and was recognized as a motivator and team leader; his teammates nicknamed him as the 'Cog' in the defense. And going into his junior year, he was the fifth-ranked linebacker in the nation and was featured in ESPN Sports Magazine.

As the future looked bright for an NFL career, Cogdell sustained a non-contact hip injury while playing against Syracuse University during the latter part of his junior year. This presented a major turning point in his life along with his NFL aspirations. Although he returned to the football field in his senior year and had numerous NFL workouts, he was not drafted. Still determined, he joined the Canadian Football League in 2000 and played as a starting linebacker; and that year his team was awarded the Grey Cup Championship which is similar to the Super Bowl. Because of his hip injury, Cogdell only played for two seasons.

From a dream to reality, a new passion began to evolve and Cogdell never looked back. With a Bachelor Degree in Physical Education, he began his teaching and coaching career in Atlanta, Georgia. In 2002, he was awarded Assistant Coach of the Year by the Georgia Athletic Coaches Association. During his tenure, the team went to the state playoffs for the first time with a 10-0 record.



BENTON HAROLD
Assistant Coach / Tight Ends

Benton Harold joined the Alabama State staff in January 2019, and will serve as the tight ends coach for Alabama State.

The veteran coach served 19 years at Morgan State in a pair of capacities, including 13 as the special teams coordinator/tight ends coach. He also served six years as the linebackers coach for Morgan State beginning in 1998. During his time at Morgan State, Harold - known as "Sport" - led the Morgan State special teams. In 2016, the Bears finished 26th in the nation kickoff returns and 40th in punt returns. William King was fourth in the conference (47th in the nation) in combined kick returns with 556 yards, and 10th in the nation in kickoff returns (first in the MEAC) at 27.7 yards per return. He also coached Alex Raya who was among the best in kicking in the conference, sixth in the MEAC in field goal percentage.

The Bears finished 29th in the country in blocked punts with one, while they also finished 43rd in the country (fourth in the MEAC) in kickoff return defense and third in the country (second in MEAC) in punt returns. He coached Andrew King, who finished fourth in the nation (third in the conference) in punt return touchdowns in 2015. In 2014, Benton led the Morgan State special teams to a top 75 finish in kickoff return defense (73rd) and kickoff returns (63rd). That same season, the Bears finished 21st in the country in punt returns, and fourth in the MEAC. They also finished fourth in the conference in punt return defense that same season. Orlando Johnson led the MEAC, and was 29th in the country, in combined kick returns with 703 yards, while he finished 32nd in the country and second in the MEAC in kickoff returns (23.4 ypg). He also coached Chris Moller who finished sixth in the field goals per game.

In 2013, Moller led the team in scoring with 56 points (eighth in the MEAC) and ranked fifth in the MEAC in field goals by converting 10-of-16. His redshirt freshman campaign was highlighted by a game-winning field goal against North Carolina A&T on November 9. First Team All-MEAC Lawrence Forbes' 43.8-yard average ranked as the best in the conference and ninth in the FCS. He also landed 15 "inside the 20" punts, posted 11 punt over 50 yards, including a 78-yard punt at Liberty (September 14). Forbes was a finalist for the Jerry Rice Award, and was named to the 2013 ECAC Championship Sub-Division All-Star Team.

A number of standouts emerged under Harold's guidance in 2012. Earvin Gonzalez was one of the top kickers in the league and ranked among the leaders a number of categories: first in field goal percentage (60.9 pct); tied for second in field goals (14-23); tied for second in scoring kicks (67); tied for fourth in scoring (67); third in punting (39.4 yard average) and fourth in point after attempt percentage (96.2). The Bears' special teams unit ranked second in kickoff returns (23.0) and was led by return specialist Chris Flowers (27.8 avg, TD), Tyrone Hendrix (21.9 avg, TD) and Tubotein Taylor (25.5 avg). During the 2011 season, the Bears kicking duo of Abraham Mercado and Ervin Gonzalez combined for 51 points and punter Nicholas Adams' 39.0-yard gross average ranked third in the MEAC. He also posted 20 "inside the 20" punts and suffered only four touchbacks. Collectively, the 2011 special teams unit held opponents to 17.3 yards per kickoff return, ranking second in the MEAC.

A native of Augusta (Ga.), Harold came to Morgan State, where he spent two years as an intern in the athletic department's strength and conditioning program. He earned his B.A. degree in Health Services and Sports Management in 1996. In 1997, Harold arrived Morgan State and became a fixture within the Bears athletic department. He volunteered as an assistant coach with the linebackers and defensive line unit, and worked as an assistant strength and conditioning coach. Harold earned his Master's degree in 1999.



ASSISTANT COACHES



GARY HARRELL
Assistant Coach / Running Backs

Gary Harrell joined the Alabama State staff in January 2019, after serving a two-year stint under Lane Kiffin at Florida Atlantic.

He joined the Florida Atlantic staff in January of 2017. His attention was given to the wide receivers who rotated throughout the season seeing the quarterbacks utilize a total of nine receivers. Senior Kalib Woods was named the Conference USA Championship MVP, and Willie Wright, just a freshman, was the team's most consistent wideout and led the Owls with 56 catches and a total of six scores. Following the year, Wright earned a spot on the C-USA All-Freshman team.

Prior to his stint at Florida Atlantic, his alma mater came knocking on his door and asked the Miami native to return to the program, but as the head coach in 2011. All told, Harrell served as Howard University's head coach for five seasons. During his Howard tenure student-athletes worked under the premise that athletics and academics were evaluated equally. In 2012 he was honored by the D.C. Touchdown Club as the Local College Coach of the Year at its inaugural awards dinner. During his time at Howard, he finished with a 20-36 overall record including a 7-4 mark in 2012.

Before going to Howard, Harrell spent two seasons as the offensive coordinator for Bowie State, from 2009-10. Harrell began at Morgan State in 2008 where he remained through 2009 before seizing the opportunity to move from a position coach with the Rattlers to an offensive coordinator position at Bowie State. He was a part of a team that finished 6-6 in 2008 and 6-5 in 2009. While at Morgan State he also served as the wide receivers coach for Team Michigan, a member of the All-American Football League (Feb. 2008 - May 2008).

Harrell got his start in coaching at his alma mater, focusing on Howard's wide receivers from 2002-04. Howard posted a 6-5 record in 2002, a 4-7 mark in 2003 and a 6-5 mark in 2004, including splitting two overtime games. He moved away from his alma mater to gain collegiate coaching experience in another environment. He served as a Texas Southern assistant coach, for wide receivers, from 2004-06. Harrell returned to the east coast as an assistant coach in 2006. His two-year stint was made easier due to his familiarity with the MEAC.

Harrell, affectionately known as "The Flea," played two NFL seasons, seeing action in four games in 1994 and '95, with the New York Giants. He also played one season (March 1996-June 1996) for the World League's Frankfurt Galaxy and two seasons in the Canadian Football League with the Montreal Alouettes (1996-97).

He was a four-year letter winner as a wide receiver and punt return specialist. He started every game for Howard's undefeated 1993 team and was a member of the MEAC Championship team that same season. Harrell holds the Howard record for most receptions in a game (13) and in a career (184). He was inducted into the Howard University Hall of Fame in November 2005, and also received a proclamation from the City of Miami declaring it Gary "Flea" Harrell Day. Prior to attending Howard, he was a varsity athlete for Miami's Northwestern High School.

A native of Miami (Fla.), Harrell earned his degree in Marketing from Howard in 1994. He and his wife (Tenika) have two children, a daughter - Jasmine - and son - Gary, Jr. - who is a member of the Howard football team.



RICHARD MONCRIEF
Assistant Coach / Quarterbacks

Richard Moncrief rejoined the Alabama State in January 2019, starting his second stint as the quarterbacks coach for the Hornets.

Moncrief was part of the Alabama State staff from 2007 until 2013, serving as the quarterbacks coach before assumed the offensive coordinator position on an interim basis in 2009. During his time with Alabama State, his main responsibility was with the quarterbacks, but he also split time and coached different units on special teams. During the stint with Alabama State, the Hornets won 44 games and claimed the Southwestern Athletic Conference (SWAC) East Division crown in 2010.

He last served in a coaching role at Clark Atlanta from 2015 through 2018, serving as the quarterbacks coach and offensive coordinator. During two of his years of calling plays, the Panthers finished as the best offense in the Southern Intercollegiate Athletic Conference (SIAC) in 2016 and 2017. He also coached the 2016 SIAC Newcomer of the Year.

Between stints at Alabama State and Clark Atlanta, Moncrief served as an offensive coach at Pace Academy in Atlanta (Ga.), where he instructed the fundamentals and drills for wide receivers and quarterbacks.

Moncrief got his start in coaching at Sidney Lanier High School, serving as the offensive coordinator from 1997 until 2001. While there, he coached and mentored Tarvaris Jackson, currently a quality control coach with Alabama State, who later went on to play 10 years in the National Football League. After a two-year stint as the wide receivers coach at UAB - where he coached former Atlanta Falcon Roddy White - Moncrief returned to Sidney Lanier as the head coach, a role he held from 2003 until 2006. He left Lanier and went on to Selma High School as the offensive coordinator, before coming back to Montgomery for his first stint at Alabama State.

The former Clemson quarterback continues to run the "Richard Moncrief Quarterback Institute" where he uses training to develop manhood, character and fundamental football skills; while providing private consultation for individual skills development. He was also a host and trainer for the George Whitfield Quarterback Academy Black Ops Mini Camp, while coaching in a collegiate-level conference championship game and in the inaugural South Carolina All-Star Bowl.

Moncrief played quarterback at Clemson, earning academic honors during his time and being named a Texaco/Havoline Scholar-Athlete. He helped Clemson claim an ACC championship, and helped lead the team to three bowl victories (Peach Bowl, Hall of Fame Bowl and Gator Bowl). He was also named the MVP of the Coca-Cola Bowl in Tokyo (Japan).

He received his Bachelor Degree in Sociology from Clemson.



ASSISTANT COACHES



TRAVIS PEARSON
Assistant Coach / Defensive Coordinator

Travis Pearson joined the Alabama State University staff after a two-year stint as the defensive coordinator at Alabama A&M University, and was promoted to the defensive coordinator position for the 2019 season.

During his time with the Bulldogs, Pearson led a resurgence on the defensive side of the ball as the team was ranked as one of the best in the conference last season. He was the defensive coordinator for the University of South Alabama in the 2014 and 2015 seasons. Prior to that, he served as the Jaguars' linebackers coach in 2013

In the 2014 season, the Jaguar defense ranked among the leaders in the Sun Belt Conference throughout the season before ending fourth in both total yards (398.9 pg) and points (26.4 pg) allowed per game, also finishing tied for second with 21 takeaways and second in red zone defense. Two members of his secondary earned all-league honors with Terrell Brigham named second-team all-SBC and Montell Garner an honorable mention selection, as six of USA's 10 all-conference honorees came from Pearson's unit.

In 2013, he led South Alabama's inside linebackers while working with a defensive unit that ranked second in the Sun Belt Conference in pass, total and scoring defense.

Prior to joining South Alabama's coaching staff, Pearson was the defensive coordinator at Colquitt County (Ga.) High helping the Packers to back-to-back semifinal appearances in the state AAAAA playoffs; the program posted an overall record of 21-7 during that span. In the fall of 2012 Colquitt County recorded 51 takeaways en route to an 10-4 finish, while in Pearson's first year on the staff the unit forced 38 turnovers, returning eight of those for scores.

He was the head coach and athletic director at Jefferson Davis High School in Montgomery, Ala., during the 2009 and 2010 campaigns, and also has been a head coach at Elmore County (Ala.) High (2002-04) – where he was selected the Metro 4A Coach of the Year by the Montgomery Advertiser after guiding the Panthers to a 12-1 mark and the quarterfinals of the state playoffs his final year – and Central Hayneville (Ala.) High (1998-99). Pearson helped guide the latter to a berth in the state 4A playoffs his second season at the helm of the program.

He was an assistant at Elmore County High School for two years prior to becoming the Panthers' head coach, and was the defensive coordinator for two seasons at Oxford (Ala.) High, where the Yellow Jackets made back-to-back state playoff appearances; after OHS qualified for postseason action at the 5A level in 2005, the school made the playoffs again the following fall in the 6A classification. Pearson was selected to serve as a defensive coordinator in the 2004 Alabama North/South All-Star Game, and worked at football camps conducted by the staff at Auburn for five years.

Pearson served as director of football operations at Iowa State during the 2007 and 2008 seasons as well.

A 1997 graduate of Alabama State with a degree in physical education, he was a three-year letterwinner for the Hornets. He would go on to play eight seasons in the Arena Football League for three teams, and was selected to the league's 15th Anniversary Team in 2003.

Pearson and his wife Maria have three children: daughter Marissa, and sons Travis II and Trevor.



ANTHONY TAYLOR
Assistant Coach / Defensive Line

Anthony Taylor joined the Alabama State staff in January 2019, and will be responsible for the defensive line.

Last season coached at Division II West Georgia as the defensive backs coach. While at West Georgia, he was coached Tyler Jack – a second team Gulf South Conference selection – and helped coach a defense that ranked eighth nationally in passing yards allowed. The team also finished 18th nationally in pass efficiency defense.

Prior to his stint at West Georgia, Taylor was the defensive line coach for a year at Alabama A&M under Pearson, coaching an all-conference selection in Vernon Moland. The team finished fifth nationally in fourth down defense, and 16th nationally in sacks. Also coached two seasons at Oklahoma Panhandle State where he was responsible for the defensive line, coaching all-conference selection Zack Clack. He also served as a graduate assistant for two seasons at Valdosta State.

He received a Bachelor of Science degree in Education from South Alabama (May 2013), before receiving a Master's in Public Administration from Valdosta State (December 2015). A three-year starter on the defensive line for Valdosta State, voted as team captain.



SUPPORT STAFF



BILLY GRESHAM
HS Relations / Recruiting Coordinator

Billy Gresham begins his third year at Alabama State University as the High School Relations Director and Recruiting Coordinator.

Gresham was instrumental in helping to recruit one of the top FCS HBCU classes in 2018 - including the early signing period in 2017. The class was the first full recruiting class in the last two years.

Prior to coming to Alabama State, Gresham served as the head football coach at Carver Senior High School in Montgomery where he helped Carver to a 5-6 regular season record and a 4-2 region mark in 2016. Also, he guided Carver to a third-place finish in the regional and led the team to the first round of the state playoffs. His biggest achievement that season was becoming an assistant coach for the Under Armour All-American Football Game.

In 2013, he helped Carver to an 8-2 regular season record and a 5-2 region mark, along with a sixth consecutive city championship. Carver finished that season at 10-3 overall and a state quarterfinal appearance. Carver played in one national televised game on CSS Sports. Gresham was named the Montgomery Advertiser 5A-6A Coach of the Year. During the 2012 season, Gresham led Carver to a 9-1 regular season and a 6-1 region mark. Carver finished at 12-2 overall and a state semifinals appearance. Carver played in two national televised games on ESPN and CSS Sports.

Before becoming the head coach, Gresham served as an assistant coach at Carver High School in 2008-2010 where he was the special teams coordinator and defensive coordinator.

Prior to his nine years at Carver, Gresham was an assistant coach at Kendrick High School in Columbus, Ga., where he was the linebackers coach.

Gresham is no stranger to Alabama State University, having played for the Hornets from 2001-2005. While at Alabama State, Gresham was a four-year letter winner at linebacker and started three seasons at the middle linebacker position. He helped lead Alabama State to a SWAC Championship game berth in 2001 and 2003 and was an instrumental player on the 2004 SWAC Championship team. His accolades included All-SWAC performance in 2004 and 2005. A All-SWAC Preseason selection and Defensive Player of the Year honoree in 2005, Gresham earned Sheridan Broadcast Second Team All-American honors in 2005.

Prior to attending Alabama State, Gresham played high school football at Sidney Lanier where he was a three-year letter winner at outside linebacker and safety. He was among the players to lead Lanier to its first semifinals appearance in more than a decade in 1999. He earned Honorable Mention All-Metro as a junior and First Team All-State and All-Metro as a senior.

Gresham is a member of Omega Psi Phi, the Alabama Football Coaches Association, American Football Coaches Association and Fellowship of Christian Athletes.

Gresham is married wife Nakia and they have four children together - Devin, Jada, Carter and Harper.



JOE WRIGHT
Director of Football Operations

Joe Wright begins his first season at Alabama State as the Director of Football Operations for the 2019-20 academic year, after serving a term with the Baltimore City Public School System.

Prior to his term with the Baltimore City Public School System, Wright was the Director of Football Operations / Assistant Coach at Morgan State from 2004 until 2012. He managed an operational budget of \$3 million to support athletic scholarships, academic advising, travel and equipment contracts; procured all office supplies, equipment, and service contracts. He also created Excel spreadsheets to ensure accuracy of expenditures; conducted quarterly financial audits of revenue and expenditures to comply with department, state regulations; while he also managed contract negotiations with vendors to provide logistical services; planned travel trips which included negotiating hotel room and catering contracts, scheduling logistics, air and bus travel, meals and away practice sites.

Wright executed all aspects of daily operations: scheduled all team and staff meetings, community outreach projects, life skills seminars, and student-athlete development programs; while he also served as liaison with Athletic Compliance, Business and Auxiliary Services, University Comptroller, Athletic Media Relations, and Student Activities to service the needs of the student-athletes and football program.

He was designated to advise and coach the student-athletes and parents on the financial aid application process, loan applications as well as alternate funding options; while he supervised a staff of 6 Graduate and Student Assistants to ensure execution of daily tasks within department standards

Wright earned his Bachelor of Science in Accounting and Masters of Science of Business Administration from Morgan State University. He was named the 2006 PHH Outstanding Graduate and was a member of the Beta Gamma Sigma Honor Society. He was also the Class of 2004 Senior Class Vice President and a member of the Athletic Retention Committee.

He is an active member of the American Football Coaches Association (AFCA).



SUPPORT STAFF



LONNIE BROWN *Director / Strength and Conditioning*

Lonnie Brown enters his first season overseeing the Strength and Conditioning department at Alabama State University, joining the staff January 2019.

He came to Alabama State following a two-year stint at Alabama A&M as the Director of Strength and Conditioning. While at Alabama A&M, Brown designed, implemented and monitored strength and conditioning programs for multiple Olympic sport programs. Brown promotes activities and coping methods that transform unhealthy habits and fuel healthy minds and bodies.

Brown oversees the daily strength & conditioning regimens for the Hornets' football program. He also oversees the other 17 sports at Alabama State University, which consist of nearly 400 student-athletes. The Hornet strength and conditioning staff consist of one full-time staff member and two post-graduate intern strength & conditioning coaches.

A 2016 graduate of the University of Alabama, Brown served as an Assistant Strength & Conditioning Coach at his alma mater before heading to Alabama A&M. At Alabama, he received a Bachelor of Science degree in Education-Exercise and Sports Science. Brown specialized in defensive lineman skills and technique, contributing to Alabama's 2015 National Championship. The Webb, Alabama native also worked with Women's Basketball and Baseball during his time in Tuscaloosa. Brown applied trigger point therapy with student athletes and accomplished physical testing, body composition, anaerobic and aerobic tests.

He is a certified Strength and Conditioning Specialist (CSCS) and is CPR certified through the American Heart Association.



JON HARRELSON *Quality Control / Offensive Line*

Jon Harrelson comes to Alabama State from Huntingdon College where he served on the football staff. While at Huntingdon, Harrelson was an offensive intern where helped coach running backs and H-backs. He is entering his second year at Alabama State on the coaching staff.

He was also responsible for running position meetings, breaking down film and recruiting in the southeast portion of the country (Alabama, Georgia, Florida, Mississippi and Texas).

During his time at Huntingdon, he helped produce a pair of first team all-conference players in 2017 - including an H-back who had no previous playing experience in college and a senior running back who finished with 997 rushing yards. He helped Huntingdon capture their third consecutive USA South Conference championship.

A two-time All-Academic selection while Huntingdon College in football, Harrelson received his Bachelor of Arts degree in May 2017 in Political Science from the school.



GARY HOWARD *Quality Control / Defense*

Gary Howard begins his third year as a quality control coach at Alabama State University, working with the defense,

Howard lettered in football at Alabama State after transferring to Montgomery from Phoenix Junior College. Howard played in nine games on the defensive line in 2016.

A native of Houston (Texas), Howard graduated with a bachelor's degree in communications (public relations) from Alabama State, and has an associate's degree in general studies.



SUPPORT STAFF



SAM LAZARUS *Quality Control / Player Development*

Tarvaris Jackson returns to his alma mater after a 10-year career in the National Football League. He was drafted in the second round by the Minnesota Vikings in the 2006 NFL Draft, and played for the Vikings, Seattle Seahawks and Buffalo Bills.

Jackson played for the Super Bowl champion Seattle Seahawks when the team won Super Bowl 48 during the 2013-2014 season. During his NFL career, Jackson accumulated 45 career touchdowns during his professional playing career.

Jackson started his collegiate career at the University of Arkansas, before transferring to Alabama State in 2003. During his collegiate career, Jackson completed 516 passes in 955 attempts for 7,397 yards. He also threw for 64 touchdowns in his collegiate career. While at Alabama State, Jackson was named team captain his senior season and was selected as an All-SWAC performer in 2005.

He also rushed for 11 touchdowns in his collegiate career. Jackson led Alabama State to the SWAC Championship game after winning the East Division in his time as a Hornet.

A Montgomery native and Sidney Lanier graduate, Jackson is married to Lakitta Jackson and the



DEVIN SANTANA *Quality Control / Defense*

Devin Santana enters his first year as a quality control coach on the defensive side of the football for Alabama State after a career on the field with the Hornets.

Santana played three seasons for the Hornets, appearing in 27 games over that time before an injury sidelined him late in the 2018 season. The first year quality control coach enjoyed his best year at Alabama State during his junior campaign when he played in 11 games at both, defensive end and defensive tackle. He recorded 33 total tackles, including 18 solo stops; while also recording 5.5 tackles for loss.

He finished his junior campaign with 2.5 sacks and forced a pair of fumbles.

Prepped at Sickles High School (Tampa, Fla.), Santana played one year at Florida Atlantic before transferring to Alabama State for his final three seasons of eligibility.



DANTE TYSON-BEY *Director / Equipment*

Dante Tyson-Bey begins 10th season at Alabama State University.

He joined Alabama State as the head equipment manager in August, 2009. In this position, Tyson-Bey oversees the athletic equipment room and locker room facilities, issues and maintains team equipment, and supervises the management staff.

A 1995 graduate of Texas A&M-Texarkana with a degree in physical education, Tyson-Bey came to ASU after serving a two-year stint as the head equipment manager at Alcorn State.

Prior to working at Alcorn, he served as the head equipment manager for the Arena Football's Grand Rapid Rampage. In addition, Tyson-Bey has worked on the equipment staffs of the Jacksonville Jaguars, Indianapolis Colts, The Citadel and the Detroit Fury (Arena Football).

He is a member of the American Equipment Manager Association.



2018 STATISTICS

2018 SCHEDULE / RESULTS

DATE	OPPONENT	W / L	SCORE	ATT	4-7 (3-4 SWAC)
Sept. 1	Tuskegee	W	26-20 (ot)	26,222	
Sept. 8	at (7) Auburn	L	9-63	84,806	
Sept. 15	at (8) Kennesaw State	L	13-62	8,799	
Sept. 22	at Grambling State*	L	0-34	7,359	
Oct. 6	at Alcorn State*	W	28-25 (5ot)	19,445	
Oct. 13	at South Alabama	L	7-45	16,231	
Oct. 27	vs. Alabama AGM*	L	10-27	65,906	
Nov. 3	Texas Southern*	W	30-21	12,050	
Nov. 10	Jackson State*	L	2-20	14,428	
Nov. 17	at Prairie View AGM*	L	13-66	3,025	
Nov. 22	Mississippi Valley State*	W	31-24	11,593	

TEAM STATISTICS

	Alabama State	Opponents
SCORING	162	407
Points Per Game	14.73	37.00
FIRST DOWNS	164	237
Rushing	69	146
Passing	77	69
Penalty	18	22
RUSHING YARDAGE	1188	2979
Yards gained rushing	1507	3254
Yards lost rushing	319	275
Rushing Attempts	395	526
Average Per Rush	3.0	5.7
Average Per Game	108.0	270.8
TDs Rushing	7	31
PASSING YARDAGE	1776	1980
Att-Comp-Int	344-172-15	234-126-10
Average Per Pass	5.16	8.46
Average Per Catch	10.33	15.71
Average Per Game	161.45	180.00
TDs Passing	12	16
TOTAL OFFENSE	2964	4959
Total Plays	739	760
Average Per Play	4.0	6.5
Average Per Game	269.5	450.8
KICK RETURNS: #-Yards	48-943	20-562
PUNT RETURNS: #-Yards	12-137	36-458
INT RETURNS: #-Yards	10-85	15-215
KICK RETURN AVERAGE	19.65	28.10
PUNT RETURN AVERAGE	11.42	12.72
INT RETURN AVERAGE	8.50	14.33
FUMBLES-LOST	15-7	17-11
PENALTIES-Yards	109-943	93-937
Average Per Game	85.73	85.18
PUNTS-Yards	79-3331	40-1559
Average Per Game	42.16	38.98
Net punt average	35.35	35.05
TIME OF POSSESSION	05:43:42	05:31:12
Average Per Game	31:15	30:07
3RD-DOWN Conversions	47-168	52-142
3rd Down Percentage	27.98 %	36.62 %
4TH-DOWN Conversions	7-17	5-15
4th-Down Percentage	41.18 %	33.33 %
SACKS BY-Yards	10-53	25-148
MISC YARDS	45	0
TOUCHDOWNS SCORED	20	54
FIELD GOALS-ATTEMPTS	8-16	10-20
ON-SIDE KICKS	0-0	0-1
RED-ZONE SCORES	17-29	41-54
RED-ZONE TOUCHDOWNS	10-29	34-54

SCORE BY QUARTERS

	1ST	2ND	3RD	4TH	OT	TOTAL
Alabama State	37	43	31	24	27	162
Opponents	115	135	85	61	11	407

RUSHING

	G	ATT	GAIN	LOSS	NET	AVG	TD	LG	YPG
Gray, Ezra	10	100	444	60	384	3.8	2	45	38.40
Davis, Kha'Darris	9	71	240	117	123	1.7	1	19	13.67
Farmer, Talesin	9	60	220	18	202	3.4	1	22	22.44
Anderson, Alex	10	53	210	5	205	3.9	1	15	20.50
Pearson, Darryl	7	34	94	48	46	1.4	1	15	6.57
Leggett, CJ	6	22	81	8	73	3.3	0	9	12.17
Manley, Dontrey	4	7	50	1	49	7.0	0	17	12.25
Scott, Chris	2	11	43	14	29	2.6	1	14	14.50
Manley, Dontray	4	6	39	0	39	6.5	0	26	9.75
Golden, George	1	6	35	2	33	5.5	0	17	33.00
Hixon, Jeremiah	11	3	15	8	7	2.3	0	11	0.64
Rocker, Dakota	3	10	14	29	-15	-1.5	0	5	-5.00
Jones, Anthony	10	5	12	0	12	2.4	0	5	1.20
Cook, Gary	3	5	10	3	7	1.4	0	6	2.33
Saleem, Ismail	8	1	0	4	-4	-4.0	0	0	-0.50
Team	5	1	0	2	-2	-2.0	0	0	-0.40
TOTAL	11	395	1507	319	1188	3.0	7	45	108.00
Opponents	11	526	3254	275	2979	5.7	31	70	270.82

PASSING

	G	EFF	C-A-I	PCT	YDS	TD	LG	AVG
Davis, KHA'Darris	9	110.82	92-173-7	53.18 %	961	10	75	106.78
Pearson, Darryl	7	92.30	50-106-5	47.17 %	610	2	78	87.14
Scott, Chris	2	61.28	22-49-3	44.90 %	167	0	29	83.50
Rocker, Dakota	3	69.95	8-16-0	50.00 %	38	0	10	12.67
TOTAL	11	96.16	172-344-15	50.00 %	1776	12	78	161.45
Opponents	11	138.94	126-234-10	53.85 %	1980	16	90	180.00

RECEIVING

	G	NO	YDS	AVG	TD	LG	AVG
Corker, Wallace	11	18	177	9.83	0	42	16.09
Williams, Joe	11	17	195	11.47	3	29	17.73
Hixon, Jeremiah	11	17	128	7.53	2	24	11.64
Gray, Ezra	10	16	57	3.56	0	16	5.70
Spencer, Marquez	10	14	167	11.93	0	53	16.70
Allen, Tyrek	11	12	351	29.25	3	78	31.91
Jefferson, Michael	11	12	115	9.58	4	24	10.45
Hannah, Jamir	7	10	94	9.40	0	24	13.43
Saleem, Ismail	8	9	93	10.33	0	36	11.63
Farmer, Talesin	9	8	90	11.25	0	20	10.00
Lee, Nygel	10	6	61	10.17	0	18	6.10
Anderson, Alex	10	6	22	3.67	0	7	2.20
Knight, Joshua	9	5	51	10.20	0	20	5.67
Brown, Larry	6	3	40	13.33	0	29	6.67
Marshall, Moses	10	3	19	6.33	0	8	1.90
Golden, George	1	3	1	0.33	0	5	1.00
Brown, Phillip	11	3	17	5.67	0	7	1.55
Leggett, CJ	6	3	9	3.00	0	4	1.50
Manley, Dontray	4	2	2	1.00	0	2	0.50
Aristilde, Dieuly	4	1	51	51.00	0	51	12.75
Johnson, Dequan	3	1	18	18.00	0	18	6.00
Jones, Anthony	10	1	7	7.00	0	7	0.70
Cook, Gary	3	1	6	6.00	0	6	2.00
Tolliver, Delancey	1	1	5	5.00	0	5	5.00
TOTAL	11	172	1776	10.33	12	78	161.45
Opponents	11	126	1980	15.71	16	90	180.00



2018 STATISTICS

TOTAL OFFENSE

	G	PLAYS	RUSH	PASS	TOTAL	AVG/G
Davis, Kha'Darris	9	244	123	961	1084	120.4
Pearson, Darryl	7	140	46	610	656	93.7
Gray, Ezra	10	100	384	0	384	38.4
Anderson, Alex	10	53	205	0	205	20.5
Farmer, Talesin	9	60	202	0	202	22.4
Scott, Chris	2	60	29	167	196	98.0
Manley, Dontrey	5	13	88	0	101	20.2
Leggett, CJ	6	22	73	0	73	12.2
Golden, George	1	6	33	0	33	33.0
Rocker, Dakota	3	26	-15	38	23	7.7
Jones, Anthony	10	5	12	0	12	1.2
Cook, Gary	3	5	7	0	7	2.3
Hixon, Jeremiah	11	3	7	0	7	0.6
TEAM	5	1	-2	0	-2	-0.4
Saleem, Ismail	8	1	-4	0	-4	-0.5
TOTAL	11	739	1188	1776	2964	269.5
Opponents	11	760	2979	1980	4959	450.8

SCORING

	TD	FG	PAT	RUSH	RCV	PASS	DXP	SAF	PTS
Hanson, Hunter	0	8	17	0	0	0	0	0	41
Jefferson, Michael	4	0	0	0	0	0	0	0	24
Allen, Tyrek	3	0	0	0	1	0	0	0	20
Williams, Joe	3	0	0	0	0	0	0	0	18
Hixon, Jeremiah	2	0	0	0	0	0	0	0	12
Gray, Ezra	2	0	0	0	0	0	0	0	12
Anderson, Alex	1	0	0	0	0	0	0	0	6
Pearson, Darryl	1	0	0	0	0	0	0	0	6
Hill, Joshua	1	0	0	0	0	0	0	0	6
Farmer, Talesin	1	0	0	0	0	0	0	0	6
Davis, Kha'darris	1	0	0	0	0	0	0	0	6
Scott, Chris	1	0	0	0	0	0	0	0	6
Haley, Ricky	0	0	0	0	0	0	1	2	2
Goodrum, Trevor	0	0	0	0	0	0	1	2	2
Team	0	0	0	0	0	0	1	2	2
TOTAL	20	8	17	0	1	0	3	169	
Opponents	54	10	51	0	1	0	0	407	

PUNT RETURNS

	NO	YDS	AVG	TD	LG
Hill, Joshua	8	114	14.25	0	55
Allen, Tyrek	2	16	8.00	0	10
Hixon, Jeremiah	1	4	4.00	0	4
Golden, George	1	3	3.00	0	3
TOTAL	12	137	11.42	0	55
Opponents	36	458	12.72	3	79

KICK RETURNS

	NO	YDS	AVG	TD	LG
Gray, Ezra	26	608	23.38	0	72
Spencer, Marquez	11	204	18.55	0	23
Allen, Tyrek	6	82	13.67	0	21
Saleem, Ismail	1	18	18.00	0	18
Johnson, De'quan	1	16	16.00	0	16
Knight, Joshua	1	6	6.00	0	0
Anderson, Alex	1	6	6.00	0	6
Jones, Anthony	1	3	3.00	0	3
TOTAL	48	943	19.65	0	72
Opponents	20	562	28.10	1	100

INTERCEPTIONS

	NO	YDS	AVG	TD	LG
Roberts, Dennis	3	5	1.67	0	5
Johnson, Darron	2	56	28.00	0	29
Hill, Joshua	2	30	15.00	1	29
Isaac, Keenan	1	0	0.00	0	0
Thomas, Myles	1	0	0.00	0	0
Martin, Kimar	1	-6	-6.00	0	0
TOTAL	10	85	8.50	1	29
Opponents	15	215	14.33	3	66

FUMBLE RETURNS

	NO	YDS	AVG	TD	LG
Booker, Devon	2	0	0.0	0	0
Hill, Jeffrey	1	5	5.0	0	5
Hill, Joshua	1	0	0.0	0	0
Martin, Kimar	1	0	0.0	0	0
Ruffin, Jarkeith	1	0	0.0	0	0
Santana, Devin	1	0	0.0	0	0
Haley, Ricky	1	0	0.0	0	0
Howard, Tytus	1	0	0.0	0	0
Clark, Christian	1	0	0.0	0	0
Williams, Daymon	1	0	0.0	0	0
TOTAL	11	5	0.4	0	0
Opponents	7	3	0.4	0	0

KICKOFFS

	NO	YDS	AVG	TD	LG
Hanson, Hunter	34	1614	47.5	6	1
TOTAL	34	1614	47.5	6	1
Opponents	75	4391	58.5	21	3

PUNTING

	NO	YDS	AVG	LG	TB	FC	I20	50+	BLK
Craven, Anthony	78	3331	42.71	80	4	7	29	20	0
Team	1	0	0.00	0	0	0	0	0	1
TOTAL	79	3331	42.16	80	4	7	29	20	1
Opponents	40	1559	38.98	62	1	17	14	5	0

FIELD GOALS

	MD-ATT	PCT	1-19	20-29	30-39	40+	LG	BLK
Hanson, Hunter	8-16	0.5	0	3	5	0	39	0
TOTAL	8-16	0.5	0	3	5	0	39	0
Opponents	10-20	0.5	1	5	3	1	50	3

FIELD GOALS SEQUENCE

	ASU	OPP
Tuskegee	(20),(25),54	22,43
Auburn	43	-
Kennesaw State	(29),(35)	(24),(23)
Grambling State	50	(21),(29)
Alcorn State	42,(38),(37)	49,44,28,30,44,(39),39
South Alabama	44	(50)
Alabama A&M	24,(39)	29
Texas Southern	-	-
Jackson State	-	(37),(39)
Prairie View A&M	32	(19)
Mississippi Valley State	26,(33)	(26)

Numbers in (parentheses) indicate field goal was made



2018 STATISTICS

ALL-PURPOSE YARDS

	G	RUSH	REC	PR	KR	IR	TOT	AVG/G
Gray, Ezra	10	384	57	0	608	0	1049	104.9
Allen, Tyrek	11	0	351	16	82	0	449	40.8
Spencer, Marquez	10	0	167	0	204	0	371	37.1
Farmer, Talesin	9	202	90	0	0	0	292	32.4
Anderson, Alex	10	205	22	0	6	0	233	23.3
Williams, Joe	11	0	195	0	0	0	195	17.7
Corker, Wallace	11	0	177	0	0	0	177	16.1
Hill, Joshua	11	0	0	114	0	30	144	13.1
Hixon, Jeremiah	11	7	128	4	0	0	139	12.6
Davis, KHA'Darris	9	123	0	0	0	0	123	13.7
Jefferson, Michael	11	0	115	0	0	0	115	10.5
Saleem, Ismail	8	-4	93	0	18	0	107	13.4
Hannah, Jamir	7	0	94	0	0	0	94	13.4
Manley, Dontrey	5	88	2	0	0	0	90	18.0
Leggett, CJ	6	73	9	0	0	0	82	13.7
Lee, Nygel	10	0	61	0	0	0	61	6.1
Knight, Joshua	9	0	51	0	6	0	57	6.3
Johnson, Darron	10	0	0	0	0	56	56	5.6
Aristilde, Dieuly	4	0	51	0	0	0	51	12.8
Pearson, Darryl	7	46	0	0	0	0	46	6.6
Brown, Larry	6	0	40	0	0	0	40	6.7
Golden, George	1	33	1	3	0	0	37	37.0
Johnson, De'Quan	3	0	18	0	16	0	34	11.3
Scott, Chris	2	29	0	0	0	0	29	14.5
Jones, Anthony	10	12	7	0	3	0	22	2.2
Marshall, Moses	10	0	19	0	0	0	19	1.9
Brown, Phillip	11	0	17	0	0	0	17	1.5
Cook, Gary	3	7	6	0	0	0	13	4.3
Roberts, Dennis	11	0	0	0	0	5	5	0.5
Tolliver, Delancey	1	0	5	0	0	0	5	5.0
TEAM	5	-2	0	0	0	0	-2	-0.4
Martin, Kimar	7	0	0	0	0	-6	-6	-0.9
Rocker, Dakota	3	-15	0	0	0	0	-15	-5.0
TOTAL	11	1188	1776	137	943	85	4129	375.4
Opponents	11	2979	1980	458	562	215	6194	563.1



2018 STATISTICS

DEFENSIVE STATISTICS

	GP	UA	AT	TT	TFL-YDS	SACK-YDS	INT-YDS	PBU	PD	QBH	FR-YDS	FF	BLK	SAF
Johnson, Darron	10	29	49	78	5.0-13	0.5-3	2-56	0	0	1	0-0	0	0	0
Ramsey, Kurrion	11	47	27	74	0.5-2	0-0	0	0	0	0	0-0	1	0	0
Hill, Joshua	11	41	20	61	1.0-1	0-0	2-30	3	0	0	1-0	3	0	0
Roberts, Dennis	11	31	22	53	9.0-47	2.5-22	3-5	4	0	0	0-0	0	0	0
Clark, Christian	11	22	31	53	5.0-11	0-0	0-0	2	0	1	1-0	0	1	0
Bridgers, Malik	11	21	21	42	4.5-6	0-0	0-0	0	0	0	0-0	0	0	0
Isaac, Keenan	11	23	11	34	7.0-20	0-0	1-0	6	0	0	0-0	0	0	0
Haley, Ricky	9	12	20	32	4.5-22	0-0	0-0	0	0	1	1-0	1	1	1
Pope, Aaron	11	15	14	29	0-0	0-0	0-0	1	0	0	0-0	0	0	0
Webster, Romelo	10	18	9	27	0-0	0-0	0-0	1	0	0	0-0	0	0	0
Williams, Daymon	9	16	11	27	5.5-15	1.0-6	0-0	0	0	0	1-0	0	0	0
Terry, Nicholas	11	12	10	22	2.0-4	0-0	0-0	0	0	0	0-0	0	0	0
Thomas, Myles	11	11	11	22	1.0-2	0-0	1-0	1	0	0	0-0	0	0	0
Ruffin, Jarkeith	7	9	11	20	2.0-2	0-0	0-0	0	0	0	1-0	0	0	0
Santana, Devin	9	12	8	20	5.5-14	0-0	0-0	0	0	2	1-0	0	0	0
King, Darius	10	12	7	19	0-0	0-0	0-0	0	0	1	0-0	0	0	0
Booker, Devin	10	11	5	16	1.0-7	0-0	0-0	0	0	0	2-0	1	1	0
Goodrum, Trevor	11	7	8	15	4.0-20	2.5-15	0-0	0	0	3	0-0	0	0	1
Oyovwi, Lucky	11	11	2	13	6.0-21	2.5-10	0-0	0	0	2	0-0	0	0	0
Aurismond, Ishmael	11	6	7	13	3.5-9	1.0-4	0-0	0	0	0	0-0	0	0	0
Carson, J'lan	11	1	12	13	1.5-3	0-0	0-0	0	0	0	0-0	0	0	0
Smith, Randall	10	4	7	11	0.5-1	0-0	0-0	0	0	0	0-0	0	0	0
Hill, Jeffrey	6	8	1	9	0-0	0-0	0-0	3	0	0	1-5	1	0	0
Rampersaud, Cameron	3	7	2	9	1.0-8	1.0-8	0-0	0	0	0	0-0	0	0	0
Ogletree, Andrew	4	4	4	8	0-0	0-0	0-0	0	0	0	0-0	0	0	0
Brunidge, Austin	5	5	3	8	0.5-2	0-0	0-0	0	0	0	0-0	0	0	0
Martin, Kimar	7	4	3	7	0-0	0-0	1-6	2	0	0	1-0	0	0	0
Adesipe, Abraham	8	4	3	7	2.5-25	1.0-12	0-0	0	0	1	0-0	0	0	0
Howard, Marquis	11	6	0	6	0-0	0-0	0-0	1	0	0	0-0	0	0	0
Nickson, Isaac	2	4	2	6	0-0	0-0	0-0	0	0	0	0-0	0	0	0
Mcghee, Uvakeious	4	2	3	5	0-0	0-0	0-0	0	0	1	0-0	0	0	0
Smiley, Stevie	7	2	2	4	2.0-10	1.0-5	0-0	0	0	0	0-0	0	0	0
Webster, Devonte	1	4	0	4	0-0	0-0	0-0	0	0	0	0-0	0	0	0
Williams, Miles	11	3	0	3	0-0	0-0	0-0	0	0	0	0-0	0	0	0
Bell, Craig	6	1	2	3	1.0-1	0-0	0-0	0	0	0	0-0	0	0	0
Team	5	3	0	3	0-0	0-0	0-0	1	0	0	0-0	0	0	1
Jefferson, Michael	11	2	0	2	0-0	0-0	0-0	0	0	0	0-0	0	0	0
Fisher, Joshua	4	2	0	2	0-0	0-0	0-0	0	0	0	0-0	0	0	0
Troutman, Daniel	10	2	0	2	0-0	0-0	0-0	0	0	0	0-0	0	0	0
Farmer, Talesin	9	1	0	1	0-0	0-0	0-0	0	0	0	0-0	0	0	0
Craven, Anthony	11	0	1	1	0-0	0-0	0-0	0	0	0	0-0	0	0	0
Hanson, Hunter	11	1	0	1	0-0	0-0	0-0	0	0	0	0-0	1	0	0
Corker, Wallace	11	1	0	1	0-0	0-0	0-0	0	0	0	0-0	0	0	0
Saleem, Ismail	8	1	0	1	0-0	0-0	0-0	0	0	0	0-0	0	0	0
Davis, Kha'darris	9	1	0	1	0-0	0-0	0-0	0	0	0	0-0	0	0	0
Brantley, Davian	2	0	1	1	0-0	0-0	0-0	1	0	0	0-0	0	0	0
Manley, Dontray	4	0	1	1	0-0	0-0	0-0	0	0	0	0-0	0	0	0
March, Devin	1	0	1	1	0-0	0-0	0-0	0	0	0	0-0	0	0	0
Tolbert, Lawrence	11	0	0	0	0-0	0-0	0-0	1	0	0	0-0	0	0	0
Howard, Tytus	10	0	0	0	0-0	0-0	0-0	0	0	0	1-0	0	0	0
TOTAL	11	439	352	791	76.0-266	13.0-85	10-85	27	0	13	11-5	8	3	3
Opponents	11	414	321	735	94.0-342	29.0-161	15-215	39	0	35	7-3	12	2	0



2018 STATISTICS

GAME-BY-GAME STATISTICS

GAME	FINAL SCORE	QUARTERS					FIRST DOWNS		RUSHING NO-YDS-TD	PASSING			TOT OFF ATT-YDS	PUNTS NO-AVG	F-FL	PENALTIES NO-YDS	FIELD GOALS	
		1	2	3	4	OT	R-P-PE	TOT		C-A-I	YDS	TD					NO	TOP
Tuskegee	20	7	6	7	0	0	12-7-4	23	46-273-2	14-20-2	209	1	66-482	4-31.2	2-1	19-185	0-2	21-34
Alabama State	26	0	10	3	7	6	7-6-3	16	36-128-2	15-24-0	164	1	60-292	3-45.0	1-0	7-41	2-3	28-26
Alabama State	9	0	2	7	0	0	4-5-1	10	35-47-0	13-29-3	158	1	64-205	11-39.8	1-1	10-77	0-1	30-21
Auburn	63	21	21	7	14	0	22-4-2	28	59-429-6	8-14-0	138	1	73-567	2-38.0	5-4	4-30	0-0	29-24
Alabama State	13	3	3	7	0	0	7-5-3	15	43-103-0	13-31-1	211	1	74-314	7-43.6	2-2	10-91	2-2	31-33
Kennesaw State	62	14	28	20	0	0	14-4-2	20	55-417-6	6-6-0	146	1	61-563	1-43.0	4-3	7-63	2-2	28-27
Alabama State	0	0	0	0	0	0	9-9-2	20	42-142-0	17-41-3	167	0	83-309	8-42.0	1-1	8-83	0-1	31-37
Grambling Stte	34	21	3	3	7	0	12-2-2	16	45-209-1	9-20-0	291	1	65-291	7-42.7	2-0	11-83	2-2	28-23
Alabama State	28	14	0	0	0	14	6-6-2	14	37-85-1	20-37-1	155	2	74-240	10-41.2	3-0	6-43	2-3	25-27
Alcorn State	25	7	0	0	7	11	19-6-3	28	69-408-3	11-22-2	122	0	91-530	4-39.5	1-1	7-50	1-7	34-33
Alabama State	7	0	7	0	0	0	5-4-2	11	32-85-0	10-19-0	134	1	51-219	7-45.9	2-0	13-83	0-1	29-59
South Alabama	45	7	21	10	7	0	13-7-1	21	44-185-3	13-17-0	211	2	61-396	3-46.3	0-0	7-75	1-1	30-01
Alabama State	10	0	7	3	0	0	6-9-1	16	32-132-1	21-37-1	181	0	68-313	6-42.5	1-1	8-77	1-2	32-00
Alabama AGM	27	0	7	7	13	0	6-10-1	17	28-141-1	17-32-0	322	3	40-463	5-35.6	0-0	10-102	0-1	27-54
Texas Southern	21	0	7	14	0	0	5-6-1	12	34-88-2	10-23-2	249	1	57-337	5-36.4	0-0	3-80	0-0	24-53
Alabama State	30	7	7	7	9	0	7-10-1	18	44-155-1	16-25-2	171	2	69-326	6-43.7	0-0	11-103	0-0	35-07
Jackson State	20	10	7	0	3	0	10-7-2	19	46-139-0	12-28-0	130	1	74-269	6-40.8	1-1	8-127	2-2	37-30
Alabama State	2	0	0	0	2	0	4-5-2	11	23-71-0	12-38-2	109	0	61-180	9-41.2	1-0	15-119	0-0	22-45
Alabama State	13	6	0	7	0	0	11-8-0	19	48-191-2	14-24-2	89	0	72-280	6-36.7	1-1	9-69	0-1	36-46
Prairie View AGM	66	21	28	7	10	0	17-12-0	29	40-383-5	16-30-1	290	4	70-673	1-44.0	0-0	9-73	1-1	23-14
MVSU	24	7	7	10	0	0	16-4-4	24	60-307-2	10-22-3	81	1	82-388	2-35.0	2-1	8-69	1-1	36-09
Alabama State	31	7	7	0	10	7	3-10-1	14	24-49-0	21-39-0	237	4	63-286	6-46.0	2-1	12-157	1-2	38-51

GAME-BY-GAME OFFENSIVE STARTERS

	WR	RT	RG	C	LG	LT	WR	WR	WR/TE	QB	RB/WR
Tuskegee	Hixon	D. Brown	L. Brown	Thompson	Wilson	Tytus Howard	Corker	Phillip Brown	Marshall	Pearson	Golden
Auburn	Hixon	D. Brown	L. Brown	Thompson	Wilson	Tytus Howard	Corker	Phillip Brown	Marshall	Pearson	Gray
Kennesaw State	Hixon	T. Howard	L. Brown	Thompson	Gulley	Tytus Howard	Corker	Spencer	Hannah	Pearson	Gray
Grambling State	Allen	D. Brown	L. Brown	Thompson	Gulley	Tytus Howard	Corker	Spencer	Lee	Pearson	Gray
Alcorn State	Hixon	D. Brown	L. Brown	Thompson	Gulley	Tytus Howard	Corker	Hannah	Larry Brown	Davis	Gray
South Alabama	Hixon	D. Brown	L. Brown	Thompson	Gulley	Tytus Howard	Corker	Salem	Marshall	Davis	Gray
Alabama AGM	Saleem	D. Brown	L. Brown	Thompson	Gulley	Tytus Howard	Corker	Hannah	Marshall	Davis	Anderson
Texas Southern	Saleem	D. Brown	L. Brown	Thompson	Gulley	Tytus Howard	Corker	Hixon	Marshall	Davis	Anderson
Jackson State	Saleem	D. Brown	L. Brown	Thompson	Gulley	Tytus Howard	Corker	Hixon	Marshall	Davis	Anderson
Prairie View AGM	Saleem	D. Brown	L. Brown	Thompson	Gulley	Tytus Howard	Corker	Jefferson	Williams	Scott	Anderson
MVSU	Lee	D. Brown	L. Brown	Thompson	Callines	Gulley	Williams	Hixon	Marshall	Davis	Jefferson

GAME-BY-GAME DEFENSIVE STARTERS

	DE	DT	NG	DE	N/S	MLB	SLB	CB	SS	FS	CB
Tuskegee	Aurismond	Haley	Clark	Santana	Roberts	Terry	Johnson	Jeffrey Hill	Ramsey	Joshua Hill	Martin
Auburn	Aurismond	Haley	Clark	Santana	Roberts	Terry	Johnson	Jeffrey Hill	Ramsey	Joshua Hill	Martin
Kennesaw State	Haley	Carson	Clark	Santana	Roberts	Bridgers	Johnson	Jeffrey Hill	Ramsey	Joshua Hill	Isaac
Grambling State	McGee	Haley	Clark	Santana	Roberts	Ruffin	Johnson	Jeffrey Hill	Ramsey	Joshua Hill	Isaac
Alcorn State	Haley	Carson	Clark	Santana	Roberts	Terry	Johnson	Issac	Ramsey	Joshua Hill	R. Webster
South Alabama	Aurismond	Haley	Clark	Santana	Roberts	King	Johnson	Isaac	Ramsey	Joshua Hill	R. Webster
Alabama AGM	Aurismond	Santana	Clark	Haley	Roberts	Johnson	Bridgers	Isaac	Ramsey	Joshua Hill	R. Webster
Texas Southern	Aurismond	Santana	Clark	Haley	Roberts	Johnson	Bridgers	Isaac	Ramsey	Joshua Hill	Martin
Jackson State	Aurismond	Santana	Clark	Haley	Roberts	Johnson	Bridgers	Isaac	Ramsey	Joshua Hill	Martin
Prairie View AGM	Aurismond	Ogletree	Smith	Rampersaud	Booker	Roberts	King	Isaac	Pope	Joshua Hill	R. Webster
MVSU	Aurison	Ogletree	Smith	Goodrum	Roberts	Bridgers	Brundidge	Isaac	Ramsey	Joshua Hill	Thomas



2018 STATISTICS

GAME-BY-GAME PASSING

PEARSON	COMP	ATT	INT	PCT	YDS	TD	LG	SACKS	ROCKER	COMP	ATT	INT	PCT	YDS	TD	LG	SACKS
Tuskegee	15	24	0	62.5	164	1	68	1	Tuskegee	-	-	-	-	-	-	-	-
Auburn	6	15	2	40.0	99	0	51	0	Auburn	4	7	0	57.1	20	0	10	3
Kennesaw State	11	24	1	45.8	195	1	78	0	Kennesaw State	2	7	0	28.6	16	0	8	1
Grambling State	13	30	2	43.3	114	0	24	3	Grambling State	-	-	-	-	-	-	-	-
Alcorn State	0	1	0	0.0	0	0	0	0	Alcorn State	-	-	-	-	-	-	-	-
South Alabama	4	9	0	44.4	31	0	17	1	South Alabama	2	2	0	100.0	0	2	0	0
Alabama AGM	-	-	-	-	-	-	-	-	Alabama AGM	-	-	-	-	-	-	-	-
Texas Southern	-	-	-	-	-	-	-	-	Texas Southern	-	-	-	-	-	-	-	-
Jackson State	1	3	0	33.3	7	0	7	0	Jackson State	-	-	-	-	-	-	-	-
Prairie View AGM	-	-	-	-	-	-	-	-	Prairie View AGM	-	-	-	-	-	-	-	-
MVSU	-	-	-	-	-	-	-	-	MVSU	-	-	-	-	-	-	-	-

DAVIS	COMP	ATT	INT	PCT	YDS	TD	LG	SACKS	SCOTT	COMP	ATT	INT	PCT	YDS	TD	LG	SACKS
Tuskegee	-	-	-	-	-	-	-	-	Tuskegee	-	-	-	-	-	-	-	-
Auburn	3	7	1	42.9	39	1	29	1	Auburn	-	-	-	-	-	-	-	-
Kennesaw State	0	0	0	0.0	0	0	0	0	Kennesaw State	-	-	-	-	-	-	-	-
Grambling State	4	11	1	36.3	53	0	20	2	Grambling State	-	-	-	-	-	-	-	-
Alcorn State	20	36	1	55.6	155	2	42	5	Alcorn State	-	-	-	-	-	-	-	-
South Alabama	4	8	0	50.0	101	1	75	2	South Alabama	-	-	-	-	-	-	-	-
Alabama AGM	21	37	1	56.8	181	0	32	3	Alabama AGM	-	-	-	-	-	-	-	-
Texas Southern	16	25	2	64.0	171	2	23	0	Texas Southern	-	-	-	-	-	-	-	-
Jackson State	3	10	1	30.0	24	0	18	0	Jackson State	8	25	1	32.0	78	0	24	0
Prairie View AGM	-	-	-	-	-	-	-	-	Prairie View AGM	14	24	2	58.3	89	0	29	3
MVSU	21	39	1	53.8	237	4	27	0	MVSU	-	-	-	-	-	-	-	-

GAME-BY-GAME RUSHING (No.-Yards-TD)

Rushing	NO-YDS-TD	TU	AU	KSU	GSU	ALCORN	USA	AAMU	TSU	JSU	PVAMU	MVSU
Gray	100-384-2	11-60-1	3-17-0	11-5-0	20-130-0	20-78-1	2-(-3)-0	-	8-17-0	7-17-0	14-55-0	4-8-0
Farmer	60-202-0	2-2-0	10-40-0	6-36-0	5-6-0	2-6-0	-	12-51-0	-	-	15-57-0	8-4-0
Anderson	53-205-1	9-18-0	5-8-0	3-14-0	7-43-0	-	2-6-0	6-26-0	7-24-0	4-17-0	6-30-1	4-19-0
Davis	71-113-1	-	2-(-14)	-	3-(-17)-0	12-(-10)-0	5-(-1)-0	12-53-0	24-104-1	5-(-10)-0	-	8-18-0
Manley	13-88-0	-	-	-	-	-	6-39-0	1-2-0	-	-	6-47-0	-
Leggett	22-73-0	-	3-8-0	10-31-0	-	-	5-16-0	-	4-18-0	-	-	-
Pearson	34-46-1	8-15-1	4-7-0	10-10-0	6-(-21)-0	-	4-20-0	-	-	2-15-0	-	-
Golden	6-33-0	6-33-0	-	-	-	-	-	-	-	-	-	-
Scott	11-29-0	-	-	-	-	-	-	-	-	5-32-0	6-(-3)-1	-
Jones	5-12-0	-	-	-	1-1-0	-	3-6-0	-	-	-	1-5-0	-
Hixon	3-7-0	-	-	-	-	2-15-0	-	-	1-(-8)-0	-	-	-
Cook	5-7-0	-	2-3-0	-	-	-	3-4-0	-	-	-	-	-
Saleem	1-(-4)-0	-	-	-	-	1-(-4)-0	-	-	-	-	-	-
Rocker	10-(-15)-0	-	6-(-22)-0	3-7-0	-	-	1-0-0	-	-	-	-	-

GAME-BY-GAME RECEIVING (No.-Yards-TD)

Receiving	NO-YDS-TD	TU	AU	KSU	GSU	ALCORN	USA	AAMU	TSU	JSU	PVAMU	MVSU
Corker	18-177-0	2-4-0	1-5-0	2-3-0	4-24-0	3-51-0	1-15-0	3-37-0	1-20-0	1-18-0	-	-
Hixon	17-128-2	2-9-0	-	-	2-31-0	2-3-0	-	-	3-30-1	3-24-0	3-8-0	2-23-1
Gray	16-57-0	2-11-0	3-16-0	1-(-1)-0	-	1-(-6)-0	1-4-0	-	3-32-0	-	3-(-9)-0	2-10-0
Spencer	14-167-0	-	2-8-0	4-84-0	1-3-0	-	2-22-0	-	1-(-1)-0	1-10-0	1-8-0	2-33-0
Williams	14-137-1	-	-	-	2-11-0	2-29-1	-	4-16-0	1-23-0	-	2-31-0	5-56-1
Allen	12-351-3	1-68-1	1-10-0	2-86-1	1-10-0	1-8-0	1-75-1	3-62-0	-	1-12-0	-	1-20-0
Jefferson	12-115-4	-	1-11-0	1-15-0	1-(-3)-0	2-8-1	-	1-2-0	2-18-1	1-24-0	1-10-0	2-30-2
Hannah	10-94-0	2-26-0	-	-	3-34-0	2-24-0	-	3-10-0	-	-	-	-
Saleem	9-93-0	1-36-0	-	-	-	2-15-0	-	2-11-0	1-19-0	-	2-5-0	1-7-0
Farmer	8-90-0	-	-	1-15-0	1-20-0	1-3-0	-	1-13-0	-	-	-	4-39-0
Lee	6-61-0	-	-	-	1-17-0	1-4-0	-	-	1-18-0	2-8-0	-	1-14-0
Anderson	6-22-0	2-9-0	-	1-5-0	-	-	-	1-4-0	1-4-0	1-0-0	-	-
Knight	5-51-0	-	-	-	1-20-0	-	-	1-12-0	1-7-0	1-7-0	-	1-5-0
Marshall	4-23-0	-	-	1-4-0	-	2-12-0	-	1-7-0	-	-	-	-
Brown, Phillip	3-17-0	-	-	-	-	1-4-0	1-7-0	-	-	1-6-0	-	-
Leggett	3-9-0	-	1-4-0	-	-	-	1-4-0	-	1-1-0	-	-	-
Golden	3-1-0	3-1-0	-	-	-	-	-	-	-	-	-	-
Brown, Larry	2-36-0	-	-	-	-	-	-	1-7-0	-	-	1-29-0	-
Manley	2-2-0	-	-	-	-	-	2-2-0	-	-	-	-	-
Aristilde	1-51-0	-	1-51-0	-	-	-	-	-	-	-	-	-
Williams	1-29-0	-	1-29-0	-	-	-	-	-	-	-	-	-
Jones	1-7-0	-	-	-	-	-	-	-	-	-	1-7-0	-
Cook	1-6-0	-	1-6-0	-	-	-	-	-	-	-	-	-
Tolliver, Delancey	1-5-0	-	-	-	-	-	1-5-0	-	-	-	-	-



2018 STATISTICS

GAME-BY-GAME TACKLES (UT-A-TT)

Tackles	UT-A-TT	TU	AU	KSU	GSU	ALCORN	USA	AAMU	TSU	JSU	PVAMU	MVSU
Johnson	29-49-78	3-5-8	3-2-5	3-0-3	3-4-8	4-10-14	2-7-9	3-4-7	3-5-8	1-7-8	-	4-5-9
Ramsey	47-27-74	8-6-14	4-1-5	6-0-6	2-1-3	6-4-10	1-2-3	2-1-3	2-6-8	6-3-9	4-1-5	6-2-8
Hill, Joshua	39-20-61	8-3-11	7-1-8	3-1-4	1-1-2	6-5-11	2-2-4	1-1-2	1-0-1	2-2-4	5-2-7	5-2-7
Clark	22-31-53	2-3-5	1-0-1	3-0-3	4-4-8	2-7-9	1-2-3	3-2-5	1-6-7	1-4-5	0-1-1	4-2-6
Roberts	31-22-53	6-3-9	1-2-3	3-0-3	3-4-7	2-3-5	-	5-3-8	1-0-1	3-1-4	3-1-4	4-5-9
Bridgers	21-21-42	0-3-3	4-1-5	2-0-2	2-2-4	-	2-5-7	2-1-3	1-1-2	3-5-8	-	5-3-8
Isaac	23-11-34	2-2-4	1-0-1	-	0-2-2	5-3-8	1-1-2	2-0-2	1-1-2	6-1-7	2-1-3	3-0-3
Haley	12-20-32	1-2-3	2-2-4	2-1-3	0-3-3	0-7-7	0-1-1	2-3-5	2-1-3	3-0-3	-	-
Webster, Romelo	19-8-27	-	-	3-0-3	1-0-1	4-2-6	3-3-6	4-2-6	-	1-0-1	3-1-4	-
Pope	15-12-27	1-0-1	3-1-4	2-2-4	1-1-2	1-3-4	1-1-2	-	1-0-1	1-0-1	4-4-8	0-2-2
Terry	15-12-27	0-2-2	1-0-1	-	0-2-2	3-4-7	2-0-2	-	1-0-1	1-1-2	4-1-5	-
Williams, Daymon	13-11-24	-	3-0-3	1-0-1	2-0-2	-	5-3-8	1-3-4	0-2-2	-	1-1-2	3-2-5
Thomas	11-9-20	0-0-0	2-0-2	1-1-2	-	1-1-2	2-2-4	-	1-0-1	1-0-1	1-3-4	2-4-6
Ruffin	9-11-20	1-0-1	2-1-3	4-0-4	2-3-5	0-2-2	0-5-5	-	-	-	-	-
Santana	12-7-19	1-0-1	0-0-0	4-0-4	2-2-4	2-3-5	2-0-2	0-2-2	-	1-0-1	-	-
King	12-7-19	2-2-4	2-1-3	-	2-0-2	2-1-3	0-3-3	-	2-0-2	1-0-1	1-0-1	-
Goodrum	8-9-17	-	-	-	-	1-2-3	1-1-2	1-1-2	2-1-3	-	1-1-2	1-2-3
Booker	11-5-16	0-1-1	0-0-0	1-0-1	2-0-2	2-1-3	2-2-4	-	2-0-2	1-0-1	1-1-2	-
Aurismond	6-8-14	0-1-1	0-0-0	-	1-0-1	2-1-3	1-1-2	0-1-1	-	1-1-2	0-1-1	1-1-2
Oyovwi	11-2-13	1-0-1	0-0-0	-	1-0-1	2-1-3	1-0-1	-	-	1-0-1	1-0-1	4-1-5
Smith	4-8-12	-	-	-	0-1-1	1-1-2	1-0-1	-	0-1-1	0-1-1	1-1-2	1-2-3
Carson	1-11-12	0-1-1	0-1-1	-	-	1-4-5	0-2-2	-	-	0-3-3	-	0-1-1
Hill, Jeffrey	8-1-9	2-0-2	6-1-7	-	-	-	-	-	-	-	-	-
Rampersaud	7-2-9	-	-	-	-	-	-	-	1-2-3	5-0-5	1-0-1	-
Brundidge	5-3-8	-	-	-	-	-	-	2-0-2	-	-	1-2-3	2-1-3
Ogletree	4-4-8	-	-	-	-	-	-	-	-	-	2-2-4	2-2-4
Martin	3-4-7	0-0-0	-	-	-	-	-	1-2-3	-	-	-	2-1-3
Nickson	4-2-6	-	3-2-5	1-0-1	-	-	-	-	-	-	-	-
Howard	6-0-6	0-0-0	2-0-2	2-0-2	1-0-1	-	-	-	-	-	1-0-1	-
Williams, Miles	5-1-6	0-0-0	1-0-1	2-0-2	-	-	-	-	-	-	-	-
McGee	2-3-5	-	-	1-0-1	1-3-4	-	-	-	-	-	-	-
Webster, Devonte	4-0-4	-	-	4-0-4	-	-	-	-	-	-	-	-
Smiley	2-2-4	2-0-2	0-0-0	-	-	0-2-2	-	-	-	-	-	-
Adesipe	2-2-4	-	-	-	-	1-1-2	-	-	-	-	1-1-2	2-1-3
Bell	1-2-3	-	-	-	-	-	1-1-2	-	-	0-1-1	-	-
Troutman	2-0-2	-	-	1-0-1	1-0-1	-	-	-	-	-	-	-
Jefferson	2-0-2	-	-	1-0-1	-	-	-	-	1-0-1	-	-	-
Fisher	2-0-2	-	1-0-1	-	-	-	-	1-0-1	-	-	-	-
Hanson	1-0-1	-	-	1-0-1	-	-	-	-	-	-	-	-
Davis	1-0-1	-	-	-	1-0-1	-	-	-	-	-	-	-
Corker	1-0-1	-	-	-	1-0-1	-	-	-	-	-	-	-
Farmer	1-0-1	-	-	-	-	-	-	-	-	-	1-0-1	-
Saleem	1-0-1	-	-	-	-	-	-	-	-	-	1-0-1	-
Gray	0-1-1	-	-	-	0-1-1	-	-	-	-	-	-	-
March	0-1-1	-	-	-	-	-	0-1-1	-	-	-	-	-
Manley	0-1-1	-	-	-	-	-	0-1-1	-	-	-	-	-
Craven	0-1-1	-	-	-	-	-	-	-	-	-	0-1-1	-
Brantley	0-1-1	-	-	-	-	-	-	-	-	-	-	0-1-1



2018 STATISTICS

GAME-BY-GAME TACKLES FOR LOSS (TFL-YDS)

Tackles	TFL-YDS	TU	AU	KSU	GSU	ALCORN	USA	AAMU	TSU	JSU	PVAMU	MVSU
Roberts	10.0-47	2.5-4	-	-	-	-	-	1.5-7	1.0-2	1.0-4	-	4.0-30
Isaac	7.0-20	2.5-5	-	-	0.5-2	1.0-9	-	1.0-2	-	1.0-2	-	-
Oyowwi	6.5-21	1.0-1	-	-	1.0-6	0.5-2	1.0-2	-	-	-	1.0-6	2.0-4
Williams, Daymon	5.5-15	-	1.0-2	-	-	-	2.0-2	1.5-8	-	-	-	1.0-3
Santana	5.5-14	1.0-1	-	1.0-3	0.5-2	1.5-3	-	0.5-1	-	1.0-4	-	-
Johnson	5.0-13	1.0-4	-	-	-	1.0-5	1.0-1	-	1.0-2	1.0-1	-	-
Clark	5.0-11	-	-	1.0-1	1.0-3	-	-	-	1.0-3	-	-	2.0-4
Haley	4.5-22	-	1.0-4	1.0-1	-	0.5-2	-	-	1.0-7	1.0-8	-	-
Bridgers	4.5-6	0.5-1	-	1.0-1	-	-	1.0-1	-	-	2.0-3	-	-
Goodrum	4.0-20	-	-	-	-	0.5-2	-	0.5-4	2.5-13	-	0.5-1	-
Aurismond	3.5-9	0.5-1	-	-	-	1.5-3	1.5-5	-	-	-	-	-
Adesipe	2.5-25	-	-	-	-	-	-	-	-	-	0.5-1	2.0-24
Smiley	2.0-10	2.0-10	-	-	-	-	-	-	-	-	-	-
Terry	2.0-4	0.5-2	-	-	-	-	-	-	-	0.5-1	1.0-1	-
Carson	1.5-3	0.5-2	-	-	-	0.5-0	-	-	-	0.5-1	-	-
Rampersaud	1.0-8	-	-	-	-	-	-	-	-	-	1.0-8	-
Booker	1.0-7	-	-	-	-	-	-	-	1.0-7	-	-	-
Thomas	1.0-2	-	-	-	-	-	0.5-1	-	-	-	0.5-1	-
Ruffin	1.0-1	-	-	-	1.0-1	-	-	-	-	-	-	-
Hill, Joshua	1.0-1	-	-	-	-	-	1.0-1	-	-	-	-	-
Bell	1.0-1	-	-	-	-	-	1.0-1	-	-	-	-	-
Smith	1.0-1	-	-	-	-	-	-	-	-	-	-	1.0-1
Ramsey	0.5-2	-	-	-	-	-	-	-	0.5-2	-	-	-
Brundidge	0.5-2	-	-	-	-	-	-	-	-	-	0.5-2	-

GAME-BY-GAME SACKS (SKS-YDS)

Tackles	SKS-YDS	TU	AU	KSU	GSU	ALCORN	USA	AAMU	TSU	JSU	PVAMU	MVSU
Roberts	2.5-22	-	-	-	-	-	-	1.5-7	-	-	-	1.0-15
Goodrum	2.5-15	-	-	-	-	-	-	0.5-4	2.0-11	-	-	-
Oyowwi	2.5-4	-	-	-	1.0-6	0.5-2	1.0-2	-	-	-	-	-
Adesipe	1.0-12	-	-	-	-	-	-	-	-	-	-	1.0-12
Rampersaud	1.0-8	-	-	-	-	-	-	-	-	-	1.0-8	-
Williams, Daymon	1.0-6	-	-	-	-	-	-	1.0-6	-	-	-	-
Smiley	1.0-5	1.0-5	-	-	-	-	-	-	-	-	-	-
Aurismond	1.0-4	-	-	-	-	-	1.0-4	-	-	-	-	-
Johnson	0.5-3	-	-	-	-	0.5-3	-	-	-	-	-	-



2018 STATISTICS

GAME-BY-GAME PUNTING

CRAVEN	NO	YDS	AVG	LG	I20	TB	50+	60+	QUINTANILLA	NO	YDS	AVG	LG	I20	TB	50+	60+
Tuskegee	3	145	45.0	63	1	0	0	1	Tuskegee	- did not play -							
Auburn	10	438	43.8	69	4	1	1	1	Auburn	- did not play -							
Kenensaw State	7	305	43.6	52	1	0	1	0	Kennesaw State	- did not play -							
Grambling State	8	336	42.0	52	5	1	1	0	Grambling State	- did not play -							
Alcorn State	10	412	41.2	49	3	1	0	0	Alcorn State	- did not play -							
South Alabama	7	321	45.9	80	3	0	0	1	South Alabama	- did not play -							
Alabama AGM	6	255	42.5	65	2	1	0	1	Alabama AGM	- did not play -							
Texas Southern	6	262	43.7	58	4	0	2	0	Texas Southern	- did not play -							
Jackson State	9	371	41.2	51	1	0	2	0	Jackson State	- did not play -							
Prairie View AGM	6	220	36.7	67	2	0	1	1	Prairie View AGM	- did not play -							
MVSU	6	276	46.0	72	3	0	0	1	MVSU	- did not play -							

GAME-BY-GAME KICKING

HANSON	PAT	ATT	PCT	FG	FGA	PCT	LG	PTS	QUINTANILLA	PAT	ATT	PCT	FG	FGA	PCT	LG	PTS
Tuskegee	2	2	100	2	3	67	25	8	Tuskegee	- did not play -							
Auburn	1	1	100	0	1	0	0	1	Auburn	- did not play -							
Kenensaw State	1	1	100	2	2	100	35	7	Kennesaw State	- did not play -							
Grambling State	0	0	0	0	1	0	0	0	Grambling State	- did not play -							
Alcorn State	2	2	100	2	3	66.7	38	8	Alcorn State	- did not play -							
South Alabama	1	1	100	0	1	0	0	1	South Alabama	- did not play -							
Alabama AGM	1	1	100	1	2	50	39	4	Alabama AGM	- did not play -							
Texas Southern	4	4	100	0	0	0	0	4	Texas Southern	- did not play -							
Jackson State	0	0	0	0	0	0	0	0	Jackson State	- did not play -							
Prairie View AGM	1	2	50	0	1	0	0	1	Prairie View AGM	- did not play -							
MVSU	4	4	100	1	2	50	36	7	MVSU	- did not play -							



2018 STATISTICS

SCORING DRIVES

OPP	PLAYS	YDS	DRIVE TIME	QTR/CLOCK	DRIVE START	PLAY
Tuskegee	4	80	1:08	2/14:28	A20	68-yd pass to Allen
Tuskegee	4	-2	2:28	2/6:16	T01	20-yd field goal
Tuskegee	8	14	3:04	2/11:30	T22	25-yd field goal
Tuskegee	10	80	4:14	4/5:09	A20	9-yd run by Pearson
Tuskegee	1	25	0:00	07/0:00	T25	30-yd run by Gray
Auburn	-	-	-	2/4:43	-	Haley safety
Auburn	3	16	0:54	3/0:37	A16	29-yd pass to Williams
Kennesaw State	6	5	2:42	1/5:17	K17	29-yd field goal
Kennesaw State	11	41	3:53	2/8:52	A41	35-yd field goal
Kennesaw State	1	78	0:13	3/9:31	A22	78-yd pass to Allen
Alcorn State	6	88	2:20	1/2:40	A12	16-yd pass to Williams
Alcorn State	2	48	0:37	1/6:57	ALCN48	45-yd run by Gray
Alcorn State	7	25	0:00	07/0:00	ALCN25	6-yd pass to Jefferson
Alcorn State	3	4	0:00	07/0:00	ALCN25	38-yd field goal
Alcorn State	3	2	0:00	07/0:00	ALCN25	37-yd field goal
South Alabama	1	75	0:15	2/8:45	A25	75-yd pass to Allen
Alabama AGM	4	25	1:44	2/4:08	AAMU25	Farmer 1-yd run
Alabama AGM	17	65	6:58	4/11:41	A13	39-yd field goal
Texas Southern	-	-	-	1/12:12	-	Hill 29-yd int return
Texas Southern	8	79	3:54	2/7:40	A21	Davis 10-yd run
Texas Southern	6	62	2:51	3/11:52	A38	17-yd pass to Hixon
Texas Southern	9	50	5:08	4/14:16	A50	1-yd pass to Jefferson
Texas Southern	-	-	-	4/1:46	-	Goodrum safety
Jackson State	-	-	-	4/7:12	-	TEAM safety
PVAMU	8	65	2:36	1/10:11	A35	Anderson 6-yd run
PVAMU	16	74	7:57	3/3:11	A26	Scott 1-yd run
MVSU	4	36	1:23	1/7:02	M36	22-yd pass to Jefferson
MVSU	15	58	6:20	2/8:35	A42	3-yd pass to Jefferson
MVSU	2	49	0:30	4/14:25	M49	27-yd pass to Williams
MVSU	9	-27	3:19	4/1:56	M16	33-yd field goal
MVSU	5	21	0:00	07/0:00	M25	6-yd pass to Hixon

DRIVING SUPERLATIVES

MOST PLAYS:	17, two times	FEWEST PLAYS:	1, nine times
MOST YARDS:	88, at Alcorn State (1Q)	FEWEST YARDS:	-20, two times
LONGEST TIME:	7:57, at Prairie View AGM (3Q)	SHORTEST TIME:	0:09 vs. Jackson State (1Q)

LONGEST PLAYS (25-plus yards)

YDS	PLAY	OPPONENT(QTR)
78	Allen 78-yd pass from Pearson	Kennesaw State (3Q)
75	Allen 75-yd pass from Davis	South Alabama (2Q)
72	Gray 72-yd kickoff return	Tuskegee (3Q)
68	Allen 68-yd pass from Pearson	Tuskegee (2Q)
66	Gray 66-yd kickoff return	MVSU (1Q)
55	Hill 55-yd punt return	Grambling State (4Q)
53	Spencer 53-yd pass from Pearson	Kennesaw State (2Q)
51	Aristilde 51-yd pass from Pearson	Auburn (1Q)
45	Gray 45-yd run	Alcorn State (1Q)
42	Corker 42-yd pass from Davis	Alcorn State (1Q)
36	Saleem 36-yd pass from Pearson	Tuskegee (4Q)
35	Gray 35-yd kickoff return	Tuskegee (2Q)
32	Allen 32-yd pass from Davis	Alabama AGM (2Q)
31	Gray 31-yd run	Grambling State (1Q)
31	Allen 31-yd pass from Davis	Alabama AGM (1Q)
30	Gray 30-yd run	Tuskegee (3Q)
29	Hill 29-yd interception return	Texas Southern (1Q)
29	Williams 29-yd pass from Davis	Auburn (3Q)
29	Gray 29-yd run	Grambling State (3Q)
29	Brown 29-yd pass from Scott	Prairie View AGM (1Q)
27	Davis 27-yd pass to Williams	MVSU (4Q)
27	Johnson 27-yd int return	Tuskegee (2Q)
26	Manley 26-yd run	South Alabama (4Q)
25	Gray 25-yd kickoff return	Auburn (1Q)



2018 STATISTICS

ALABAMA STATE INDIVIDUAL HIGHS

Rushes	24	Davis, KHA'Darris vs Texas Southern (Nov 3, 2018)
Yards Rushing	130	Gray, Ezra at Grambling State (Sept 22, 2018)
TD Rushes	1	seven times; last - Scott, Chris at PVAMU (Nov 17, 2018)
Long Rush	45	Gray, Ezra at Alcorn State (Oct 6, 2018)
Pass attempts	39	Davis, KHA'Darris vs MVSU (Nov 22, 2018)
Pass completions	21	Davis, KHA'Darris at Alabama AGM (Oct 27, 2018) Davis, KHA'Darris vs MVSU (Nov 22, 2018)
Yards Passing	237	Davis, KHA'Darris vs MVSU (Nov 22, 2018)
TD Passes	4	Davis, KHA'Darris vs MVSU (Nov 22, 2018)
Long Pass	78	Pearson, Darrylat Kennesaw State (Sept 15, 2018)
Receptions	5	Williams, Joe vs MVSU (Nov 22, 2018)
Yards Receiving	84	Spencer, Marquez at Kennesaw State (Sept 15, 2018)
TD Receptions	2	Jefferson, Michael vs MVSU (Nov 22, 2018)
Long Reception	78	Allen, Tyrek at Kennesaw State (Sept 15, 2018)
Field Goals	2	Hanson, Hunter vs Tuskegee (Sept 1, 2018) Hanson, Hunter at Kennesaw State (Sept 15, 2018) Hanson, Hunter at Alcorn State (Oct 6, 2018)
Long Field Goal	39	Hanson, Hunter s Alabama AGM (Oct 27, 2018)
Punts	10	Craven, Anthony at Auburn (Sept 8, 2018) Craven, Anthony at Alcorn State (Oct 6, 2018)
Punting Avg	46.0	Craven, Anthony vs MVSU (Nov 22, 2018)
Long Punt	80	Craven, Anthony at South Alabama (Oct 13, 2018)
Punts inside 20	5	Craven, Anthony at Grambling State (Sept 22, 2018)
Long Punt Return	55	Hill, Joshua at Grambling State (Sept 22, 2018)
Long Kickoff Return	72	Gray, Ezra vs Tuskegee (Sept 1, 2018)
Tackles	14.0	Ramsey, Kurrion vs Tuskegee (Sept 1, 2018) Johnson, Darron at Alcorn State (Oct 6, 2018)
Sacks	2.0	Goodrum, Trevor vs Texas Southern (Nov 3, 2018)
Tackles For Loss	4.0	Roberts, Dennis vs MVSU (Nov 22, 2018)
Interceptions	2	Hill, Joshua vs Texas Southern (Nov 3, 2018)

ALABAMA STATE TEAM GAME HIGHS

Rushes	48	at Prairie View AGM (Nov 17, 2018)
Yards Rushing	191	at Prairie View AGM (Nov 17, 2018)
Yards Per Rush	4.3	s Alabama AGM (Oct 27, 2018)
TD Rushes	2	vs Tuskegee (Sept 1, 2018)
Pass attempts	41	at Grambling State (Sept 22, 2018)
Pass completions	21	vs Alabama AGM (Oct 27, 2018) vs MVSU (Nov 22, 2018)
Yards Passing	237	vs MVSU (Nov 22, 2018)
Yards Per Pass	16.2	at Kennesaw State (Sept 15, 2018)
TD Passes	4	vs MVSU (Nov 22, 2018)
Total Plays	83	at Grambling State (Sept 22, 2018)
Total Offense	326	vs Texas Southern (Nov 3, 2018)
Yards Per Play	4.9	vs Tuskegee (Sept 1, 2018)
Points	31	vs Texas Southern (Nov 3, 2018) vs MVSU (Nov 22, 2018)
Sacks By	3	vs Alabama AGM (Oct 27, 2018) vs Texas Southern (Nov 3, 2018)
First Downs	20	at Grambling State (Sept 22, 2018)
Penalties	15	vs Jackson State (Nov 10, 2018)
Penalty Yards	157	vs MVSU (Nov 22, 2018)
Interceptions By	3	vs MVSU (Nov 22, 2018)
Punts	11	at Auburn (Sept 8, 2018)
Punting Avg	46.0	vs MVSU (Nov 22, 2018)
Long Punt	80	at South Alabama (Oct 13, 2018)
Punts inside 20	5	at Grambling State (Sept 22, 2018)
Long Punt Return	55	at Grambling State (Sept 22, 2018)

OPPONENT INDIVIDUAL HIGHS

Rushes	28	Del'Shawn Waller, Alcorn State (Oct 6, 2018)
Yards Rushing	221	Del'Shawn Waller, Alcorn State (Oct 6, 2018)
TD Rushes	3	Chandler Burks, Kennesaw State (Sept 15, 2018)
Long Rush	70	Darnell Holland, Kennesaw State (Sept 15, 2018)
Pass attempts	30	Aqeel Glass, Alabama AGM (Oct 27, 2018) Jalen Morton, Prairie View AGM (Nov 17, 2018)
Pass completions	17	Aqeel Glass, Alabama AGM (Oct 27, 2018)
Yards Passing	322	Aqeel Glass, Alabama AGM (Oct 27, 2018)
TD Passes	4	Jalen Morton, Prairie View AGM (Nov 17, 2018)
Long Pass	90	Devin Williams, Texas Southern (Nov 3, 2018)
Receptions	6	Nathaniel Dell, Alabama AGM (Oct 27, 2018)
Yards Receiving	204	Nathaniel Dell, Alabama AGM (Oct 27, 2018)
TD Receptions	2	Nathaniel Dell, Alabama AGM (Oct 27, 2018)
Long Reception	81	Nathaniel Dell, Alabama AGM (Oct 27, 2018)
Punts	7	Garrett Urban, Grambling State (Sept 22, 2018)
Punting Avg	46.3	Corliss Waitman, South Alabama (Oct 13, 2018)
Long Punt	56	Corliss Waitman, South Alabama (Oct 13, 2018)
Punts inside 20	4	Christian Jacquemin, Jackson State (Nov 10, 2018)
Long Punt Return	79	Malik Route, Grambling State (Sept 22, 2018)
Long Kickoff Return	100	Isaac Foster, Kennesaw State (Sept 15, 2018)
Tackles	13.0	Ricky Norris, Tuskegee (Sept 1, 2018)
Sacks	2.0	Brandon Varner, Grambling State (Sept 22, 2018) Sundiata Anderson, Grambling State (Sept 22, 2018) Kahlil Johnson, Jackson State (Nov 10, 2018)
Tackles For Loss	3.0	Brandon Varner, Grambling State (Sept 22, 2018) Khalil Johnson, Jackson State (Nov 10, 2018) Bryant Jones, MVSU (Nov 22, 2018)

OPPONENT TEAM GAME HIGHS

Rushes	69	Alcorn State (Oct 6, 2018)
Yards Rushing	429	Auburn (Sept 8, 2018)
Yards Per Rush	9.6	Prairie View AGM (Nov 17, 2018)
TD Rushes	6	Auburn (Sept 8, 2018) Kennesaw State (Sept 15, 2018)
Pass attempts	32	Alabama AGM (Oct 27, 2018)
Pass completions	17	Alabama AGM (Oct 27, 2018)
Yards Passing	322	Alabama AGM (Nov 17, 2018)
Yards Per Pass	18.9	Alabama AGM (Oct 27, 2018)
TD Passes	4	Prairie View AGM (Nov 13, 2018)
Total Plays	91	Alcorn State (Oct 6, 2018)
Total Offense	673	Prairie View AGM (Nov 13, 2018)
Yards Per Play	9.6	Prairie View AGM (Nov 13, 2018)
Points	66	Prairie View AGM (Nov 17, 2018)
Sacks By	5	Grambling State (Sept 22, 2018) Alcorn State (Oct 6, 2018)
First Downs	29	Prairie View AGM (Nov 17, 2018)
Penalties	19	Tuskegee (Sept 1, 2018)
Penalty Yards	185	Tuskegee (Sept 1, 2018)
Turnovers	5	MVSU (Nov 22, 2018)
Punts	4	Tuskegee (Sept 1, 2018) Alcorn State (Oct 6, 2018)
Punting Avg	46.3	South Alabama (Oct 13, 2018)
Long Punt	56	South Alabama (Oct 13, 2018)
Punts inside 20	4	Jackson State (Nov 10, 2018)
Long Punt Return	76	Grambling State (Sept 22, 2018)



2018 STATISTICS

PARTICIPATION

	GP / GS	TU	AU	KSU	GSU	ALCORN	USA	AAMU	TSU	JSU	PVAMU	MVSU
1 - Hixon	11 / 8	START	START	START	XXX	START	START	XXX	START	START	XXX	START
2 - Aristilde	2 / -	XXX	XXX	--	--	--	--	--	--	--	--	--
2 - Webster, Romelo	10 / 4	--	XXX	XXX	XXX	START	START	START	XXX	XXX	START	XXX
3 - Roberts	11 / 11	START	START	START	START	START	START	START	START	START	START	START
4 - Pritchett	- / -	--	--	--	--	--	--	--	--	--	--	--
4 - West	- / -	--	--	--	--	--	--	--	--	--	--	--
5 - Anderson	10 / 4	XXX	XXX	XXX	XXX	--	--	START	START	START	START	XXX
6 - Hill, Jeffrey	4 / 4	START	START	START	START	--	--	--	--	--	--	--
6 - Dale	5 / -	XXX	XXX	--	--	--	XXX	--	--	--	XXX	XXX
7 - Pearson	7 / 4	START	START	START	START	XXX	XXX	--	--	XXX	--	--
8 - Allen	11 / 2	XXX	XXX	START	START	XXX	XXX	XXX	XXX	XXX	XXX	XXX
9 - Knight	10 / -	--	XXX	XXX	XXX	XXX	XXX	XXX	XXX	XXX	XXX	XXX
10 - Ferrell	- / -	--	--	--	--	--	--	--	--	--	--	--
10 - Isaac	11 / 9	XXX	XXX	START	START	START	START	START	START	START	START	START
11 - McGhee	4 / 3	START	START	XXX	START	--	--	--	--	--	--	--
11 - Scott	2 / 1	--	--	--	--	--	--	--	--	XXX	START	--
12 - Davis	8 / 6	--	XXX	--	XXX	START	START	START	START	START	--	START
13 - Graham	- / -	--	--	--	--	--	--	--	--	--	--	--
13 - Rocker	3 / -	--	XXX	XXX	--	--	XXX	--	--	--	--	--
14 - Jones	- / -	--	--	--	--	--	--	--	--	--	--	--
15 - Williams, Joe	11 / 2	XXX	XXX	XXX	XXX	XXX	XXX	XXX	XXX	XXX	START	START
15 - Fisher	7 / -	--	XXX	--	--	--	XXX	XXX	XXX	XXX	XXX	XXX
16 - Terry	11 / 4	START	START	XXX	XXX	START	XXX	XXX	XXX	XXX	START	XXX
17 - Troutman	10 / -	--	XXX	XXX	XXX	XXX	XXX	XXX	XXX	XXX	XXX	XXX
17 - Whitlow	- / -	--	--	--	--	--	--	--	--	--	--	--
18 - Hannah	7 / 5	START	START	START	XXX	START	XXX	START	--	--	--	--
19 - Jefferson	11 / 2	XXX	XXX	XXX	XXX	XXX	XXX	XXX	XXX	XXX	START	START
20 - Gray	10 / 5	XXX	START	START	START	START	START	--	XXX	XXX	XXX	XXX
21 - Golden	1 / 1	START	--	--	--	--	--	--	--	--	--	--
22 - Leggett	6 / -	--	XXX	XXX	--	--	XXX	XXX	XXX	XXX	--	--
23 - Jones, Anthony	10 / -	XXX	XXX	XXX	XXX	--	XXX	XXX	XXX	XXX	XXX	XXX
24 - Hill, Joshua	11 / 11	START	START	START	START	START	START	START	START	START	START	START
25 - Tolbert	11 / -	XXX	XXX	XXX	XXX	XXX	XXX	XXX	XXX	XXX	XXX	XXX
26 - Martin	6 / 3	START	XXX	--	--	--	--	XXX	START	START	XXX	XXX
26 - Allen	- / -	--	--	--	--	--	--	--	--	--	--	--
27 - Pope	11 / 1	XXX	XXX	XXX	XXX	XXX	XXX	XXX	XXX	XXX	XXX	XXX
28 - Winston	1 / -	--	--	--	--	--	XXX	--	--	--	--	--
29 - Brantley	1 / -	--	--	--	--	--	--	--	--	--	--	XXX
30 - Quintanilla	- / -	--	--	--	--	--	--	--	--	--	--	--
32 - Farmer	9 / -	XXX	XXX	XXX	XXX	XXX	XXX	XXX	--	--	XXX	XXX
33 - Wint	9 / -	XXX	XXX	XXX	XXX	XXX	XXX	XXX	XXX	XXX	--	--
34 - Booker	11 / 1	XXX	XXX	XXX	XXX	XXX	XXX	XXX	XXX	XXX	START	XXX
35 - Craven	11 / -	XXX	XXX	XXX	XXX	XXX	XXX	XXX	XXX	XXX	XXX	XXX
36 - Manley	10 / -	XXX	XXX	XXX	XXX	XXX	XXX	XXX	XXX	XXX	XXX	--
37 - Williams, Miles	11 / -	XXX	XXX	XXX	XXX	XXX	XXX	XXX	XXX	XXX	XXX	XXX
38 - Thomas	11 / 1	XXX	XXX	XXX	XXX	XXX	XXX	XXX	XXX	XXX	XXX	START
39 - Waller	7 / -	--	--	XXX	XXX	--	XXX	XXX	XXX	XXX	XXX	--
40 - Coley	- / -	--	--	--	--	--	--	--	--	--	--	--
40 - Webster, Devonte	1 / -	--	--	XXX	--	--	--	--	--	--	--	--
41 - Cook	2 / -	--	XXX	--	--	--	XXX	--	--	--	--	--
42 - Ruffin	6 / 1	XXX	XXX	XXX	START	XXX	XXX	--	--	--	--	--
43 - M. Howard	11 / -	XXX	XXX	XXX	XXX	XXX	XXX	XXX	XXX	XXX	XXX	XXX
44 - Haley	9 / 9	START	START	START	START	START	START	START	START	START	--	--
45 - Brundidge	5 / 1	--	--	--	--	--	XXX	XXX	--	XXX	XXX	START
45 - Rampersaud	4 / 1	--	--	--	--	--	--	--	XXX	XXX	START	XXX
46 - Johnson	10 / 9	START	START	START	START	START	START	START	START	START	--	XXX
47 - Ramsey	11 / 10	START	START	START	START	START	START	START	START	START	XXX	START
48 - Goodrum	11 / 1	XXX	XXX	XXX	XXX	XXX	XXX	XXX	XXX	XXX	XXX	START
49 - Aurismond	11 / 5	XXX	XXX	XXX	XXX	XXX	START	START	START	START	START	START
50 - King	11 / 4	START	START	XXX	XXX	XXX	START	XXX	XXX	XXX	START	XXX
52 - Bridgers	10 / 5	XXX	XXX	START	XXX	XXX	XXX	START	START	START	--	START
53 - Hanson	11 / -	XXX	XXX	XXX	XXX	XXX	XXX	XXX	XXX	XXX	XXX	XXX
54 - Renaker	2 / -	XXX	XXX	--	--	--	--	--	--	--	--	--
54 - Shelton	9 / -	--	--	XXX	XXX	XXX	XXX	XXX	XXX	XXX	XXX	XXX
55 - Smith	- / -	--	--	--	--	--	--	--	--	--	--	--



2018 STATISTICS

PARTICIPATION

	GP / GS	TU	AU	KSU	GSU	ALCORN	USA	AAMU	TSU	JSU	PVAMU	MVSU
55 - Webster, Bryce	1/-	--	--	--	--	--	XXX	--	--	--	--	--
56 - Bell	5/-	XXX	XXX	XXX	--	--	XXX	--	--	XXX	--	--
57 - Santana	9/9	START	START	START	START	START	START	START	START	START	--	--
58 - Howard, Tytus	10/10	START	START	START	START	START	START	START	START	START	START	--
59 - Adesipe	8/-	--	--	--	XXX	XXX	XXX	XXX	XXX	XXX	XXX	XXX
60 - Thompson	11/11	START	START	START	START	START	START	START	START	START	START	START
62 - Callines	4/1	--	--	XXX	XXX	--	--	--	--	--	XXX	START
63 - Craddock	-/-	--	--	--	--	--	--	--	--	--	--	--
64 - Nickson	2/-	--	XXX	XXX	--	--	--	--	--	--	--	--
65 - Williams, Jordan	-/-	--	--	--	--	--	--	--	--	--	--	--
66 - Foster	-/-	--	--	--	--	--	--	--	--	--	--	--
67 - Howard, Trevonte	3/1	XXX	XXX	START	--	--	--	--	--	--	--	--
68 - Stafford	-/-	--	--	--	--	--	--	--	--	--	--	--
69 - Wilson	11/-	XXX	XXX	XXX	XXX	XXX	XXX	XXX	XXX	XXX	XXX	XXX
70 - Maxwell	-/-	--	--	--	--	--	--	--	--	--	--	--
71 - Brown, Leeward	11/11	START	START	START	START	START	START	START	START	START	START	START
73 - Jones, Tracey	11/-	XXX	XXX	XXX	XXX	XXX	XXX	XXX	XXX	XXX	XXX	XXX
75 - Brown, DeAndre	11/10	START	START	XXX	START	START	START	START	START	START	START	START
76 - Pierce	10/-	XXX	XXX	XXX	XXX	XXX	XXX	XXX	XXX	XXX	XXX	XXX
77 - Smith	10/2	--	XXX	XXX	XXX	XXX	XXX	XXX	XXX	XXX	START	START
78 - Gulley	11/9	XXX	XXX	START	START	START	START	START	START	START	START	START
80 - Johnson	2/-	--	XXX	--	--	--	--	--	--	--	--	XXX
80 - Tolliver	2/-	--	--	--	--	--	XXX	--	--	--	XXX	--
81 - Spencer	10/1	--	XXX	XXX	START	XXX	XXX	XXX	XXX	XXX	XXX	XXX
82 - Marshall	11/7	START	START	XXX	XXX	XXX	START	START	START	START	XXX	START
84 - Corker	11/10	START	START	START	START	START	START	START	START	START	START	XXX
85 - Brown, Phillip	11/-	XXX	XXX	XXX	XXX	XXX	XXX	XXX	XXX	XXX	XXX	XXX
86 - Brown, Larry	6/1	--	--	--	--	START	--	XXX	XXX	XXX	XXX	XXX
87 - Saleem	8/7	START	--	--	--	START	START	START	START	START	START	XXX
88 - Lee	11/2	XXX	XXX	XXX	START	XXX	XXX	XXX	XXX	XXX	XXX	START
89 - Smiley	7/-	XXX	XXX	--	--	XXX	XXX	XXX	XXX	XXX	--	--
90 - Oyowwi	11/-	XXX	XXX	XXX	XXX	XXX	XXX	XXX	XXX	XXX	XXX	XXX
92 - Ogletree	5/2	--	--	--	--	--	XXX	XXX	XXX	--	START	START
94 - Clark	11/9	START	START	START	START	START	START	START	START	START	XXX	XXX
96 - Carson	11/2	XXX	XXX	START	XXX	START	XXX	XXX	XXX	XXX	XXX	XXX
97 - Williams, Daymon	9/-	--	XXX	XXX	XXX	--	XXX	XXX	XXX	XXX	XXX	XXX
98 - March	3/-	--	--	--	--	--	XXX	XXX	--	--	--	--



2018 STATISTICS

FIELD POSITION

OPP	NO. OF DRIVES	ALABAMA STATE (Regulation)		
		AVG. START	INSIDE RZ	CROSS 50
Tuskegee	10	Own 38	4	3
Auburn	18	Own 27	1	3
Kennesaw State	16	Own 26	3	4
Grambling State	14	Own 32	3	5
Alcorn State	17	Own 27	2	5
South Alabama	11	Own 20	0	2
Alabama AGM	12	Own 31	3	4
Texas Southern	15	Own 34	3	5
Jackson State	15	Own 25	2	3
Prairie View AGM	13	Own 41	2	4
MVSU	14	Own 46	5	2

OPP	NO. OF DRIVES	OPPONENT (Regulation)		
		AVG. START	INSIDE RZ	CROSS 50
Tuskegee	11	Own 30	6	8
Auburn	19	Own 38	10	8
Kennesaw State	16	Own 44	8	9
Grambling State	13	Own 29	4	4
Alcorn State	19	Own 28	6	7
South Alabama	11	Own 30	4	7
Alabama AGM	12	Own 29	5	6
Texas Southern	14	Own 21	3	6
Jackson State	14	Own 45	3	7
Prairie View AGM	14	Opponent 37	6	7
MVSU	15	Own 29	5	6

DRIVE STATISTICS

OPP	NO. OF DRIVES	ALABAMA STATE (Regulation)					
		3 & OUT	PCT	SCORE	PCT	TD	PCT
Tuskegee	10	3	30.0	4	40.0	2	20.0
Auburn	18	8	44.4	1	5.5	1	5.5
Kennesaw State	16	7	43.8	3	18.8	1	6.3
Grambling State	14	2	14.3	0	0.0	0	0.0
Alcorn State	17	7	41.1	5	29.4	3	17.6
South Alabama	11	4	36.3	1	0.9	1	0.9
Alabama AGM	12	5	41.7	2	16.7	1	0.8
Texas Southern	15	7	46.7	4	26.7	4	26.7
Jackson State	15	4	26.7	0	0.0	0	0.0
Prairie View AGM	13	6	46.2	2	15.4	2	15.4
MVSU	14	5	35.7	5	35.7	4	28.6

OPP	NO. OF DRIVES	OPPONENT (Regulation)					
		3 & OUT	PCT	SCORE	PCT	TD	PCT
Tuskegee	11	2	18.2	3	27.3	3	27.3
Auburn	19	1	5.3	9	47.4	9	47.4
Kennesaw State	16	3	18.8	10	62.5	8	50.0
Grambling State	13	2	15.4	4	30.8	2	15.4
Alcorn State	19	3	15.8	4	21.1	3	15.8
South Alabama	11	1	0.9	6	54.5	4	36.3
Alabama AGM	12	4	33.3	4	33.3	4	33.3
Texas Southern	14	5	35.7	3	21.4	3	21.4
Jackson State	14	2	14.3	4	28.6	2	14.3
Prairie View AGM	14	1	0.7	10	66.7	9	64.2
MVSU	15	1	0.7	4	26.7	3	20.0

IN THE RED ZONE

OPP	TIMES IN RED ZONE	ALABAMA STATE (Regulation)			
		TD	TD PCT	FG	SCORE PCT
Tuskegee	3	1	33.3	2	100.0
Auburn	1	0	0.0	0	0.0
Kennesaw State	3	0	0.0	2	66.7
Grambling State	3	0	0.0	0	0.0
Alcorn State	2	1	100.0	1	100.0
South Alabama	0	0	0.0	0	0.0
Alabama AGM	3	1	33.3	1	66.7
Texas Southern	3	3	100.0	0	100.0
Jackson State	2	0	0.0	0	0.0
Prairie View AGM	3	2	66.7	0	66.7
MVSU	5	3	60.0	1	20.0

OPP	TIMES IN RED ZONE	OPPONENT (Regulation)			
		TD	TD PCT	FG	SCORE PCT
Tuskegee	4	1	25.0	0	25.0
Auburn	10	8	80.0	0	0.0
Kennesaw State	8	6	75.0	2	25.0
Grambling State	4	2	50.0	2	50.0
Alcorn State	6	2	33.3	1	16.7
South Alabama	4	4	100.0	0	0.0
Alabama AGM	5	3	60.0	0	0.0
Texas Southern	3	2	66.7	0	0.0
Jackson State	2	1	50.0	1	50.0
Prairie View AGM	6	6	100.0	0	100.0
MVSU	5	2	40.0	0	0.0

3RD DOWN AND ...

OPP	ALABAMA STATE (Regulation)										
	TU	AU	KSU	GSU	ASU	USA	AA	TSU	JSU	PV	MVSU
1	0-1	0-0	1-1	1-1	0-0	1-1	1-1	0-0	0-1	0-0	0-0
2-3	2-2	0-0	3-3	1-2	1-2	1-1	1-2	1-1	1-3	2-2	1-2
4-6	1-4	1-5	0-4	2-2	0-3	2-4	4-8	2-3	1-2	1-3	3-7
7-9	1-4	0-2	0-4	0-4	3-7	0-4	0-1	0-3	1-5	2-5	0-1
10-14	0-4	1-4	0-3	0-6	0-5	1-2	1-5	2-6	1-3	0-2	0-4
15-19	0-0	0-1	0-0	1-2	0-1	0-1	0-0	0-0	0-2	0-1	0-1
20+	0-0	1-4	0-0	0-2	1-2	0-1	0-1	0-1	0-0	0-1	0-0
Total	4-15	3-19	4-15	5-19	5-20	5-14	7-17	5-14	4-16	5-14	4-15

OPP	OPPONENT (Regulation)										
	TU	AU	KSU	GSU	ASU	USA	AA	TSU	JSU	PV	MVSU
1	1-2	0-0	0-0	3-3	1-2	1-1	1-1	0-1	1-1	1-1	0-0
2-3	1-2	3-6	2-3	3-3	1-4	2-2	1-1	1-1	0-1	1-2	2-3
4-6	0-0	0-2	1-3	1-2	1-2	4-5	1-1	0-2	2-2	0-0	3-5
7-9	0-2	0-1	0-1	0-2	1-5	0-2	1-3	0-2	1-3	2-3	0-5
10-14	1-3	0-1	0-1	0-2	0-4	1-2	0-6	0-6	0-5	2-4	1-2
15-19	2-3	0-0	0-0	0-3	0-2	0-0	0-0	0-0	0-2	0-0	0-1
20+	1-1	0-0	0-0	0-2	0-0	0-0	0-1	0-0	0-0	1-1	0-0
Total	6-14	3-10	3-8	7-17	4-19	8-12	4-13	1-12	4-14	7-11	6-16



2018 STATISTICS

TUSKEGEE 20
ALABAMA STATE 26

ASU STADIUM • MONTGOMERY, AL
SEPTEMBER 1, 2018 • ATTENDANCE: 26,222

MONTGOMERY, Ala. | Alabama State ended a six-year drought when Ezra Gray took a handoff and outran everyone down the left side line to give Alabama State a 26-20 overtime victory over rival Tuskegee in front of 26,222 Saturday night.

The Hornets, who trailed most of the game, sent the game into overtime when Darryl Pearson, Jr. scored on a quarterback keeper with 5:09 remaining in regulation to tie the game at 20-all. Alabama State (1-0) stymied the Tuskegee offense and forced a punt, before running out the clock to force overtime.

Tuskegee (0-1) picked up a first down on their first play from scrimmage, before committing three consecutive penalties pushing the ball back to the Alabama State 43-yard line. After a 17-yard run by quarterback Jamarcus Ezell, the Golden Tigers lined up for a 43-yard field goal attempt. The attempt was blocked by Christian Clark, giving the Hornets the ball for their possession in overtime.

Alabama State wasted little time getting into the end zone, as Gray took the hand off from Pearson and outran three defenders down the sideline for the score. The score sent students and alumni alike over the barriers over the field as the Hornets claimed a win over Tuskegee for the first time since 2011.

The Golden Tigers scored on the first possession of the game when Justice Owens went up the middle from 13 yards out for a 7-0 lead with 12:14 remaining in the opening quarter. After Alabama State marched down the field, the drive stalled and Tuskegee again moved the ball against the Hornet defense - getting the ball down to the one-inch line. However, the Hornet defense stood their ground, and blocked the first of two field goals on the night to keep the deficit at one possession.

Alabama State got on the board for the first time this season with a 68-yard catch and run by Tyrek Allen to tie the game at 7-all, before Tuskegee answered with a 35-yard run from Kenny Gant for a 13-7 lead after the extra point was missed.

The Hornets got on the board one more time with a 20-yard field from Hunter Hanson with 6:16 remaining in the half, before they tied the game at 13-all with a 25-yard field goal from Hanson.

Alabama State won for the first time in six years in the season opener, with the last coming against Mississippi Valley State in 2011 - a 41-9 victory. The win also was the first against Tuskegee since the same season, a season in which the Hornets finished 8-3.



BOX SCORE

SCORING SUMMARY

TUSKEGEE	7	6	7	0	0	--	20
ALABAMA STATE	0	10	3	7	6	--	26

1st	12:14	TU	Owens 13-yd run (Hall kick)
2nd	14:28	ASU	Allen 68-yd pass from Pearson (Hanson kick)
2nd	11:08	TU	Gant 35-yd pass from Ezell (Hall kick failed)
2nd	6:16	ASU	Hanson 20-yd field goal
3rd	11:30	ASU	Hanson 25-yd field goal
3rd	5:00	TU	Taylor 15-yd run (Arnes kick)
4th	5:09	ASU	Pearson 9-yd run (Hanson kick)
OT	0:00	ASU	Gray 30-yd run

STATISTICS

TEAM STATS	TU	ASU
FIRST DOWNS	23	16
RUSHES-YARDS (NET)	46-273	36-128
PASSING YDS (NET)	209	164
Passes Comp.-Att.-Int.	14-20-2	15-24-0
TOTAL OFFENSE PLAYS-YARDS	66-482	60-292
Fumble Returns-Yards	0-0	0-0
Punt Returns-Yards	2-1	1-0
Kickoff Returns-Yards	2-37	3-118
Punts (Number-Avg)	4-31.2	3-45.0
Fumbles - Lost	2-1	1-0
Penalties - Yds.	19-185	7-41
Possession Time	21:34	29:26
3rd Down Conversions	5 of 13	5 of 14
4th Down Conversions	2 of 2	1 of 2
Red-Zone Scores - Chances	1-4	3-3
Sacks By: Number - Yards	1-5	0-0

INDIVIDUAL STATISTICS

RUSHING: TU - Owens 12-97; Gant 22-81; Ezell 8-63; Taylor 4-32. ASU - Gray 11-60; Golden 6-33; Anderson 9-18; Pearson 8-15; Farmer 2-2.

PASSING: TU - Ezell 13-19-2-163; Owens 1-1-0-46. ASU - Pearson 15-24-0-164.

RECEIVING: TU - Gant 5-41; Ramzy 2-60; Hodges 2-31; Pettway 2-26; Owens 1-27; Cheatham 1-21; Johnson 1-3. ASU - Golden 3-1; Hannah 2-26; Gray 2-11; Hixon 2-9; Anderson 2-9; Corker 2-4; Allen 1-68; Saleem 1-38.

TACKLES (UA-A-TOT): TU - McMillan 3-4-7; Norris 3-3-6; Horne 3-2-5. ASU - Ramsey 8-6-14; Joshua Hill 8-3-11; Roberts 6-3-9; Johnson 3-5-8.



2018 STATISTICS

ALABAMA STATE
(7) AUBURN

9
63

JORDAN-HARE STADIUM • AUBURN, AL
SEPTEMBER 8, 2018 • ATTENDANCE: 84,806

AUBURN, Ala. | Alabama State was able to move the football and made big plays throughout the night, but the depth of seventh-ranked Auburn proved too much as they pulled away for a 63-9 victory over the visiting Hornets.

The announced crowd of 84,806 was the largest crowd that Alabama State has played in front, in their first trip to Jordan-Hare Stadium.

Alabama State (1-1) had their chances early, forcing Auburn into a three-and-out on their first offensive possession and then forced a fumble on the second drive of the game by the Tigers. Alabama State came off the turnover with a 51-yard pass from Darryl Pearson, Jr. to Dieuly Aristilde to set the Hornets up at the Auburn 30-yard line. However, the Hornets lost a yard on back-to-back plays before a 43-yard field goal from Hunter Hanson missed wide left.

Auburn (2-0) was able to score on back-to-back possessions, before an interception by Daniel Thomas pushed the lead to 21-0 in the first quarter. Ezra Gray returned the ensuing kickoff 99 yards for an Alabama State touchdown, before it was called back to a holding call on the return. The kick would have been a career long by Gray, and would have been the longest of the year on the Southwestern Athletic Conference (SWAC).

The Tigers scored on four of five possessions in the second quarter to go up 42-0 before Ricky Haley put Alabama State on the scoreboard. The Hornets had Auburn backed up to their goal line, and Haley was able to wrap up back-up quarterback Malik Willis for a safety to trim the lead to 42-2 with 4:48 remaining in the half.

The Hornets final score came on a 29-yard touchdown pass from KHA'Darris Davis to Joe Williams IV in the back of the end zone on a third and long play. Williams reached up and over a defender, grabbing the ball and was able to get a foot on the ground before falling out of bounds.

Talesin Farmer led the rushing attack for Alabama State with 40 yards on 10 carries, while Pearson finished the night with 99 yards passing. Gray led the Hornets with three receptions as Alabama State tallied 205 yards of total offense. Meanwhile, Auburn had a pair of backs - Ja'Tarvious Whitlow (122) and Shaun Shivers (117) - go over 100 yards. Meanwhile, Jarrett Stidham finished the night 6-of-11 for 113 yards and a touchdown for Auburn, who finished with 567 yards of total offense. Defensively, Joshua Hill led Alabama State with eight tackles and the Hornets forced four fumbles by Auburn on the night, two of which that were recovered by Devon Booker.



BOX SCORE

SCORING SUMMARY

ALABAMA STATE	0	2	7	0	-	9
(7) AUBURN	21	21	7	14	-	63

1st	6:09	AU	Stidham 6-yd run (Carlson kick)
1st	1:07	AU	Schwartz 57-yd pass from Stidham (Carlson kick)
1st	1:00	AU	Thomas 29-yd interception return (Carlson kick)
2nd	11:30	AU	Martin 4-yd run (Carlson kick)
2nd	7:42	AU	Barrett 10-yd block return (Carlson kick)
2nd	6:56	AU	Schwartz 23-yd run (Carlson kick)
2nd	4:43	ASU	Haley safety
3rd	4:52	AU	Joiner 2-yd run (Shannon kick)
3rd	0:37	ASU	Williams 29-yd pass from Davis (Hanson kick)
4th	8:23	AU	Shivers 2-yd run (Shannon kick)
4th	5:10	AU	Miller 14-yd run (Shannon kick)

STATISTICS

TEAM STATS	ASU	AU
FIRST DOWNS	10	28
RUSHES-YARDS (NET)	35-47	59-429
PASSING YDS (NET)	158	138
Passes Comp.-Att.-Int.	13-29-3	8-14-0
TOTAL OFFENSE PLAYS-YARDS	64-205	73-567
Fumble Returns-Yards	1-5	1-3
Punt Returns-Yards	0-0	4-54
Kickoff Returns-Yards	4-74	2-41
Punts (Number-Avg)	11-39.8	2-38.0
Fumbles - Lost	1-1	5-4
Penalties - Yds.	10-77	4-30
Possession Time	30:21	29:24
3rd Down Conversions	2 of 15	2 of 10
4th Down Conversions	0 of 1	1 of 2
Red-Zone Scores - Chances	1-1	5-7
Sacks By: Number - Yards	0-0	4-39

INDIVIDUAL STATISTICS

RUSHING: ASU - Farmer 10-40; Gray 3-17. AU - Whitlow 14-122; Shivers 13-117; Schwartz 3-50.

PASSING: ASU - Pearson 6-15-2-99; Rucker 4-7-0-22; Davis 3-7-1-39. AU - Stidham 6-11-0-113; Willis 1-2-0-3; Sandberg 1-1-0-22.

RECEIVING: ASU - Gray 3-16; Spencer 2-8. AU - Schwartz 3-67; Davis 3-34.

DEFENSE: ASU - Jo. Hill 7-1-8; Je. Hill 6-1-7. AU - Britt 3-2-5; Davis 4-0-4; Tutt 2-2-4.



2018 STATISTICS

ALABAMA STATE 13
(8) KENNESAW STATE 62

FIFTH THIRD BANK STADIUM • KENNESAW, GA
SEPTEMBER 15, 2018 • ATTENDANCE: 8,799

KENNESAW, Ga. | For the second consecutive year, Alabama State and eighth-ranked Kennesaw State had to wait out a 90-minute lightning delay - this on at Fifth Third Bank Stadium.

Alabama State (1-2) was unable to get on track after the delay, falling behind big before scoring late and falling to the Owls 62-13 on the road Saturday night in a game that ended nearly five hours after it's anticipated start time.

The Hornets scored for the first time this season in the opening quarter after giving up a short field to Kennesaw State (2-1) on their opening drive. After the Owls scored to go ahead 7-0, Hunter Hanson connected on a 29-yard field goal with 5:17 to play in the opening quarter to trim the deficit to 7-3.

The Owls were able to get on the board with two more touchdowns to push their lead to 21-3 with 12:46 to play in the opening half, before Hanson put the Hornets on the board again - this time with a 35-yard field goal and trimmed the lead to 21-6.

From there, it was all Owls as they scored 31 unanswered points before Darryl Pearson, Jr. hit Tyrek Allen for a 78-yard touchdown pass. Allen caught the pass racing down the right side, and beat two defenders to the end zone with 9:31 to play in the game. The Hornets had another chance late, getting inside the 10-yard line but were unable to convert for the first time in the red zone this season.

Alabama State put up a season-high 314 yards of total offense, but had no answer for Kennesaw State who finished with 563 yards of offense. Darryl Pearson, Jr. finished the night with 195 yards passing on 11-of-24 passing, while Talesin Farmer led the ground attack with 36 carries on six carries.

Eight different players caught a pass on the night with Marquez Spencer catching four passes for 84 yards, while Allen added a pair of catches for 86 yards. Kurron Ramsey led the Hornets with six tackles defensively, while four other players posted four tackles each.



BOX SCORE

SCORING SUMMARY

ALABAMA STATE	3	3	7	0	-	13
(8) KENNESAW STATE	14	28	20	0	-	62

1st	13:50	KSU	Terry 17-yd run (Thompson kick)
1st	5:17	ALST	Hanson 29-yd field goal
1st	1:32	KSU	Burks 3-yd run (Thompson kick)
2nd	12:46	KSU	Burks 1-yd run (Thompson kick)
2nd	8:52	ALST	Hanson 35-yd field goal
2nd	7:50	KSU	Burks 1-yd run (Thompson kick)
2nd	4:25	KSU	Sumpter 14-yd pass from Burks (Thompson kick)
2nd	2:33	KSU	Holland 70-yd run (Thompson kick)
3rd	14:47	KSU	Foster 100-yd kickoff return (Thompson kick)
3rd	9:51	KSU	Robertson 24-yd field goal
3rd	9:31	ALST	Allen 78-yd pass from Pearson (Hanson kick)
3rd	7:04	KSU	Robertson 23-yd field goal
3rd	5:58	KSU	David 6-yd run (Robertson kick)

STATISTICS

TEAM STATS	ASU	KSU
FIRST DOWNS	15	20
RUSHES-YARDS (NET)	43-103	55-417
PASSING YDS (NET)	211	146
Passes Comp.-Att.-Int.	13-31-1	6-6-0
TOTAL OFFENSE PLAYS-YARDS	74-314	61-563
Fumble Returns-Yards	0-0	0-0
Punt Returns-Yards	0-0	4-67
Kickoff Returns-Yards	7-137	2-129
Punts (Number-Avg)	7-43.6	1-43.0
Fumbles - Lost	2-2	4-3
Penalties - Yds.	10-91	7-63
Possession Time	31:33	28:27
3rd Down Conversions	3 of 16	3 of 8
4th Down Conversions	1 of 3	1 of 2
Red-Zone Scores - Chances	2-3	7-8
Sacks By: Number - Yards	0-0	1-3

INDIVIDUAL STATISTICS

RUSHING: ASU - Farmer 6-36; Leggett 10-31. KSU - Holland 3-136; David 7-77; Burks 12-70.

PASSING: ASU - Pearson 11-24-1-195; Rocker 2-7-0-16. KSU - Burks 4-4-0-95; David 1-1-0-41.

RECEIVING: ASU - Spencer 4-84; Allen 2-86; Corker 2-3. KSU - Terry 2-41; Reed 1-40.



2018 STATISTICS

ALABAMA STATE GRAMBLING STATE

0
34

EDDIE G. ROBINSON STADIUM • GRAMBLING, LA
SEPTEMBER 22, 2018 • ATTENDANCE: 7,359

GRAMBLING, La. | Grambling State used three big first quarter plays to pull away from Alabama State for a 34-0 Southwestern Athletic Conference (SWAC) victory at Eddie G. Robinson Stadium Saturday night.

Ezra Gray led all rushers, carrying the ball 20 times for 130 yards for Alabama State (1-3, 0-1 SWAC), setting a new career-high in the process. He averaged 6.5 yards per carry on the night, while Alex Anderson averaged 6.1 yards per carry on seven carries for 43 yards.

Darryl Pearson, Jr. finished 13-for-30 for 114 yards, but was sacked three times and threw a pair of interceptions. KHA'Darris Davis came in late in the third quarter to finish 4-of-11 for 53 yards, while he was sacked a pair of times and threw an interception. The duo connected with 10 different receivers, led by Wallace Corker with four catches for 24 yards.

Defensively, Christian Clark led the way with eight tackles, including a tackle for loss, while Dennis Roberts finished with five. Alabama State outgained Grambling State 309 to 291 on the night, running 83 plays from scrimmage.

Grambling State (1-2, 1-0 SWAC) used a false start penalty after an Anthony Craven punt went into the end zone for a touchback to force another punt by the Hornets. On the ensuing punt, Malik Route caught the ball on the run at 21-yard line and returned it 79 yards to give Grambling State a 7-0 lead with 10:32 to play in the opening quarter. The Tigers added another score after an Alabama State drive stalled at the Tigers' 47-yard line, following a 57 yard run by Kevin Dominique to set up an 11-yard run by Aldon Clark with 5:56 to play in the quarter.

Alabama State was driving late in the quarter after a 31-yard run by Gray set the Hornets up inside the Grambling State 20. However, three plays later De'Arius Christmas batted a pass in the air and picked it off, running it back 66 yards for the score with 3:17 to play in the quarter.

The Hornets had their chances throughout the contest, missing a pair of field goals and having drives ended on sacks or back-to-back incomplete passes due to pressure. Alabama State had a chance to score late in the fourth quarter when Joshua Hill returned a punt 55 yards to set the team up inside the 20, however, they were unable to convert and were forced into a three-and-out.



BOX SCORE

SCORING SUMMARY

ALABAMA STATE	0	0	0	0	-	0
GRAMBLING STATE	21	3	3	7	-	34

1st	10:32	GSU	Route 79-yd punt return (Orozco kick)
1st	5:56	GSU	Clark 11-yd run (Orozco kick)
1st	3:24	GSU	Christmas 66-yd int return (Orozco kick)
2nd	6:39	GSU	Orozco 21-yd field goal
3rd	1:24	GSU	Orozco 29-yd field goal
4th	8:50	GSU	Lindsey fumble recovery (Orozco kick)

STATISTICS

TEAM STATS	ASU	GSU
FIRST DOWNS	20	16
RUSHES-YARDS (NET)	42-142	45-209
PASSING YDS (NET)	167	82
Passes Comp.-Att.-Int.	17-41-3	9-20-0
TOTAL OFFENSE PLAYS-YARDS	83-309	65-291
Fumble Returns-Yards	0-0	0-0
Punt Returns-Yards	1-55	4-93
Kickoff Returns-Yards	3-56	0-0
Punts (Number-Avg)	8-42.0	7-42.7
Fumbles - Lost	1-1	2-0
Penalties - Yds.	8-83	11-83
Possession Time	31:37	28:23
3rd Down Conversions	4 of 19	8 of 17
4th Down Conversions	0 of 1	0 of 0
Red-Zone Scores - Chances	0-3	4-4
Sacks By: Number - Yards	1-6	5-50

INDIVIDUAL STATISTICS

RUSHING: ASU - Gray 20-130; Anderson 7-43; Farmer 5-6. GSU - Dominique 10-82; Clark 10-61; Richard 8-36; Robinson 6-18.

PASSING: ASU - Pearson 13-30-2-114; Davis 4-11-1-53. GSU - Clark 6-17-0-37; Hickbottom 3-3-0-45.

RECEIVING: ASU - Corker 4-24; Hannah 3-34; Hixon 2-31; Williams 2-11. GSU - Ross 2-31; Lindsey 2-28; Samon 2-23.

TACKLES (UA-A-TOT): ASU - Clark 4-4-8; Johnson 3-4-7; Roberts 3-4-7; Ruffin 2-3-5; Bridgers 2-2-4; Santana 2-2-4; McGhee 1-3-4. GSU - Cargo 4-4-8; Varner 4-2-6; Williams 3-3-6; Hogues 2-4-6.



2018 STATISTICS

ALABAMA STATE 28
ALCORN STATE 25

JACK SPINKS / MARINO CASEM STADIUM • LORMAN, MISS

OCTOBER 6, 2018 • ATTENDANCE: 19,445

LORMAN, Miss. | Hunter Hanson stood over his spot at the Alcorn State 27-yard line with a chance to win an East Division contest Saturday evening when the whistles blew with the Braves' final timeout.

As both teams huddled up, the sophomore kicker stood just off the Hornets sideline alone before the officials brought the two teams back out to the field. At the same time, the Alcorn State band and the homecoming faithful came to their feet with the noise at a fever pitch.

After a perfect snap by Garrett Shelton and hold by Anthony Craven, Hanson calmly drilled a 37-yard field goal down the middle sending Alcorn State fans to the tunnels with a hard-fought 28-25 five overtime victory by Alabama State.

The win was the fourth consecutive homecoming victory for Alabama State (2-3, 1-1 SWAC), including the third straight on the road since last season.

The Hornets quieted the crowd early in Lorman with their opening drive that 88 yards in just six plays, and was orchestrated by KHA'Darris Davis in his first collegiate start. Wallace Corker caught a second pass from Davis, made the first defender miss and raced down the sideline for a 42-yard gain and set the Hornets up at the Alcorn State 16. The very next play, Davis dropped back and hit Joe Williams IV on the same play, and Williams made the defender miss and dove into the end zone for a 7-0 lead with 12:40 remaining in the first quarter.

Alabama State wasted little time in getting on the board, doing so with 6:57 remaining in the opening quarter by using just two plays. The last was a 45-yard run up the middle by Ezra Gray for a 14-0 Alabama State lead.

After Alcorn State scored in the first to pull within a touchdown, the Braves tied it up late with a 22-yard touchdown run by Del'Shawn Waller with 12:26 remaining in regulation. They had a chance to win in regulation, but a field goal by Corey McCullough, one of six missed on the day by the Braves' kicker, was wide right.

Neither team scored in the first two overtimes, but Alcorn State struck first when Waller scored from 21 yards out and the two-point conversion was good for a 22-14 lead. However, Alabama State was able to answer with a six-yard pass from Davis to Michael Jefferson, before they tied it up on the two-point conversion pass to Tyrek Allen. The two teams traded field goals in the fourth overtime, before a McCullough miss set the stage for Hanson.

Davis finished the day 20-for-36 with one interception and 155 yards through the air, while connecting on a pair of touchdowns. Corker led the Hornets with three receptions, while five others each had a pair. Gray led the rushing attack with 78 yards on 20 carries.

Defensively, Darron Johnson led the Hornets with 14 tackles, including a tackle for loss and was in on a sack. Joshua Hill finished with 11 and Kurron Ramsey 10 in the in. Alabama State finished the night with eight tackles for loss and a sack, while also forcing three turnovers - including a pair of interceptions. They also had a goal line stand during the co

BOX SCORE

SCORING SUMMARY

ALABAMA STATE	14	0	0	0	14	--	28
ALCORN STATE	7	0	0	7	11	--	25

1st	12:40	ASU	Williams 15-yd pass from Davis (Hanson kick)
1st	6:57	ASU	Gray 45-yd run (Hanson kick)
1st	3:58	ALCN	Johnson 7-yd run (McCullough kick)
4th	12:26	ALCN	Waller 1-yd run (McCullough kick)
OT (3)		ALCN	Waller 22-yd run (Hughes pass from Harper)
OT (3)		ASU	Jefferson 6-yd pass from Davis (Allen pass from Davis)
OT (4)		ASU	Hanson 38-yd field goal
OT (4)		ALCN	McCullough 39-yd field goal
OT (5)		ASU	Hanson 37-yd field goal

STATISTICS

TEAM STATS	ASU	ALCN
FIRST DOWNS	14	28
RUSHES-YARDS (NET)	37-85	69-408
PASSING YDS (NET)	155	122
Passes Comp.-Att.-Int.	20-37-1	11-22-1
TOTAL OFFENSE PLAYS-YARDS	74-240	91-530
Fumble Returns-Yards	0-0	0-0
Punt Returns-Yards	3-33	5-30
Kickoff Returns-Yards	3-26	2-49
Punts (Number-Avg)	10-41.2	4-39.5
Fumbles - Lost	3-0	1-1
Penalties - Yds.	6-43	7-50
Possession Time	25:27	34:33
3rd Down Conversions	4 of 19	2 of 17
4th Down Conversions	1 of 1	0 of 1
Red-Zone Scores - Chances	2-2	3-6
Sacks By: Number - Yards	1-5	5-30

INDIVIDUAL STATISTICS

RUSHING: ASU - Gray 20-78; Hixon 2-15; Farmer 2-6; Saleem 1-(4). ALCN - Waller 28-214; Simmons 20-94; Blair 2-42; Johnson 8-31.

PASSING: ASU - Davis 20-36-1-155; Pearson 0-1-0-0. ALCN - Harper 4-11-0-28; Johnson 6-10-2-70.

RECEIVING: ASU - Corker 3-51; Williams 2-29; Hannah 2-24; Saleem 2-15. ALCN - Anthony 5-60.

TACKLES: ASU - Johnson 4-10-14; Hill 6-5-11; Ramsey 6-4-10. ALCN - Cole 4-5-9; Smith 2-5-7.



2018 STATISTICS

ALABAMA STATE
SOUTH ALABAMA

7
45

LADD-PEEBLES STADIUM • MOBILE, AL
OCTOBER 13, 2018 • ATTENDANCE: 16,231

MOBILE, Ala. | Alabama State fell to South Alabama 45-7 in their final non-conference game of the season Saturday night before an announced crowd of 16,231 at Ladd-Peebles Stadium.

Alabama State (2-4) got their lone score on a 75-yard touchdown pass from KHA'Darris Davis to Tyrek Allen 8:45 to play in the first half to close to within a touchdown at 14-7 against the FBS-member Jaguars. On the night, Davis finished 4-of-8 passing for 101 yards before giving way to Darryl Pearson, Jr. and Dakota Rocker for the remainder of the game.

Dontrey Manley led the Hornets on the ground with 39 yards on six carries in a reserve role, while Pearson added 20 on four carries for the Hornets. Alabama State finished with 85 yards rushing on 32 carries on the night, while eight different players caught a pass led by Marquez Spencer and Manley with two each.

Darron Johnson led the way for the Hornets with nine tackles, including a tackle for loss, while Daymon Williams finished with a career-high eight and Malik Bridgers seven in the loss. The Hornets finished with 10 tackles for loss and a pair of sacks (by Ishmael Aurismond and Lucky Oyovwi).

The two teams battled to a scoreless draw in the first quarter before South Alabama was able to get on the board with an eight-yard run by Tra Minter with 3:05 remaining in the quarter that gave the Jaguars a 7-0 lead. They added to that lead with a Kawaan Baker three-yard run with nine minutes to play in the half, before Alabama State pulled to within a touchdown on the Allen catch.

South Alabama (2-5), who is off for 10 days before facing Troy on October 23, then put up 31 unanswered points, including a pair of touchdowns in the final five minutes of the first half to pull away for the win.

The Jaguars finished the night with 396 yards of total offense, led by Deonta Moore with 65 yards rushing on 11 carries. Minter added 61 yards on 12 carries, while Evan Orth threw for 155 yards on 12-of-15 passing for South Alabama in the win.



BOX SCORE

SCORING SUMMARY

ALABAMA STATE	0	7	0	0	--	14
SOUTH ALABAMA	7	21	10	7	--	45

1st	3:05	USA	Minter 8-yd run (Patterson kick)
2nd	9:00	USA	Baker 3-yd run (Patterson kick)
2nd	8:45	ASU	Allen 75-yd pass from Davis (Hanson kick)
2nd	5:06	USA	Orth 19-yd run (Patterson kick)
2nd	0:38	USA	McCray 9-yd pass from Orth (Patterson kick)
3rd	12:42	USA	Minter 75-yd punt return (Patterson kick)
3rd	6:12	USA	Patterson 50-yd field goal
4th	12:49	USA	Taylor 56-yd pass from Johnson (Patterson kick)

STATISTICS

TEAM STATS	ASU	USA
FIRST DOWNS	11	21
RUSHES-YARDS (NET)	32-85	44-185
PASSING YDS (NET)	134	211
Passes Comp.-Att.-Int.	10-19-0	13-17-0
TOTAL OFFENSE PLAYS-YARDS	51-219	61-396
Fumble Returns-Yards	0-0	0-0
Punt Returns-Yards	0-0	3-88
Kickoff Returns-Yards	5-97	2-73
Punts (Number-Avg)	7-45.9	3-46.3
Fumbles - Lost	2-0	0-0
Penalties - Yds.	13-83	7-75
Possession Time	29:59	30:01
3rd Down Conversions	4 of 13	8 of 12
4th Down Conversions	0 of 1	0 of 0
Red-Zone Scores - Chances	0-0	4-4
Sacks By: Number - Yards	2-6	3-5

INDIVIDUAL STATISTICS

RUSHING: ASU - Manley 6-39; Pearson 4-20; Leggett 5-16. USA - Moore 11-65; Minter 12-63.

PASSING: ASU - Davis 4-8-0-112; Pearson 4-9-0-31. USA - Orth 12-15-0-155; Johnson 1-2-0-56.

RECEIVING: ASU - Spencer 2-22; Manley 2-2; Allen 1-75. USA - Way 3-35; Baker 2-52; Moore 2-13; McCray 2-12.

TACKLES (UA-A-TOT): ASU - Johnson 2-7-9; Williams 5-3-8; Bridgers 2-5-7; Webster 3-3-6. USA - Fisher 2-4-6; Littles 2-3-5.



2018 STATISTICS

ALABAMA STATE
ALABAMA A&M

10
27

LEGION FIELD • BIRMINGHAM, AL
OCTOBER 27, 2018 • ATTENDANCE: 65,906

BIRMINGHAM, Ala. | Alabama State was unable to convert on a pair of scoring opportunities in the first half, and fell victim to a pair of big plays by Alabama A&M in a 27-10 loss at the 77th McDonald's Magic City Classic presented by Coca-Cola Saturday evening.

Playing in front of 65,906 fans at historic Legion Field, Alabama State (2-5, 1-2 SWAC) forced Alabama A&M into a three-and-out on the first possession of the game, before using an 11-play drive to push the ball down into the red zone. Facing a third and goal from the six, a pass fell incomplete setting Hunter Hanson up for a 24-yard field goal that was wide with 6:52 remaining in the first quarter.

After a scoreless first quarter, Alabama A&M (4-4, 3-2 SWAC) got on the board first with 10:56 remaining in the half as they used a nine-play drive that culminated with a 26-yard touchdown pass from Aqeel Glass to Nathaniel Dell down the right sideline, giving Alabama A&M a 7-0 lead.

The Hornets looked to answer on their next drive as they drove down the field in 11 plays, before facing a third down from the Alabama A&M 10-yard line. Sophomore quarterback KHA'Darris Davis - who tied his career-high with 181 yards passing - tugged the ball trying to reach for the first down at the one, only to be hit from behind and fumbled the football that the Bulldogs were able to recover.

Alabama A&M was forced to punt on the ensuing possession, and had their punt partially blocked by Abraham Adesipe that gave Alabama State the football at the Bulldogs 24-yard line. The Hornets took advantage quickly after a Tallesin Farmer 14-yard run, scoring three plays later when Farmer went in from one yard out to tie the game at 7-all.

The game stayed that way until the third quarter when Jordan Bentley took a handoff and went up the middle for Alabama A&M, scoring from 57 yards out with 8:46 to play in the third to give Alabama A&M a 14-7 lead. Alabama State pulled to within 14-10 on a Hunter Hanson 39-yard field goal with 11:34 to play in the contest to trim the lead to 14-10.

However, Alabama A&M scored on their first play from scrimmage on the next drive when Glass hit Dell for his second touchdown reception of the night, this one covering 81 yards as Dell caught the ball and ran down the right sideline for a 20-14 lead after the extra point was missed. They added a late score in the final 90 seconds for the final margin.

Alabama State had multiple chances in the second half on passes from Davis, however, a pair were dropped that would have gone for big gains or touchdowns. Jamir Hannah dropped a pass inside the red zone that would have tied the game at the time, and Tyrek Allen dropped one in the fourth quarter that would have given the Hornets the lead in the fourth quarter.

The Hornets finished with 313 total yard of offense led by Davis' passing effort as he went 21-for-37 with an interception. Joe Williams IV finished with a team-high four receptions for 16 yards, while Allen (62 yards), Wallace Corker (37 yards) and Hannah (10 yards) each finished with three catches on the night. Davis led the team in rushing with 53 yards on 12 carries, while Farmer finished with 51 yards on 12 carries.

Dennis Roberts IV finished with eight total tackles, including 1.5 sacks and 1.5 tackles for loss, while Darron Johnson finished with seven. The Hornets recorded three sacks and five tackles for loss against the Bulldogs.

Alabama A&M finished the night with 463 yards of total offense.

BOX SCORE

SCORING SUMMARY

ALABAMA STATE	0	7	0	3	--	10
ALABAMA A&M	0	7	7	13	--	27

2nd	11:05	AAMU	Dell 26-yard pass from Glass (Corey kick)
2nd	4:08	ASU	Farmer 1-yd run (Hanson kick)
3rd	8:49	AAMU	Bentley 57-yd run (Corey kick)
4th	11:41	ASU	Hanson 39-yd field goal
4th	11:18	AAMU	Dell 81-yd pass from Glass (kick failed)
4th	1:42	AAMU	Burke 9-yd pass from Glass (Corey kick)

STATISTICS

TEAM STATS	ASU	AAMU
FIRST DOWNS	16	17
RUSHES-YARDS (NET)	31-132	28-141
PASSING YDS (NET)	181	322
Passes Comp.-Att.-Int.	21-37-1	17-32-0
TOTAL OFFENSE PLAYS-YARDS	68-313	60-463
Fumble Returns-Yards	0-0	0-0
Punt Returns-Yards	2-7	3-10
Kickoff Returns-Yards	4-76	3-81
Punts (Number-Avg)	6-42.5	5-35.6
Fumbles - Lost	1-1	0-0
Penalties - Yds.	8-77	10-102
Possession Time	32:00	27:54
3rd Down Conversions	7 of 17	5 of 13
4th Down Conversions	1 of 1	0 of 1
Red-Zone Scores - Chances	2-4	2-4
Sacks By: Number - Yards	3-17	3-8

INDIVIDUAL STATISTICS

RUSHING: ASU - Davis 12-53; Farmer 12-51; Anderson 6-26; Manley 1-2. AAMU - Bentley 8-91; Walters 9-38; Quarles 3-15.

PASSING: ASU - Davis 1-37-1-181. AAMU - Glass 17-30-0-322; Cartwright 0-1-0-0; Smith 0-1-0-0.

RECEIVING: ASU - Williams 4-16; Alen 3-62; Corker 3-37; Hannah 3-10; Saleem 2-11. AAMU - Dell 6-204; Moore 2-40; Clash 2-22; Miles 2-16.

TACKLES (UA-A-TOT): ASU - Roberts 5-3-8; Johnson 3-4-7; Webster 4-2-6; Clark 3-2-5; Haley 2-3-5; Williams 1-3-4. AAMU - Hamilton 5-5-10; Fields 6-1-7; Holloway 5-2-7; Bethune 4-1-5; Fletcher 4-0-4.



2018 STATISTICS

TEXAS SOUTHERN
ALABAMA STATE

21
30

ASU STADIUM • MONTGOMERY, AL
NOVEMBER 3, 2018 • ATTENDANCE: 12,050

MONTGOMERY, Ala. | Alabama State rode the arm, and legs, of KHA'Darris Davis and the defensive prowess of Joshua Hill to a 30-21 Southwestern Athletic Conference (SWAC) victory over Texas Southern at ASU Stadium Saturday afternoon.

Hill wasted little time making a difference in the game on Saturday, stepping in front of a Devin Williams' pass at the Texas Southern 29-yard line and racing untouched for a 7-0 Alabama State with less than three minutes in the game at 12:12 of the first quarter. The interception was the first of the season for, and his fourth overall, and his first return for a touchdown.

Texas Southern (2-7, 1-4 SWAC) answered right back after a two-yard run by Brad Woodard tied the game up at 7-all with 11:34 remaining in the opening half. However, Alabama State came back to take the lead just four minutes later when Davis scored on a 10-yard run, one of his career-high 104 yards on the ground on 24 carries, to give the Hornets a 14-7 lead with 7:40 remaining in the half.

And the score would remain that way heading to the locker room.

Texas Southern quickly came out in the third quarter and tied things up on the first play from scrimmage when Williams hit Tren'Davian Dickson for a 90-yard catch and run - one of just two receptions by Dickson on the day - with 14:47 remaining in the third quarter.

Alabama State (3-5, 2-2 SWAC) answered back when Jeremiah Hixon caught his first career touchdown on a 17-yard pass from Davis for the 21-14 lead with 11:52 remaining in the third, and the lead stayed that way for just 41 seconds when Woodard scored on a seven-yard run with 11:11 remaining in the quarter to tie the game at 21-all.

The game would stay that way until the opening of the fourth quarter when Davis hit Michael Jefferson on a one-yard touchdown pass for a 28-21 lead, and the defense sealed the contest when Ricky Haley and Trevor Goodrum combined on a safety for a 30-21 lead with just 1:46 remaining in the contest.

Davis finished the night with 275 yards of total offense, including 171 yards on 16-of-25 passing with a pair of touchdowns and an interception. Ezra Gray and Hixon tied for the team lead with three receptions each in the win, while Jefferson added a pair. Darron Johnson and Kurron Ramsey led the Hornets defensively with eight tackles each, while Anthony Craven finished the day with six punts for a 43.7-yard average and he pinned Texas Southern inside the 20 four times.

BOX SCORE

SCORING SUMMARY

TEXAS SOUTHERN	0	7	14	0	--	21
ALABAMA STATE	7	7	7	9	--	30

1st	12:12	ASU	Hill 29-yd interception run (Hanson kick)
2nd	11:34	TSU	Woodard 2-yd run (Cuevas kick)
2nd	7:40	ASU	Davis 10-yd run (Hanson kick)
3rd	14:47	TSU	Dickson 90-yd pass from Williams (Cuevas kick)
3rd	11:52	ASU	Hixon 17-yd pass from Davis (Hanson kick)
3rd	11:11	TSU	Woodard 7-yd run (Cuevas kick)
4th	14:16	ASU	Jefferson 1-yd pass from Davis (Hanson kick)
4th	1:46	ASU	Goodrum safety

STATISTICS

TEAM STATS	TSU	ASU
FIRST DOWNS	12	18
RUSHES-YARDS (NET)	34-88	44-155
PASSING YDS (NET)	249	171
Passes Comp.-Att.-Int.	10-23-2	16-25-2
TOTAL OFFENSE PLAYS-YARDS	57-337	69-326
Fumble Returns-Yards	0-0	0-0
Punt Returns-Yards	2-(-3)	1-4
Kickoff Returns-Yards	1-0	4-52
Punts (Number-Avg)	5-36.4	6-43.7
Fumbles - Lost	0-0	0-0
Penalties - Yds.	3-80	11-103
Possession Time	24:53	35:07
3rd Down Conversions	2 of 12	4 of 12
4th Down Conversions	0 of 1	0 of 1
Red-Zone Scores - Chances	2-3	3-3
Sacks By: Number - Yards	0-0	2-11

INDIVIDUAL STATISTICS

RUSHING: TSU - Woodward 17-72; Williams 10-26; Dickson 1-5; Brown 2-3. ASU - Davis 24-104; Anderson 7-24; Leggett 4-18; Gray 8-17.

PASSING: TSU - Williams 8-14-1-227; Cristophe 2-9-0-22. ASU - Davis 16-25-2-171.

RECEIVING: TSU - Hartzog 4-113; Dickson 2-103; Webb 2-8; Calhoun 1-16; Oliver 1-9. ASU - Gray 3-32; Hixon 3-30; Williams 1-23; Corker 1-20; Saleem 1-19.

TACKLES (UA-A-TOT): TSU - Marcantel 6-7-13; Jones 6-2-8; Howell 3-5-8. ASU - Johnson 3-5-8; Ramsey 2-6-8; Clark 1-6-7.



2018 STATISTICS

JACKSON STATE ALABAMA STATE

20
2

ASU STADIUM • MONTGOMERY, AL
NOVEMBER 10, 2018 • ATTENDANCE: 14,428

MONTGOMERY, Ala. | Alabama State struggled to move the ball against Jackson State in a key Southwestern Athletic Conference (SWAC) contest Saturday afternoon at ASU Stadium, and Jackson State took advantage of key mistakes by the Hornets en route to a 20-2 victory.

Alabama State (3-6, 2-3 SWAC) struggled through the game, mustering just 180 yards of total offense throughout the game and used three different quarterbacks in the contest. The Hornets reached the red zone just two times, both coming late in the second half but came away empty on both.

Meanwhile, Jackson State (5-4, 4-2 SWAC) took advantage of their opportunities, scoring twice within just seconds of each other in the first quarter to take a 10-0 lead. The Tigers, who will now face Alcorn State November 17 with a berth in the championship game on the line, used a 37-yard field goal off the foot of Christian Jacquemin to cap off an 11 play-60 yard drive for a 3-0 lead. They would add to the lead just 14 seconds later on a 19-yard interception return by Ryan Theyard for a 10-0 lead with 2:13 remaining in the first quarter.

The Hornets' defense kept the game close until the final 24 seconds of the first half when Jarrad Hayes found Keshawn Harper on a wheel route for an 18-yard touchdown and a 17-0 lead at the intermission.

The two teams went scoreless in the fourth quarter until Jacquemin added a 39-yard field goal, his second of the day, to cap off an 11 play-46 yard drive for a 20-0 lead. The Hornets would threaten for the first time on the day with 7:12 to play in the game as they drove down into the red zone. A pass from Chris Scott to Joe Williams IV was batted in the air and initially intercepted by Jackson State, however, on the return the Tigers were penalized for a block in the back and gave Alabama State a safety to put the Hornets on the board.

The final scoring opportunity of the night belonged the Alabama State as the defense forced a fumble that was recovered by Christian Clark at the eight-yard line. However, the team was pushed back to outside the 20 due to penalties and the drive ended.

Scott finished the day 8-of-25 passing for 78 yards, while KHA'Darris Davis - who left in the first half - finished 3-for-10 for 24 yards. The Hornets were held to 71 yards rushing, with Scott collecting 32 of those; while Jeremiah Hixon led the way with three catches for 24 yards. Defensively, Kurron Ramsey led the way with nine tackles, while Darron Johnson and Malik Bridgers each added eight.

BOX SCORE

SCORING SUMMARY

JACKSON STATE	10	7	0	3	-	20
ALABAMA STATE	0	0	0	2	-	2

1st	2:27	JSU	Jacquemin 37-yd field goal
1st	2:13	JSU	Theyard 19-yd interception return (Jacquemin kick)
2nd	0:24	JSU	Harper 18-yd pass from Hayes (Jacquemin kick)
4th	10:23	JSU	Jacquemin 39-yd field goal
4th	7:12	ASU	Safety

STATISTICS

TEAM STATS	JSU	ASU
FIRST DOWNS	19	11
RUSHES-YARDS (NET)	46-139	23-71
PASSING YDS (NET)	130	109
Passes Comp.-Att.-Int.	12-28-0	12-38-2
TOTAL OFFENSE PLAYS-YARDS	74-269	61-180
Fumble Returns-Yards	0-0	0-0
Punt Returns-Yards	3-16	2-16
Kickoff Returns-Yards	0-0	5-51
Punts (Number-Avg)	6-40.8	9-41.2
Fumbles - Lost	1-1	1-0
Penalties - Yds.	8-127	15-119
Possession Time	37:30	22:45
3rd Down Conversions	5 of 15	3 of 14
4th Down Conversions	1 of 2	0 of 2
Red-Zone Scores - Chances	2-2	0-2
Sacks By: Number - Yards	3-5	0-0

INDIVIDUAL STATISTICS

RUSHING: JSU - Harper 16-74; Brown 23-53; Brown 2-7; Hayes 5-5. ASU - Scott 5-32; Anderson 4-17; Gray 7-17; Pearson 2-15; Davis 5-(-10).

PASSING: JSU - Hayes 12-28-0-130. ASU - Scott 8-25-1-78; Davis 3-10-1-24; Pearson 1-3-0-7.

RECEIVING: JSU - Shumake 3-70; Newman 3-27; Harper 2-17. ASU - Hixon 3-24; Lee 2-8; Jefferson 1-24; Corker 1-12; Allen 1-12; Spencer 1-10.

TACKLES (UA-A-TOT): JSU - Hampton 5-2-7; Johnson 5-1-6; Bowie 2-3-5. ASU - Ramsey 6-3-9; Johnson 1-7-8; Bridgers 3-5-8; Isaac 6-1-7.



2018 STATISTICS

ALABAMA STATE PRAIRIE VIEW A&M

13
66

PANTHER STADIUM • PRAIRIE VIEW, TX
NOVEMBER 17, 2018 • ATTENDANCE: 3,025

PRAIRIE VIEW, Texas | Alabama State fell 66-13 to Prairie View A&M in their final Southwestern Athletic Conference (SWAC) road game of the season Saturday at Blackshear Field.

Chris Scott led Alabama State with 89 yards passing, hitting on 14-of-24 passes with a pair if interceptions. He hit eight different receivers with Jeremiah Hixon and Ezra Gray leading the way with three receptions each in the Hornets' loss. Meanwhile, Tallesin Farmer led the Hornets with 57 yards on 15 carries, while Ezra Gray added 55 yards on 14 carries. Dontrey Manley finished with 47 yards on six carries.

Aaron Pope led the team with eight tackles, while Joshua Hill added seven in the loss.

The Hornets scored on their first possession of the game, using eight plays to cover 65 yards in 2:36 to pull within a point at 7-6 with 10:11 to play in the third quarter. The subsequent extra point was blocked by Prairie View A&M off of the foot of Hunter Hansen.

Prairie View A&M (4-6, 3-3 SWAC) reeled off 49 consecutive points on seven straight possessions to take a 56-6 lead early in the fourth quarter. Alabama State was able to get back on the board on a one-yard touchdown run by Chris Scott, the first of his career, to cap off a 16-play drive. The drive covered 74 yards and used 7:57 of the clock to end the Hornets' drought.

The Panthers scored on the first eight drives of the game until their final drive of the third quarter when Alabama State (3-7, 2-4 SWAC) stopped them on a fourth down play.

The point total for Prairie View A&M is the most given up by a Hornet defense since the team gave up 64 in a 64-6 loss to Southern in 2016. The Panthers were led offensively Jalen Morton who finished the day with 290 yards passing and 196 yards rushing on 12 carries. The redshirt junior accounted for 486 of the Panthers' yards and accounted for six touchdowns (four throwing and two rushing). Dawonya Tucker finished with 134 yards on 19 carries and a pair of touchdowns for Prairie View A&M.

BOX SCORE

SCORING SUMMARY

ALABAMA STATE	6	0	7	0	--	13
PRAIRIE VIEW A&M	21	28	7	10	--	66

1st	12:53	PV	Wallace 19-yd pass from Morton (Elder kick)
1st	10:11	ASU	Anderson 6-yd run (kick blocked)
1st	8:47	PV	Riles 27-yd pass from Morton (Elder kick)
1st	4:53	PV	Morton 32-yd run (Elder kick)
2nd	13:05	PV	Tucker 6-yd run (Elder kick)
2nd	8:54	PV	Tucker 1-yd run (Elder kick)
2nd	2:36	PV	Broach 16-yd run (Elder kick)
2nd	0:31	PV	Hardy 41-yd pass from Morton (Elder kick)
3rd	11:17	PV	Morton 37-yd run (Morton kick)
3rd	3:11	ASU	Scott 1-yd run (Hanson kick)
4th	12:41	PV	Tucker 13-yd run (Elder kick)
4th	7:50	PV	Elder 19-yd field goal

STATISTICS

TEAM STATS	ASU	PVAMU
FIRST DOWNS	19	29
RUSHES-YARDS (NET)	48-191	40-383
PASSING YDS (NET)	89	290
Passes Comp.-Att.-Int.	14-24-2	16-30-1
TOTAL OFFENSE PLAYS-YARDS	72-280	70-673
Fumble Returns-Yards	0-0	0-0
Punt Returns-Yards	1-0	3-29
Kickoff Returns-Yards	7-154	3-73
Punts (Number-Avg)	6-36.7	1-44.0
Fumbles - Lost	1-1	0-0
Penalties - Yds.	9-69	9-73
Possession Time	36:46	23:14
3rd Down Conversions	5 of 13	8 of 11
4th Down Conversions	1 of 2	0 of 1
Red-Zone Scores - Chances	2-3	6-6
Sacks By: Number - Yards	1-8	3-8

INDIVIDUAL STATISTICS

RUSHING: ASU - Farmer 15-57; Gray 14-55; Manley 6-47; Anderson 6-30. PVAMU - Morton 12-196; Tucker 19-134; Mosley 4-33; Broach 4-20.

PASSING: ASU - Scott 14-24-2-89. PVAMU - Morton 16-30-1-290.

RECEIVING: ASU - Hixon 3-8; Gray 3-(9); Williams 2-31; Saleem 2-5. PVAMU - Hardy 3-95; Wallace 3-65; Medrano 2-35; Riles 2-32; Tucker 2-25; Holcombe 2-17.

TACKLES (UA-A-TOT): ASU - Pope 4-4-8; Hill 5-2-7; Terry 4-1-5; Ramsey 4-1-5. PVAMU - Bell 2-6-8; Claiborne 3-5-8; Stubbs 1-6-7.



2018 STATISTICS

MISSISSIPPI VALLEY STATE
ALABAMA STATE

24
31

ASU STADIUM • MONTGOMERY, AL
NOVEMBER 22, 2018 • ATTENDANCE: 11,593

MONTGOMERY, Ala. | Alabama State celebrated Senior Day at the 95th annual Turkey Day Classic at their annual homecoming contest, and Dennis Roberts IV sent the Hornets out on a winning note with a sack of Mississippi Valley State quarterback Dejerric Bryant on the final play of the contest.

The sack ended a 10-point fourth quarter comeback that resulted in the third overtime victory of the season for the Hornets, this one a 31-24 victory over Mississippi Valley State in a Southwestern Athletic Conference (SWAC) contest to close out the regular season.

Alabama State (4-7, 3-4 SWAC) trailed 24-14 entering the fourth quarter when Daymon Williams forced a fumble by Bryant on the first play of the quarter. The Hornets wasted little time in getting on the board, using just two plays to pull to within three at 24-21. Alabama State used a run by KHA'Darris Davis - along with a personal foul on the Delta Devils - to get inside the 30-yard line, before the redshirt sophomore lofted the ball to the back of the end zone to Joe Williams IV for a 27-yard touchdown.

The Hornets tied the game at 24-all on a 33-yard field goal by Hunter Hanson to tie the game at 24-all with 1:55 remaining in the contest, before Kimar Martin recorded his first interception of the season to give Alabama State the final possession of regulation.

Alabama State got the opening possession of the overtime period, and faced a third and eight when Davis hit Jeremiah Hixon over the middle for a 17-yard gain to set the Hornets up first and goal at the six. The Hornets scored on the next play when Hixon took a flip from Davis and dove for the pylon and the go-ahead score, with Hanson providing the extra point for the 31-24 lead.

On the ensuing possession, Mississippi Valley State lost yards on their first two plays from scrimmage before a penalty pushed them into a third and 15. After an incomplete pass, Roberts chased down Bryant for the final sack as the horn went off to give the Hornets the win.

Davis led Alabama State offensively with 237 yards passing on 21-of-39 with a career-high four touchdowns, including a pair to freshman Michael Jefferson. Williams finished with a game-high five receptions for 56 yards, while Tallesin Farmer added four for 39 yards. The Hornets were held to just 49 yards rushing, however, they were able to gain 286 yards of total offense in the win.

Roberts and Darron Johnson combined to lead Alabama State with nine tackles, while Kurrin Ramsey and Malik Bridgers - both playing their final game - finished with eight each. Alabama State finished with a pair of sacks and 12 tackles for loss, while forcing four turnovers - including three interceptions.

Alabama State took the lead in the first quarter on a 22-yard pass from Davis to Jefferson with 7:02 remaining in the opening quarter, before Mississippi Valley State tied the game at 7-all on a three-yard run by Isaiah Robinson with 2:40 remaining in the first quarter. The Hornets used another Jefferson touchdown, this a three-yard pass from Davis to take a 14-7 lead with 8:35 remaining in the half, before Mississippi Valley State tied it on a Robinson two-yard run with 5:04 to play in the half.

Bryant, despite three interceptions, finished the day with 157 yards on 27 carries.

BOX SCORE

SCORING SUMMARY

MVSU	7	7	10	0	0	--	24
PRAIRIE VIEW AGM	7	7	0	10	7	--	31

1st	7:02	ALST	Jefferson 22-yd pass from Davis (Hanson kick)
	2:40	MVSU	Robinson 3-yd run (Piraquive kick)
2nd	8:35	ALST	Jefferson 3-yd pass from Davis (Hanson kick)
	5:04	MVSU	Robinson 2-yd run (Piraquive kick)
3rd	6:06	MVSU	Moore 10-yd pass from Chambers (Piraquive kick)
	1:15	MVSU	Piraquive 26-yd field goal
4th	14:25	ALST	Williams 27-yd pass from Davis (Hanson kick)
	1:56	ALST	Hanson 33-yd field goal
OT	00:00	ALST	Hixon 6-yd pass from Davis (Hanson kick)

STATISTICS

TEAM STATS	MVSU	ASU
FIRST DOWNS	24	14
RUSHES-YARDS (NET)	60-307	24-49
PASSING YDS (NET)	81	237
Passes Comp.-Att.-Int.	10-22-3	21-39-0
TOTAL OFFENSE PLAYS-YARDS	82-388	63-286
Fumble Returns-Yards	0-0	0-0
Punt Returns-Yards	3-49	1-19
Kickoff Returns-Yards	3-79	3-102
Punts (Number-Avg)	2-35.0	6-46.0
Fumbles - Lost	2-1	2-1
Penalties - Yds.	8-69	12-157
Possession Time	36:09	38:51
3rd Down Conversions	5 of 15	6 of 16
4th Down Conversions	0 of 3	2 of 2
Red-Zone Scores - Chances	4-5	2-5
Sacks By: Number - Yards	0-0	0-0

INDIVIDUAL STATISTICS

RUSHING: MVSU - Bryant 27-114; Chambers 7-73; Smith 12-65; Robinsin 9-30; Harper 3-21; Fowler 2-4. ASU - Anderson 4-19; Davis 8-18; Gray 4-8; Farmer 8-4.

PASSING: MVSU - Bryant 8-19-3-67; Fowler 1-2-0-4; Chambers 1-1-0-10. ASU - Davis 21-39-0-237.

RECEIVING: MVSU - Chambers 3-22; McIntosh 2-28; Lovett 2-15; Moore 1-10; Lundy 1-4; Harper 1-2. ASU - Williams 5-56; Farmer 4-39; Spencer 2-33; Jefferson 2-30; Hixon 2-23; Gray 2-10; Allen 1-20; Lee 1-14; Saleem 1-7; Knight 1-5.

TACKLES (UA-A-TOT): MVSU - Davis 6-3-9; Jones 4-2-6; Gordon 3-2-5; Toney3-1-4; Garner 1-3-4; Shelton 3-0-3; Harper 3-0-3; Harbin 2-1-3; Bailey 1-2-3. ASU - Roberts 4-5-9; Johnson 4-5-9; Ramsey 6-2-8; Bridgers 5-3-8; Hill 5-2-7; Clark 4-2-6; Thomas 2-4-6; Oyovwi 4-1-5; Williams 3-2-5;



YEAR-BY-YEAR RESULTS

1901 (0-1)

Tuskegee L 0-37

1902 (0-1)

Tuskegee L 0-85

1903 (N/A)

results unavailable

1904 (0-1)

Tuskegee L 0-65

1905 (0-2)

Tuskegee L 0-6

Talladega L 0-5

1906 (0-1-1)

Tuskegee L 0-5

Talladega T 5-5

1907 (1-1)

Tuskegee L 0-6

Talladega W 10-5

1908 (3-1)

Talladega W 5-0

Talladega W 6-0

Tuskegee L 0-6

Atlanta W 6-0

1909 (5-0)

Talladega W 6-0

Atlanta W 6-0

Florida A&M W 65-0

Americus W 18-0

Tuskegee W 2-0

1910 (3-1)

Talladega W 6-0

Atlanta W 6-0

Americus W 6-0

Morehouse L 0-17

1911 (2-1)

Americus W 12-0

Jackson W 17-0

Talladega L 5-6

1912 (N/A)

results unavailable

1913 (N/A)

results unavailable

1914 (3-1)

Selma W 39-0

Americus W 26-0

Tuskegee W 7-0

Talladega L 0-19

1915 (2-1)

Tuskegee W 13-0

Selma W 40-0

Fisk L 0-25

1916 (2-2-1)

Selma W 41-0

Paine W 62-20

Birmingham L 0-12

1917 (1-2)

Talladega L 0-19

Selma W 72-0

Ohio National Guard L 0-19

1918 (0-1-1)

Tuskegee L 0-31

Clark T 0-0

1919 (N/A)

results unavailable

1920 (N/A)

results unavailable

1921 (2-1-2)

24th Infantry T 7-7

Talladega L 20-21

Bethel W 7-0

24th Infantry W 7-0

Miles T 7-7

1922 (4-3)

1922 (4-3)

Tuskegee L 0-19

24th Infantry L 0-26

Stillman W 38-0

24th Infantry L 0-12

Mobile W 31-0

Selma W 82-0

Florida A&M W 14-0

1923 (4-4)

Stillman W 30-0

Talladega L 0-13

Tuskegee L 6-13

24th Infantry W 18-12

Birmingham W 26-0

Miles W 16-0

Morehouse L 0-25

Florida A&M L 0-6

1924 (5-3)

Selma W 20-0

Birmingham W 12-0

Talladega W 13-6

Alabama A&M W 30-0

24th Infantry L 7-40

Tuskegee L 7-28

Morehouse L 0-33

Florida A&M W 13-6

1925 (6-2-1)

24th Infantry T 0-0

Birmingham W 33-0

Talladega W 7-6

Alabama A&M W 7-0

Selma W 57-0

Tuskegee L 0-14

Miles W 35-0

Morehouse L 0-20

Florida A&M W 25-0

1926 (6-3)

Georgia Normal W 83-0

Birmingham W 59-0

Atlanta University W 12-7

Miles W 12-0

Selma W 54-0

Tuskegee L 7-14

Talladega L 0-2

Morehouse W 12-7

Florida A&M L 0-6

1927 (5-3-2)

Miles W 19-9

Atlanta L 0-6

Morehouse L 6-13

Selma W 49-0

Talladega W 12-6

Clark T 6-6

Lane W 19-0

Langston L 0-14

Florida A&M W 25-6

Tuskegee T 0-0

1928 (5-4-1)

Florida A&M W 6-0

Atlanta L 5-7

Selma W 32-6

Langston L 0-7

Talladega W 13-0

Tennessee State W 6-0

Morehouse L 7-25

Tuskegee T 6-6

Miles W 42-0

Clark L 0-28

1929 (5-2-2)

24th Infantry T 0-0

Florida A&M W 6-0

Morris Brown W 2-0

Langston T 13-13

Alabama A&M W 32-0

Clark L 0-13

Selma W 43-0

Tuskegee L 0-20

Miles W 44-0

1930 (6-5)

24th Infantry W 39-0

Florida A&M W 13-6

Morris Brown L 0-6

Alabama A&M W 46-6

Langston L 0-28

Paine W 40-13

Wilberforce L 0-26

Clark W 13-0

Miles W 19-12

Tuskegee L 6-32

Morehouse L 0-3

1931 (8-3)

24th Infantry W 42-0

New Orleans W 39-6

Paine W 32-12

Clark W 19-7

Alabama A&M W 56-0

Wilberforce L 0-32

Morris Brown W 6-0

Florida A&M W 14-0

Tuskegee L 7-32

Morehouse W 24-0

Prairie View L 2-27



YEAR-BY-YEAR RESULTS

1932 (6-1-1)

Prairie View	W	9-7
Clark	W	8-0
Alabama A&M	W	18-0
Florida A&M	W	7-0
Southern	W	12-7
Morris Brown	T	7-7
West Virginia State	W	6-4
Tuskegee Institute	L	0-7

1933 (6-2-1)

Xavier	W	7-0
LeMoyne	W	24-0
Southern	W	14-0
West Virginia State	W	7-0
Florida A&M	W	32-6
Benedict	W	26-0
Morris Brown	T	0-0
Wilberforce	L	0-22
Tuskegee	L	7-14

1934 (4-4-2)

Xavier	W	42-0
Wilberforce	L	8-26
Southern	L	0-12
Clark	W	20-6
Florida A&M	L	0-7
Morehouse	L	0-6
Morris Brown	T	7-7
LeMoyne	T	6-6
Alcorn State	W	6-0
Tuskegee	W	6-2

1935 (9-1-1)

Xavier	W	33-21
Clark	W	12-0
Southern	W	20-14
Florida A&M	W	7-0
LeMoyne	W	9-6
Talladega	W	28-0
Alcorn	W	19-0
Morehouse	W	14-6
Tuskegee	W	3-0
Morris Brown	T	0-0
Texas College	L	0-9

****The 1935 team won the Southern Athletic Conference Championship but lost to Texas College, 9-0, in the national Championship game on Dec. 27 in Tyler, Texas.****

1936 (5-2-3)

Clark	W	9-6
Kentucky State	W	6-0
Miles	W	40-6
LeMoyne	W	6-0
Texas College	T	6-6
Florida A&M	T	0-0
Morris Brown	T	0-0
Xavier	L	0-6
Morehouse	W	12-0
Tuskegee	L	0-7

1937 (3-7)

Florida A&M	L	0-7
Morehouse	W	10-0
Morris Brown	L	7-26
Clark	W	8-0
Talladega	W	51-0
LeMoyne	L	0-22
Xavier (La.)	L	0-21
South Carolina State	L	0-14
Kentucky State	L	0-51
Tuskegee	L	0-14

1938 (4-4-1)

Florida A&M	L	0-17
Morehouse	L	0-8
Morris Brown	L	7-10
Clark	W	23-0
LeMoyne	L	0-20
Xavier	T	12-12
South Carolina State	W	17-0
Lane	W	13-7
Tuskegee	W	26-0

1939 (6-2-2)

Florida A&M	W	9-6
Morehouse	W	7-0
Morris Brown	T	0-0
LeMoyne	W	18-0
Xavier	W	13-7
South Carolina State	W	30-12
Lane	T	6-6
Alcorn State	W	6-0
Tennessee State	L	13-14
Tuskegee	L	0-6

1940 (7-2)

Florida A&M	W	7-6
Morehouse	W	25-9
Morris Brown	L	3-21
LeMoyne	L	6-7

Xavier	W	13-7
South Carolina State	W	26-0
Alabama A&M	W	24-6
Prairie View	W	30-26
Tuskegee	W	31-12

1941 (4-4)

Alabama A&M	W	21-13
Lane	L	0-20
Morehouse	W	6-2
Florida A&M	L	0-22
Morris Brown	L	6-26
LeMoyne	W	12-6
Xavier	W	27-13
Tuskegee	L	6-33

1942 (0-6)

South Carolina State	L	12-42
Xavier	L	0-8
Clark	L	0-19
Morris Brown	L	0-25
Morehouse	L	7-15
Tuskegee	L	0-27

1943 (1-4-1)

Xavier	L	6-8
Clark	L	0-19
Morris Brown	L	0-12
Florida A&M	T	6-6
Tuskegee	L	13-19

1944 (0-7)

Tuskegee AAF	L	0-21
Morris Brown	L	0-21
Morehouse	L	0-19
Florida A&M	L	6-44
Clark	L	6-33
Fort Benning	L	12-19
Tuskegee	L	12-32

1945 (2-3)

Alabama A&M	W	20-7
Clark	L	7-13
Morehouse	W	12-6
Florida A&M	L	2-35
Tuskegee	L	0-26

1946 (4-4-1)

Miles	W	12-0
Knoxville	W	12-7
Fort Valley	W	25-6
Alabama A&M	W	15-14

Lane	L	0-20
Clark	L	6-20
Morehouse	T	0-0
Florida A&M	L	0-17
Tuskegee	L	14-26

1947 (2-5-2)

Fisk	T	6-6
Fort Valley	L	0-25
Alabama A&M	W	12-6
Xavier	W	19-6
Clark	L	6-12
Morris Brown	L	6-25
Morehouse	L	12-19
Florida A&M	L	12-58
Tuskegee	T	26-26

1948 (1-8-1)

Texas State	L	0-59
Fisk	L	0-7
Fort Valley	L	7-16
Alabama A&M	L	6-14
Lane	L	2-16
Clark	T	0-0
Morris Brown	L	0-30
Morehouse	W	7-0
Florida A&M	L	0-41
Tuskegee	L	0-15

1949 (2-6-2)

Bethune-Cookman	L	6-18
Xavier	W	12-6
LeMoyne	L	19-25
Morehouse	T	0-0
Clark	L	6-12
Fisk	L	7-36
Lane	W	10-3
Alabama A&M	T	13-13
Fort Valley	L	6-13
Tuskegee	L	19-20

1950 (3-6-1)

Jackson College	L	6-12
Xavier	L	0-55
LeMoyne	W	6-0
Morehouse	W	8-7
Clark	T	0-0
Fisk	L	0-6
Lane	L	12-14
Tuskegee	L	0-16
Alabama A&M	W	16-12
Fort Valley	L	26-27



YEAR-BY-YEAR RESULTS

1951 (0-8)

Jackson	L	7-12
Xavier	L	0-13
Savannah State	L	12-25
Morehouse	L	8-9
Clark	L	6-7
Fisk	L	0-19
Alabama A&M	L	6-27
Tuskegee	L	13-26

1952 (4-5)

Morehouse	W	12-0
Dillard	L	18-21
Savannah State	W	34-7
Xavier	L	0-46
Clark	L	6-25
Fisk	W	7-6
Lane	L	18-43
Alabama A&M	L	13-38
Tuskegee	W	28-13

1953 (5-4)

Dillard	W	13-6
Xavier	L	0-13
Savannah State	W	74-0
Morehouse	W	7-0
Clark	L	7-12
Fisk	L	12-13
Alabama A&M	L	7-13
Lane	W	39-0
Tuskegee	W	6-2

1954 (6-3)

Fort Valley	L	7-13
Xavier	L	13-19
Lane	W	28-6
Morehouse	W	35-0
Clark	L	7-12
Dillard	W	19-13
Alabama A&M	W	23-7
Savannah State	W	39-0
Tuskegee	W	23-2

1955 (7-2)

Fort Valley	W	25-0
Xavier	L	12-14
Lane	W	46-6
Morehouse	W	25-20
Clark	W	13-6
Fisk	W	27-14
Alabama A&M	L	6-13
Savannah State	W	14-6

Tuskegee	W	19-13
----------	---	-------

1956 (3-5-1)

Fort Valley	L	7-14
Xavier	L	6-19
Lane	W	32-28
Morehouse	L	14-28
Clark	L	6-13
Fisk	W	28-6
Savannah State	W	34-0
Alabama A&M	T	0-0
Tuskegee	L	13-19

1957 (4-5)

Fort Valley*	L	0-2
Xavier	L	0-20
Lane	L	6-12
Morehouse	W	12-0
Clark	L	6-28
Alabama A&M	W	13-7
Savannah State	L	6-13
Fisk	W	20-6
Tuskegee	W	13-7

* Lost by forfeit

1958 (4-4)

Xavier	W	12-6
Lane	W	14-8
Morehouse	L	10-26
Clark	L	12-28
Alabama A&M	W	20-8
Savannah State	L	8-12
Fisk	W	20-6
Tuskegee	L	20-24

1959 (4-2-2)

Xavier	L	14-19
Lane	W	14-8
Morehouse	L	0-26
Clark	T	28-28
Alabama A&M	W	22-0
Fisk	W	26-6
Savannah State	T	14-14
Tuskegee	W	22-20

1960 (5-3)

Lane	W	14-6
Morehouse	W	13-6
Clark	L	12-14
Alabama A&M	L	20-22
Fisk	W	18-0

Dillard	W	32-14
---------	---	-------

Savannah State	W	32-0
Tuskegee	L	8-12

1961 (1-7)

Alabama A&M	L	12-32
Clark	L	0-26
Fisk	L	12-18
Lane	W	22-0
Morehouse	L	6-14
Dillard	L	0-22
Savannah State	L	10-32
Tuskegee	L	12-19

1962 (0-8)

Dillard	L	6-48
Lane	L	14-22
Morehouse	L	6-28
Clark	L	0-61
Alabama A&M	L	6-54
Savannah State	L	0-8
Fisk	L	0-42
Tuskegee	L	0-42

1963 (2-8)

Rust	L	8-18
Fort Valley	L	6-18
Mississippi Vocational	L	0-42
Lane	W	20-0
Dillard	L	6-20
Clark	L	14-32
Alabama A&M	L	14-48
Savannah State	W	14-12
Fisk	L	16-24
Tuskegee	L	0-3

1964 (4-6)

Rust	L	6-14
Fort Valley	L	0-19
Mississippi Vocational	L	8-27
Lane	W	13-12
Fisk	W	19-0
Morehouse	L	0-12
Alabama A&M	L	0-30
Dillard	W	27-6
Clark	L	7-14
Tuskegee	W	19-11

1965 (6-4)

Fort Valley	W	26-22
Mississippi Valley St.	L	6-52
Jackson State	L	6-56

Fisk	W	27-0
------	---	------

Morehouse	W	26-6
Alabama A&M	L	0-34
Albany State	L	6-19
Clark	W	27-21
Lane	W	62-0
Tuskegee	W	20-12

1966 (8-2)

Fort Valley	W	13-0
Mississippi Valley St.	W	21-14
Jackson State	L	13-56
Fisk	W	26-0
Morehouse	W	69-0
Alabama A&M	L	19-36
Albany State	W	20-18
Clark	W	14-0
Lane	W	26-0
Tuskegee	W	36-14

1967 (9-1)

Fort Valley	W	24-8
Savannah State	W	22-8
Miles College	W	13-0
Fisk	W	32-16
Morehouse	W	25-8
Alabama A&M	W	13-7
Albany State	W	12-6
Clark	W	25-7
Knoxville	W	66-27
Tuskegee	L	8-21

1968 (8-1-1)

Savannah State	W	35-32
Fort Valley	W	28-19
Knoxville	W	62-37
Albany State	W	24-0
Fisk	W	42-34
Morehouse	T	19-19
Alabama A&M	W	27-21
Clark	W	30-13
Miles	W	31-13
Tuskegee	L	12-28

1969 (7-3)

Savannah State	W	17-0
Fort Valley	L	21-23
Albany State	W	24-6
Knoxville	W	37-0
Fisk	W	34-12
Morehouse	W	26-0
Alabama A&M	W	26-6



YEAR-BY-YEAR RESULTS

Clark	L	9-10
Miles	W	39-14
Tuskegee	L	14-28

1970 (6-4)

Miles	W	27-6
South Carolina State	W	29-20
Morris Brown	L	13-30
Fisk	L	8-45
Albany State	W	25-20
Morehouse	W	27-7
Alabama A&M	L	18-26
Bethune-Cookman	W	30-27
Clark	W	47-7
Tuskegee	L	20-34

1971 (4-7)

Lane	L	14-15
Miles	W	7-0
Morris Brown	L	33-46
Fisk	L	16-21
Albany State	L	14-23
Morehouse	W	31-8
Alabama A&M	W	12-6
Bethune-Cookman	L	12-14
Clark	W	24-11
Tennessee State	L	0-43
Tuskegee	L	0-13

1972 (4-7)

Arkansas State	L	7-34
Miles	W	26-21
Morris Brown	W	16-8
Florida A&M	W	13-8
Albany State	L	14-20
Fisk	L	6-26
Alabama A&M	L	7-8
Bethune-Cookman	L	8-61
Clark	W	17-11
Tennessee State	L	0-43
Tuskegee	L	0-13

1973 (3-8)

Morgan State	L	0-32
Miles	W	18-14
Morris Brown	W	27-0
Florida A&M	L	0-27
Albany State	L	14-20
Fisk	L	3-7
Alabama A&M	L	7-10
Bethune-Cookman	L	0-32
Tennessee State	L	7-35

Kentucky State	W	14-13
Tuskegee	L	15-23

1974 (2-8)

Troy State	L	14-18
Morris Brown	W	13-10
Florida A&M	L	12-24
Livingston	L	6-22
Albany State	W	36-20
Alabama A&M	L	7-14
Tennessee State	L	0-56
Bethune-Cookman	L	18-36
Mississippi Valley St.	L	17-24
Tuskegee	L	7-28

1975 (5-6)

Lane	W	21-7
Troy State	L	10-13
Miles	W	32-0
Morris Brown	W	28-8
Florida A&M	L	11-12
Albany State	L	12-20
Livingston	L	19-31
Alabama A&M	L	22-29
Bethune-Cookman	L	0-21
Kentucky State	W	23-10
Tuskegee	W	37-21

1976 (8-3)

Jackson State	L	7-25
Troy State	L	16-17
Miles	W	23-7
Morris Brown	W	21-15
Florida A&M	W	16-13
Albany State	W	31-8
Livingston	L	12-16
Alabama A&M	W	17-15
Bethune-Cookman	W	22-14
Kentucky State	W	24-7
Tuskegee	W	28-14

1977 (4-4-1)

Jackson State	L	6-17
Alcorn State	L	7-15
Miles	W	28-14
Florida A&M	L	16-21
Livingston	W	19-12
Alabama A&M	W	14-7
Albany State	L	0-7
Kentucky State	T	7-7
Tuskegee	W	13-7

1978 (8-3)

Jackson State	L	6-20
Shaw	W	42-0
Alcorn State	L	12-16
Miles	W	34-3
Southern	W	9-6
Md.-Eastern Shore	W	48-12
Albany State	W	21-7
Alabama A&M	L	7-22
Kentucky State	W	21-14
Tuskegee	W	15-0
Central State	W	31-6

1979 (6-4)

Jackson State	L	7-14
Alcorn State	W	6-5
Savannah State	L	7-9
Livingston	W	17-8
Bethune-Cookman	W	24-13
Albany State	W	6-0
Alabama A&M	W	17-14
Grambling	L	7-21
Mississippi Valley St.	L	0-17
Tuskegee	W	20-6

1980 (6-5)

Jackson State	L	13-16
Alcorn State	L	3-14
Savannah State	W	45-0
Jacksonville State	L	14-24
Central State	W	39-27
Tennessee State	L	17-35
Albany State	W	30-27
Alabama A&M	W	20-17
Grambling	L	12-28
Mississippi Valley St.	W	27-17
Tuskegee	W	14-7

1981 (5-5-1)

Jackson State	T	14-14
Alcorn State	L	3-14
Savannah State	W	45-0
Jacksonville State	L	14-24
Tennessee State	W	20-15
Albany State	W	24-15
Alabama A&M	L	3-13
Grambling	L	7-19
Mississippi Valley St.	W	17-0
Central State	W	18-0
Tuskegee	L	3-14

1982 (4-6)

Jackson State	L	7-21
Alcorn State	L	6-21
Albany State	W	14-7
Tennessee State	L	0-42
Mississippi Valley St.	W	27-23
Bethune-Cookman	L	6-24
Alabama A&M	L	14-27
Grambling	W	36-14
District of Columbia	W	37-24
Tuskegee	L	13-14

1983 (2-9)

Jackson State	L	0-21
Southern	L	7-14
Alcorn State	L	10-13
Texas Southern	L	3-10
Tennessee State	L	19-52
Mississippi Valley St.	L	27-28
Bethune-Cookman	L	6-24
Alabama A&M	L	14-27
Grambling	L	9-28
District of Columbia	W	27-24
Tuskegee	W	13-3

1984 (2-9)

Jackson State	L	7-23
Southern	L	0-20
Alcorn State	L	0-52
Texas Southern	L	20-33
Fort Valley	L	16-42
Bethune-Cookman	L	24-31
Prairie View	W	29-20
Alabama A&M	L	12-28
Grambling		6-17
Mississippi Valley St.	L	7-49
Tuskegee	W	31-8

1985 (3-8)

Jackson State	L	14-23
Southern	L	14-35
Alcorn State	L	14-30
Texas Southern	W	24-14
Fort Valley	L	5-24
Albany State	L	8-24
Prairie View	W	17-10
Alabama A&M	L	6-7
Grambling	L	0-28
Mississippi Valley St.	L	6-55
Tuskegee	W	21-0



YEAR-BY-YEAR RESULTS

1986 (4-7)

Jackson State	L	20-26
Southern	L	9-27
Alcorn State	L	17-24
Texas Southern	W	35-31
Fort Valley	L	21-24
Albany State	W	14-0
Prairie View	W	20-14
Alabama A&M	L	17-20
Grambling	L	7-16
Mississippi Valley St.	L	3-19
Clark	W	21-6

1987 (4-6)

Southern	L	10-14
Alcorn State	W	17-9
Texas Southern	L	9-31
Albany State	W	14-0
Prairie View	W	24-7
Alabama A&M	L	17-20
Grambling	L	7-16
Mississippi Valley St.	L	0-21
Clark	W	21-6
Jackson State	L	17-41

1988 (7-3)

Southern	L	12-20
Alcorn State	W	29-6
Texas Southern	W	20-6
Jackson State	L	7-21
Albany State	W	16-10
Prairie View	W	45-0
Alabama A&M	W	7-0
Grambling	L	0-34
Mississippi Valley St.	W	23-0
Tuskegee	W	17-0

1989 (5-5-1)

Troy State	W	16-13
Southern	L	14-17
Alcorn State	L	13-27
Texas Southern	T	16-16
Florida A&M	W	23-8
Jackson State	L	14-35
Prairie View	W	47-0
Alabama A&M	L	10-17
Grambling	L	6-28
Mississippi Valley St.	W	44-13
Tuskegee	W	26-20

1990 (8-2-1)

Samford	T	24-24
---------	---	-------

Southern	L	6-7
Alcorn State	W	41-3
Texas Southern	L	23-24
Florida A&M	W	44-32
Jackson State	W	42-28
Miles	W	51-12
Alabama A&M	W	24-20
Grambling State	W	37-14
Mississippi Valley St.	W	43-6
Tuskegee	W	49-7

1991 (11-0-1)

SWAC CHAMPIONS

HBCU NATIONAL CHAMPIONS

Jackson State	W	28-27
Southern	W	19-16
Alcorn State	W	18-13
Troy State	W	22-19
Texas Southern	T	14-14
Samford	W	31-28
Prairie View	W	92-0
Alabama A&M	W	59-13
Grambling State	W	60-14
Mississippi Valley St.	W	48-20
Johnson C. Smith	W	62-6
North Carolina A&T	W	36-13

(Alamo Heritage Bowl)

1992 (5-6)

Southern	W	30-10
Alcorn State	L	7-32
Troy State	L	14-31
Central State	L	13-34
Jackson State	L	7-21
Texas Southern	L	28-30
Prairie View	W	44-6
Alabama A&M	W	14-11
Grambling State	L	19-44
Mississippi Valley St.	W	35-19
Fayetteville State	W	17-14

1993 (5-4-1)

Southern	L	14-23
Alcorn State	L	25-28
Troy State	L	3-38
Jackson State	L	15-17
Texas Southern	W	28-26
Prairie View	W	37-6
Alabama A&M	W	7-0
Grambling State	W	16-10
Mississippi Valley St.	W	16-14
Tuskegee	W	31-30

1994 (6-5)

UAB	W	27-24
Southern	L	0-31
Alcorn State	L	7-39
Troy State	L	27-49
Jackson State	L	6-24
Texas Southern	W	28-14
Prairie View A&M	W	54-13
Alabama A&M	W	26-0
Grambling State	L	24-51
Mississippi Valley St.	W	33-24
Tuskegee	W	37-35

1995 (8-3)

UAB	W	13-3
Southern	L	19-29
Alcorn State*	T	20-20
Troy State	L	10-28
Jackson State	L	22-24
Texas Southern	W	27-19
Prairie View A&M	W	49-16
Alabama A&M	W	37-20
Grambling State	W	37-16
Mississippi Valley St.	W	56-28
Tuskegee	W	58-20

Denotes Alabama State won due to an ineligible Alcorn State player

1996 (3-8)

Jackson State	L	0-40
Texas Southern	L	3-10
Southern	W	16-14
Alcorn State	L	7-31
Troy State	L	6-37
Clark-Atlanta	W	35-28
Prairie View A&M	W	31-15
Alabama A&M	L	3-20
Grambling State	L	0-7
Mississippi Valley St.	L	20-25
Tuskegee	L	14-21

1997 (3-8)

Jackson	L	11-38
Texas Southern	L	6-31
Troy State	L	13-20
Alcorn State	L	6-20
Arkansas-Pine Bluff	L	10-18
Southern	L	16-27
Prairie View A&M	W	56-7
Alabama A&M	W	20-13
Grambling State	W	38-13

Mississippi Valley St.	L	10-34
Tuskegee	L	16-21

1998 (5-6)

Troy State	L	0-26
Texas Southern	L	6-31
Alcorn State	W	41-21
Southern	L	27-34
Arkansas-Pine Bluff	L	14-28
Jackson State	L	35-41
Prairie View A&M	W	30-20
Alabama A&M	W	34-28
Grambling State	L	6-31
Mississippi Valley St.	W	41-13
Tuskegee	W	27-7

1999 (2-9)

Tennessee State	L	8-41
Alcorn State	L	27-38
Troy State	L	20-27
Southern	L	13-36
Mississippi Valley St.	W	35-27
Jackson State	L	17-44
Arkansas-Pine Bluff	L	21-35
Alabama A&M	L	10-15
Grambling State	L	13-36
Prairie View A&M	W	42-27
Tuskegee	L	34-37

2000 (6-5)*

Tennessee State	L	13-39
Alcorn State	W	35-28*
Arkansas-Pine Bluff	W	37-34*
Southern	W	37-33*
Jackson State	W	35-24*
Prairie View A&M	W	51-21*
Troy State	L	19-62
Alabama A&M	L	27-34
Grambling State	L	2-20
Mississippi Valley St.	W	44-28*
Tuskegee	L	27-28

2001 (8-4)*

Alcorn State	L	17-20
Southern	L	7-32
Johnson C. Smith	W	71-6*
Jackson State	W	61-58*
Texas Southern	W	27-24*
Arkansas-Pine Bluff	W	23-17*
Alabama A&M	W	35-0*
Grambling State	W	45-38*
Clark Atlanta	W	43-10*



YEAR-BY-YEAR RESULTS

Mississippi Valley St.	W	57-24*
Tuskegee	L	27-31
#Grambling State	L	31-38

= SWAC Championship Game

*Indicates games vacated by the NCAA Committee on Infractions

2002 (6-6)

Miles College	W	27-6
Chattanooga	W	41-3
Texas Southern	W	43-32
Arkansas-Pine Bluff	L	26-32
Alcorn State	L	37-48
Morris Brown	W	40-7
Jackson State	W	24-20
Alabama A&M	L	20-23
Grambling State	L	21-34
Mississippi Valley St.	L	10-13
Savannah State	W	28-13
Tuskegee	L	20-25

2003 (8-5)

EASTERN DIVISION CHAMPIONS

Florida A&M	W	38-22
Bethune-Cookman	L	26-31
Alcorn State	W	49-28
Arkansas-Pine Bluff	W	24-22
Southern	L	10-35
Jackson State	W	27-20
Prairie View A&M	W	59-7
Alabama A&M	L	17-20
Grambling State	L	34-37
Mississippi Valley St.	W	55-31
Texas Southern	W	38-26
Tuskegee	W	48-28
#Southern	L	9-20

= SWAC Championship Game

2004 (10-2)

SWAC CHAMPIONS

Howard	W	27-12
Texas Southern	W	55-15
Alcorn State	W	41-8
Southern	L	41-42
Jackson State	W	28-6
Prairie View A&M	W	42-20
Alabama A&M	W	24-20
Grambling State	W	37-23
Mississippi Valley St.	W	34-6
Tuskegee	L	17-27
Arkansas-Pine Bluff	W	21-14

#Southern	W	40-35
-----------	---	-------

= SWAC Championship Game

2005 (6-5)

South Carolina State	L	14-27
Texas Southern	W	27-15
Arkansas-Pine Bluff	W	41-10
Alcorn State	W	38-3
Southern	W	45-35
Jackson State	W	44-23
Prairie View A&M	W	34-13
Alabama A&M	L	28-31
Grambling State	L	27-32
Mississippi Valley St.	L	33-38
Tuskegee	L	27-28

2006 (5-6)

Troy State	L	0-38
Arkansas-Pine Bluff	W	31-13
Alcorn State	W	33-28
Texas Southern	L	9-10
Southern	L	20-38
Jackson State	L	13-19
Prairie View A&M	W	10-7
Alabama A&M	L	13-21
Grambling State	W	35-16
Mississippi Valley St.	W	25-20
Tuskegee	L	10-17

2007 (5-6)

Jacksonville State	W	24-19
Arkansas-Pine Bluff	W	12-10
Texas Southern	W	21-10
Alcorn State	W	28-25
Southern	L	2-21
Jackson State	L	20-32
Prairie View A&M	L	6-17
Alabama A&M	L	9-13
Grambling State	L	7-21
Mississippi Valley St.	W	20-16
Tuskegee	L	58-64

2008 (3-8)

Florida A&M	L	20-30
Bethune Cookman	L	7-28
UAB	L	10-45
Mississippi Valley St.	W	47-7
Prairie View A&M	L	6-27
Grambling State	L	7-27
Alabama A&M	L	16-17
Alcorn State	W	24-17
Jackson State	L	0-20

Southern	L	0-15
Tuskegee	W	17-13

2009 (6-6)

Concordia	W	38-33
Savannah State	W	20-17
Edward Waters	W	38-6
Mississippi Valley St.	L	3-10
Prairie View A&M	L	10-24
Grambling State	L	12-23
Alcorn State	W	24-17
Alabama A&M	L	7-21
Jackson State	L	7-19
Southern	L	24-34
Tuskegee	L	0-21

2010 (7-5)

SWAC DIVISION CHAMPIONS

Mississippi Valley St.	W	34-6
Arkansas-Pine Bluff	W	38-31
Prairie View A&M	W	15-12
Alcorn St.	L	21-41
Texas Southern	L	7-21
Grambling State	L	7-22
Savannah State	W	24-0
Alabama A&M	W	31-10
Jackson State	W	32-30
Southern	W	21-19
Tuskegee	L	7-21
Texas Southern	L	6-11

2011 (8-3)

Mississippi Valley St.	W	41-9
Eastern Michigan	L	7-14
Grambling State	W	31-17
Jackson State	W	21-14
Alcorn State	W	31-23
Texas Southern	W	43-29
Prairie View A&M	W	20-7
Alabama A&M	L	19-20
Arkansas-Pine Bluff	W	28-12
Southern	L	23-26
Tuskegee	W	30-21

2012 (7-4)

Bethune-Cookman	L	28-38
Mississippi Valley St.	W	29-6
Grambling State	W	19-18
Arkansas-Pine Bluff	L	21-24
Alcorn State	W	54-14
Texas Southern	W	45-0
Jackson State	L	34-37

Alabama A&M	W	31-13
Prairie View A&M	W	35-21
Southern	W	31-30
Tuskegee	L	25-27

2013 (8-4)

Jacksonville State	L	22-24
Jackson State	L	23-30
Arkansas Pine Bluff	W	40-39
Grambling State	W	52-21
Alcorn State	W	49-30
Texas Southern	W	34-2
Prairie View A&M	W	48-42
Alabama A&M	W	31-7
Kentucky	L	14-48
Southern	L	28-31
Mississippi Valley St.	W	19-7
Stillman	W	41-28

2014 (7-5)

Sam Houston State	L	20-51
Tennessee State	W	27-21
Mississippi Valley St.	W	47-22
Arkansas-Pine Bluff	W	42-7
Texas Southern	W	38-3
Alcorn State	L	7-33
Prairie View A&M	L	24-34
Alabama A&M	L	36-37
Southern	L	21-28
Jackson State	W	26-10
Grambling State	W	37-23
Stillman	W	30-27

2015 (6-5)

Tennessee State	L	14-24
Alcorn State	L	14-31
Grambling State	L	10-34
Mississippi Valley St.	W	45-15
Texas Southern	W	41-23
Southern	L	34-45
Arkansas-Pine Bluff	W	31-24
Alabama A&M	W	35-20
Jackson State	W	17-12
Prairie View A&M	L	13-38
Miles	W	26-7

2016 (4-7)

Texas-San Antonio	L	13-26
Alcorn State	L	18-21
Southern	L	6-64
Texas Southern	L	27-31
Arkansas-Pine Bluff	W	41-21



YEAR-BY-YEAR RESULTS

Prairie View A&M	L	17-24
Mississippi Valley St.	W	56-24
Alabama A&M	L	41-42
Jackson State	W	14-7
Grambling State	L	0-21
Miles	W	53-20

2017 (5-6)

Tuskegee	L	6-14
Troy	L	7-34
Kennesaw State	L	14-20
Prairie View A&M	L	0-34
Alcorn State	L	10-24
Texas Southern	W	23-16
Alabama A&M	W	21-16
Jackson State	W	13-3
Grambling State	L	7-24
Mississippi Valley St.	W	16-10
Edward Waters	W	37-3

2018 (4-7)

Tuskegee	W	26-20
Auburn	L	9-63
Kennesaw State	L	13-62
Grambling State	L	0-34
Alcorn State	W	28-25
South Alabama	L	7-45
Alabama A&M	L	10-27
Texas Southern	W	30-21
Jackson State	L	2-20
Prairie View A&M	L	13-66
Mississippi Valley St.	W	31-24



ALL-TIME vs OPPONENTS

24th Infantry

Alabama State leads 4-3-3 | Current Streak: ASU - W2

1921	T, 7-7
1921	W, 7-0
1922	L, 0-26
1922	L, 0-12
1923	W, 18-12
1924	L, 7-40
1925	T, 0-0
1929	T, 0-0
1930	W, 39-0
1931	W, 42-0

Alabama A&M

Series tied 40-40-2 | Current Streak: AAMU - W1

1924	W, 30-0
1925	W, 7-0
1929	W, 32-0
1930	W, 46-6
1931	W, 56-0
1932	W, 18-0
1940	W, 24-6
1941	W, 21-13
1945	W, 20-7
1946	W, 15-14
1947	W, 12-6
1948	L, 6-14
1949	T, 13-13
1950	W, 16-12
1951	L, 6-27
1952	L, 13-38
1953	L, 7-13
1954	W, 23-7
1955	L, 6-13
1956	T, 0-0
1957	W, 13-7
1958	W, 20-8
1959	W, 22-0
1960	L, 12-14
1961	L, 12-32
1962	L, 6-54
1963	L, 14-48
1964	L, 0-30
1965	L, 0-34
1966	L, 19-36
1967	W, 13-7
1968	W, 27-21
1969	W, 26-6
1970	L, 18-26
1971	W, 12-6
1972	L, 7-8

1973	L, 7-10
1974	L, 7-14
1975	L, 22-29
1976	W, 17-15
1977	W, 14-7
1978	L, 7-22
1979	W, 17-14
1980	W, 20-17
1981	L, 3-13
1982	L, 14-27
1983	L, 14-27
1984	L, 12-28
1985	L, 6-7
1986	L, 17-20
1987	L, 17-20
1988	W, 7-0
1989	L, 10-17
1990	W, 24-20
1991	W, 59-13
1992	W, 14-11
1993	W, 7-0
1994	W, 26-0
1995	W, 37-20
1996	L, 3-20
1997	W, 20-13
1998	W, 34-28
1999	L, 10-15
2000	L, 27-34
2001	W, 25-0
2002	L, 20-23
2003	L, 17-20
2004	W, 24-20
2005	L, 28-31
2006	L, 13-21
2007	L, 9-13
2008	L, 16-17
2009	L, 7-21
2010	W, 31-10
2011	L, 19-20
2012	W, 31-13
2013	W, 31-7
2014	L, 36-37
2015	W, 35-20
2016	L, 41-42
2017	W, 21-16
2018	L, 10-27

Alabama-Birmingham (UAB)

Alabama State leads 2-1 | Current Streak: UAB - W1

1994	W, 27-24
1995	W, 13-3

2008	L, 10-45
------	----------

Albany State

Alabama State leads 15-7 | Current Streak: ASU - W3

1965	L, 6-19
1966	W, 20-18
1967	W, 12-6
1968	W, 24-0
1969	W, 24-6
1970	W, 25-20
1971	L, 14-23
1972	L, 14-20
1973	L, 14-20
1974	W, 36-20
1975	L, 12-20
1976	W, 31-8
1977	L, 0-7
1978	W, 21-7
1979	W, 6-0
1980	W, 30-27
1981	W, 24-15
1982	W, 14-7
1985	L, 8-24
1986	W, 14-0
1987	W, 14-0
1988	W, 16-10

Alcorn State

Alcorn State leads 23-21 | Current Streak: ASU - W1

1934	W, 6-0
1935	W, 19-0
1939	W, 6-0
1977	L, 7-15
1978	L, 12-16
1979	W, 6-5
1980	L, 3-14
1981	L, 3-14
1982	L, 6-21
1983	L, 10-13
1984	L, 0-52
1985	L, 14-30
1986	L, 17-24
1987	W, 17-9
1988	W, 29-6
1989	L, 13-27
1990	W, 41-3
1991	W, 18-13
1992	L, 7-32
1993	L, 25-28
1994	L, 7-39
1995	T, 20-20



ALL-TIME vs OPPONENTS

1996	L, 7-31
1997	L, 6-20
1998	W, 41-21
1999	L, 27-38
2000	W, 35-28
2001	L, 17-20
2002	L, 37-48
2003	W, 49-28
2004	W, 41-8
2005	W, 38-3
2006	W, 33-28
2007	W, 28-25
2008	W, 24-17
2009	W, 24-17
2010	L, 21-41
2011	W, 31-23
2012	W, 54-14
2013	W, 49-30
2014	L, 7-33
2015	L, 14-31
2016	L, 18-21
2017	L, 10-24
2018	W, 28-25

Americus

Alabama State leads 4-0 | Current Streak: ASU - W4

1909	W, 18-0
1910	W, 6-0
1911	W, 12-0
1914	W, 26-0

Arkansas-Pine Bluff (UAPB)

Alabama State leads 13-6 | Current Streak - ASU - W4

1997	L, 10-18
1998	L, 14-28
1999	L, 21-35
2000	W, 37-34
2001	W, 23-17
2002	L, 26-32
2003	W, 24-22
2004	W, 21-14
2005	W, 41-10
2006	W, 31-13
2007	W, 12-10
2010	W, 38-31
2011	W, 28-12
2012	L, 21-24
2013	W, 40-39
2014	W, 42-7
2015	W, 31-24
2016	W, 41-21

Arkansas State

Arkansas State leads 1-0 | Current Streak: Ark State - W1

1972	L, 7-34
------	---------

Atlanta

Alabama State leads 4-2 | Current Streak: Atlanta - W2

1908	W, 6-0
1909	W, 6-0
1910	W, 6-0
1926	W, 12-7
1927	L, 0-6
1928	L, 5-7

Auburn

Auburn leads 1-0 | Current Streak: Auburn - W1

2018	L, 9-63
------	---------

Benedict

Alabama State leads 1-0 | Current Streak: ASU - W1

1933	W, 26-0
------	---------

Bethel

Alabama State leads 1-0 | Current Streak: ASU - W1

1921	W, 7-0
------	--------

Bethune-Cookman

Bethune Cookman leads 12-3 | Current Streak: B-CU - W6

1949	L, 6-18
1970	W, 30-27
1971	L, 12-14
1972	L, 8-61
1973	L, 0-32
1974	L, 18-36
1975	L, 0-21
1976	W, 22-14
1979	W, 24-13
1982	L, 6-24
1983	L, 6-24
1984	L, 24-31
2003	L, 26-31
2008	L, 7-28
2012	L, 28-38

Birmingham-Southern

Alabama State leads 4-1 | Current Streak: ASU - W4

1916	L, 0-12
1923	W, 26-0
1924	W, 12-0

1925	W, 33-0
1926	W, 59-0

Central State

Alabama State leads 3-1 | Current Streak: CSU - W1

1978	W, 31-6
1980	W, 39-27
1981	W, 18-0
1992	L, 13-34

Chattanooga

Alabama State leads 1-0 | Current Streak: ASU - W1

2002	W, 41-3
------	---------

Clark

Clark leads 22-24-6 | Current Streak: ASU - W5

1918	T, 0-0
1927	T, 6-6
1928	L, 0-28
1929	L, 0-13
1930	W, 13-0
1931	W, 19-7
1932	W, 8-0
1934	W, 20-6
1935	W, 12-0
1936	W, 9-6
1937	W, 8-0
1938	W, 23-0
1942	L, 0-19
1943	L, 0-19
1944	L, 6-33
1945	L, 7-13
1946	L, 6-20
1947	L, 6-12
1948	T, 0-0
1949	L, 6-12
1950	T, 0-0
1951	L, 6-7
1952	L, 6-25
1953	L, 7-12
1954	L, 7-12
1955	W, 13-6
1956	L, 6-13
1957	L, 6-28
1958	L, 12-28
1959	T, 28-28
1960	L, 12-14
1961	L, 0-26
1962	L, 0-61
1963	L, 14-32
1964	L, 7-14



ALL-TIME vs OPPONENTS

1965	W, 27-21
1966	W, 14-0
1967	W, 25-7
1968	W, 30-13
1969	L, 9-10
1970	W, 47-7
1971	W, 24-11
1972	W, 17-11
1986	W, 21-6
1987	W, 21-6

Clark-Atlanta

Alabama State leads 2-0 | Current Streak: ASU - W2

1996	W, 35-28
2001	W, 43-10

Concordia

Alabama State leads 1-0 | Current Streak: ASU - W1

2009	W, 38-33
------	----------

Dillard

Series tied 4-4 | Current Streak: ASU - W1

1952	L, 18-21
1953	W, 13-6
1954	W, 19-13
1960	W, 32-14
1961	L, 0-22
1962	L, 6-48
1963	L, 6-20
1964	W, 27-6

District of Columbia

Alabama State leads 2-0 | Current Streak: ASU - W2

1982	W, 37-24
1983	W, 27-24

Eastern Michigan

Eastern Michigan leads 1-0 | Current Streak: EMU - W1

2011	L, 7-14
------	---------

Edward Waters

Alabama State leads 2-0 | Current Streak: ASU - W2

2009	W, 38-6
2017	W, 37-3

Fayetteville State

Alabama State leads 1-0 | Current Streak: ASU - W1

1992	W, 17-14
------	----------

Fisk

Series tied 13-13-1 | Current Streak: Fisk - W4

1915	L, 0-25
1947	T, 6-6
1948	L, 0-7
1949	L, 7-36
1950	L, 0-6
1951	L, 0-19
1952	W, 7-6
1953	L, 12-13
1955	W, 27-14
1956	W, 28-6
1957	W, 20-6
1958	W, 20-6
1959	W, 26-6
1960	W, 18-0
1961	L, 12-18
1962	L, 0-42
1963	L, 16-24
1964	W, 19-0
1965	W, 27-0
1966	W, 26-0
1967	W, 32-16
1968	W, 42-34
1969	W, 34-12
1970	L, 8-45
1971	L, 16-21
1972	L, 6-26
1973	L, 3-7

Florida A&M

Alabama State leads 19-16-2 | Current Streak: FAMU - W1

1909	W, 65-0
1922	W, 14-0
1923	L, 0-6
1924	W, 13-6
1925	W, 25-0
1926	L, 0-6
1927	W, 25-6
1928	W, 6-0
1929	W, 6-0
1930	W, 13-6
1931	W, 14-0
1932	W, 7-0
1933	W, 32-6
1934	L, 0-7
1935	W, 7-0
1936	T, 0-0
1937	L, 0-7
1938	L, 0-17

1939	W, 9-6
1940	W, 7-6
1941	L, 0-22
1942	T, 6-6
1944	L, 6-44
1945	L, 2-35
1946	L, 0-17
1947	L, 12-28
1948	L, 0-41
1972	W, 13-8
1973	L, 0-27
1974	L, 12-24
1975	L, 11-12
1976	W, 16-13
1977	L, 16-21
1989	W, 23-8
1990	W, 44-32
2003	W, 38-22
2008	L, 20-30

Fort Benning

Fort Benning leads 1-0 | Current Streak: Fort Benning - W1

1944	L, 12-19
------	----------

Fort Valley State

Fort Valley State leads 13-6 | Current Streak: FVSU - W4

1946	W, 25-6
1947	L, 0-25
1948	L, 7-16
1949	L, 6-13
1950	L, 26-27
1954	L, 7-13
1955	W, 25-0
1956	L, 7-14
1957	L, 0-2
1963	L, 6-18
1964	L, 0-19
1965	W, 26-22
1966	W, 13-0
1967	W, 24-8
1968	W, 28-19
1969	L, 21-23
1984	L, 16-42
1985	L, 5-24
1986	L, 21-24

Georgia Normal

Alabama State leads 1-0 | Current Streak: ASU - W1

1926	W, 83-0
------	---------



ALL-TIME vs OPPONENTS

Grambling State

Grambling State leads 28-13 | Current Streak: GSU - W4

1979	L, 7-21
1980	L, 12-28
1981	L, 7-19
1982	W, 36-14
1983	L, 9-28
1984	L, 6-17
1985	L, 0-28
1986	L, 7-16
1988	L, 0-34
1989	L, 6-28
1990	W, 37-14
1991	W, 60-14
1992	L, 19-44
1993	W, 16-10
1994	L, 24-51
1995	W, 37-16
1996	L, 0-7
1997	W, 38-13
1998	L, 6-31
1999	L, 13-36
2000	L, 2-20
2001	W, 45-38
2001	L, 31-38
2002	L, 21-34
2003	L, 34-37
2004	W, 37-23
2005	L, 27-32
2006	W, 35-16
2007	L, 7-21
2008	L, 7-27
2009	L, 12-23
2010	L, 7-22
2011	W, 31-17
2012	W, 19-18
2013	W, 52-21
2014	W, 37-23
2015	L, 10-34
2016	L, 0-21
2017	L, 7-24
2018	L, 0-34

Howard

Alabama State leads 1-0 | Current Streak: ASU - W1

2004	W, 27-12
------	----------

Jackson

Jackson leads 2-1 | Current Streak: Jackson - W2

1911	W, 17-0
------	---------

1950	L, 6-12
1951	L, 7-12

Jackson State

Jackson State leads 28-14-1 | Current Streak: JSU - W1

1965	L, 6-56
1966	L, 13-56
1976	L, 7-25
1977	L, 6-17
1978	L, 6-20
1979	L, 7-14
1980	L, 13-16
1981	T, 14-14
1982	L, 7-21
1983	L, 0-21
1984	L, 7-23
1985	L, 14-23
1986	L, 20-26
1987	L, 17-41
1988	L, 7-21
1989	L, 14-35
1990	W, 42-28
1991	W, 28-27
1992	L, 7-21
1993	L, 15-17
1994	L, 6-24
1995	L, 22-24
1996	L, 0-40
1997	L, 11-38
1998	L, 35-41
1999	L, 17-44
2000	W, 35-24
2001	W, 61-58
2002	W, 24-20
2003	W, 27-20
2004	W, 28-6
2005	W, 44-23
2006	L, 13-19
2007	L, 20-32
2008	L, 0-20
2009	L, 7-19
2010	W, 32-20
2011	W, 21-14
2012	L, 34-37
2013	L, 23-30
2014	W, 26-10
2015	W, 17-12
2016	W, 14-7
2017	W, 13-3
2018	L, 2-20

Jacksonville State

Jacksonville State leads 3-1 | Current Streak: JSU - W1

1980	L, 14-24
1981	L, 14-24
2007	W, 24-19
2013	L, 22-24

Johnson C. Smith

Alabama State leads 2-0 | Current Streak: ASU - W2

1991	W, 62-6
2001	W, 71-6

Kennesaw State

Kennesaw State leads 2-0 | Current Streak: KSU - W2

2017	L, 14-20
2018	L, 13-62

Kentucky

Kentucky leads 1-0 | Current Streak: Kentucky - W1

2013	L, 14-48
------	----------

Kentucky State

Alabama State leads 5-1-1 | Current Streak: ASU - W1

1936	W, 6-0
1937	L, 0-51
1973	W, 14-13
1975	W, 23-10
1976	W, 24-7
1977	T, 7-7
1978	W, 21-14

Knoxville

Alabama State leads 4-0 | Current Streak: ASU - W4

1946	W, 12-7
1967	W, 66-27
1968	W, 62-37
1969	W, 37-0

Lane

Alabama State leads 16-8-1 | Current Streak: ASU - W1

1927	W, 19-0
1938	W, 13-7
1939	T, 6-6
1941	L, 0-20
1946	L, 0-20
1948	L, 2-16
1949	W, 10-3
1950	L, 12-14



ALL-TIME vs OPPONENTS

1952	L, 18-43
1953	W, 39-0
1954	W, 28-6
1955	W, 46-6
1956	W, 32-28
1957	L, 6-12
1958	W, 14-8
1959	W, 14-8
1960	W, 14-6
1961	W, 22-0
1962	L, 14-22
1963	W, 20-0
1964	W, 13-12
1965	W, 62-0
1966	W, 26-0
1971	L, 14-15
1975	W, 21-7

Langston

Langston leads 3-0-1 | Current Streak: Langston - W1

1927	L, 0-14
1928	L, 0-7
1929	T, 13-13
1930	L, 0-28

LeMoyne

Alabama State leads 6-4-1 | Current Streak: ASU - W1

1933	W, 24-0
1934	T, 6-6
1935	W, 9-6
1936	W, 6-0
1937	L, 0-22
1938	L, 0-20
1939	W, 18-0
1940	L, 6-7
1941	W, 12-6
1949	L, 19-25
1950	W, 6-0

Livingston

Livingston leads 3-2 | Current Streak: ASU - W2

1974	L, 6-22
1975	L, 19-31
1976	L, 12-16
1977	W, 19-12
1979	W, 17-8

Maryland-Eastern Shore

Alabama State leads 1-0 | Current Streak: ASU - W1

1978	W, 48-12
------	----------

Miles

Alabama State leads 24-0-1 | Current Streak: ASU - W24

1921	T, 7-7
1923	W, 16-0
1925	W, 35-0
1926	W, 12-0
1927	W, 19-9
1928	W, 42-0
1929	W, 44-0
1930	W, 19-12
1936	W, 40-6
1946	W, 12-0
1967	W, 13-0
1968	W, 31-13
1969	W, 39-14
1970	W, 27-6
1971	W, 7-0
1972	W, 26-21
1973	W, 18-14
1975	W, 32-0
1975	W, 23-7
1977	W, 28-14
1978	W, 34-3
1990	W, 51-12
2002	W, 27-6
2015	W, 26-7
2016	W, 53-20

Mississippi Valley State

Alabama State leads 28-14-1 | Current Streak: ASU - W9

1965	L, 6-52
1966	W, 21-14
1974	L, 17-24
1979	L, 0-17
1980	W, 27-17
1981	W, 17-0
1982	W, 27-23
1983	L, 27-28
1984	L, 7-49
1985	L, 6-55
1986	L, 3-19
1987	L, 0-21
1988	W, 23-0
1989	W, 44-13
1990	W, 43-6
1991	W, 48-20
1992	W, 35-19
1993	W, 16-14
1994	W, 33-24
1995	W, 56-28
1996	L, 20-25

1997	L, 10-34
1998	W, 41-13
1999	W, 35-27
2000	W, 44-28
2001	W, 57-24
2002	L, 10-13
2003	W, 55-31
2004	W, 34-6
2005	L, 33-38
2006	W, 25-20
2007	W, 20-16
2008	W, 47-7
2009	L, 3-10
2010	W, 34-6
2011	W, 41-9
2012	W, 29-6
2013	W, 19-7
2014	W, 47-22
2015	W, 45-15
2016	W, 56-24
2017	W, 16-10
2018	W, 31-24

Mississippi Vocational

Mississippi Vocational leads 2-0 | Current Streak: MV - W2

1963	L, 0-42
1964	L, 8-27

Mobile

Alabama State leads 1-0 | Current Streak: ASU - W1

1922	W, 31-0
------	---------

Morehouse

Alabama State leads 23-19-3 | Current Streak: ASU - W3

1910	L, 0-17
1923	L, 0-25
1924	L, 0-33
1925	L, 0-20
1926	W, 12-7
1927	L, 6-13
1928	L, 7-25
1930	L, 0-3
1931	W, 24-0
1934	L, 0-6
1935	W, 14-6
1936	W, 12-0
1937	W, 10-0
1938	L, 0-8
1939	W, 7-0
1940	W, 25-9
1941	W, 6-2



ALL-TIME vs OPPONENTS

1942	L, 7-15
1944	L, 0-19
1945	W, 12-6
1946	T, 0-0
1947	L, 12-19
1948	W, 7-0
1949	T, 0-0
1950	W, 8-7
1951	L, 8-9
1952	W, 12-0
1953	W, 7-0
1954	W, 35-0
1955	W, 25-20
1956	L, 14-28
1957	W, 12-0
1958	L, 10-26
1959	L, 0-26
1960	W, 13-6
1961	L, 6-14
1962	L, 6-28
1964	L, 0-12
1965	L, 0-12
1966	W, 69-0
1967	W, 25-8
1968	T, 19-19
1969	W, 26-0
1970	W, 27-7
1971	W, 31-8

Morgan State

Morgan State leads 1-0 | Current Streak: MSU - W1

1973	L, 0-32
------	---------

Morris Brown

Morris Brown leads 12-8-6 | Current Streak: ASU - W6

1929	W, 2-0
1930	L, 0-6
1931	W, 6-0
1932	T, 7-7
1933	T, 0-0
1934	T, 7-7
1935	W, 6-0
1936	T, 0-0
1937	L, 7-26
1938	L, 7-10
1939	T, 0-0
1940	L, 3-21
1941	L, 6-26
1942	L, 0-25
1943	L, 0-12
1944	L, 0-21

1947	L, 6-25
1948	L, 0-30
1970	L, 13-30
1971	L, 33-46
1972	W, 16-8
1973	W, 27-0
1974	W, 13-10
1975	W, 28-8
1976	W, 21-15
2002	W, 40-7

New Orleans

Alabama State leads 1-0 | Current Streak: ASU - W1

1931	W, 39-6
------	---------

North Carolina A&T

Alabama State leads 1-0 | Current Streak: ASU - W1

1991	W, 36-13
------	----------

Ohio National Guard

Ohio National Guard leads 1-0 | Current Streak: ONG - W1

1917	L, 0-19
------	---------

Paine

Alabama State leads 3-0 | Current Streak: ASU - W3

1916	W, 62-20
1930	W, 40-13
1931	W, 32-12

Prairie View A&M

Alabama State leads 25-9-1 | Current Streak: PVAMU - W5

1931	L, 2-27
1932	W, 9-7
1940	W, 30-26
1984	W, 29-20
1985	W, 17-10
1986	W, 20-14
1987	W, 24-7
1988	L, 0-45
1989	W, 47-0
1991	W, 92-0
1992	W, 44-6
1993	W, 37-6
1994	W, 54-13
1995	W, 49-16
1996	W, 31-15
1997	W, 56-7
1998	W, 30-20
1999	W, 42-27
2000	W, 51-21

2003	W, 59-7
2004	W, 42-20
2005	W, 34-13
2006	W, 10-7
2007	L, 6-17
2008	L, 6-27
2009	L, 10-24
2010	W, 15-12
2011	W, 20-7
2012	W, 35-21
2013	W, 48-42
2014	L, 24-34
2015	L, 13-38
2016	L, 17-24
2017	L, 0-34
2018	L, 13-66

Rust

Rust leads 2-0 | Current Streak: Rust - W2

1963	L, 8-18
1964	L, 6-14

Sam Houston State

Sam Houston State leads 1-0 | Current Streak: SHSU - W1

2014	L, 21-50
------	----------

Samford

Alabama State leads 1-0-1 | Current Streak: ASU - W1

1990	T, 24-24
1991	W, 31-28

Savannah State

Alabama State leads 15-6-1 | Current Streak: ASU - W5

1951	L, 12-25
1952	W, 34-7
1953	W, 74-0
1954	W, 39-0
1955	W, 14-6
1956	W, 34-0
1957	L, 6-13
1958	L, 8-12
1959	T, 14-14
1960	W, 32-0
1961	L, 10-32
1962	L, 0-8
1963	W, 14-12
1967	W, 22-8
1968	W, 35-32
1969	W, 17-0
1979	L, 7-9



ALL-TIME vs OPPONENTS

1980	W, 45-0
1981	W, 45-0
2002	W, 28-13
2009	W, 20-17
2010	W, 24-0

Selma

Alabama State leads 11-0 | Current Streak: ASU - W11

1914	W, 39-0
1915	W, 40-0
1916	W, 41-0
1917	W, 72-0
1922	W, 82-0
1924	W, 20-0
1925	W, 57-0
1926	W, 54-0
1927	W, 49-0
1928	W, 32-6
1929	W, 43-0

Shaw

Alabama State leads 1-0 | Current Streak: ASU - W1

1978	W, 42-20
------	----------

South Alabama

South Alabama leads 1-0 | Current Streak: USA - W1

2018	L, 7-45
------	---------

South Carolina State

Alabama State leads 4-3 | Current Streak: SCSU - W1

1937	L, 0-14
1938	W, 17-0
1939	W, 30-12
1940	W, 26-0
1942	L, 12-42
1970	W, 29-20
2005	L, 14-27

Southern

Southern leads 28-12 | Current Streak: Southern - W4

1932	W, 12-7
1933	W, 14-0
1934	L, 0-12
1935	W, 20-14
1978	W, 9-6
1983	L, 7-14
1984	L, 0-20
1985	L, 14-35
1986	L, 9-27
1987	L, 10-14

1988	L, 12-20
1989	L, 14-17
1990	L, 6-7
1991	W, 19-16
1992	W, 30-10
1993	L, 14-23
1994	L, 0-31
1995	L, 19-29
1996	W, 16-14
1997	L, 16-27
1998	L, 27-34
1999	L, 13-36
2000	W, 37-33
2001	L, 7-32
2003	L, 10-35
2003	L, 9-20
2004	L, 41-42
2004	W, 40-35
2005	W, 45-35
2006	L, 20-38
2007	L, 2-21
2008	L, 0-15
2009	L, 24-34
2010	W, 21-19
2011	L, 23-26
2012	W, 31-30
2013	L, 28-31
2014	L, 21-28
2015	L, 34-45
2016	L, 6-64

Stillman

Alabama State leads 4-0 | Current Streak: ASU - W4

1922	W, 38-0
1923	W, 30-0
2013	W, 41-28
2014	W, 30-27

Talladega

Alabama State leads 11-7-1 | Current Streak: ASU - W4

1905	L, 0-5
1906	T, 5-5
1907	W, 10-5
1908	W, 5-0
1908	W, 6-0
1909	W, 6-0
1910	W, 6-0
1911	L, 5-6
1914	L, 0-19
1917	L, 0-19
1921	L, 20-21

1923	L, 0-13
1924	W, 13-6
1925	W, 7-6
1926	L, 0-2
1927	W, 12-6
1928	W, 13-0
1935	W, 28-0
1937	W, 51-0

Tennessee State

Tennessee State leads 11-3 | Current Streak: TSU - W1

1928	W, 6-0
1939	L, 13-14
1971	L, 0-43
1972	L, 0-43
1973	L, 7-35
1974	L, 0-56
1980	L, 17-35
1981	W, 20-15
1982	L, 0-42
1983	L, 19-52
1999	L, 8-41
2000	L, 13-39
2014	W, 27-21
2015	L, 14-24

Texas College

Texas College leads 0-1-1 | Current Streak: --

1935	L, 0-9
1936	T, 6-6

Texas-San Antonio

Texas-San Antonio leads 1-0 | Current Streak: UTSA - W1

2016	L, 13-26
------	----------

Texas Southern

Alabama State leads 19-12-2 | Current Streak: ASU - W2

1983	L, 3-10
1984	L, 20-33
1985	W, 24-14
1986	W, 35-31
1987	L, 9-31
1988	W, 20-6
1989	T, 16-16
1990	L, 23-24
1991	T, 14-14
1992	L, 28-30
1993	W, 28-26
1994	W, 28-14
1995	W, 27-19



ALL-TIME vs OPPONENTS

1996	L, 3-10
1997	L, 6-31
1998	L, 6-31
2001	W, 27-24
2002	W, 43-32
2003	W, 38-26
2004	W, 55-15
2005	W, 27-15
2006	L, 9-10
2007	W, 21-10
2010	L, 7-21
2010	L, 6-11
2011	W, 43-29
2012	W, 45-0
2013	W, 34-2
2014	W, 38-3
2015	W, 41-23
2016	L, 27-31
2017	W, 23-16
2018	W, 30-21

Texas State

Texas State leads 1-0 | Current Streak: TSU - W1

1948	L, 0-59
------	---------

Troy

Troy leads 14-2 | Current Streak: Troy - W11

1974	L, 14-18
1975	L, 10-13
1975	L, 16-17
1989	W, 16-13
1991	W, 22-19
1992	L, 14-31
1993	L, 3-38
1994	L, 27-49
1995	L, 10-28
1996	L, 6-37
1997	L, 13-20
1998	L, 0-26
1999	L, 20-27
2000	L, 19-62
2006	L, 0-38
2017	L, 7-34

Tuskegee

Tuskegee leads series 62-36-3 | Current Streak: ASU - W1

1901	L, 0-37
1902	L, 0-85
1904	L, 0-65
1905	L, 0-6

1906	L, 0-5
1907	L, 0-6
1908	L, 0-6
1909	W, 2-0
1914	W, 7-0
1915	W, 13-0
1918	L, 0-31
1922	L, 0-19
1923	L, 6-13
1924	L, 7-28
1925	L, 0-14
1926	L, 7-14
1927	T, 0-0
1928	T, 6-6
1929	L, 0-20
1930	L, 6-32
1931	L, 7-32
1932	L, 0-7
1933	L, 7-14
1934	W, 6-2
1935	W, 3-0
1936	L, 0-7
1937	L, 0-14
1938	W, 26-0
1939	L, 0-6
1940	W, 31-12
1941	L, 6-33
1942	L, 0-27
1943	L, 13-19
1944	L, 12-32
1945	L, 0-26
1946	L, 14-26
1947	T, 26-26
1948	L, 0-15
1949	L, 19-20
1950	L, 0-16
1951	L, 13-26
1952	W, 28-13
1953	W, 6-2
1954	W, 23-2
1955	W, 19-13
1956	L, 13-19
1957	W, 13-7
1958	L, 20-24
1959	W, 22-20
1960	L, 8-12
1961	L, 12-19
1962	L, 0-42
1963	L, 0-3
1964	W, 19-11
1965	W, 20-12
1966	W, 36-14

1967	L, 8-21
1968	L, 12-28
1969	L, 14-28
1970	L, 20-34
1971	L, 0-13
1972	L, 0-13
1973	L, 15-23
1974	L, 7-28
1975	W, 37-21
1976	W, 28-14
1977	W, 13-7
1978	W, 15-0
1979	W, 20-6
1980	W, 14-7
1981	L, 3-14
1982	L, 13-14
1983	W, 13-3
1984	W, 31-8
1985	W, 21-0
1988	W, 17-0
1989	W, 26-20
1990	W, 49-7
1993	W, 31-30
1994	W, 37-35
1995	W, 58-20
1996	L, 14-21
1997	L, 16-21
1998	W, 27-7
1999	L, 27-34
2000	L, 27-28
2001	L, 27-31
2002	L, 20-25
2003	W, 38-28
2004	L, 17-27
2005	L, 27-28
2006	L, 10-17
2007	L, 58-64
2008	W, 17-13
2009	L, 0-21
2010	L, 7-21
2011	W, 30-21
2012	L, 25-27
2017	L, 6-14
2018	W, 26-20

Tuskegee AAF

Tuskegee AAF leads 1-0 | Current Streak: TAAF - W1

1944	L, 0-21
------	---------



ALL-TIME vs OPPONENTS

West Virginia State

Alabama Steta leads 2-0 | Current Streak: ASU - W2

1932	W, 6-4
1933	W, 7-0

Wilberforce

Wilberforce leads 4-0 | Current Streak: Wilberforce - W4

1930	L, 0-26
1931	L, 0-32
1933	L, 0-22
1934	L, 8-26

Xavier

Xavier leads 13-9-1 | Current Streak: Xavier - W1

1933	W, 7-0
1934	W, 42-0
1935	W, 33-21
1936	L, 0-6
1937	L, 0-21
1938	T, 12-12
1939	W, 13-7
1940	W, 13-7
1941	W, 27-13
1942	L, 0-8
1943	L, 6-8
1947	W, 19-6
1949	W, 12-6
1950	L, 0-55
1951	L, 0-13
1952	L, 0-46
1953	L, 0-13
1954	L, 13-19
1955	L, 12-14
1956	L, 6-19
1957	L, 0-20
1958	W, 12-6
1959	L, 14-19

All-Time Coaching Records

Head Coach	Years	W	L	T	Pct.
Theodore Bradford	1902 - 1904	0	2	0	.000
J.A. Welton	1905 - 1908	4	5	1	.444
John Hope	1909 - 1916	17	6	1	.739
Professor Kilpatrick	1917 - 1920	1	3	1	.250
Ralph Harris	1921 - 1925	21	13	3	.618
Bertrand C. Jacobs	1926 - 1928	16	10	3	.615
Gaston F. Lewis	1929 - 1933	31	13	4	.705
Rufus Lewis	1934 - 1942	42	32	9	.568
John Brown	1943, 1945 - 1948	10	24	1	.294
Georgie Lockhart^	1944	0	7	0	.000
E.B. Campbell^	1944	0	7	0	.000
James H. Dixon	1949 - 1951	5	20	3	.200
A.E. Simmons	1952 - 1961	43	40	3	.518
C.E. Anderson	1962	0	8	0	.000
Marino Casem	1963	2	8	0	.200
Whitney Van Cleve	1964 - 1968	35	14	1	.714
Henry Holbert	1969 - 1972	21	21	0	.500
Willie J. Parker	1973-1976, 1984, 1986	16	38	0	.296
George James	1976 - 1983	43	39	2	.524
Ron Mitchell	1985	3	8	0	.273
Houston Markham	1987 - 1997	65	50	4	.565
Ron Dickerson	1998 - 1999	7	15	0	.318
L.C. Cole	2000 - 2002	20	15	0	.571
Charles Coe III	2003 - 2006	29	18	0	.617
Reggie Barlow	2006 - 2014	49	42	0	.538
Brian Jenkins*	2015 - 2017	10	17	0	.370
Donald Hill-Eley*	2017-	9	8	0	.529

^ - Split 1944 season (no record of when change was made)

* - change made in week six of 2017 season

All-Time Leader in Wins

Rk	Coach	Wins
1	Houston Markham (1987 - 1997)	65
2	Reggie Barlow (2006 - 2014)	49
3	A.E. Simmons (1952 - 1961)	43
	George James (1976 - 1983)	43
5	Rufus Lewis (1934 - 1942)	42
6	Whitney Van Cleve (1964 - 1968)	35
7	Gaston F. Lewis (1929 - 1933)	31
8	Charles Coe III (2003 - 2006)	29
9	Ralph Harris (1921 - 1925)	21
	Henry Holbert (1969 - 1972)	21
11	L.C. Cole (2000 - 2002)	20
12	John Hope (1909 - 1916)	17
13	Bertrand C. Jacobs (1926 - 1928)	16
	Willie J. Parker (1973 - 1976, 1984, 1986)	16
15	Brian Jenkins (2015 - 2017)	10
	John Brown (1943, 1945 - 1948)	10

All-Time Leader in Win Pct.

Rk	Coach	Pct
1	John Hope (1909 - 1916)	.739
2	Whitney Van Cleve (1964 - 1968)	.714
3	Gaston F. Lewis (1929 - 1933)	.705
4	Ralph Harris (1921 - 1925)	.618
5	Charles Coe III (2003 - 2006)	.617
6	Bertrand C. Jacobs (1926 - 1928)	.615
7	L.C. Cole (2000 - 2002)	.571
8	Rufus Lewis (1934 - 1942)	.568
9	Houston Markham (1987 - 1997)	.565
10	Reggie Barlow (2006 - 2014)	.538
11	Donald Hill-Eley (2017)	.833
12	George James (1976 - 1983)	.524
13	Henry Holbert (1969 - 1972)	.500
14	J.A. Welton (1905 - 1908)	.444
15	Brian Jenkins (2015 - 2017)	.370



CAREER RECORDS (OFFENSE)

SCORING

Player	Years	TD	PAT	2PT	FG	Pts
Anthony Johnson	2003-06	0	140	0	36	248
Rico White	1990-93	37	0	78	0	222
Keldrick Williams	2003-06	36	0	0	0	216
Bobby Wenzig	2011-13	0	96	0	35	201
Isaiah Crowell	2012-13	30	0	0	0	180
Brad Baxter	1985-88	30	0	0	0	180
Nick Andrews	2008-11	27	0	1	0	164
Alcede Surtain	1992-95	23	0	3	0	144
Reggie Brown	1988-91	23	0	2	0	140
Robert Randolph	2002-05	23	0	1	0	140
Horace Brooks	1989-92	23	0	0	0	138
Malcom Cyrus	2011-14	23	0	0	0	138
Damon Hodge	1996-99	21	4	9	0	134
Larry Bias	1998-01	22	0	0	0	132
Charles Mitchell	1964-67	10	46	0	5	121

TOTAL OFFENSE

Player	Years	Plays	Rush	Pass	Ttl
Darnell Kennedy	1997-01	1,952	1,017	11,753	12,888
Ricky Jones	1988-91	934	1,273	5,456	6,823
Daniel Duhart	2012-15	946	430	5,373	5,803
Tarvaris Jackson	2003-05	821	811	4,898	5,709
John Caldwell	1978-81	932	160	3,297	4,087
Lloyd Ivey	1967-70	792	585	3,458	4,043
Greg Jenkins	2011-12	686	837	3,166	4,003
Alcede Surtain	1992-95	611	1,241	2,588	3,829
Brad Baxter	1985-88	773	3,732	0	3,732
Rico White	1990-93	660	3,470	0	3,470
Chris Mitchell	2007-09	693	310	3,084	3,394

PASSING

Player	Years	ATT	COMP	YDS	TD
Darnell Kennedy	1997-01	1,571	859	11,753	102
Ricky Jones	1989-91	640	322	5,456	49
Daniel Duhart	2012-15	425	750	5,373	36
Tarvaris Jackson	2003-05	665	342	4,898	38
Anthony Benjamin	1982-85	683	291	3,531	17
Lloyd Ivey	1967-70	585	235	3,458	41
John Caldwell	1978-81	597	268	3,388	24
Charles Mitchell	1964-67	395	190	3,206	24
Greg Jenkins	2011-12	262	443	3,166	20
Chris Mitchell	2007-09	507	243	3,084	20
Antonius Smith	1985-89	541	265	2,966	14

RUSHING

Player	Years	ATT	YDS	AVG	TD
Brad Baxter	1985-88	773	3,732	4.8	30
Rico White	1990-93	660	3,470	5.3	36
Malcolm Cyrus	2011-14	469	2,735	5.8	23
Khalid Thomas	2013-16	459	2,633	5.7	19
Jay Peck	2004-07	519	2,399	4.6	8
Keldrick Williams	2003-05	399	2,362	5.9	26
Gene Blanchard	1963-66	404	2,021	5.0	n/a
Isaiah Crowell	2012-13	329	1,963	6.0	30
Larry Bias	1998-01	249	1,861	7.5	22
Rahmod Traylor	2006-09	376	1,585	4.2	13
Johnny Pleasant	1965-68	289	1,571	5.4	n/a
Derrick Massingale	1978-81	359	1,522	4.2	5
Robert Vaughn	1994-97	200	1,332	6.7	15

RECEPTIONS

Player	Years	REC	YDS	YPC	TD
Nick Andrews	2008-11	202	2,755	13.6	27
Damon Hodge	1996-99	176	2,280	13.0	21
Reggie Barlow	1992-95	133	2,536	19.5	17
T.C. McWilliams	2009-12	133	1,737	13.1	16
Reggie Brown	1988-91	132	2,271	17.2	23
Darryl Pearson	1984-87	124	1,823	14.7	16
Kenneth Watson	1998-00	120	1,772	14.8	10
Ricky Cotton	1978-81	112	1,360	12.1	9
Darius Mathis	2007-09	103	1,129	11.0	11
Horace Brooks	1989-92	102	2,180	21.4	23

RECEIVING YARDS

Player	Years	REC	YDS	YPC	TD
Reggie Barlow	1992-95	133	2,536	19.5	17
Damon Hodge	1996-99	176	2,280	13.0	21
Reggie Brown	1988-91	132	2,271	17.2	23
Horace Brooks	1989-92	102	2,180	21.4	23
Darryl Pearson	1984-87	124	1,823	14.7	16
Kenneth Watson	1998-00	120	1,772	14.8	10
Reginald Glover	2002-04	80	1,740	21.8	13
T.C. McWilliams	2009-12	133	1,737	13.1	16
Nick Andrews	2008-10	124	1,660	13.4	17
William Evans	1962-65	53	1,582	29.8	21



CAREER RECORDS (DEFENSE/SPECIAL TMS)

PUNTING (min. 25 punts)

Player	Years	NO.	YDS	AVG
David Beckford	1999-02	195	8,534	43.8
Anthony Craven	2018-	78	3,311	42.7
Bobby Wenzig	2011-13	215	8,977	41.8
Lonnie Broadnax	1971-74	136	5,552	40.8
Charles Mitchell	1964-67	170	6,760	39.8
Ernest Carswell	1980-83	84	3,262	38.8
Trevor Vincent	2016-17	125	4,855	38.8
Anthony Speight	2008-10	113	4,260	37.7
Trevor Vincent	2015-16	116	4,240	36.6
Erik Mothershed	1990-93	121	4,419	36.5
Randy Lefebure	1998-99	51	1,853	36.3
Reginald Adams	1986-89	195	7,016	36.0

INTERCEPTIONS (since 1970)

Player	Years	NO.	YDS	TD
Kejuan Riley	2009-12	21	348	0
Emmanuel Martin	1988-91	17	220	0
Antoine Hill	2001-03	16	244	2
Latrod Garner	1990-93	16	219	1
Edwin Ross	1984-87	15	132	1
Chauncey Whatley	1975-78	15	113	2
Lecorey Harvest	1990-93	13	199	1
Michael Madison	1975-78	13	186	3
Darryl Lowe	1977-80	12	34	0



SINGLE SEASON RECORDS

SCORING

Player	Year	TD	PAT	FG	Pts
Alcede Surtain	1995	0	21	0	130
Keldrick Williams	2004	17	0	0	102
Anthony Johnson	2003	0	53	13	92
Isaiah Crowell	2012	15	0	0	90
Isaiah Crowell	2013	15	0	0	90
Johnny Pleasant	1966	14	1	0	86
Anthony Johnson	2004	0	50	11	83
Preston Clark	2014	0	15	35	80
Robert Vaughn	1994	13	0	0	78
Rico White	1993	13	0	0	78
Rico White	1990	13	0	0	78
Brad Baxter	1986	13	0	0	78
Bobby Wenzig	2011	0	31	15	76
Jason Thompson	1990	0	44	10	74

TOTAL OFFENSE

Player	Year	Plays	Rush	Pass	Ttl
Darnell Kennedy	2001	442	465	3,151	3,674
Darnell Kennedy	2000	482	-13	3,488	3,537
Tarvaris Jackson	2004	414	253	2,556	2,809
Darnell Kennedy	1998	435	385	2,409	2,794
Tarvaris Jackson	2003	407	444	2,342	2,786
Ricky Jones	1990	341	410	2,196	2,606
Darnell Kennedy	1997	463	108	2,378	2,486
Ricky Jones	1991	316	417	2,042	2,453
Daniel Duhart	2014	371	158	2,105	2,263
Alcede Surtain	1995	357	1,024	1,227	2,251
Greg Jenkins	2012	354	507	1,691	2,198
Daniel Duhart	2013	363	161	1,903	2,064
Chris Mitchell	2009	362	187	1,748	1,935
Greg Jenkins	2011	332	330	1,475	1,805

PASSING

Player	Year	ATT	COMP	YDS	TD
Darnell Kennedy	2000	401	217	3,488	33
Darnell Kennedy	2001	201	346	3,151	33
Tarvaris Jackson	2004	349	182	2,556	20
Darnell Kennedy	1998	375	201	2,409	19
Darnell Kennedy	1997	331	207	2,378	15
Tarvaris Jackson	2003	316	160	2,342	18
Ricky Jones	1990	245	124	2,136	21
Daniel Duhart	2014	159	296	2,105	10
Ricky Jones	1991	240	126	2,042	19
Anthony Benjamin	1985	324	144	1,720	7
Chris Mitchell	2009	260	131	1,748	10
Devin Dominguez	2010	255	126	1,536	19

RUSHING

Player	Year	ATT	YDS	AVG	TD
Brad Baxter	1986	302	1,705	5.6	13

Malcolm Cyrus	2014	236	1,497	6.3	9
Rico White	1993	233	1,267	5.4	13
Khalid Thomas	2016	179	1,237	6.9	9
Brad Baxter	1987	267	1,206	4.5	9
Keldrick Williams	2003	201	1,195	5.9	9
Jay Peck	2007	246	1,186	4.8	6
Larry Bias	2001	192	1,167	6.1	9
Keldrick Williams	2004	198	1,167	5.9	17
Isaiah Crowell	2013	170	1,121	6.6	15
Robert Vaughn	1994	132	1,088	8.2	13
Alcede Surtain	1995	178	1,024	5.8	21
Gene Blanchard	1966	157	943	6.0	8

RECEPTIONS

Player	Year	REC	YDS	YPC	TD
Damon Hodge	1998	83	1,023	12.3	3
Nick Andrews	2011	78	1,095	14.0	10
Alphus Shipman	1997	61	708	11.6	3
Reggie Barlow	1994	58	1,267	21.8	12
Floyd "B.J." Tiger	2001	58	1,074	18.5	8
Ricky Cotton	1980	58	668	11.5	6
Clayton Harris	2004	54	548	10.1	2
Damon Hodge	1997	53	737	13.9	3
Machion Sanders	2002	52	729	14.0	10
Earl Lucas	2013	51	515	10.1	3
Darryl Pearson	1985	50	692	13.8	4
Reggie Brown	1990	48	815	17.0	8
T.C. McWilliams	2012	48	612	12.8	5

RECEIVING YARDS

Player	Year	REC	YDS	YPC	TD
Reggie Barlow	1994	58	1,267	21.8	12
Nick Andrews	2011	78	1,095	14.0	10
Floyd "B.J." Tiger	2001	58	1,074	18.5	8
Damon Hodge	1998	83	1,023	12.3	3
Reginald Glover	2004	43	981	22.8	7
William Evans	1965	23	843	36.7	11
Reggie Brown	1990	48	815	17.0	8
Chad Lucas	2003	47	813	17.3	5
Nick Andrews	2009	47	803	17.1	5
Damon Hodge	1997	53	737	13.9	3
Machion Sanders	2002	52	729	14.0	10

PUNTING (min. 25 punts)

Player	Year	NO.	YDS	AVG
Lonnie Broadnax	1974	35	1,604	46.0
David Beckford	2001	41	1,881	45.9
Bobby Wenzig	2012	61	2,780	45.6
David Beckford	2000	44	1,932	43.9
David Beckford	2002	57	2,505	43.9
Bobby Wenzig	2013	77	3,295	42.8
Anthony Craven	2018	78	3,311	42.7



SINGLE SEASON RECORDS

Charles Mitchell	1965	58	2,473	42.6
David Beckford	1999	53	2,216	41.8
Bobby Wenzig	2011	70	2,902	41.5
Lonnie Broadnax	1973	55	2,226	40.5
Trevor Vincent	2017	63	2,549	40.5
Ernest Carswell	1982	27	1,069	39.6
Erik Mothershed	1992	55	2,174	39.5
Anthony Speight	2010	74	2,903	39.2
Woodrow McCorvey	1971	56	2,163	38.6

INTERCEPTIONS (since 1970)

Player	Year	NO.	YDS	TD
Antoine Hill	2002	10	199	1
Kejuan Riley	2011	9	140	0
Edwin Ross	1986	8	131	0
Latrod Garner	1991	8	108	1
Joel Smith	1970	7	118	0
Lecorey Harvest	1992	7	116	1
Emmanuel Martin	1990	7	94	0
John Mitchell	1989	7	84	0
Michael Williams	1994	7	71	0
Kejuan Riley	2010	7	56	0
Chauncey Whatley	1978	7	53	0
Darryl Lowe	1980	7	25	0

PUNT RETURN AVERAGE (since 1970)

Player	Year	NO.	YDS	AVG	TD
Derrick Whitehurst	1984	6	152	25.3	0
Reggie Barlow	1995	12	249	20.8	1
Jacques Rickerson	2010	12	236	19.7	0
Mark Hurt	1987	6	117	19.5	0
Ronald Harper	1974	10	192	19.2	1
Mark Hurt	1988	10	185	18.5	1
Khalid Thomas	2016	21	366	17.4	0
Joshua Hill	2018	8	114	14.3	0
Nick Andrews	2008	19	255	13.4	0
Malcolm Cyrus	2012	8	104	13.0	0

KICKOFF RETURNS (since 1970)

Player	Year	NO.	YDS	AVG	TD
Kenneth Bonom	1987	18	332	34.7	0
Paul Ashby	1991	17	513	30.5	2
Kenneth Bonom	1986	9	212	30.2	0



HORNETS IN THE NFL

ALABAMA STATE IN THE NFL DRAFT (in order of round picked)


Player	Year	Team	Rd	Pick
Tytus Howad	2018	Houston	1	23
Curtis Green	1981	Detroit	2	46
Eddie Robinson	1992	Houston	2	50
Lester Sims	1972	Cleveland	2	51
Tarvaris Jackson	2006	Minnesota	2	64
Reggie Barlow	1996	Jacksonville	4	110
Michael Coe	2007	Indianapolis	5	173
Ricky Smith	1982	New England	6	141
John Pleasant	1969	Kansas City	6	155
William Daniels	1981	Los Angeles Rams	6	158
Karl Powe	1985	Dallas	7	178
Jylan Ware	2017	Oakland	7	231
Ricky Jones	1992	Los Angeles Rams	8	198
Zack Barnes	1984	San Diego	9	230
Thomas Hopkins	1983	Cleveland	10	262
Willie Thicklen	1978	Houston	11	295
Brad Baxter	1989	Minnesota	11	303
Terry Greer	1980	Los Angeles Rams	11	304
James Lane	1983	St. Louis	12	323
Ralph Miller	1970	New Orleans	13	322
Charles Mitchell	1968	Baltimore	14	378
Ernie Moore	1959	Los Angeles Rams	29	344



TYTUS HOWARD

ALABAMA STATE IN THE NFL DRAFT (in order of year picked)

Player	Year	Team	Rd	Pick
Ernie Moore	1959	Los Angeles Rams	29	344
Charles Mitchell	1968	Baltimore	14	378
John Pleasant	1969	Kansas City	6	155
Ralph Miller	1970	New Orleans	13	322
Lester Sims	1972	Cleveland	2	51
Willie Thicklen	1978	Houston	11	295
Terry Greer	1980	Los Angeles Rams	11	304
Curtis Green	1981	Detroit	2	46
William Daniels	1981	Los Angeles Rams	6	158
Ricky Smith	1982	New England	6	141
Thomas Hopkins	1983	Cleveland	10	262
James Lane	1983	St. Louis	12	323
James Lane	1983	St. Louis	12	323
Zack Barnes	1984	San Diego	9	230
Karl Powe	1985	Dallas	7	178
Brad Baxter	1989	Minnesota	11	303
Eddie Robinson	1992	Houston	2	50
Ricky Jones	1992	Los Angeles Rams	8	198
Reggie Barlow	1996	Jacksonville	4	110
Tarvaris Jackson	2006	Minnesota	2	64
Michael Coe	2007	Indianapolis	5	173
Jylan Ware	2017	Oakland	7	231
Tytus Howad	2018	Houston	1	23



EDDIE ROBINSON



THE SWAC

The **Southwestern Athletic Conference (SWAC)** is a collegiate athletic conference headquartered in Birmingham, Alabama, which is made up of historically black colleges and universities (HBCUs) in the Southern United States. It participates in the NCAA's Division I for all sports; in football, it participates in the Football Championship Subdivision (FCS), formerly referred to as Division I-AA.

The SWAC is widely considered the premier HBCU conference and ranks among the elite in the nation in terms of alumni affiliated with professional sports teams, particularly in football. On the gridiron, the conference has been the biggest draw on the Football Championship Subdivision (FCS) level of the NCAA, leading the nation in average home attendance every year except one since FCS has been in existence. In 1994, the SWAC fell just 40,000 fans short of becoming the first non-Football Bowl Subdivision conference to attract one million fans to its home games.

HISTORY

In 1920, athletic officials from six Texas HBCUs – C.H. Fuller of Bishop College, Red Randolph and C.H. Patterson of Paul Quinn College, E.G. Evans, H.J. Evans and H.J. Starns of Prairie View A&M, D.C. Fuller of Texas College and G. Whitte Jordan of Wiley College – met in Houston, Texas, to discuss common interests. At this meeting, they agreed to form a new league, the SWAC.

Paul Quinn became the first of the original members to withdraw from the league in 1929. When Langston University of Oklahoma was admitted into the conference two years later, it began the migration of state-supported institutions into the SWAC. Southern University entered the ranks in 1934, followed by Arkansas AM&N (now the University of Arkansas at Pine Bluff) in 1936 and Texas Southern University in 1954.

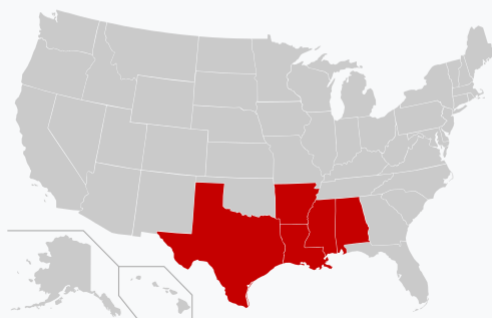
Rapid growth in enrollment of the state-supported schools made it difficult for the church-supported schools to finance their athletics programs and one by one they fell victim to the growing prowess of the state-supported colleges. Bishop withdrew from the conference in 1956, Langston in 1957 and Huston-Tillotson (formerly Samuel Huston) in 1959, one year after the admittance of two more state-supported schools: Grambling College and Jackson State College. The enter-exit cycle continued in 1961 when Texas College withdrew, followed by the admittance of Alcorn A&M (now Alcorn State University) in 1962. Wiley left in 1968, the same year Mississippi Valley State College entered. Arkansas AM&N exited in 1970 and Alabama State University entered in 1982. Arkansas-Pine Bluff (formerly Arkansas AM&N) rejoined the SWAC on July 1, 1997, regaining full-member status one year later. Alabama A&M University became the conference's tenth member when it became a full member in September, 1999 after a one-year period as an affiliate SWAC member.[4] Most of the former SWAC members that have left the conference are currently a part of the Red River Athletic Conference of the NAIA.

Southwestern Athletic Conference



Established	1920
Association	NCAA
Division	Division I
Subdivision	FCS
Members	10
Sports fielded	18 (men's: 8 · women's: 10)
Region	Southern
Headquarters	Birmingham, Alabama
Commissioner	Charles McClelland
Website	www.swac.org

Locations



COMPETITIONS

The SWAC is one of three conferences - the others being the Ivy League and the Mid-Eastern Athletic Conference - that does not participate in the FCS football playoffs. The SWAC instead splits its schools into two divisions, and plays a conference championship game. Three of the SWAC's teams, Alabama State in the Turkey Day Classic and Grambling and Southern in the Bayou Classic, play their last games of the regular season on Thanksgiving weekend, preventing the SWAC Championship from being decided until the first weekend of December, long after the tournament is underway. The SWAC has occasionally been a participant in bowl games, the most recent being the Celebration Bowl, which features the SWAC as one of its tie-ins.

Current championship competition offered by the SWAC includes competition for men in baseball, basketball, cross country, football, golf, indoor track, outdoor track & field and tennis. Women's competition is offered in the sports of basketball, bowling, cross country, golf, indoor track, outdoor track & field, soccer, softball, tennis and volleyball.