

2019-20 SCHEDULE

NOVEMBER	W/L	SCORE
5 FRESNO STATE	W	71-57
9 BOISE STATE	W	106-75
12 vs. No. 13 Memphis ¹	W	82-74
17 UT ARLINGTON	W	67-47
22 HOUSTON	W	78-66
27 vs. No. 13 Seton Hall ²	W	71-69
28 vs. No. 8 Gonzaga ²	L	72-73 (ot)
29 vs. No. 6 North Carolina ²	L	74-78

DECEMBER	Time	TV
7 HAWAII	W	89-64
14 at No. 5 Michigan	W	71-70 (ot)
18 MONTANA	W	81-48
21 TEXAS SOUTHERN	W	84-78

29 ALABAMA STATE	1 p.m.	Pac-12 Net
------------------	--------	------------

JANUARY	Time	TV
2 at Colorado *	6 p.m.	ESPN2
4 at Utah *	2 p.m.	Pac-12 Net
9 ARIZONA *	6 p.m.	ESPN/2
11 ARIZONA STATE *	7:30 p.m.	Pac-12 Net
16 at Washington State *	6 p.m.	FS1
18 at Washington *	12:45 p.m.	CBS
23 USC *	8 p.m.	ESPNU
26 UCLA *	2 p.m.	FOX
30 at California *	6 p.m.	Pac-12 Net

FEBRUARY	Time	TV
1 at Stanford *	3 p.m.	Pac-12 Net
8 at Oregon State *	7:30 p.m.	Pac-12 Net
13 COLORADO *	6 p.m.	ESPN/2
16 UTAH *	6 p.m.	FS1
20 at Arizona State *	6 p.m.	ESPN/2
22 at Arizona *	7 p.m.	ESPN/2/U
27 OREGON STATE *	8 p.m.	ESPN2

MARCH	Time	TV
5 CALIFORNIA *	8 p.m.	ESPN/2/U
7 STANFORD *	8 p.m.	FS1
11-14 Pac-12 Tournament ³	TBD	Pac-12 Net / FOX/FS1

* Denotes Pac-12 game

1 - Phil Knight Invitational, Moda Center, Portland, Ore.

2 - Bad Boy Mowers Battle 4 Atlantis, Paradise Island, Bahamas

3 - Pac-12 Tournament, T-Mobile Arena, Las Vegas, Nev.



DUCK MEN'S BASKETBALL

No. 6 OREGON (10-2) vs. ALABAMA STATE (1-11)



Date	Sunday, December 29, 2019
Tip Time	1:06 p.m. PT
Site / Stadium / Capacity	Eugene, Ore. / Matthew Knight Arena / 12,364
Television	Pac-12 Networks
Radio	Rich Burk, play-by-play; Jordan Kent, analyst Oregon Sports Network (95.3 FM KUJZ in Eugene/Springfield) Joey McMurtry, play-by-play
Live Stats	GoDucks.com
Live Audio	GoDucks.com
Twitter	@OregonMBB
Internet	tunein.com
Satellite Radio	Sirius ch. 146 / XM ch. 197 / Internet 959

SERIES HISTORY

All-Time	Oregon leads, 2-0
Last Meeting	Oregon 114, Alabama State 56, Nov. 17, 2017 (Eugene, Ore.)
Current Streak	Ducks +2
Last UO Win	Oregon 114, Alabama State 56, Nov. 17, 2017 (Eugene, Ore.)
Last ASU Win	NA

THE STARTING 5

Oregon closes out both the nonconference season and the calendar year by hosting Alabama State Sunday at 1 p.m. (Pac-12 Networks).

• 1 – Oregon is the only school in the country with its men's basketball, women's basketball and football teams all currently ranked in the Associated Press top seven. Women's basketball is No. 2, men's basketball is No. 6 and football is No. 7.

• 2 – **Payton Pritchard** is the only player in the nation averaging 19.0 points, 4.0 rebounds and 6.0 assists per game. He's coming off a career-high tying 29 points against Texas Southern and needs just nine points to pass fellow Oregonian **E.J. Singler** (1,546/2009-13) for 12th on the UO career scoring list.

• 3 – Dec. 14 against Montana, **Francis Okoro** scored 12 points with a career-high 17 rebounds, which was the most by a Duck in three years.

• 4 – Freshman center **N'Faly Dante** made his Oregon debut Dec. 14 against Montana, scoring 11 points in 14 minutes.

• 5 – Named Pac-12 Player of the Week on Dec. 16, **Payton Pritchard** is one of just two players in program history with 1,500 points, 500 assists and 400 rebounds, joining UO Hall of Famer **Ron Lee**. He reached 1,500 career points against Montana.

• **BENCH** – Now the winningest coach in Oregon history, **Dana Altman** is one of six active head coaches in NCAA Division I who have posted a winning record for the last 22 consecutive seasons. The other five - Mike Krzyzewski, Tom Izzo, Roy Williams, Bill Self and Jim Boeheim - are all in the Hall of Fame.

• **BENCH** – Oregon's No. 6 ranking is the Ducks' highest since being No. 5 in the March 6, 2017, poll.

UNIVERSITY OF OREGON - STARTERS (tentative)

No.	Name	Pos.	Ht.	Wt.	Cl.	Ex.	Hometown	PPG	RPG	OTHER
14	C.J. Walker	F	6-8	200	Fr.	HS	Samford, Fla.	6.2	3.0	.375 3FG Pct.
33	Francis Okoro	F	6-9	235	So.	1V	Imo, Nigeria	5.4	6.9	.561 FG Pct.
3	Payton Pritchard	G	6-2	190	Sr.	3V	West Linn, Ore.	19.6	4.3	6.0 apg
5	Chris Duarte	G	6-6	190	Jr.	TR	Puerto Plata, D.R.	10.8	5.0	
32	Anthony Mathis	G	6-4	185	R-Sr.	TR	West Linn, Ore.	10.4	2.7	.508 3FG Pct.

UNIVERSITY OF OREGON - BENCH

No.	Name	Pos.	Ht.	Wt.	Cl.	Ex.	Hometown	PPG	RPG	OTHER
0	Will Richardson	G	6-5	180	So.	1V	Hinesville, Ga.	10.3	3.5	.615 3FG Pct.
10	Shakur Juiston	F	6-7	225	R-Sr.	TR	Newark, N.J.	8.8	6.5	2.5 apg
1	N'Faly Dante	C	6-11	250	Fr.	HS	Bamako, Mali	8.5	3.0	.583 FG Pct.
22	Addison Patterson	G	6-6	195	Fr.	HS	Milton, Ontario	4.8	1.3	.500 FG Pct.
13	Chandler Lawson	F	6-8	205	Fr.	HS	Memphis, Tenn.	4.6	3.8	.526 FG Pct.
4	Eddy Ionescu	G	6-6	190	Jr.	TR	Walnut Creek, Calif.	0.0	0.0	1.0 apg
25	Luke Osborn	G	6-6	200	R-Jr.	SQ	Clackamas, Ore.	0.0	0.0	
15	Lök Wur	F	6-8	200	Fr.	HS	Omaha, Neb.			USA Today 2nd team all-Nebraska

ROSTER

UNIVERSITY QUICK FACTS

Name University of Oregon
 Location Eugene, Ore.
 Founded 1876
 Enrollment 23,000
 Nickname Ducks
 Mascot The Duck
 Colors Green and Yellow
 President Michael Schill
 Athletic Director Rob Mullens
 Faculty Representative Tim Gleason
 Facility Matthew Knight Arena
 Capacity 12,364
 Press Row Phone (541) 346-4497
 Athletic Dept. Phone (541) 346-4481
 Ticket Office Phone (541) 346-4461

BASKETBALL QUICK FACTS

First Season 1902-03 (115th year)
 All-Time Record 1,677-1,366
 All-Time Postseason Record 44-28 (28 Appearances)
 NCAA Tournament Appearances... 16 (25-15, Last: 2019)
 '39*, '45, '60-'61, '95, '00, '02-'03, '07-'08, '13-'17, '19
 National Championships 1 (1939)
 NIT Appearances 11 (14-12, Last: 2018)
 '75, '76, '77, '84, '88, '90, '97, '99, '04, '12, '18
 CBI Appearances 1 (5-1, Last: 2011+)
 *National Champions
 +CBI Champions
 2018-19 Overall Record 25-13
 2018-19 Pac-12 Record (Finish) 10-8 (T4th)
 2018-19 NCAA Tournament Sweet 16
 Final Ranking NR (AP)/21 (Coaches)
 Letterwinners Returning/Lost 3/7
 Starters Returning/Lost 2/3
 Newcomers 10
 Key Returnees Payton Pritchard,
 Francis Okoro, Will Richardson
 Key Losses Paul White, Ehab Amin,
 Kenny Wooten, Bol Bol, Louis King
 Head Coach Dana Altman (10th year)
 Record at Oregon 245-98
 Career Record 778-365 (35th year)
 NCAA Division I Record 655-341 (31st year)
 Assistant Coach Tony Stubblefield
 Assistant Coach Kevin McKenna
 Assistant Coach Mike Mennenga
 Director of Basketball Operations Josh Jamieson
 Strength Coach Evan VanBecelaere
 Athletic Trainer Clay Jamieson
 Men's Basketball Contact Greg Walker
 Office Phone (541) 346-2252
 Cell Phone (541) 954-8775
 Email gswalker@uoregon.edu
 Sr. Assoc. A.D., Communications Jimmy Stanton
 Office Phone (541) 346-5538
 Cell Phone (615) 975-7322
 Email jstanton@uoregon.edu
 Athletics Website GoDucks.com

2019-20 OREGON MEN'S BASKETBALL NUMERICAL ROSTER

No.	Name	Pos	Ht.	Wt.	Cl.	Exp.	Hometown (High School / College)
0	Will Richardson	G	6-5	180	So.	1V	Hinesville, Ga. (Oak Hill Academy)
1	N'Faly Dante	C	6-11	250	Fr.	HS	Bamako, Mali (Sunrise (Kan.) Christian Academy)
2	Eugene Omoruyi	F	6-6	235	Sr.	TR	Rexdale, Ontario (Orangeville Prep / Rutgers)
4	Eddy Ionescu	G	6-6	190	R-Jr.	TR	Walnut Creek, Calif. (Miramonte HS / CCSF)
3	Payton Pritchard	G	6-2	190	Sr.	3V	West Linn, Ore. (West Linn HS)
5	Chris Duarte	G	6-6	190	Jr.	TR	Puerto Plata, Dominican Republic (Redemption Christian / Northwest Florida State College)
10	Shakur Juiston	F	6-7	225	R-Sr.	TR	Newark, N.J. (Eastside HS / Hutchinson CC / UNLV)
13	Chandler Lawson	F	6-8	205	Fr.	HS	Memphis, Tenn. (Wooddale High School)
14	C.J. Walker	F	6-8	200	Fr.	HS	Sanford, Fla. (Oak Ridge High School)
15	Lök Wur	F	6-8	200	Fr.	HS	Omaha, Neb. (Papillion La Vista South High School)
22	Addison Patterson	G	6-6	195	Fr.	HS	Milton, Ontario (Bella Vista College Prep)
25	Luke Osborn	G	6-6	200	R-Jr.	1V	Clackamas, Ore. (Tualatin HS / Clark CC)
32	Anthony Mathis	G	6-4	185	R-Sr.	TR	West Linn, Ore. (West Linn HS / New Mexico)
33	Francis Okoro	F	6-9	235	So.	1V	Imo, Nigeria (Normal West (Ill.) HS)
50	Eric Williams Jr.	F	6-6	200	Jr.	TR	Port Huron, Mich. (New Haven HS / Duquesne)
54	Will Johnson	G	6-1	180	R-So.	1V	Pacific Palisades, Calif. (Palisades HS)

Head Coach: Dana Altman (Eastern New Mexico, 1980; Western State, 1981), 10th year (245-98)

Career Record: 778-365 (35th year);

NCAA Division I Record: 655-341 (31st year)

Assistant Coaches:

Tony Stubblefield (Nebraska-Omaha, 1995), 10th year;

Kevin McKenna (Creighton, 1993), 10th year;

Mike Mennenga (Morehead State, 1993), 6th year

Director of Operations:

Josh Jamieson (Southern Oregon, 2000), 16th year

Strength & Conditioning Coach:

Evan VanBecelaere (Kansas, 2013), 2nd year

Athletic Trainer:

Clay Jamieson (Arizona, 1994), 22nd year

Video Coordinator:

Patrick Scully (Oregon, 2017), 1st year

Graduate Manager: Bryce White**Undergraduate Managers:** Tyler Liang,

Brian O'Reilly, Payton Sieveke,

Griffin Silverman, Tripp Smith, Sam Stack

Administrative Assistant: Blake McMahon

Pronunciation Guide

N'Faly Dante	nn-FALL-ee
Eddy Ionescu	yoh-NESS-coo
Shakur Juiston	sha-KURR JUICE-tin
Mike Mennenga	MEN-eh-gah
Francis Okoro	oh-KOR-oh
Eugene Omoruyi	oh-moh-ROO-ye
Lök Wur	luke war

OREGON SPORTS NETWORK - RADIO

Baker City KKBC, 95.3 FM
 Bend KBND, 1110AM / 100.1 FM
 Coos Bay KWRO, 630 AM / 101.1 FM
 Eugene KUJZ 95.3 FM*
 Florence KCST, 106.9 FM
 Klamath Falls KRJW, 1240 AM
 La Grande KRJT, 105.9 FM
 Lebanon KGAL, 1580 AM
 Lincoln City KBCH, 1400 AM
 Medford KCMX, 880 AM
 Portland The Fan, 1080AM*
 Roseburg KQEN, 1240 AM
 Salem KYKN, 1430 AM
 Waldport KWDP, 820 AM
 TuneIn Radio
 GoDucks GameDay App
 GoDucks.com/LiveAudio

* Flagship Station

All regular-season games are broadcast on the 16-station Oregon Sports Network from Learfield IMG College. Joey McMurry, in his third season, and Jerry Allen, in his 33rd season, have the action. Oregon games can also be heard (on a game-to-game basis) on Sirius and XM satellite radio.

INTERNET COVERAGE FOR OREGON MBB

Live audio and stats will be available for all games on goducks.com. UO basketball representatives will make periodic appearances throughout the season on **Duck Insider**, a daily sports radio show webcast on Facebook.com/goducks, hosted by Joey McMurry from 1-2 p.m. that features interviews with coaches and student-athletes. From January to March, Oregon men's and women's basketball coaches and players join Joey McMurry and Terry Jonz on Tip-off Tuesday, the Oregon basketball coaches show. Tune in every Tuesday at 7 p.m. across OSN and watch the show on the Oregon basketball Facebook and Twitter pages.

2019-20 DUCKS IN THE POLLS

Week	AP	Coaches
Preseason	15	14
Nov. 11	14	No Poll
Nov. 18	11	11
Nov. 25	11	10
Dec. 2	13	14
Dec. 9	10	13
Dec. 16	8	10
Dec. 23	6	7

HONORS

Payton Pritchard

Oscar Robertson Trophy National Player of the Week (Dec. 9-15)

Pac-12 Player of the Week (Dec. 9-15)

2019 Battle 4 Atlantis All-Tournament Team

2020 Oscar Robertson Trophy Watch List

2020 Naismith Trophy Preseason Watch List

2020 Wooden Award Preseason Top 50

2020 Bob Cousy Point Guard of the Year Watch List

2020 Preseason No. 7 PG Nationally, The Athletic

2020 Preseason All-Pac-12 First Team

2019 Pac-12 Tournament Most Outstanding Player

2019 Pac-12 All-Tournament Team

N'Faly Dante

2020 Preseason All-Pac-12 Second Team

C.J. Walker

2020 Preseason All-Pac-12 Honorable Mention

Team

NABC Division I National Team of the Week (Dec. 9-15)

DOUBLE-DOUBLES

	PTS	REB
Francis Okoro (Season - 2; Career - 2)		
Montana (12-18-19)	12	17
Fresno State (11-5-19)	10	10
Shakur Juiston (Season - 1; Career - 19)		
Memphis (11-12-19)	17	10
Payton Pritchard (Season - 1; Career - 3)		
Hawaii (12-7-19)	20	*11

*assists

QUOTE SHEET

"Dana Altman will beat your five with his five and then take your five and beat his five."

- Doug Gottlieb

"Long way to go of course, but if I had to cast a vote for national POY right now, it would go to Payton Pritchard."

-Seth Davis

"Disagree if you want but I'd take Payton Pritchard from Oregon as my pick for best college point guard in the country. Dude is a winner"

-Jimmy Dykes

"They are a big-time team and I don't want to play them again."

-Roy Williams

NOTES

PRITCHARD PRODUCING AT ELITE LEVELS

After scoring a career-high tying 29 points with six assists and five rebounds Dec. 21 against Texas Southern, **Payton Pritchard** is the only Division I player in the nation averaging at least 19.0 points, 6.0 assists and 4.0 rebounds per game. He's also averaging 1.9 steals a game.

PRITCHARD AND RON LEE IN CLUB OF TWO

Payton Pritchard is now one of just two players in program history with 1,500 points, 500 assists and 400 rebounds, joining UO Hall of Famer **Ron Lee**.

PRITCHARD REACHES 1,500 POINTS

Payton Pritchard became the 14th 1,500-point scorer in program history Dec. 18 against Montana. Dec. 21 against Texas Southern, he passed **Aaron Brooks** (1,511/2003-07) for 13th in UO history and now shows 1,538 career points. **E.J. Singler** (1,546/2009-13) is 12th and **Blair Rasmussen** (1,554/1981-85) is 11th.

SIXTH MAN

Sophomore **Will Richardson** scored a season-high 18 points Dec. 21 against Texas Southern. That's the fourth time in the last five games that he's come off the bench to score in double figures. Richardson leads the Pac-12 in three-point field goal percentage (.615).

DANTE DEBUTS, OKORO SOARS

N'Faly Dante made his much anticipated Oregon Dec. 18 against Montana. The freshman from Bamako, Mali, scored 11 points in 14 minutes. Not to be outdone, **Francis Okoro** scored 12 points with a career-high 17 rebounds. It was the most rebounds by a Duck since **Chris Boucher** hauled in 19 boards against Montana on Dec. 13, 2016. It was Okoro's second double-double of the season and his career.

HISTORIC WIN AGAINST MICHIGAN

The Ducks' 71-70 win over No. 5 Michigan on Dec. 14 was the program's first regular season non-conference win over a top-five opponent in school history. The Ducks' previous best was an 86-73 win against No. 10 Providence on Jan. 4, 1975, in Eugene. It was also the program's first road win over a top 5 team since Oregon defeated No. 5 UCLA 65-45 on Feb. 21, 1976, in Pauley Pavilion. That win by the Ducks snapped UCLA's 98-game home winning streak, the third-longest home winning streak in NCAA history.

DUCKS NOTCH THREE TOP-13 WINS

The Ducks have wins over three top-13 teams so far in 2019-20. Oregon topped No. 13 Memphis, 82-74, on Nov. 12. Oregon then repeated that feat with a 71-69 win against No. 13 Seton Hall at the Battle 4 Atlantis. The Ducks capped that stretch with a 71-70 overtime win at No. 5 Michigan on Dec. 14.

STRENGTH OF SCHEDULE

Oregon has arguably played the most difficult schedule in the nation so far this season. The Ducks' five games against top-15 teams leads the nation.

Teams that have played four or more top-15 teams this season (as of Dec. 26)

5- Oregon

4- Michigan

4- North Carolina

PRITCHARD NAMED PAC-12 PLAYER OF THE WEEK

Oregon guard **Payton Pritchard** was named Pac-12 Player of the Week and Oscar Robertson Trophy National Player of the Week after leading Oregon to an historic win Dec. 14 at No. 5 Michigan. The senior from West Linn, Ore., scored 15 of the Ducks' final 17 points to lead Oregon to a 71-70 win in overtime. Pritchard led all players with 23 points, including 19 in the second half and overtime in Ann Arbor. The Wooden Award, Naismith and Robertson Trophies and Cousy Award nominee went 6-of-8 from floor for 13 points in the second half and 3-of-4 for six points in overtime to will the Ducks to victory. This is Pritchard's first career Pac-12 Player of the Week honor. The upset was Oregon's third top-15 victory this season - all of which have come away from home, the only school in the country with such a résumé.

THAT 70's SHOW

Under **Dana Altman**, Oregon is 169-20 when holding opponents under 70 points, including a 134-12 mark the last six seasons. Hello, Wisconsin!

NUMBERS

OREGON'S 2019-20 RECORD WHEN ...

At home	7-0
On the road.....	1-0
Neutral site.....	2-2
Overtime games	0-1
vs. Top-25 team	3-2
Leading at the half	8-0
Behind at the half.....	1-2
Tied at the half.....	1-0
Game decided by 1-4 points	2-2
Game decided by 5-9 points	2-0
Game decided by 10-14 points	2-0
Game decided by 15 points or more.....	4-0
UO scores under 50 points.....	0-0
UO scores 50-59 points	0-0
UO scores 60-69 points	1-0
UO scores 70-79 points	4-2
UO scores 80-89 points	4-0
UO scores 90-99 points	0-0
UO scores 100+ points	1-0
Opponent scores 70 or more points	4-2
Opponent scores 60-69 points	3-0
Opponent scores 50-59 points	1-0
Opponent scores under 50 points	2-0
UO out-rebounds the opponent	6-0
UO is out-rebounded by opponents	2-2
Same number of rebounds.....	2-0
UO has more assists than opponents	5-1
UO has fewer assists than opponents.....	4-0
Same number of assists	1-1
UO has more steals than opponents.....	9-2
UO has fewer steals than opponents	0-0
Same number of steals.....	1-0
UO has more blocks than opponents	3-1
UO has fewer blocks than opponents.....	4-1
Same number of blocks	3-0
UO has a better shooting percentage	10-0
UO has a worse shooting percentage.....	0-2
Same shooting percentage	0-0
UO shoots 50 percent or better on FGs.....	6-0
UO shoots less than 50 percent on FGs	4-2
UO with more TOs than opponents.....	5-0
UO with fewer TOs than opponents	4-2
Same number of TOs.....	1-0
UO with more fouls than opponents	2-1
UO with fewer fouls than opponents.....	6-0
Same number of fouls	2-1
UO wearing white uniforms	5-0
UO wearing "Duck logo" white uniforms	0-0
UO wearing yellow uniforms.....	2-0
UO wearing "Fighting Ducks" yellow uniforms	0-0
UO wearing green uniforms.....	3-1
UO wearing "Fighting Ducks" green uniforms	0-0
UO wearing black uniforms	0-1
UO in November games.....	6-2
UO in December games.....	4-0
UO in January games.....	0-0
UO in February games.....	0-0
UO in March games	0-0

NATIONAL RANKINGS - TEAM

	Stat	NCAA Rank	Pac-12 Rank
Scoring Offense	78.8 ppg	48	3
Scoring Defense	66.6 ppg		8
Scoring Margin	+12.3	49	4
FG Pct.	.488	22	5
FG Pct. Defense	.386	43	4
3FG Pct.	.408	9	1
3FG Pct. Defense	.296		2
3FG Per Game	8.5 pg		1
FT Pct.	.681		11
Rebounds	37.3 rpg		8
Rebound Margin	+3.6		7
Assists	14.3 apg		5
Blocks	2.8 bpg		9
Steals	7.2 spg		5
Turnover Margin	+0.42		7
Assist-to-TO Ratio	1.13-to-1		4

NATIONAL RANKINGS - INDIVIDUAL

	Stat	NCAA Rank	Pac-12 Rank
Payton Pritchard			
Scoring	19.6 ppg	40	4
3FG Pct.	.406		15
3FG Per Game	2.2 pg		5
Assists	6.0 apg	24	2
Assist-to-TO	2.00-to-1		6
Steals	1.9 spg		5
Minutes	34.9 mpg		1
Total Minutes	418		2
Anthony Mathis			
3FG Pct.	.508	7	2
3FG Per Game	2.8 pg		2
Francis Okoro			
Rebounds	6.9 rpg		10
Will Richardson			
FG Pct.	.529		15
3FG Pct.	.615		1

TEAM WINS (Bold = all wins came under Altman)

MOST TEAM WINS, 10-SEASON SPAN

Seasons	Wins
2009-19	251
2010-20	245
2008-18	234
2007-17	226
2006-16	222

MOST TEAM WINS, NINE-SEASON SPAN

Seasons	Wins
2010-19	235
2009-18	226
2011-20	224
2008-17	211
2007-16	196

MOST TEAM WINS, EIGHT-SEASON SPAN

Seasons	Wins
2011-19	214
2010-18	210
2009-17	203
2012-20	200
2008-16	178

MOST TEAM WINS, SEVEN-SEASON SPAN

Seasons	Wins
2012-19	190
2011-18	189
2010-17	187
2013-20	172
2009-16	170

MOST TEAM WINS, SIX-SEASON SPAN

Seasons	Wins
2011-17	166
2012-18	165
2013-19	162
2010-16	154
2014-20	148
2009-15	139

MOST TEAM WINS, FIVE-SEASON SPAN

Seasons	Wins
2012-17	142
2014-19	138
2013-18	137
2011-16	133
2010-15	123
2015-20	121

MOST TEAM WINS, FOUR-SEASON SPAN

Seasons	Wins
2013-17	114
2014-18	113
2015-19	112
2012-16	109
2011-15	102
2010-14	97
2016-20	91

NOTES

PRITCHARD SECOND IN THE PAC-12 IN ASSISTS

Payton Pritchard ranks second in the Pac-12 in assists at 6.0 per game. He is the only player ranked in the Pac-12's top five in scoring and assists, averaging 19.6 points per game (fourth). By scoring 20 points with 11 assists Dec. 7 against Hawaii, Pritchard became the first Duck with a 20-point, 10-assist game since **Johnathan Loyd** in 2013-14.

MATHIS SETS MKA RECORD

Senior transfer **Anthony Mathis** had a breakout game Nov. 9 against Boise State when he scored a career-high 30 points - including a Matthew Knight Arena record nine three-pointers. He followed that with six three-pointers in the Ducks' Dec. 14 upset of No. 5 Michigan. Mathis ranks second in the Pac-12 and seventh nationally in three-point field goal percentage (.508) and is second in the Pac-12 with 2.8 three-pointers per game.

PRITCHARD LEADS NCAA IN CONSECUTIVE STARTS

Senior guard **Payton Pritchard** has started 121 consecutive games, a streak that leads the NCAA. Pritchard came off the bench his first four games as a freshman before moving into the starting lineup for the last 121 in a row.

BATTLE TESTED

Oregon played three consecutive top-15 opponents at the Battle 4 Atlantis - No. 13 Seton Hall, No. 8 Gonzaga and No. 6 North Carolina. The games were decided by two points, one point and four points. The Ducks defeated Seton Hall 71-69, fell to Gonzaga 73-72 in overtime and lost to North Carolina 78-74. The combined score of the games was 217-220 with an average margin of victory of 2.3 points per game.

LEADERS OF THE PACK

During November, the Ducks played six consecutive games against teams that were picked to finish first or second in their respective preseason poll: Memphis (tie-1st, American Athletic), UT Arlington (2nd, Sun Belt), Houston (tie-1st, American Athletic), Seton Hall (1st, Big East), Gonzaga (1st, West Coast) and North Carolina (2nd, ACC). The Ducks added two more teams to that list before Christmas - Montana (2nd, Big Sky) and Texas Southern (2nd, SWAC).

BATTLE READY

Oregon's freshmen had a coming out party at the Battle 4 Atlantis. **C.J. Walker** scored 12 points against both Seton Hall and Gonzaga. He also averaged 4.0 rebounds per game and made three-of-four three-point field goal attempts. **Chandler Lawson** averaged 6.0 points and 4.0 rebounds per game for the tournament, while **Addison Patterson** hit a pair of three-pointers. The solid play continued Dec. 7 against Hawaii with Walker scoring a season-high 18 points, Patterson adding 10 and Lawson grabbing five rebounds.

ISLAND TIME

Dominican Republic native **Chris Duarte** enjoyed his return to the Caribbean. He averaged 14.3 points and 7.0 rebounds per game at the Battle 4 Atlantis and tied his season high of 16 points against both Gonzaga and North Carolina.

PAC-12 ANNOUNCES 20-GAME SCHEDULE FOR 2020-21

The Pac-12 will go to a 20-game schedule next year. This week, the conference announced that the Ducks will host UCLA on Dec. 3, 2020, and travel to Washington on Dec. 6.

FOR THE DEFENSE

Oregon held UT Arlington to its worst shooting performance in school history on Nov. 17. The Mavericks made 15-of-64 field goal attempts (23.4 percent). After letting UTA take a 14-11 lead with 14:00 to go in the first, the Mavericks scored just 33 points in the final 34 minutes of the game. That was the best defensive effort for the Ducks since holding Eastern Washington to 23.1 percent from the field last season (Nov. 9, 2018).

ALTMAN ALONE ATOP OREGON'S WINS LIST

Dana Altman became the school's all-time winningest coach when Oregon defeated Fresno State in the 2019-20 season opener. He passed **Ernie Kent**, who won 235 games in 13 seasons (1998-2010) with the Ducks.

WOODEN UP NEXT FOR ALTMAN

Dana Altman is currently 29th in all-time NCAA Division I coaching wins with 655. No. 28 on that list is John Wooden, who had 664 career wins for Indiana State and UCLA.

DUCKS SIGN ALTMAN THROUGH 2025-26

In March of 2019, University of Oregon Director of Athletics Rob Mullens announced a contract extension with head coach **Dana Altman** that will keep him in Eugene through the 2025-26 season.

ALTMAN NOW WINS LEADER AT TWO DIVISION I SCHOOLS

Dana Altman is now the winningest coach at two Division I institutions - Oregon (245) and Creighton (327 wins in 16 seasons). He's one of just eight coaches who is the current career wins leader at two different NCAA Division I institutions. The others include Jim Calhoun (Connecticut, Northeastern), Cliff Ellis (Clemson, Coastal Carolina), Lou Henson (Illinois, New Mexico State), Ron Hunter (Georgia State, IUPUI), Danny Kaspar (Stephen F. Austin, Texas State), Gregg Marshall (Wichita State, Winthrop) and Willis Wilson (Rice, Texas A&M Corpus Christi).

PRITCHARD WITHIN STRIKING DISTANCE OF UO CAREER RECORDS

Senior **Payton Pritchard** has a chance to break a number of school career records, including steals, assists, wins and games played. He currently has 187 steals and 559 assists. **Kenya Wilkins** (1993-97) currently holds the records in both categories (213 steals, 614 assists) and both are well within Pritchard's reach. Pritchard is just the third member of Oregon's 90-win club (players who have played in at least 90 victories as a Duck) and currently sits alone in second with 91. The career leader in wins is **Johnathan Loyd**, who won 97 games as a Duck between 2010-14. Pritchard has also played 125 games at Oregon. Loyd is the Ducks' all-time leader in games played with 144.

PRITCHARD PASSES RIDNOUR, REACHES 500 CAREER ASSISTS

With seven assists Nov. 9 against Boise State, **Payton Pritchard** passed UO Hall of Famer **Luke Ridnour** (500/2000-03) for third on the UO career charts and now has 559. **Ron Lee** (572/1972-76) is second.

PRITCHARD SOARS UP CAREER STEALS LIST

With 25 steals in the last 11 games of 2018-19, junior guard **Payton Pritchard** leapt from ninth to second on UO's career steals list. He now shows 187 career steals and trails only school record holder **Kenya Wilkins** (213/1993-97).

PRITCHARD TOPS NCAA IN MINUTES PLAYED

Payton Pritchard played in 1,349 minutes in 2018-19 to lead Division I in minutes played. He edged Virginia's Kyle Guy (1,344) by five minutes.

OKORO NETS FIRST DOUBLE-DOUBLE, SETS CAREER HIGH

Sophomore **Francis Okoro** netted his first career double-double in the season opener against Fresno State (10 points, 10 rebounds). He followed that with a career-high 12 points Nov. 22 against Houston.

DOUBLE-DOUBLE MACHINE

Shakur Juiston nearly had back-to-back double-doubles last month. He had season highs in points (17) and rebounds (10) Nov. 12 against Memphis for his first double-double of the season (19th career). That came after he posted a career-high nine assists with 16 points Nov. 9 against Boise State.

NBA DRAFT NOTES

With **Bol Bol** being drafted by Denver in the second round of the 2019 NBA Draft, Oregon is now one of just seven programs nationally that has produced five or more NBA Draft picks over the last three seasons. Oregon is joined in that elite echelon of college programs by Duke (11), Kentucky (10), UCLA (6), Villanova (6), Florida State (5) and North Carolina (5).

PAYTON PRITCHARD BY THE NUMBERS

LEADER OF THE PAC

A four-year starter for the Ducks, Payton Pritchard ranks at or near the top of the Pac-12 in a number of career categories among active players.

Category	Pac-12 Rank	National Rank	Stat
Assists	1	4	559
Assist to TO	1	8	2.30
Steals	1	T5	187
Games	1	2	125
Points	2	31	1,538
Made FGs	2	34	523
Made 3s	2	22	226

*rankings as of 12/26/19

MISCELLANEOUS STATS

Double-Digit Scoring Games

2016-17	2017-18	2018-19	2019-20	Total
9	27	26	12	74

20-Point Games

2016-17	2017-18	2018-19	2019-20	Total
0	7	6	5	18

5-Plus Assist Games

2016-17	2017-18	2018-19	2019-20	Total
10	17	18	9	54

3-Plus Steal Games

2016-17	2017-18	2018-19	2019-20	Total
3	7	13	5	28

CAREER SCORING BREAKDOWN

Category	Games	Points	PPG
Home	60	791	13.2
Road	34	383	11.3
Neutral	31	364	11.7
Conference	54	603	11.2
Nonconference	51	707	13.9
Postseason	20	228	11.4
First Half	125	652	5.2
Second Half/OT	125	886	7.1

BY THE NUMBERS

2

Pritchard is **one of two players** in UO history with 1,500 points, 500 assists and 400 rebounds in a career, joining only Ron Lee.

91

Pritchard is one of just three players with 90 or more career wins and is **second in Oregon history with 91**. He is six wins behind Johnathan Loyd for the program career record.

121

Pritchard currently has the longest active games started streak in the NCAA at **121 consecutive** games, dating back to his first career start vs. Tennessee in 2016. He is also second among NCAA active leaders with 125 games played.

125

Pritchard owns the nation's longest active streak of consecutive games with a point. The senior has **scored a point in all 125 of his career games** played, including 16 straight double-digit performances dating back to last year.

1,349

As a junior, Pritchard led the nation in **total minutes played with 1,349**, while starting all 38 games. He is averaging 32.9 minutes played per game in his career, averaging over 35 minutes a game as both a sophomore and junior.

1,538

After becoming the 37th in UO history to reach 1,000 career points, Pritchard is currently 13th with **1,538**. He is eight points behind E.J. Singler for 12th all-time at 1,546 career points.

NCAA ACTIVE CAREER LEADERS

Assists

1. Cassius Winston (Michigan State)	787
2. Josh Sharkey (Samford)	645
3. Tommy Funk (Army)	584
4. Payton Pritchard (Oregon)	559
5. Xavier Simpson (Michigan)	537

Assist to Turnover Ratio

1. Jeff Dowtin (Rhode Island)	3.00
2. Xavier Simpson (Michigan)	2.73
3. Cassius Winston (Michigan State)	2.52
4. Jordan Bohannon (Iowa)	2.37
Malik Johnson (Canisius)	2.37
6. Desure Blue (Hofstra)	2.36
7. Kameon Langley (North Carolina A&T)	2.32
8. Payton Pritchard (Oregon)	2.30

Steals

1. Josh Sharkey (Samford)	245
2. Sa'eed Nelson (American)	221
3. Jacob Gilyard (Richmond)	220
4. Andrew Kostecka (Loyola Md.)	191
5. Payton Pritchard (Oregon)	187
Quinton Rose (Temple)	187
Ivy Smith Jr. (Grambling)	187

Games Played

1. Xavier Simpson (Michigan)	128
2. Payton Pritchard (Oregon)	125

CAREER HONORS & AWARDS

2019-20 (Senior Season)

-Oscar Robertson Trophy National Player of the Week (12/17)
 -Pac-12 Player of the Week (12/16)
 -Battle 4 Atlantis All-Tournament Team
 -John R. Wooden Award Preseason Watch List
 -Oscar Robertson Trophy Watch List
 -Bob Cousy Point Guard of the Year Preseason Watch List
 -Preseason All-Pac-12 first Team
 -Preseason No. 7 ranked point guard (The Athletic)

2018-19 (Junior Season)

-Pac-12 Tournament Most Outstanding Player
 -Pac-12 All-Tournament Team

2017-18 (Sophomore Season)

-All-Pac-12 Second Team

MKA RECORDS

Payton Pritchard currently holds a share of two Matthew Knight Arena records.

Assists

13, Johnathan Loyd vs. Pacific, 11-29-2013;
 13, Malcolm Armstead vs. Oregon State, 2-19-2011;
13, Payton Pritchard vs. Savannah State, 12-3-2016

Steals

6, Joseph Young vs. USC, 2-1-2014;
6, Payton Pritchard vs. Washington State, 1-27-2019

NUMBERS

UO SINGLE GAME RECORD WATCH

STEALS

Rank	Stls.	Player	Opponent	Date
1	9	Kenya Wilkins	Boise State	12-20-1996
2	8	Ron Lee	UNC-Charlotte	3-15-1976
	8	Terrell Brandon	Arizona State	3-7-1991
4	6	Ron Lee	Hawaii	11-28-1975
	6	Ron Lee	San Jose State	1-3-1976
	6	Darius Wright	USC	1-7-1999
	6	Malcolm Armstead	Washington	3-11-2011
	6	Mike Moser	Georgetown	11-8-2013
	6	Joseph Young	USC	2-1-2014
6		Payton Pritchard	Washington State	1-27-2019

UO SEASON RECORD WATCH

ASSISTS

Rank	Asst.	Player	Games	Year
1	218	Luke Ridnour	33	2002-03
2	184	Ron Lee	30	1975-76
3	176	Luke Ridnour	35	2001-02
4	175	Payton Pritchard	38	2018-19
5	174	Terrell Brandon	29	1989-90
6	172	Kenya Wilkins	29	1995-96
7	171	Kenya Wilkins	28	1994-95
	171	Payton Pritchard	36	2017-18
9	167	Malcolm Armstead	38	2010-11
10	163	Ron Lee	30	1974-75

STEALS

Rank	Stls.	Player	Games	Year
1	89	Malcolm Armstead	38	2010-11
2	71	Arsalan Kazemi	35	2012-13
3	68	Payton Pritchard	38	2018-19
4	65	Malcolm Armstead	32	2009-10
5	63	Terrell Brandon	28	1990-91
	63	Fred Jones	35	2001-02
	63	Luke Ridnour	33	2002-03
8	61	Kenya Wilkins	29	1995-96
9	58	Luke Ridnour	35	2001-02
10	55	Kenya Wilkins	28	1996-97
	55	Troy Brown Jr.	35	2017-18

UO CAREER RECORD WATCH

COACHING VICTORIES

Rank	Wins	Coach	Years
1	245	Dana Altman	2010-
2	235	Ernie Kent	1997-10
3	212	Howard Hobson	1935-47
4	180	W.J. Reinhart	1923-35
5	179	Steve Belko	1956-71

UO 80-WIN CLUB

Player	Wins
Johnathan Loyd (2010-14)	97
Payton Pritchard (2016-20)	91
Casey Benson (2014-17)	90
E.J. Singler (2009-13)	89
Dillon Brooks (2014-17)	87
Jordan Bell (2014-17)	82
Fred Jones (1998-02)	81
Joevan Catron (2006-09, 2011)	81
Elgin Cook (2014-16)	81
Luke Jackson (2000-04)	80
Dick Wilkins (1944-48)	80

GAMES PLAYED

Player	Games
Johnathan Loyd (2010-14)	144
E.J. Singler (2009-13)	142
Garrett Sim (2008-12)	136
Joevan Catron (2006-09, 2011)	133
Maarty Leunen (2004-08)	127
Luke Jackson (2000-04)	126
Tajuan Porter (2006-10)	126
Fred Jones (1998-02)	125
Payton Pritchard (2016-20)	125

SCORING

Rank	Points	Player	Games	Years
1	2,085	Ron Lee	112	1972-76

6	1,674	Orlando Williams	112	1991-95
7	1,644	Stan Love	78	1968-71
	1,644	Fred Jones	125	1998-02
	1,644	Malik Hairston	117	2004-08
10	1,612	Dillon Brooks	109	2014-17
11	1,554	Blair Rasmussen	114	1981-85
12	1,546	E.J. Singler	142	2009-13
13	1,538	Payton Pritchard	125	2016-20
14	1,511	Aaron Brooks	115	2003-07
15	1,488	Kenya Wilkins	117	1993-97

FIELD GOALS

Rank	FG	Player	Games	Years
1	838	Ron Lee	112	1972-76
2	714	Anthony Taylor	115	1984-88
3	675	Greg Ballard	115	1973-77
4	645	Luke Jackson	126	2000-04
5	629	Stan Love	78	1968-71
6	618	Blair Rasmussen	114	1981-85
7	612	Malik Hairston	117	2004-08
8	587	Dillon Brooks	109	2014-17
9	584	Tajuan Porter	126	2006-10
10	567	Orlando Williams	112	1991-95
				Also
	523	Payton Pritchard	125	2016-20

3-POINT FIELD GOALS

Rank	3FG	Player	Games	Years
1	345	Tajuan Porter	126	2006-10
2	282	Orlando Williams	112	1991-95
3	242	James Davis	115	2000-04
4	226	Payton Pritchard	125	2016-20
5	223	Terik Brown	116	1995-99

ASSISTS

Rank	Asst.	Player	Games	Years
1	614	Kenya Wilkins	112	1993-97
2	572	Ron Lee	112	1972-76
3	559	Payton Pritchard	125	2016-20
4	500	Luke Ridnour	96	2000-03
5	471	Aaron Brooks	115	2003-07

STEALS

Rank	Stls.	Player	Games	Years
1	213	Kenya Wilkins	112	1993-97
2	187	Payton Pritchard	125	2016-20
3	160	Luke Jackson	126	2000-04
4	154	Malcolm Armstead	70	2010-11
5	152	Johnathan Loyd	144	2010-14

DUCKS PICKED TO WIN PAC-12

Oregon has been chosen to win the 2019-20 Pac-12 men's basketball title in a vote of 27 media members who cover the league. It is the second consecutive season and third time in the past four years that the Ducks are the media's pick to wear the Pac-12 crown under 10th year head coach Dana Altman. With the UO women's team earning the media's nod to win the 2019-20 title on Monday, Oregon has now been the preseason pick to sweep the league's basketball crowns for the second consecutive year.

2019-20 PAC-12 MEN'S BASKETBALL PRESEASON MEDIA POLL

TEAM (first-place votes)	POINTS
1. Oregon (9)	291
2. Colorado (9)	288
3. Washington (6)	273
4. Arizona (2)	263
5. USC (1)	198
6. Arizona State	187
7. Oregon State	161
8. UCLA	148
9. Utah	131
10. Stanford	84
11. Washington State	47
12. California	35

OREGON BASKETBALL DID YOU KNOW?

- Oregon won the very first NCAA Championship in 1939, beating Ohio State 46-33. The game was played at Northwestern.
- In 2016-17, Oregon made it back to the Final Four for the first time since 1939.
- Head coach **Dana Altman** was a walk-on in junior college and is an Eagle Scout.
- Assistant coach **Kevin McKenna** won an NBA Championship in 1982 playing with Magic Johnson, Kareem Abdul-Jabbar and the Los Angeles Lakers.
- **Payton Pritchard** was a four-time state champion at West Linn (Oregon) High School (Oregon) and teammate **Anthony Mathis** joined him for the first three of those titles. Mathis moved in with Pritchard's family the summer before his seventh grade year.

NBA ROSTER NOTES

Oregon has five alums currently playing in the NBA in 2019-20. **Chris Boucher** won a World Championship with Toronto last season and is in his second year with the Raptors (third overall). Another former World Champion, **Jordan Bell**, is in his first season with Minnesota (third overall) after spending the previous two years with the Golden State Warriors. **Dillon Brooks** is in his third season with Memphis, while this is year two in Washington for **Troy Brown Jr.** **Louis King** became the latest Duck to join the NBA ranks when he made his debut for Detroit Dec. 26 versus Washington. King (Detroit/Grand Rapids Drive) and **Bol Bol** (Denver/Fort Wayne Mad Ants) are two-way contract. Bol has yet to be called up to the NBA. Other Ducks in the NBA G League include **Paul White** (Salt Lake City Stars) and **Kenny Wooten** (Westchester Knicks).

ALTMAN ONE OF SIX COACHES WITH 22 CONSECUTIVE WINNING SEASONS

Dana Altman is one of six active head coaches in NCAA Division I who have posted a winning record for the last 22 consecutive seasons (the other five are in the Hall of Fame). For Altman, that streak runs from the 1997-98 season through 2018-19, and covers his final 13 seasons at Creighton and his first nine in Eugene.

Active 22-plus Consecutive Winning Seasons as a Head Coach

- 43 *Jim Boeheim - Syracuse, 1976-77 – 2017-19
- 36 *Mike Krzyzewski - Duke, 1983-84 – 2018-19+
- 31 *Roy Williams - Kansas, North Carolina, 1988-89 – 2017-19
- 24 *Bill Self - Oral Roberts, Tulsa, Illinois, Kansas, 1995-96 – 2017-19
- 23 *Tom Izzo - Michigan State, 1996-97 – 2018-19
- 22 Dana Altman - Creighton, Oregon, 1997-98 – 2018-19**

* member of the Hall of Fame

+ During the '94-95 season, Krzyzewski coached the team to a 9-3 record before taking a leave of absence to recover from back surgery.

ALTMAN REACHES 600 WINS

Dana Altman is the 34th NCAA Division I coach to reach 600 career wins all-time. He is one of 13 active coaches with 600 wins. That list also currently includes Mike Krzyzewski (Duke), Jim Boeheim (Syracuse), Roy Williams (North Carolina), Bob Huggins (West Virginia), Cliff Ellis (Coastal Carolina), John Calipari (Kentucky), Rick Barnes (Tennessee), Bill Self (Kansas), Lon Kruger (Oklahoma), Jim Larranaga (Miami, Fla.), Tubby Smith (High Point), and Tom Izzo (Michigan State). Krzyzewski, Boeheim, Williams, Calipari, Self and Izzo are all members of the Basketball Hall of Fame.

NCAA Division I Career Wins (As of Dec. 28, 2019)

Rank	Wins	Coach
24	676	Mike Montgomery (Montana, Stanford, California)
25	675	Denny Crum (Louisville)
26	674	Ralph Miller (Wichita State, Iowa, Oregon State)
27	668	Gary Williams (American, Boston College, Ohio State, Maryland)
28	664	John Wooden (Indiana State, UCLA)
29	655	Dana Altman+ (Marshall, Kansas State, Creighton, Oregon)
30	648	Lon Kruger+ (UTRGV, Kansas State, Florida, Illinois, UNLV, Oklahoma)

+ active

HEY MAN, NICE SHOT

Oregon has made at least one three-point field goal in 761 consecutive games. The Ducks' last game without a three-pointer was Feb. 6, 1997, versus Washington. The Ducks last held an opponent without a three-pointer in 2015-16 when Cal went 0-for-12 from three-point range on Jan. 6, 2016.

MKA RECORDS FALL

Two Matthew Knight Arena records fell during the Ducks' Nov. 9 win over Boise State. As a team, Oregon shot 70.0 percent from the field (42-of-60), to shatter the previous mark of .653 set in 2013 against Western Carolina. The Ducks nearly broke the overall school record for field goal percentage, falling just short of the .710 mark that the team recorded versus Arizona in 1983. **Anthony Mathis** made nine three pointers to break the MKA mark of eight by Travis Hammonds of Long Beach State and Jordan Hayward of Central Arkansas. That was one shy of **Tajuan Porter's** school record of 10, set versus Portland State in 2006.

CONSISTENT COACHING STAFF

Success on the court often goes hand-in-hand with continuity off the court. During the nine-year **Dana Altman** era, Oregon has seen just one change on its coaching staff. That came following the 2013-14 season, when assistant coach **Brian Fish** accepted the head coaching job at Montana State, and was replaced by current assistant **Michael Mennenga**. Oregon's two other assistants, **Kevin McKenna** and **Tony Stubblefield**, have been with Altman at Oregon since day one. The Ducks' continuity extends even beyond the assistant coaches with director of operations **Josh Jamieson** in his 16th year and athletic trainer **Clay Jamieson** in his 22nd season in Eugene.

ALTMAN BECOMES PAC-12 TOURNAMENT'S WINNINGEST COACH

With four wins in the 2019 Pac-12 Tournament, **Dana Altman** became the winningest coach in Tournament history. He finished 2019 with 19 career Pac-12 Tournament wins. He passed Sean Miller, Arizona (17), and Lute Olson, Arizona (16), for the all-time lead.

DUCKS EARN NINTH STRAIGHT 20-WIN SEASON

Oregon earned its ninth consecutive 20-win season in 2018-19. The Ducks are one of only 12 schools nationally that have won 20 games in a row for at least nine consecutive seasons.

Teams with 9+ 20-Win Seasons:

Belmont, Cincinnati, Duke, Gonzaga, Kansas, Kentucky, Louisville, North Carolina, **Oregon**, Saint Mary's, Vermont and Wichita State.

OREGON SECURES NINTH STRAIGHT WINNING SEASON

Last year was Oregon's ninth straight winning season, something that hadn't happened in Eugene in 87 years. The only other time Oregon has had nine or more winning seasons in a row was the decade between 1923-32, when the program posted 10 consecutive winning seasons under coaches **William Reinhart** and **George Bohler**.

DUCKS IN THE DESERT

No one has won more Pac-12 Tournament games in Las Vegas than Oregon. The Ducks are 17-4 since the league moved the championship to the desert in 2013. In the seven tournaments in Las Vegas, the Ducks have played in five championship games (winning in 2013, 2016 and 2019) and have advanced to the semifinal round six times. The only year the Ducks departed Vegas prior to the semis was in 2014 after a quarterfinal loss to UCLA.

STARTING LINEUPS**2019-20 STARTING LINEUPS**

Opponent (W/L)	G	G	G/F	F	F
Fresno State (W)	Pritchard	Mathis	Duarte	Juiston	Okoro
Boise State (W)	Pritchard	Mathis	Duarte	Juiston	Walker
vs. Memphis (W)	Pritchard	Mathis	Duarte	Juiston	Okoro
UT Arlington (W)	Pritchard	Mathis	Duarte	Juiston	Okoro
Houston (W)	Pritchard	Mathis	Duarte	Juiston	Okoro
vs. Seton Hall (W)	Pritchard	Mathis	Duarte	Juiston	Okoro
vs. Gonzaga (L)	Pritchard	Mathis	Duarte	Juiston	Okoro
vs. North Carolina (L)	Pritchard	Mathis	Duarte	Juiston	Okoro
Hawaii (W)	Pritchard	Mathis	Duarte	Walker	Okoro
at Michigan (W)	Pritchard	Mathis	Duarte	Walker	Okoro
Montana (W)	Pritchard	Mathis	Duarte	Walker	Okoro
Texas Southern (W)	Pritchard	Mathis	Duarte	Walker	Okoro

Number of different lineups: 3

Record with different lineups (sorted by most starts):

5-2 Pritchard, Mathis, Duarte, Juiston, Okoro

4-0 Pritchard, Mathis, Duarte, Walker, Okoro

1-0 Pritchard, Mathis, Duarte, Juiston, Walker

Career starts at UO: Pritchard 121, Okoro 33, Richardson 12, Duarte 12, Mathis 12, Juiston 8, Walker 5

Consecutive starts at UO: Pritchard 121

Team

Scored 100+ pts.....	106, vs. Boise State (11-9-19)
Scored 107+ pts.....	114, vs. Alabama State (11-17-17)
Scored 115+ pts.....	*128, vs. Savannah State (12-3-16)
Held opponent under 50 pts.....	48, vs. Montana (12-18-19)
Held opponent under 48 pts.....	47, vs. UT Arlington (11-17-19)
Held opponent under 47 pts.....	46, vs. Stanford (2-10-19)
Held opponent under 46 pts.....	40, vs. Washington (2-8-18)
Held opponent under 40 pts.....	38, vs. Nebraska (12-15-12)
Won by 20+pts.....	33 (81-48), vs. Montana (12-18-19)
Won by 34+ pts.....	34 (81-47), vs. Eastern Washington (11-9-18)
Won by 35+ pts.....	58 (114-56), vs. Alabama State (11-17-17)
Won by 60+ pts.....	69 (128-59), vs. Savannah State (12-3-16)
Made 50%+ FG.....	52.0% vs. Texas Southern (12-21-19)
Made 53%+ FG.....	54.1% vs. Montana (12-18-19)
Made 55%+ FG.....	62.7% vs. Hawaii (12-7-19)
Made 63%+ FG.....	70.0% vs. Boise State (11-9-19)
Held opponent under 30%.....	23.4% vs. UT Arlington (11-17-19)
Held opponent under 23.4%.....	23.1% vs. Eastern Washington (11-9-18)
Made 55%+ 3-pt. FGs.....	68.4% (13-of-19), vs. Boise State (11-9-19)
Made 69%+ 3-pt. FGs.....	69.2% (9-of-13), vs. UCLA (1-24-15)
Made 70%+ 3-pt. FGs.....	72.7% (8-of-11), vs. Saint Louis (3-23-13)
Held opponent under 25% 3-pts.....	23.5% (4-of-17), vs. Montana (12-18-19)
Held opponent under 23% 3-pts.....	10.0% (2-of-20), vs. Houston (11-22-19)
Held opponent under 10% 3-pts.....	8.7% (2-of-23), vs. Utah (3-14-19)
Held opponent under 8.7% 3-pts.....	0.0% (0-of-12), vs. California (1-6-16)
Made 10+ 3-pt FGs.....	10-of-25, vs. Texas Southern (12-21-19)
Made 11+ 3-pt FGs.....	12-of-30, vs. North Carolina (11-29-19)
Made 13+ 3-pt FGs.....	13-of-19, vs. Boise State (11-9-19)
Made 14+ 3-pt FGs.....	14-of-26, vs. Rider (3-13-18)
Made 15+ 3-pt FGs.....	15-of-39, vs. DePaul (11-24-17)
Made 16+ 3-pt FGs.....	16-of-29, vs. Colorado (2-18-17)
Made 17+ 3-pt FGs.....	*18-of-31, at California (2-9-08)
Held opponent under five 3-pt FGs.....	4-of-17, vs. Montana (12-18-19)
Held opponent under four 3-pt FGs.....	2-of-20, vs. Houston (11-22-19)
Held opponent under two 3-pt FGs.....	0-of-12, vs. California (1-6-16)
Made 85%+ FT.....	88.2% (15-of-17), vs. Hawaii (12-7-19)
Made 90%+ FT.....	90.9% (20-of-22), vs. Washington (3-16-19)
Made 91%+ FT.....	92.3% (12-of-13), at Arizona State (1-19-19)
Made 100% FT.....	100.0% (11-of-11), vs. USC (1-18-18)
Attempted 40+ FTs.....	42, vs. Green Bay (11-20-18)
Attempted 50+ FTs.....	*54, vs. Washington (2-10-04)
Made 30+ FTs.....	33-of-42, vs. Green Bay (11-20-18)
Had 50+ rebounds.....	50, vs. Eastern Washington (11-9-18)
Had 51+ rebounds.....	67, vs. Savannah State (12-3-16)
Had 60+ rebounds.....	67, vs. Savannah State (12-3-16)
+20 rebound margin.....	+23 (36-13), vs. Omaha (12-8-18)
+24 rebound margin.....	+26 (46-20), vs. Alabama State (11-17-17)
+30 rebound margin.....	+38 (67-29), vs. Savannah State (12-3-16)
Had 20+ assists.....	20, vs. Hawaii (12-7-19)
Had 21+ assists.....	27, vs. Boise State (11-9-19)
Had 28+ assists.....	29, vs. Alabama State (11-17-17)
Had 30+ assists.....	*36, vs. Savannah State (12-3-16)
Forced 20+ TOs.....	20, vs. Montana (12-18-19)
Forced 21+ TOs.....	25, vs. Tennessee (11-22-16)
Blocked 10+ shots.....	10, vs. Arizona State (3-15-19)
Blocked 11+ shots.....	12, at Fresno State (12-16-17)
Blocked 13+ shots.....	*13, vs. Army (11-11-16)
Committed under 10 TOs.....	7, vs. North Carolina (11-29-19)
Committed under 6 TOs.....	6, vs. Gonzaga (11-28-19)
Committed under 5 TOs.....	3, vs. Arizona (3-1-19)
Had 10+ steals.....	12, vs. Montana (12-18-19)
Had 12+ steals.....	13, UCLA (1-10-19)
Had 14+ steals.....	14, at Boise State (12-29-18)
Had 15+ steals.....	16, vs. USC (2-1-14)
Went to OT.....	W, 71-70, at Michigan (12-14-19)
Went to 2OT.....	W, 87-83, at UCLA (2-27-14)
Went to 3OT.....	L, 91-84, at Texas-El Paso (12-19-12)
Went to 4OT+.....	L, 107-102 (*5OT) at California (2-10-77)
Played a ranked opponent.....	12-14-19 at No. 5 Michigan (W, 71-70, ot)
Beat a ranked opponent.....	12-14-19 at No. 5 Michigan (W, 71-70, ot)

Scored 43+ pts.....Greg Ballard (*43) at Oral Roberts (3-9-77)
Scored 41+ pts. Luke Jackson (42) vs. Arizona (2-19-04)
Scored 40+ pts. Luke Jackson (40) vs. Colorado (3-17-04)
Scored 37+ pts.Tajuan Porter (38) vs. Portland State (11-12-06)
Scored 33+ pts.Joseph Young (36) vs. Western Carolina (11-13-13)
Scored 31+ pts. Bol Bol (32) vs. Texas Southern (11-26-18)
Scored 30+ pts. Anthony Mathis (30) vs. Boise State (11-9-19)
Five players w/10+ pts.....Payton Pritchard (14), Will Richardson (14),
Francis Okoro (12), Chris Duarte (12),
N'Faly Dante (11) vs. Hawaii (12-7-19)
Six players w/10+ pts. Payton Pritchard (16), Kenny Wooten (13)
Victor Bailey Jr. (11), Paul White (11),
Troy Brown Jr. (10), McKyle McIntosh (10)
vs. Texas Southern (12-11-17)
Seven+ players w/10+ pts.....Tyler Dorsey (29), Dillon Brooks (22),
Keith Smith (15), Chris Boucher (12),
Roman Sorkin (12), Dylan Ennis (11),
Kavell Bigby-Williams (11) vs. Savannah State (12-3-16)
Two players w/20+ pts. Louis King (20) and Payton Pritchard (20)
vs. Utah (3-14-19)
Three players w/20+ ptsLuke Jackson (29), Luke Ridnour (28)
and Fred Jones (24) vs. Wake Forest (3-16-02)
Had 15+ reboundsFrancis Okoro (17) vs. Montana (12-18-19)
Had 18+ reboundsChris Boucher (19) vs. Montana (12-13-16)
Had 20+ rebounds Mike Moser (20) at UCLA (2-27-14)
Had 21+ reboundsGerald Willett (21) at Duquesne (12-7-74)
Two players w/10+ rebs..... Jordan Bell (12) and Kavell Bigby-Williams (10)
vs. Western Oregon (11-30-16)
Three players w/10+ rebs.....Balderston (13), Sprague (13) and Adams (10)
vs. Tennessee Tech (12-29-85)
Had 10+ assists.....Payton Pritchard (11) vs. Hawaii (12-7-19)
Had 12+ assists..... Payton Pritchard (13) vs. Savannah State (12-3-16)
Had 15+ assists.....Johnathan Loyd (15) at Ole Miss (12-8-13)
Had 16+ assists.....Ron Lee (*17) vs. Villanova (12-23-74)
Had 5+ steals..... Payton Pritchard (5) at Washington (3-9-19)
Had 6+ steals..... Payton Pritchard (6) vs. Washington State (1-27-19)
Had 7+ steals.....Kenya Wilkins (*9) at Boise State (12-20-96)
Had 5+ blocks Kenny Wooten (7) vs. UC Irvine (3-24-19)
Had 8+ blocks Jordan Bell (8) vs. Kansas (3-25-17)
Had 9+ blocks Chris Boucher (*9) vs. Arkansas State (11-25-15)
Made 5+ 3-pt. FGsAnthony Mathis (6-of-10) at Michigan (12-14-19)
Made 7+ 3-pt. FGsAnthony Mathis (9-of-11) vs. Boise State (11-9-19)
Made 10+ 3-pt. FGs. Tajuan Porter (*10-of-12) vs. Portland State (11-12-06)
Made 10+ FTs..... Payton Pritchard (15-of-17) vs. Texas Southern (12-21-19)
Recorded a double-double Francis Okoro (12 pts, 17 reb)
..... vs. Montana (12-18-19)
Two players w/double-doublesTroy Brown Jr. (16 pts, 10 reb)
..... and Payton Prichard (19 pts, 10 asst) vs. Washington State (2-11-18)
Player records four straight double-doubles4, Mike Moser
..... 12-20 rebs at UCLA (2-27-14); 20-12 rebs at USC (3-1-14);
..... 22-17 rebs vs. Arizona State (3-4-14); 10-10 rebs vs. Arizona (3-8-14)
Player records five straight double-doubles 6, Greg Ballard
..... 15-15 rebs vs. Stanford (2-5-76); 19-12 rebs vs. California (2-7-76);
.....32-12 rebs at California (2-13-76); 20-12 rebs at Stanford (2-14-76);
.....19-13 rebs at USC (2-19-76); 16-10 rebs at UCLA (2-21-76)
20 points, 20 rebounds.....Greg Ballard (41 pts, 20 reb)
..... at California, SOT (2-10-77)
Recorded a triple-doubleLuke Jackson (14 pts, 11 reb, 12 asst)
..... vs. Florida A&M (12-20-02)

* - denotes school record

MATTHEW KNIGHT ARENA

MATT ARENA RECORDS

TEAM

Scoring.....	128 vs. Savannah State, 12-3-2016
Scoring, One Half.....	70 vs. Savannah State, 12-3-2016
Scoring, Two Teams.....	205, Oregon (108) vs. Iowa (97), 3-18-2012
Scoring, Two Teams, One Half.....	110, Oregon (66) vs. Western Carolina (44), 11-13-2013
Scoring, Fewest Points.....	35 by Idaho State, 12-8-2012
Field Goals Made.....	54 vs. Savannah State, 12-3-2016
Field Goal Attempts.....	90 vs. Savannah State, 12-3-2016
Field Goal Percentage.....	.700 (42-60) vs. Boise State, 11-9-2019
3-Point Field Goals Made.....	16 vs. Arizona, 2-4-2017;
.....	16 vs. Colorado, 2-18-2017
3-Point Field Goal Attempts.....	50 by Savannah State, 12-3-2016
.....	(Oregon Record: 35 vs. Savannah State, 12-3-2016)
3-Point Field Goal Percentage.....	.692 (9-13) vs. UCLA, 1-24-2015
Free Throws Made.....	35 vs. Western Carolina, 11-13-2013
Free Throw Attempts.....	47 vs. vs. Western Carolina, 11-13-2013
Free Throw Percentage.....	1.000 (14-14) by Valparaiso, 11-17-2016
.....	(Oregon Record: 1.000 (11-11) vs. USC, 1-18-2018
Rebounds.....	67 vs. Savannah State, 12-3-2016
Fouls.....	34 by Western Carolina, 11-13-2013
.....	(Oregon Record: 26 vs. Oregon State, 1-29-2012; vs. Arizona State, 1-10-2015)
Fouls, Two Teams.....	53, Oregon (19) vs. Western Carolina (34), 11-13-2013
Assists.....	36 vs. Savannah State, 12-3-2016
Turnovers.....	24, 4 times (last vs. Washington, 1-26-2013)
Blocks.....	13 vs. Arkansas State, 11-25-2015;
.....	13 vs. Army, 11-10-2016
Steals.....	16 vs. USC, 2-1-2014
Winning Streak.....	46 games, 1-10-2015 vs. Arizona State to 11-19-2017 vs. Ball State

INDIVIDUAL

Scoring.....	36, Joseph Young vs. Western Carolina, 11-13-2013
Field Goals Made.....	13, Tyler Haws, Brigham Young, 12-21-2013;
.....	13, Bol Bol vs. Texas Southern, 11-26-2018
Field Goal Attempts.....	25, Troy Huff, North Dakota, 11-30-2013
.....	(Oregon Record: 24, Dillon Brooks vs. Valparaiso, 11-22-2015)
Field Goal Percentage (Min. 7 att.).....	1.000 (9-9), Trayvon Reed, Texas Southern, 11-26-2018
.....	(Oregon Record: 1.000 (8-8), Kenny Wooten vs. Portland State, 12-13-2017)
3-Point Field Goals Made.....	9, Anthony Mathis vs. Boise State, 11-9-2019
3-Point Field Goal Attempts.....	14, Scott Bamforth, Weber State, 3-16-2011;
.....	14, Eddie Stansberry, Hawaii, 12-7-2019
.....	(Oregon Record: 12, Joseph Young vs. Detroit, 11-17-2014;
.....	12, Joseph Young vs. USC, 1-22-2015; 12 Elijah Brown vs. Portland State, 12-13-2017)
3-Point Field Goal Percentage (Min. 5 att.).....	1.000 (6-6), Tyler Dorsey vs. Arizona, 2-4-2017
Free Throws Made.....	16, E.J. Singler vs. UCLA, 1-21-2012;
.....	16, Joseph Young vs. California 1-9-2014
Free Throw Attempts.....	17, E.J. Singler vs. UCLA, 1-21-2012;
.....	17, Joseph Young vs. California, 1-9-2014;
.....	17, Elijah Brown vs. Arizona, 2-24-2017;
.....	17, Payton Pritchard vs. Texas Southern, 12-21-2019
Free Throw Percentage.....	1.000 (13-13), Jason Calliste vs. Brigham Young, 12-21-2013
Rebounds.....	19, Chris Boucher vs. Montana, 12-13-2016
Assists.....	13, Johnathan Loyd vs. Pacific, 11-29-2013;
.....	13, Malcolm Armstead vs. Oregon State, 2-19-2011;
.....	13, Payton Pritchard vs. Savannah State, 12-3-2016
Turnovers.....	9, Kyle Anderson, UCLA, 1-31-2014;
.....	(Oregon Record: 7, E.J. Singler vs. Washington, 1-26-2013;
.....	7, E.J. Singler vs. Nevada, 12-31-2012)
Blocks.....	9, Chris Boucher vs. Arkansas State, 11-25-2015
Steals.....	6, Joseph Young vs. USC, 2-1-2014;
.....	6, Payton Pritchard vs. Washington State, 1-27-2019

(Oregon Best in Parentheses)

HOME COURT ADVANTAGE

The Ducks are 146-20 (.880) all-time at Matthew Knight Arena since the building opened in 2011.

PAC-12 AT MKA

The Ducks are 63-16 (.797) in Pac-12 games at Matthew Knight Arena. Two teams have yet to register a win at the nine year-old arena: Washington State (0-8) and Arizona State (0-6). USC and Washington are 1-7, Arizona, Utah and Colorado are 1-5, Oregon State is 2-7, Stanford is 2-5 and UCLA is 3-5. The only Pac-12 opponent with a winning record at MKA is California (4-3).

NON-CONFERENCE RECORD AT MKA

The Ducks are 83-4 (.954) all-time in non-conference games at Matthew Knight Arena. The four non-conference teams to defeat Oregon at MKA are Virginia (67-54, Dec. 18, 2011), Mississippi (79-73, Dec. 7, 2014), Boise State (73-70, Dec. 1, 2017) and Texas Southern (89-84, Nov. 26, 2018). UO won 28 non-conference games in a row at MKA between the Virginia and Ole Miss losses.

HOME OPENERS

After defeating Fresno State to open the 2019-20 season, the Ducks have now won 22 straight home openers. Oregon last dropped a home opener at the beginning of the 1997-98 season, 56-54 to Portland State.

LONGEST HOME WIN STREAK ENDS AT 46 GAMES

Oregon's school record winning streak at Matthew Knight Arena came to an end at 46 games on a half-court buzzer beater by Boise State on Dec. 1, 2017. At the time, it was the longest home winning streak in the nation. Two of Oregon's four longest home winning streaks have come under Dana Altman.

Streak	First Win	Last Win	Ended
46 games	1/10/2015 Arizona State	11/19/2017 Ball State	12/1/2017 Boise State
23 games	11/15/2001 Alabama State	12/28/2002 UC Riverside	1/2/2003 Arizona
23 games	2/13/1937 Idaho	1/6/1939 Washington State	1/7/1939 Washington State
20 games	2/9/2012 Washington	1/26/2013 Washington	2/2/2013 Colorado

IT'S NOT EASY BEING GREEN

Matthew Knight Arena was selected as one of the nation's 11 greenest college basketball arenas by LawnStarter. Opened in 2011, MKA received LEED Gold certification: Gold. Among the green features cited by LawnStarter were a 50 percent reduction in water use for landscaping, water use for the building as a whole reduced by 30 percent, and indoor air quality was enhanced with low-emitting construction materials like carpet, paint, wood and sealants.

RECORD ATTENDANCE AT MATTHEW KNIGHT ARENA

Oregon had its best home attendance figures in 39 seasons in 2016-17. The Ducks averaged 9,895 fans per home game (17 home games), which was the program's highest since averaging 9,984 in 1977-78. The 2016-17 season average was higher than the final capacity at McArthur Court (9,087). The Ducks also had seven sellouts in season seven at MKA, which matched the total number sellouts in the arena's first six seasons.



#1 N'FALY DANTE

FRESHMAN | CENTER | 6-11 | 250 | BAMAKO, MALI

SUNRISE CHRISTIAN ACADEMY | UNDECLARED

2019-20 Oregon Ducks Oregon Individual Game-by-Game (as of Dec 25, 2019) All games

#01 N'Faly Dante

Opponent	Date	gs	min	Total		3-Pointers		Free throws		Rebounds				pf	a	t/o	blk	stl	pts	avg
				fg-fga	pct	3fg-fga	pct	ft-fa	pct	off	def	tot	avg							
MONTANA	12/18/19		14	5-8	.625	0-0	.000	1-3	.333	1	1	2	2.0	3	1	1	0	2	11	11.0
TEXAS SOUTHERN	12/21/19		11	2-4	.500	0-0	.000	2-3	.667	1	3	4	3.0	0	0	0	1	1	6	8.5
Totals		0	25	7-12	.583	0-0	.000	3-6	.500	2	4	6	3.0	3	1	1	1	3	17	8.5

Games played: 2
Minutes/game: 12.5
Points/game: 8.5
FG Pct: 58.3
FT Pct: 50.0

Rebounds/game: 3.0
Assists/game: 0.5
Turnovers/game: 0.5
Assist/turnover ratio: 1.0
Steals/game: 1.5
Blocks/game: 0.5

2019-20 | FRESHMAN SEASON

- Scored 11 points on 5-of-8 shooting with two steals in collegiate debut against Montana.
- Grabbed four boards while putting up six points against Texas Southern.

BEFORE OREGON

- Reclassified from the class of 2020 to the class of 2019.
- Five star recruit with a scout grade of 91 according to ESPN.com.
- Ranked 13th in the 2020 class according to Scout.com.
- Ranked 17th in ESPN's top 60 for the class of 2020.
- No. 2 center in the 2020 class according to 247Sports.com.
- Averaged 16.5 points per game while shooting 85.2 percent from the floor on the Nike EYBL circuit.
- Led his high school team to the quarterfinals of Geico Nationals.
- As a junior, averaged 14.7 points, 9.0 rebounds and 2.3 blocks per game on the prep circuit.

YEAR-BY-YEAR CAREER STATISTICS

Season	GP-GS	Min./Avg.	FG-FGA	pct.	3FG-3FGA	pct.	FT-FTA	pct.	off	def	tot	avg.	pf	fo	asst	to	blk	stl	Points	Avg.
2019-20	2-0	25/12.5	7-12	.583	0-0	.000	3-6	.500	2	4	6	3.0	3	0	1	1	1	3	17	8.5
TOTAL	2-0	25/12.5	7-12	.583	0-0	.000	3-6	.500	2	4	6	3.0	3	0	1	1	1	3	17	8.5

2019-20 SEASON HIGHS

Points	11	Montana (12-18-19)
FG Made	5	Montana (12-18-19)
FG Att.	8	Montana (12-18-19)
3 PT Made		
3 PT Att.		
FT Made	2	Texas Southern (12-21-19)
FT Att.	3	Montana (12-18-19)
Rebounds	4	Texas Southern (12-21-19)
Assists	1	Montana (12-18-19)
Steals	2	Montana (12-18-19)
Blocks	1	Texas Southern (12-21-19)
Minutes	14	Montana (12-18-19)

CAREER HIGHS

Points	11	Montana (12-18-19)
FG Made	5	Montana (12-18-19)
FG Att.	8	Montana (12-18-19)
3 PT Made		
3 PT Att.		
FT Made	2	Texas Southern (12-21-19)
FT Att.	3	Montana (12-18-19)
Rebounds	2	Montana (12-18-19)
Rebounds	4	Texas Southern (12-21-19)
Steals	2	Montana (12-18-19)
Blocks	1	Texas Southern (12-21-19)
Minutes	14	Montana (12-18-19)

MISCELLANEOUS STATS

CATEGORY	2019-20	CAREER
Double-digit scoring	1	1
20+ point games		
Double-digit rebounding		
Double-doubles		
Led UO in scoring		
Led UO in rebounding		
Led UO in assists		
Led UO in steals		
Led UO in blocks	1	1
5+ assist games		
3+ steal games		
3+ block games		



#5 CHRIS DUARTE

JUNIOR | GUARD | 6-6 | 190 | PUERTO PLATA, DOMINICAN REPUBLIC

REDEMPTION CHRISTIAN ACADEMY / NW FLORIDA STATE COLLEGE | UNDECLARED

2019-20 Oregon Ducks Oregon Individual Game-by-Game (as of Dec 25, 2019) All games

#05 Chris Duarte

Opponent	Date	gs	min	Total		3-Pointers		Free throws		Rebounds				pf	a	t/o	blk	stl	pts	avg	
				fg-fga	pct	3fg-fga	pct	ft-fa	pct	off	def	tot	avg								
FRESNO ST.	11/05/19	*	32	6-16	.375	1-6	.167	3-4	.750	3	4	7	7.0	1	0	0	0	3	16	16.0	
BOISE ST.	11/09/19	*	28	2-5	.400	1-3	.333	2-2	1.000	0	5	5	6.0	3	7	1	1	1	7	11.5	
vs Memphis	11/12/19	*	13	3-5	.600	1-2	.500	0-0	.000	1	1	2	4.7	0	0	0	1	0	7	10.0	
UT ARLINGTON	11/17/19	*	24	3-9	.333	1-3	.333	0-0	.000	2	5	7	5.3	2	2	1	0	0	7	9.3	
HOUSTON	11/22/19	*	30	3-4	.750	2-3	.667	0-0	.000	0	3	3	4.8	1	4	3	1	0	8	9.0	
vs Seton Hall	11/27/19	*	31	5-11	.455	1-4	.250	0-1	.000	2	3	5	4.8	1	0	1	0	1	11	9.3	
vs Gonzaga	11/28/19	*	38	5-16	.313	2-4	.500	4-4	1.000	3	6	9	5.4	0	1	2	1	0	16	10.3	
vs North Carolina	11/29/19	*	24	6-15	.400	2-7	.286	2-4	.500	4	3	7	5.6	3	0	0	0	1	16	11.0	
HAWAII	12/07/19	*	26	1-6	.167	0-3	.000	3-4	.750	1	3	4	5.4	1	0	2	0	2	5	10.3	
at Michigan	12/14/19	*	24	3-7	.429	1-3	.333	4-5	.800	1	5	6	5.5	1	0	2	0	1	11	10.4	
MONTANA	12/18/19	*	25	4-9	.444	2-5	.400	2-2	1.000	0	2	2	5.2	1	2	4	0	0	12	10.5	
TEXAS SOUTHERN	12/21/19	*	23	4-10	.400	3-9	.333	2-2	1.000	1	2	3	5.0	3	0	5	0	2	13	10.8	
Totals			12	318	45-113	.398	17-52	.327	22-28	.786	18	42	60	5.0	17	16	21	4	11	129	10.8

Games played: 12
Minutes/game: 26.5
Points/game: 10.8
FG Pct: 39.8
3FG Pct: 32.7
FT Pct: 78.6

Rebounds/game: 5.0
Assists/game: 1.3
Turnovers/game: 1.8
Assist/turnover ratio: 0.8
Steals/game: 0.9
Blocks/game: 0.3

2019-20 | JUNIOR SEASON

- Has reached double figures in six of the last seven games, averaging 12.0 per game over that stretch.
- Averaged 14.3 points and 7.0 rebounds per game in the Battle 4 Atlantis.
- Scored 16 points each against Gonzaga and North Carolina, grabbing a season-high nine boards vs. Gonzaga.
- Finished with 16 points and seven rebounds along with three steals in Oregon debut vs. Fresno State.
- His 16 points were the most by a player in an Oregon debut since Troy Brown Jr. in 2017.
- Dished out seven assists while scoring seven points and grabbing five rebounds vs. Boise State.

BEFORE OREGON

- Versatile athlete was named the 2019 national player of the year by the NJCAA.
- Was also named a 2018-19 first team all-American by the NJCAA and MVP of the 2019 NJCAA all-star game.
- Averaged 19.4 points and 7.3 rebounds per game as a sophomore during the 2018-19 season, when he led Northwest Florida State to the NJCAA Elite Eight
- Awarded Panhandle Conference Player of the Year
- Led the Raiders to their fifth-straight conference title
- Rated by 247Sports as the fifth-best high school player in the state of New York in 2016-17, where he spent the season at Redemption Christian Academy in Troy, N.Y.

YEAR-BY-YEAR CAREER STATISTICS

Season	GP-GS	Min./Avg.	FG-FGA	pct.	3FG-3FGA	pct.	FT-FTA	pct.	off	def	tot	avg.	pf	fo	asst	to	blk	stl	Points	Avg.
2019-20	12-12	318/26.5	45-113	.398	17-52	.327	22-28	.786	18	42	60	5.0	17	0	16	21	4	11	129	10.8
TOTAL	12-12	318/26.5	45-113	.398	17-52	.327	22-28	.786	18	42	60	5.0	17	0	16	21	4	11	129	10.8

2019-20 SEASON HIGHS

Points	16	Fresno State (11-5-19)
		vs. Gonzaga (11-28-19)
		vs. North Carolina (11-29-19)
FG Made	6	Fresno State (11-5-19)
		vs. North Carolina (11-29-19)
FG Att.	16	Fresno State (11-5-19)
		vs. Gonzaga (11-28-19)
3 PT Made	3	Texas Southern (12-21-19)
3 PT Att.	9	Texas Southern (12-21-19)
FT Made	4	vs. Gonzaga (11-28-19)
		at Michigan (12-14-19)
FT Att.	4	3 times
Rebounds	9	vs. Gonzaga (11-28-19)
Assists	7	Boise State (11-9-19)
Steals	3	Fresno State (11-5-19)
Blocks	1	4 times
Minutes	38	Gonzaga (11-28-19)

CAREER HIGHS

Points	16	Fresno State (11-5-19)
		vs. Gonzaga (11-28-19)
		vs. North Carolina (11-29-19)
FG Made	6	Fresno State (11-5-19)
		vs. North Carolina (11-29-19)
FG Att.	16	Fresno State (11-5-19)
		vs. Gonzaga (11-28-19)
3 PT Made	3	Texas Southern (12-21-19)
3 PT Att.	9	Texas Southern (12-21-19)
FT Made	4	vs. Gonzaga (11-28-19)
		at Michigan (12-14-19)
FT Att.	4	3 times
Rebounds	9	vs. Gonzaga (11-28-19)
Assists	7	Boise State (11-9-19)
Steals	3	Fresno State (11-5-19)
Blocks	1	4 times
Minutes	38	Gonzaga (11-28-19)

MISCELLANEOUS STATS

CATEGORY	2019-20	CAREER
Double-digit scoring	7	7
20+ point games		
Double-digit rebounding		
Double-doubles		
Led UO in scoring		
Led UO in rebounding	3	3
Led UO in assists		
Led UO in steals	3	3
Led UO in blocks	3	3
5+ assist games	1	1
3+ steal games	1	1
3+ block games		



#4 EDDY IONESCU

RS-JUNIOR | GUARD | 6-6 | 190 | WALNUT CREEK, CALIF.

MIRAMONTE HS / CITY COLLEGE OF SAN FRANCISCO | GENERAL SOCIAL SCIENCE

2019-20 Oregon Ducks Oregon Individual Game-by-Game (as of Dec 25, 2019) All games

#04 Eddy Ionescu

Opponent	Date	gs	min	Total		3-Pointers		Free throws		Rebounds				pf	a	t/o	blk	stl	pts	avg
				fg-fga	pct	3fg-fga	pct	ft-fa	pct	off	def	tot	avg							
HAWAII	12/07/19	1		0-0	.000	0-0	.000	0-0	.000	0	0	0	0.0	0	1	0	0	0	0	0.0
Totals		0	1	0-0	.000	0-0	.000	0-0	.000	0	0	0	0.0	0	1	0	0	0	0	0.0

Games played: 1
Minutes/game: 1.0

Assists/game: 1.0
Assist/turnover ratio: 99.9

2019-20 | RS-JUNIOR SEASON

- Saw first collegiate action Dec. 7 vs. Hawaii and collected one assist.

BEFORE OREGON

- Appeared in 63 games over two seasons at City College of San Francisco. Averaged 6.0 points per game as a freshman (2016-17) and 9.9 points per outing as a sophomore (2017-18). Scored 24 points against Cabrillo.

PERSONAL

- Is the twin brother of Duck women's basketball superstar Sabrina Ionescu, who was the 2019 Wooden Award and Wade Trophy winner and holds the NCAA career triple-double record for both men and women.

YEAR-BY-YEAR CAREER STATISTICS

Season	GP-GS	Min./Avg.	FG-FGA	pct.	3FG-3FGA	pct.	FT-FTA	pct.	off	def	tot	avg.	pf	fo	asst	to	blk	stl	Points	Avg.
2019-20	1-0	1/1.0	0-0	.000	0-0	.000	0-0	.000	0	0	0	0.0	0	0	1	0	0	0	0	0.0
TOTAL	1-0	1/1.0	0-0	.000	0-0	.000	0-0	.000	0	0	0	0.0	0	0	1	0	0	0	0	0.0

2019-20 SEASON HIGHS

Points	
FG Made	
FG Att.	
3 PT Made	
3 PT Att.	
FT Made	
FT Att.	
Rebounds	
Assists	1 Hawaii (12-7-19)
Steals	
Blocks	
Minutes	1 Hawaii (12-7-19)

CAREER HIGHS

Points	
FG Made	
FG Att.	
3 PT Made	
3 PT Att.	
FT Made	
FT Att.	
Rebounds	
Assists	1 Hawaii (12-7-19)
Steals	
Blocks	
Minutes	1 Hawaii (12-7-19)

MISCELLANEOUS STATS

CATEGORY	2019-20	CAREER
Double-digit scoring		
20+ point games		
Double-digit rebounding		
Double-doubles		
Led UO in scoring		
Led UO in rebounding		
Led UO in assists		
Led UO in steals		
Led UO in blocks		
5+ assist games		
3+ steal games		
3+ block games		



#10 SHAKUR JUISTON

RS-SENIOR | FORWARD | 6-7 | 220 | NEWARK, N.J.

EASTSIDE HS / HUTCHINSON CC / UNLV | PREVENTION SCIENCE

2019-20 Oregon Ducks Oregon Individual Game-by-Game (as of Dec 25, 2019) All games

#10 Shakur Juiston

Opponent	Date	gs	min	Total		3-Pointers		Free throws		Rebounds				pf	a	t/o	blk	stl	pts	avg	
				fg-fga	pct	3fg-fga	pct	ft-fa	pct	off	def	tot	avg								
FRESNO ST.	11/05/19	*	26	2-6	.333	0-0	.000	1-1	1.000	1	5	6	6.0	2	1	2	1	0	5	5.0	
BOISE ST.	11/09/19	*	31	8-10	.800	0-1	.000	0-0	.000	0	3	3	4.5	3	9	3	0	1	16	10.5	
vs Memphis	11/12/19	*	35	8-15	.533	0-4	.000	1-4	.250	4	6	10	6.3	2	3	5	0	2	17	12.7	
UT ARLINGTON	11/17/19	*	18	2-8	.250	0-1	.000	1-2	.500	2	1	3	5.5	3	0	1	0	1	5	10.8	
HOUSTON	11/22/19	*	25	3-9	.333	0-3	.000	0-0	.000	0	6	6	5.6	1	3	3	0	0	6	9.8	
vs Seton Hall	11/27/19	*	28	5-8	.625	0-1	.000	2-5	.400	4	5	9	6.2	0	0	2	0	0	12	10.2	
vs Gonzaga	11/28/19	*	31	3-11	.273	0-4	.000	0-2	.000	4	4	8	6.4	3	3	3	1	2	6	9.6	
vs North Carolina	11/29/19	*	24	0-5	.000	0-0	.000	3-4	.750	4	3	7	6.5	3	1	0	0	1	3	8.8	
Totals			8	218	31-72	.431	0-14	.000	8-18	.444	19	33	52	6.5	17	20	19	2	7	70	8.8

Games played: 8
Minutes/game: 27.3
Points/game: 8.8
FG Pct: 43.1
3FG Pct: 0.0
FT Pct: 44.4

Rebounds/game: 6.5
Assists/game: 2.5
Turnovers/game: 2.4
Assist/turnover ratio: 1.1
Steals/game: 0.9
Blocks/game: 0.3

2019-20 | SENIOR SEASON

- Second on the team with 6.5 rebounds per game.
- Delivered the game-winner against Seton Hall, coming up with a putback with 13 seconds to play.
- Turned in first double-double as a Duck, and 19th of his career, with a season-high 17 points and 10 boards vs. Memphis.
- Recorded a career-high nine assists while finishing with 16 points on 8-of-10 shooting vs. Boise State.
- Grabbed six rebounds while scoring five points and blocking a shot in Oregon debut vs. Fresno State.

BEFORE OREGON

- Senior transfer from UNLV.
- Played in eight games in 2018-19 before an injury resulted in a redshirt season.
- Averaged 10.8 points and 8.8 rebounds per game in those eight games.
- Matched his career high with 19 rebounds against Valparaiso.
- Started all 33 games as a junior (2016-17) for the Rebels.
- Averaged a double-double with 14.6 points and 10.0 rebounds per game.
- Shot 63.9 percent from the field, which led the Mountain West and ranked seventh nationally.
- Had 15 double-doubles to rank 20th nationally, while was 23rd in rebounding.
- Scored 20 or more points seven times with a career-high 30 points versus Northern Colorado.
- Had a career-high 19 rebounds against Rice and a career-high four blocks versus Arizona.
- Spent his freshman and sophomore season at Hutchinson Community College.
- Named as the NABC Junior College Play of the Year in 2017.
- Led Hutchinson to the NJCAA Division I national championship.
- Named MVP of the NJCAA Tournament, recording totals of 88 points and 56 rebounds during tournament play.

YEAR-BY-YEAR CAREER STATISTICS (2017-19 - UNLV; 2019-20 Oregon)

Season	GP-GS	Min./Avg.	FG-FGA	pct.	3FG-3FGA	pct.	FT-FTA	pct.	off	def	tot	avg.	pf	fo	asst	to	blk	stl	Points	Avg.
2017-18	33-33	1002/30.4	218-341	.639	2-2	1.000	44-86	.512	89	240	329	10.0	93	2	64	84	21	30	482	14.6
2018-19	8-8	232/28.9	35-79	.443	4-13	.308	12-21	.571	14	56	70	8.8	23	1	16	29	7	12	86	10.8
2019-20	8-8	218/27.3	31-72	.431	0-14	.000	8-18	.444	19	33	52	6.5	18	0	20	19	2	7	70	8.8
TOTAL	49-49	1452/29.6	284-492	.577	6-29	.207	64-125	.512	122	329	451	9.2	134	3	100	132	30	49	638	13.0

2019-20 SEASON HIGHS

Points	17	vs. Memphis (11-12-19)
FG Made	8	Boise State (11-9-19)
		vs. Memphis (11-12-19)
FG Att.	15	vs. Memphis (11-12-19)
3 PT Made		
3 PT Att.	4	vs. Memphis (11-12-19)
FT Made	1	Fresno State (11-5-19)
		vs. Memphis (11-12-19)
FT Att.	4	vs. Memphis (11-12-19)
Rebounds	10	vs. Memphis (11-12-19)
Assists	9	Boise State (11-9-19)
Steals	2	vs. Memphis (11-12-19)
		vs. Gonzaga (11-28-19)
Blocks	1	Fresno State (11-5-19)
		Gonzaga (11-28-19)
Minutes	35	vs. Memphis (11-12-19)

2019-20 SEASON HIGHS

Points	30	Northern Colorado (12-22-17)
FG Made	13	Northern Colorado (12-22-17)
FG Att.	18	Northern Colorado (12-22-17)
3 PT Made	3	Pacific (11-20-18)
3 PT Att.	4	Pacific (11-20-18)
FT Made	5	Boise State 12-30-17
FT Att.	7	Two times
Rebounds	19	Rice (11-20-17)
		Valparaiso (11-28-18)
Assists	9	Boise State (11-9-19)
Steals	4	San Diego State)
		vs. Gonzaga (11-28-19)
Blocks	1	Fresno State (11-5-19)
		Gonzaga (11-28-19)
Minutes	35	vs. Memphis (11-12-19)

MISCELLANEOUS STATS

CATEGORY	2019-20	CAREER
Double-digit scoring	3	35
20+ point games		7
Double-digit rebounding	1	21
Double-doubles	1	19
Led UO in scoring	1	1
Led UO in rebounding	4	4
Led UO in assists	1	1
Led UO in steals	3	3
Led UO in blocks	1	1
5+ assist games	1	4
3+ steal games		4
3+ block games		2



#13 CHANDLER LAWSON

FRESHMAN | FORWARD | 6-8 | 200 | MEMPHIS, TENN.

WOODDALE HS | UNDECLARED

2019-20 Oregon Ducks
Oregon Individual Game-by-Game (as of Dec 25, 2019)
All games

#13 Chandler Lawson

Opponent	Date	gs	min	Total		3-Pointers		Free throws		Rebounds			pf	a	t/o	blk	stl	pts	avg	
				fg-fga	pct	3fg-fga	pct	ft-fa	pct	off	def	tot								avg
FRESNO ST.	11/05/19	15	0-3	.000	0-0	.000	0-0	.000	2	2	4	4.0	1	2	1	0	1	0	0.0	
BOISE ST.	11/09/19	24	4-6	.667	0-0	.000	0-0	.000	1	8	9	6.5	1	0	3	0	2	8	4.0	
vs Memphis	11/12/19	14	2-3	.667	0-0	.000	4-5	.800	2	2	4	5.7	1	0	1	0	0	8	5.3	
UT ARLINGTON	11/17/19	18	2-4	.500	0-0	.000	0-0	.000	0	2	2	4.8	1	0	0	2	0	4	5.0	
HOUSTON	11/22/19	13	2-3	.667	0-0	.000	0-0	.000	0	1	1	4.0	3	1	0	0	0	4	4.8	
vs Seton Hall	11/27/19	18	2-2	1.000	0-0	.000	3-5	.600	2	2	4	4.0	1	1	1	2	1	7	5.2	
vs Gonzaga	11/28/19	19	2-3	.667	0-0	.000	2-2	1.000	1	3	4	4.0	3	0	0	1	1	6	5.3	
vs North Carolina	11/29/19	18	2-6	.333	0-0	.000	1-2	.500	2	2	4	4.0	2	1	0	2	1	5	5.3	
HAWAII	12/07/19	21	1-3	.333	0-0	.000	4-4	1.000	0	5	5	4.1	0	2	1	0	0	6	5.3	
at Michigan	12/14/19	27	0-1	.000	0-0	.000	0-0	.000	3	3	6	4.3	2	1	3	0	0	0	4.8	
MONTANA	12/18/19	19	2-2	1.000	0-0	.000	1-2	.500	1	0	1	4.0	0	0	0	0	1	5	4.8	
TEXAS SOUTHERN	12/21/19	13	1-2	.500	0-0	.000	0-0	.000	0	1	1	3.8	1	2	1	0	0	2	4.6	
Totals		0	219	20-38	.526	0-0	.000	15-20	.750	14	31	45	3.8	16	10	11	7	7	55	4.6

Games played: 12
Minutes/game: 18.3
Points/game: 4.6
FG Pct: 52.6
FT Pct: 75.0

Rebounds/game: 3.8
Assists/game: 0.8
Turnovers/game: 0.9
Assist/turnover ratio: 0.9
Steals/game: 0.6
Blocks/game: 0.6

2019-20 | FRESHMAN SEASON

- Averaged 6.0 points, 4.0 rebounds and 1.7 blocks in 18.3 minutes per game off the bench in the Battle 4 Atlantis.
- Played a season-high 27 minutes off the bench, grabbing six rebounds at Michigan.
- Led the team in rebounds with nine while scoring eight points vs. Boise State.
- Played 15 minutes off the bench and had four rebounds and two assists vs. Fresno State in first collegiate appearance.

BEFORE OREGON

- Four star recruit with a scout grade of 86 according to ESPN.
- Ranked as the No. 58 recruit in ESPN's top 100 for the class of 2019.
- Listed as the nation's 14th best power forward by 247sports.com.
- Won three straight TSSAA AAA state championships with Memphis East High School before claiming his fourth-straight high school state title in 2018-19, helping Wooddale High School win its first state title.
- Scored 16 points and grabbed 11 rebounds to lead Wooddale to a victory in the 2019 Class AA state championship game.
- Led his high school team to a 33-4 record his senior season.

YEAR-BY-YEAR CAREER STATISTICS

Season	GP-GS	Min./Avg.	FG-FGA	pct.	3FG-3FGA	pct.	FT-FTA	pct.	off	def	tot	avg.	pf	fo	asst	to	blk	stl	Points	Avg.
2019-20	12-0	219/18.3	20-38	.526	0-0	.000	15-20	.750	14	31	45	3.8	16	0	10	11	7	7	55	4.6
TOTAL	12-0	219/18.3	20-38	.526	0-0	.000	15-20	.750	14	31	45	3.8	16	0	10	11	7	7	55	4.6

2019-20 SEASON HIGHS

Points	8	Boise State (11-9-19)
		vs. Memphis (11-12-19)
FG Made	4	Boise State (11-9-19)
FG Att.	6	Boise State (11-9-19)
3 PT Made		
3 PT Att.		
FT Made	4	vs. Memphis (11-12-19)
		Hawaii (12-7-19)
FT Att.	5	vs. Memphis (11-12-19)
Rebounds	9	Boise State (11-9-19)
Assists	2	3 times
Steals	2	Boise State (11-9-19)
Blocks	2	3 times
Minutes	27	at Michigan (12-14-19)

CAREER HIGHS

Points	8	Boise State (11-9-19)
		vs. Memphis (11-12-19)
FG Made	4	Boise State (11-9-19)
FG Att.	6	Boise State (11-9-19)
3 PT Made		
3 PT Att.		
FT Made	4	vs. Memphis (11-12-19)
		Hawaii (12-7-19)
FT Att.	5	vs. Memphis (11-12-19)
Rebounds	9	Boise State (11-9-19)
Assists	2	3 times
Steals	2	Boise State (11-9-19)
Blocks	2	3 times
Minutes	27	at Michigan (12-14-19)

MISCELLANEOUS STATS

CATEGORY	2019-20	CAREER
Double-digit scoring		
20+ point games		
Double-digit rebounding		
Double-doubles		
Led UO in scoring		
Led UO in rebounding	2	2
Led UO in assists		
Led UO in steals		
Led UO in blocks	3	3
5+ assist games		
3+ steal games		
3+ block games		



#32 ANTHONY MATHIS

RS-SENIOR | GUARD | 6-4 | 190 | WEST LINN, ORE.

WEST LINN, ORE. / WEST LINN HS / NEW MEXICO | PREVENTION SCIENCE

2019-20 Oregon Ducks Oregon Individual Game-by-Game (as of Dec 25, 2019) All games

#32 Anthony Mathis

Opponent	Date	gs	min	Total		3-Pointers		Free throws		Rebounds				pf	a	t/o	blk	stl	pts	avg	
				fg-fga	pct	3fg-fga	pct	ft-fa	pct	off	def	tot	avg								
FRESNO ST.	11/05/19	*	25	4-6	.667	0-2	.000	1-1	1.000	0	2	2	2.0	1	0	1	0	0	9	9.0	
BOISE ST.	11/09/19	*	26	10-12	.833	9-11	.818	1-2	.500	0	2	2	2.0	3	1	0	0	0	30	19.5	
vs Memphis	11/12/19	*	27	4-6	.667	4-5	.800	0-0	.000	1	2	3	2.3	4	0	0	0	1	12	17.0	
UT ARLINGTON	11/17/19	*	26	2-8	.250	2-4	.500	0-0	.000	0	3	3	2.5	0	2	1	1	1	6	14.3	
HOUSTON	11/22/19	*	25	6-11	.545	5-9	.556	1-1	1.000	0	0	0	2.0	2	1	0	0	1	18	15.0	
vs Seton Hall	11/27/19	*	27	1-5	.200	0-2	.000	4-4	1.000	0	5	5	2.5	2	1	0	0	1	6	13.5	
vs Gonzaga	11/28/19	*	19	1-6	.167	0-4	.000	0-0	.000	0	1	1	2.3	0	1	0	0	0	2	11.9	
vs North Carolina	11/29/19	*	16	1-6	.167	1-6	.167	0-0	.000	0	0	0	2.0	1	0	0	0	0	3	10.8	
HAWAII	12/07/19	*	28	3-6	.500	3-4	.750	2-2	1.000	3	3	6	2.4	0	1	0	0	1	11	10.8	
at Michigan	12/14/19	*	37	6-10	.600	6-10	.600	1-2	.500	0	4	4	2.6	1	0	2	0	1	19	11.6	
MONTANA	12/18/19	*	23	2-6	.333	2-5	.400	0-0	.000	0	4	4	2.7	1	3	0	0	3	6	11.1	
TEXAS SOUTHERN	12/21/19	*	31	1-3	.333	1-3	.333	0-0	.000	0	2	2	2.7	2	1	1	0	0	3	10.4	
Totals			12	310	41-85	.482	33-65	.508	10-12	.833	4	28	32	2.7	17	11	5	1	9	125	10.4

Games played: 12
Minutes/game: 25.8
Points/game: 10.4
FG Pct: 48.2
3FG Pct: 50.8
FT Pct: 83.3

Rebounds/game: 2.7
Assists/game: 0.9
Turnovers/game: 0.4
Assist/turnover ratio: 2.2
Steals/game: 0.8
Blocks/game: 0.1

2019-20 | SENIOR SEASON

- Second in the conference in three-pointers made (33) and three-point field goal percentage (.508).
- Seventh nationally in three-point field goal percentage.
- Hit a Matthew Knight Arena record nine three-pointers, finishing with a career-high 30 points vs. Boise State.
- Became the first Oregon player since Tajuan Porter in 2006 to make nine threes.
- His nine made threes against Boise State are the fifth-most in a game in Division I this year.
- One of just eight players nationally with nine or more made threes in a game this year.
- Went 6-of-10 from three-point range with 19 points at Michigan.

BEFORE OREGON

- Graduate transfer from New Mexico.
- As a redshirt junior in 2018-19, appeared in all 32 games for the Lobos, making 21 starts.
- Averaged a team-high 14.4 points per game while shooting 41.6 percent from three-point range.
- Broke the UNM single-season three point record with 106 made three-pointers.
- Named to the All-Mountain West Third Team.
- Recorded 24 double-digit scoring games, including seven games where he scored more than 20 points.
- As a sophomore (2017-18), appeared in all 34 games while starting 11.
- Averaged 12.7 points and 2.1 rebounds per game.
- Shot an impressive 49.4 percent from the field and 85.9 percent from the charity strip.
- Broke the UNM record for most three-point field goals in a conference season with 66.
- High School teammates with Payton Pritchard at West Linn High School.
- Won three-straight 6A Oregon State Championships with the Lions
- Earned 6A Second Team All-State honors as a senior and First Team
- All-State honors as a junior.

YEAR-BY-YEAR CAREER STATISTICS (2015-19 - New Mexico; 2019-20 - Oregon)

Season	GP-GS	Min./Avg.	FG-FGA	pct.	3FG-3FGA	pct.	FT-FTA	pct.	off	def	tot	avg.	pf	fo	asst	to	blk	stl	Points	Avg.
2015-16	25-0	164/6.6	17-44	.386	12-34	.353	11-12	.917	2	11	13	0.5	25	0	9	12	0	7	57	2.3
2016-17	10-0	64/6.4	10-25	.400	6-19	.316	3-3	1.000	1	9	10	1.0	4	0	8	2	0	2	29	2.9
2017-18	34-11	760/22.4	134-271	.494	98-207	.473	67-78	.859	14	58	72	2.1	87	5	34	27	4	19	433	12.7
2018-19	32-21	986/30.8	134-326	.411	106-255	.416	87-98	.888	14	57	71	2.2	80	3	66	61	5	34	461	14.4
2019-20	12-12	310/25.8	41-85	.482	33-65	.508	10-12	.833	4	28	32	2.7	17	0	11	5	1	9	125	10.4
TOTAL	113-44	2284/20.2	336-751	.447	255-580	.440	178-203	.877	35	163	198	1.8	213	8	128	107	10	71	1105	9.8

2019-20 SEASON HIGHS


Points	30	Boise State (11-9-19)
FG Made	10	Boise State (11-9-19)
FG Att.	12	Boise State (11-9-19)
3 PT Made	9	Boise State (11-9-19)
3 PT Att.	11	Boise State (11-9-19)
FT Made	4	vs. Seton Hall (11-27-19)
FT Att.	4	vs. Seton Hall (11-27-19)
Rebounds	6	Hawaii (12-7-19)
Assists	3	Montana (12-14-19)
Steals	3	Montana (12-14-19)
Blocks	1	UT Arlington (11-17-19)
Minutes	37	at Michigan (12-14-19)

2019-20 CAREER HIGHS

Points	30	Boise State (11-9-19)
FG Made	10	Boise State (11-9-19)
FG Att.	19	Nevada (1-5-19)
3 PT Made	9	Boise State (11-9-19)
3 PT Att.	15	Central Arkansas (12-16-18)
FT Made	11	North Texas (12-18-18)
FT Att.	11	North Texas (12-18-18)
Rebounds	8	Wyoming (1-19-19)
Assists	5	5 times
Steals	5	vs. Utah State (3-14-19)
Blocks	1	10 times
Minutes	39	vs. Wyoming (3-13-19)

MISCELLANEOUS STATS

CATEGORY	2019-20	CAREER
Double-digit scoring	5	57
20+ point games	1	12
Double-digit rebounding		
Double-doubles		
Led UO in scoring	2	2
Led UO in rebounding		
Led UO in assists		
Led UO in steals	3	3
Led UO in blocks		
5+ assist games	3	5
3+ steal games	2	4
3+ block games		



#33 FRANCIS OKORO

SOPHOMORE | FORWARD | 6-9 | 235 | IMO, NIGERIA

NORMAL WEST HS (ILL.) | COMPUTER SCIENCE

2019-20 Oregon Ducks Oregon Individual Game-by-Game (as of Dec 25, 2019) All games

#33 Francis Okoro

Opponent	Date	gs	min	Total		3-Pointers		Free throws		Rebounds				pf	a	t/o	blk	stl	pts	avg	
				fg-fga	pct	3fg-fga	pct	ft-fa	pct	off	def	tot	avg								
FRESNO ST.	11/05/19	*	28	4-8	.500	0-0	.000	2-3	.667	6	4	10	10.0	3	0	0	0	1	10	10.0	
vs Memphis	11/12/19	*	25	3-6	.500	0-0	.000	1-4	.250	3	6	9	9.5	3	0	0	1	1	7	8.5	
UT ARLINGTON	11/17/19	*	21	1-2	.500	0-0	.000	1-2	.500	2	4	6	8.3	3	1	0	1	0	3	6.7	
HOUSTON	11/22/19	*	26	4-4	1.000	0-0	.000	4-6	.667	1	3	4	7.3	2	1	1	1	0	12	8.0	
vs Seton Hall	11/27/19	*	14	1-4	.250	0-0	.000	0-1	.000	2	2	4	6.6	0	0	0	0	0	2	6.8	
vs Gonzaga	11/28/19	*	15	1-2	.500	0-0	.000	0-0	.000	2	3	5	6.3	2	0	0	1	1	2	6.0	
vs North Carolina	11/29/19	*	15	1-4	.250	0-0	.000	0-0	.000	3	0	3	5.9	3	1	0	0	0	2	5.4	
HAWAII	12/07/19	*	23	1-1	1.000	0-0	.000	1-2	.500	1	6	7	6.0	3	1	0	1	0	3	5.1	
at Michigan	12/14/19	*	22	1-2	.500	0-0	.000	2-2	1.000	1	3	4	5.8	4	0	1	1	1	4	5.0	
MONTANA	12/18/19	*	26	5-6	.833	0-0	.000	2-4	.500	4	13	17	6.9	1	0	1	1	0	12	5.7	
TEXAS SOUTHERN	12/21/19	*	27	1-2	.500	0-0	.000	0-2	.000	4	3	7	6.9	3	1	3	0	1	2	5.4	
Totals			11	242	23-41	.561	0-0	.000	13-26	.500	29	47	76	6.9	27	5	6	7	5	59	5.4

Games played: 11
Minutes/game: 22.0
Points/game: 5.4
FG Pct: 56.1
FT Pct: 50.0

Rebounds/game: 6.9
Assists/game: 0.5
Turnovers/game: 0.5
Assist/turnover ratio: 0.8
Steals/game: 0.5
Blocks/game: 0.6

2019-20 | SOPHOMORE SEASON

- Leads the team with 6.9 rebounds per game.
- Set a career-high with 17 rebounds and matched a career-high with 12 points vs. Montana to record second double-double of the year.
- His 17 boards are the most by an Oregon player since Chris Boucher in the 2016-17 season, also against Montana.
- Scored a career-high with 12 points, going 4-for-4 from the field vs. Houston while grabbing four rebounds.
- Recorded first career double-double, matching career-highs with 10 points and 10 rebounds in the season opener vs. Fresno State.
- Has three double-digit scoring performances through 11 games played this year after having just two his entire freshman year.

2018-19 | FRESHMAN SEASON

- Returned to the starting lineup 2/23 at UCLA and the team went on a 10-game winning streak starting with the next game.
- Tied the Pac-12 Tournament record with a career-high six blocked shots vs. Utah.
- Just missed his first career double-double with 9 points and 10 rebounds 3/9 at Washington.
- Matched career-high with 10 points and 7 rebs 3/1 vs. Arizona.
- Earned a season-high 10 rebounds 2/28 vs. Arizona State.
- 4 points and 3 blocked shots 2/23 at UCLA.
- Had 5 points and 3 rebounds vs. Stanford.
- Led UO with 6 rebounds and tallied 8 points vs. Washington.
- Acquired a season-high 6 rebounds and 1 block vs. USC.
- Posted 5 rebounds vs. Oregon State.
- Made first start at Boise State and grabbed 6 rebounds.
- Solid effort vs. Florida A&M with 7 points and 6 rebounds.
- Tallied 5 points and 1 block vs. Boise State.
- Scored 4 points and registered 5 rebounds vs. Eastern Washington.
- Netted 10 points and posted 6 rebounds against Portland State in his regular season debut.
- Double-double of 16 points and 10 rebounds in just 15 minutes in exhibition vs. WOU.

YEAR-BY-YEAR CAREER STATISTICS

Season	GP-GS	Min./Avg.	FG-FGA	pct.	3FG-3FGA	pct.	FT-FTA	pct.	off	def	tot	avg.	pf	fo	asst	to	blk	stl	Points	Avg.
2018-19	37-22	502/13.6	45-96	.469	0-0	.000	23-49	.469	49	70	119	3.2	65	1	6	26	20	7	113	3.1
2019-20	11-11	242/22.0	23-41	.561	0-0	.000	13-26	.500	29	47	76	6.9	27	0	5	6	7	5	59	5.4
TOTAL	48-33	744/15.5	68-137	.496	0-0	.000	36-75	.480	78	117	195	4.1	92	1	11	32	27	12	172	3.6

2019-20 SEASON HIGHS


Points	12	Houston (11-22-19)
		Montana (12-14-19)
FG Made	5	Montana (12-14-19)
FG Att.	8	Fresno State (11-5-19)
3 PT Made		
3 PT Att.		
FT Made	4	Houston (11-22-19)
FT Att.	6	Houston (11-22-19)
Rebounds	17	Montana (12-14-19)
Assists	1	5 times
Steals	1	5 times
Blocks	1	7 times
Minutes	28	Fresno State (11-5-19)

CAREER HIGHS

Points	12	Houston (11-22-19)
		Montana (12-14-19)
FG Made	5	Arizona (3-2-19)
		Montana (12-14-19)
FG Att.	9	Arizona (3-2-19)
3 PT Made		
3 PT Att.		
FT Made	4	Portland State (11-6-18)
		Houston (11-22-19)
FT Att.	6	Arizona State (2-28-19)
		Houston (11-22-19)
Rebounds	17	Montana (12-14-19)
Assists	1	11 times
Steals	2	vs. Utah (3-14-19)
Blocks	6	vs. Utah (3-14-19)
Minutes	28	Fresno State (11-5-19)

MISCELLANEOUS STATS

CATEGORY	2019-20	CAREER
Double-digit scoring	3	5
20+ point games		
Double-digit rebounding	2	4
Double-doubles	2	2
Led UO in scoring		
Led UO in rebounding	4	10
Led UO in assists		
Led UO in steals		1
Led UO in blocks	4	11
5+ assist games		
3+ steal games		
3+ block games		2



#25 LUKE OSBORN

RS-JUNIOR | GUARD | 6-6 | 215 | CLACKAMAS, ORE.

TUALATIN HS | ACCOUNTING

2019-20 Oregon Ducks Oregon Individual Game-by-Game (as of Dec 25, 2019) All games

#25 Luke Osborn

Opponent	Date	gs	min	Total		3-Pointers		Free throws		Rebounds				pf	a	t/o	blk	stl	pts	avg
				fg-fga	pct	3fg-fga	pct	ft-fa	pct	off	def	tot	avg							
HAWAII	12/07/19	2		0-0	.000	0-0	.000	0-0	.000	0	0	0	0.0	1	0	1	0	0	0	0.0
Totals		0	2	0-0	.000	0-0	.000	0-0	.000	0	0	0	0.0	1	0	1	0	0	0	0.0

Games played: 1
Minutes/game: 2.0

Turnovers/game: 1.0

2019-20 | RS-JUNIOR SEASON

- Saw first action of the season playing two minutes against Hawaii

2018-19 | RS-SOPHOMORE SEASON

- Saw action in seven games.
- Collected his first two career rebounds 2/28 vs. ASU.
- Made his collegiate debut vs. Eastern Washington.

YEAR-BY-YEAR CAREER STATISTICS

Season	GP-GS	Min./Avg.	FG-FGA	pct.	3FG-3FGA	pct.	FT-FTA	pct.	off	def	tot	avg.	pf	fo	asst	to	blk	stl	Points	Avg.
2018-19	7-0	9/1.3	0-1	.000	0-1	.000	0-0	.000	0	2	2	0.3	0	0	0	0	0	0	0	0.0
2019-20	1-0	2/2.0	0-0	.000	0-0	.000	0-0	.000	0	0	0	0.0	1	0	0	1	0	0	0	0.0
TOTAL	8-0	11/1.4	0-1	.000	0-1	.000	0-0	.000	0	2	2	0.3	1	0	0	1	0	0	0	0.0

2019-20 SEASON HIGHS


Points	
FG Made	
FG Att.	
3 PT Made	
3 PT Att.	
FT Made	
FT Att.	
Rebounds	
Assists	
Steals	
Blocks	
Minutes	2 Hawaii (12-7-19)

CAREER HIGHS

Points	
FG Made	
FG Att.	1 Arizona State (2-28-19)
3 PT Made	
3 PT Att.	1 Arizona State (2-28-19)
FT Made	
FT Att.	
Rebounds	2 Arizona State (2-28-19)
Assists	
Steals	
Blocks	
Minutes	3 vs. Washington State (3-14-19)

MISCELLANEOUS STATS

CATEGORY	2019-20	CAREER
Double-digit scoring		
20+ point games		
Double-digit rebounding		
Double-doubles		
Led UO in scoring		
Led UO in rebounding		
Led UO in assists		
Led UO in steals		
Led UO in blocks		
5+ assist games		
3+ steal games		
3+ block games		



#22 ADDISON PATTERSON

FRESHMAN | GUARD | 6-6 | 195 | MILTON, ONTARIO

BELLA VISTA COLLEGE PREP | UNDECLARED

2019-20 Oregon Ducks Oregon Individual Game-by-Game (as of Dec 25, 2019) All games

#22 Addison Patterson

Opponent	Date	gs	min	Total		3-Pointers		Free throws		Rebounds				pf	a	t/o	blk	stl	pts	avg
				fg-fga	pct	3fg-fga	pct	ft-fa	pct	off	def	tot	avg							
FRESNO ST.	11/05/19	8		0-1	.000	0-0	.000	0-0	.000	0	0	0	0.0	1	0	1	0	0	0	0.0
BOISE ST.	11/09/19	18		7-7	1.000	0-0	.000	3-4	.750	0	4	4	2.0	5	0	2	1	0	17	8.5
vs Memphis	11/12/19	17		2-5	.400	0-0	.000	3-6	.500	1	1	2	2.0	3	1	3	0	2	7	8.0
UT ARLINGTON	11/17/19	18		3-5	.600	2-4	.500	1-2	.500	0	3	3	2.3	1	0	1	0	1	9	8.3
HOUSTON	11/22/19	5		0-1	.000	0-0	.000	1-2	.500	0	1	1	2.0	0	0	1	0	0	1	6.8
vs Seton Hall	11/27/19	10		1-3	.333	0-0	.000	1-2	.500	0	1	1	1.8	1	0	1	0	0	3	6.2
vs Gonzaga	11/28/19	13		1-4	.250	1-3	.333	2-2	1.000	0	1	1	1.7	2	0	0	0	0	5	6.0
vs North Carolina	11/29/19	14		1-5	.200	1-3	.333	0-0	.000	1	0	1	1.6	1	1	1	0	0	3	5.6
HAWAII	12/07/19	15		5-7	.714	0-1	.000	0-0	.000	1	0	1	1.6	4	0	3	0	0	10	6.1
at Michigan	12/14/19	14		0-2	.000	0-1	.000	0-0	.000	0	0	0	1.4	1	0	0	0	0	0	5.5
MONTANA	12/18/19	15		0-1	.000	0-1	.000	1-2	.500	0	2	2	1.5	3	0	2	0	1	1	5.1
TEXAS SOUTHERN	12/21/19	5		1-1	1.000	0-0	.000	0-0	.000	0	0	0	1.3	2	0	3	0	0	2	4.8
Totals		0	152	21-42	.500	4-13	.308	12-20	.600	3	13	16	1.3	24	2	18	1	4	58	4.8

Games played: 12
Minutes/game: 12.7
Points/game: 4.8
FG Pct: 50.0
3FG Pct: 30.8
FT Pct: 60.0

Rebounds/game: 1.3
Assists/game: 0.2
Turnovers/game: 1.5
Assist/turnover ratio: 0.1
Steals/game: 0.3
Blocks/game: 0.1

2019-20 | FRESHMAN SEASON

- Went a perfect 7-for-7 from the field with 17 points and four rebounds vs. Boise State.
- First Oregon player since 2017 to go perfect from the field on seven or more field goal attempts.
- Scored 10 points on 5-of-7 shooting off the bench against Hawaii

BEFORE OREGON

- Reclassified from the class of 2020 to the class of 2019.
- Four-star recruit with a scout grade of 89 according to ESPN.com.
- Ranked 26th in ESPN's top 60 for the class of 2020.
- Ranked 35th nationally in 2020 by 247Sports.com.
- Ranked 46th nationally in the 2020 class by Scout.com.
- Member of Canada's U17 National Team.

YEAR-BY-YEAR CAREER STATISTICS

Season	GP-GS	Min./Avg.	FG-FGA	pct.	3FG-3FGA	pct.	FT-FTA	pct.	off	def	tot	avg.	pf	fo	asst	to	blk	stl	Points	Avg.
2019-20	12-0	152/12.7	21-42	.500	4-13	.308	12-20	.600	3	13	16	1.3	24	1	2	18	1	4	58	4.8
TOTAL	12-0	152/12.7	21-42	.500	4-13	.308	12-20	.600	3	13	16	1.3	24	1	2	18	1	4	58	4.8

2019-20 SEASON HIGHS

Points	17	Boise State (11-9-19)
FG Made	7	Boise State (11-9-19)
FG Att.	7	Boise State (11-9-19)
		Hawaii (12-7-19)
3 PT Made	2	UT Arlington (11-17-19)
3 PT Att.	4	UT Arlington (11-17-19)
FT Made	3	Boise State (11-9-19)
		Memphis (11-12-19)
FT Att.	6	Memphis (11-12-19)
Rebounds	4	Boise State (11-9-19)
Assists	1	2 times
Steals	2	Memphis (11-12-19)
Blocks	1	Boise State (11-9-19)
Minutes	18	Boise State (11-9-19)
		UT Arlington (11-17-19)

CAREER HIGHS

Points	17	Boise State (11-9-19)
FG Made	7	Boise State (11-9-19)
FG Att.	7	Boise State (11-9-19)
		Hawaii (12-7-19)
3 PT Made	2	UT Arlington (11-17-19)
3 PT Att.	4	UT Arlington (11-17-19)
FT Made	3	Boise State (11-9-19)
		Memphis (11-12-19)
FT Att.	6	Memphis (11-12-19)
Rebounds	4	Boise State (11-9-19)
Assists		
Steals	2	Memphis (11-12-19)
Blocks	1	Boise State (11-9-19)
Minutes	18	Boise State (11-9-19)
		UT Arlington (11-17-19)

MISCELLANEOUS STATS

CATEGORY	2019-20	CAREER
Double-digit scoring	2	2
20+ point games		
Double-digit rebounding		
Double-doubles		
Led UO in scoring		
Led UO in rebounding		
Led UO in assists		
Led UO in steals	2	2
Led UO in blocks		
5+ assist games		
3+ steal games		
3+ block games		



#3 PAYTON PRITCHARD

SENIOR | GUARD | 6-2 | 195 | WEST LINN, ORE.

WEST LINN HS | GENERAL SOCIAL SCIENCE

2019-20 Oregon Ducks Oregon Individual Game-by-Game (as of Dec 25, 2019) All games

#03 Payton Pritchard

Opponent	Date	gs	min	Total		3-Pointers		Free throws		Rebounds				pf	a	t/o	blk	stl	pts	avg
				fg-fga	pct	3fg-fga	pct	ft-fa	pct	off	def	tot	avg							
FRESNO ST.	11/05/19	*	35	8-13	.615	0-3	.000	8-12	.667	1	6	7	7.0	1	7	3	0	2	24	24.0
BOISE ST.	11/09/19	*	34	7-12	.583	2-3	.667	3-4	.750	1	5	6	6.5	1	7	1	0	3	19	21.5
vs Memphis	11/12/19	*	33	4-11	.364	2-8	.250	4-6	.667	0	4	4	5.7	3	6	6	0	0	14	19.0
UT ARLINGTON	11/17/19	*	32	10-16	.625	2-6	.333	2-2	1.000	0	8	8	6.3	2	3	3	0	0	24	20.3
HOUSTON	11/22/19	*	37	5-11	.455	2-5	.400	4-5	.800	0	2	2	5.4	2	5	2	0	2	16	19.4
vs Seton Hall	11/27/19	*	29	5-10	.500	3-7	.429	3-4	.750	0	0	0	4.5	3	6	6	0	1	16	18.8
vs Gonzaga	11/28/19	*	38	7-23	.304	3-9	.333	0-0	.000	0	5	5	4.6	1	4	1	0	2	17	18.6
vs North Carolina	11/29/19	*	37	6-13	.462	5-9	.556	2-4	.500	0	3	3	4.4	1	6	3	0	3	19	18.6
HAWAII	12/07/19	*	35	8-11	.727	3-6	.500	1-1	1.000	0	3	3	4.2	2	11	3	0	0	20	18.8
at Michigan	12/14/19	*	40	11-19	.579	0-1	.000	1-3	.333	0	3	3	4.1	2	4	3	0	3	23	19.2
MONTANA	12/18/19	*	31	5-10	.500	2-4	.500	2-3	.667	0	5	5	4.2	0	7	4	0	3	14	18.7
TEXAS SOUTHERN	12/21/19	*	38	6-8	.750	2-3	.667	15-17	.882	1	4	5	4.3	2	6	1	0	4	29	19.6
Totals			12	419	82-157	.522	26-64	.406	45-61	.738	3	48	51	4.3	20	72	36	0	235	19.6

Games played: 12
Minutes/game: 34.9
Points/game: 19.6
FG Pct: 52.2
3FG Pct: 40.6
FT Pct: 73.8

Rebounds/game: 4.3
Assists/game: 6.0
Turnovers/game: 3.0
Assist/turnover ratio: 2.0
Steals/game: 1.9

CAREER

- Ranks 2nd in UO career steals with 187. Trails only UO career leader Kenya Wilkins (213/1993-97).
- Ranks 3rd in UO career assists with 559. Next up is Ron Lee (572/1972-76).
- Became the 37th 1,000-point scorer in UO history last season.
- Ranks 13th in UO career scoring with 1,538 points. E.J. Singler is 12th (1,546/2009-13).
- Ranks 4th in UO career three-pointers with 226. Next up is James Davis (3rd/242).
- Joins UO Hall of Famer Ron Lee as the only players in program history with 1,500 career points, 500 career assists and 400 career rebounds.
- Has made 121 consecutive starts, the longest active streak in the nation.
- Is on pace to become Oregon's career leader in assists, steals, wins and games played.

2019-20 | SENIOR SEASON

- Has scored in double figures in each of the first 12 games.
- Second in the conference with 6.0 assists per game.
- Only player in the Pac-12 in the top five in both scoring (4th) and assists (2nd).
- Only player nationally averaging at least 19 points, four rebounds and six assists per game.
- Matched a career-high with 29 points on 6-of-8 shooting, going 15-for-17 from the line against Texas Southern.
- Named Pac-12 Player of the Week for the first time in his career, and Oscar Robertson Trophy National Player of the Week after scoring 15 of the team's final 17 points, finishing with 23 points in an overtime win at No. 5 Michigan.
- Turned in first double-double of the year with 20 points and 11 assists against Hawaii.
- First Oregon player since 2013 with at least 20 points and 10 assists in a game and one of just eight players nationally to do it this year.
- Named to the Battle 4 Atlantis All-Tournament Team after averaging 17.3 points and 5.3 assists per game.
- Opened the season by scoring 24 points while grabbing seven boards and recording seven assists vs. Fresno State
- First Oregon player since Joe Young in 2015 to score 20 points and have seven rebounds and assists in a game
- His 24 points were the most in a season opener since 2014 when Joe Young scored 32.
- Matched a season-high with 24 points vs. UT Arlington, making a career-high 10 field goals, while grabbing eight boards.

2018-19 | JUNIOR SEASON

- Pac-12 Tournament Most Outstanding Player.
- Led the nation in total minutes played (1,349).
- His 68 steals rank third on the UO single-season list.
- His 175 assists are fourth on the UO single-season list.
- 2nd in the Pac-12 Conference with 1.8 steals per game.

YEAR-BY-YEAR CAREER STATISTICS

Season	GP-GS	Min./Avg.	FG-FGA	pct.	3FG-3FGA	pct.	FT-FTA	pct.	off	def	tot	avg.	pf	fo	asst	to	blk	stl	Points	Avg.
2016-17	39-35	1105/28.3	96-244	.393	50-143	.350	46-63	.730	23	108	131	3.4	88	0	141	56	3	45	288	7.4
2017-18	36-36	1265/35.1	178-398	.447	85-206	.413	82-106	.774	18	120	138	3.8	88	1	171	76	0	51	523	14.5
2018-19	38-38	1349/35.5	167-400	.418	65-198	.328	93-111	.838	33	114	147	3.9	83	1	175	75	3	68	492	12.9
2019-20	12-12	419/34.9	82-157	.522	26-64	.406	45-61	.738	3	48	51	4.3	20	0	72	36	0	23	235	19.6
TOTAL	125-121	4138/33.1	523-1199	.436	226-611	.370	266-341	.780	77	390	467	3.7	279	2	559	243	6	187	1538	12.3

2019-20 SEASON HIGHS


Points	29	Texas Southern (12-21-19)
FG Made	11	at Michigan (12-14-19)
FG Att.	23	vs. Gonzaga (11-28-19)
3 PT Made	5	vs. North Carolina (11-29-19)
3 PT Att.	9	vs. Gonzaga (11-28-19)
		vs. North Carolina (11-29-19)
FT Made	15	Texas Southern (12-21-19)
FT Att.	17	Texas Southern (12-21-19)
Rebounds	8	UT Arlington (11-17-19)
Assists	11	Hawaii (12-7-19)
Steals	4	Texas Southern (12-21-19)
Blocks		
Minutes	40	at Michigan (12-14-19)

CAREER HIGHS

Points	29	vs. DePaul (11-24-17)
		Texas Southern (12-21-19)
FG Made	11	at Michigan (12-14-19)
FG Att.	23	vs. Gonzaga (11-28-19)
3 PT Made	7	vs. DePaul (11-24-17)
3 PT Att.	13	vs. DePaul (11-24-17)
FT Made	15	Texas Southern (12-21-19)
FT Att.	17	Texas Southern (12-21-19)
Rebounds	10	California (2-6-19)
Assists	13	Savannah State (12-3-16)
Steals	6	Washington State (1-27-19)
Blocks	2	Army (11-11-16)
Minutes	42	3 times

MISCELLANEOUS STATS

CATEGORY	2019-20	CAREER
Double-digit scoring	12	74
20+ point games	5	18
Double-digit rebounding		1
Double-doubles	1	3
Led UO in scoring	9	38
Led UO in rebounding	1	11
Led UO in assists	11	74
Led UO in steals	8	51
Led UO in blocks		
5+ assist games	9	54
3+ steal games	5	28
3+ block games		



#0 WILL RICHARDSON

SOPHOMORE | GUARD | 6-5 | 180 | HINESVILLE, GA.

OAK HILL ACADEMY | UNDECLARED

2019-20 Oregon Ducks Oregon Individual Game-by-Game (as of Dec 25, 2019) All games

#00 Will Richardson

Opponent	Date	gs	min	Total		3-Pointers		Free throws		Rebounds				pf	a	t/o	blk	stl	pts	avg
				fg-fga	pct	3fg-fga	pct	ft-fa	pct	off	def	tot	avg							
FRESNO ST.	11/05/19	20	1-6	.167	0-1	.000	5-6	.833	2	3	5	5.0	1	3	1	1	7	7.0		
BOISE ST.	11/09/19	28	3-6	.500	1-1	1.000	0-0	.000	0	1	1	3.0	2	3	2	0	2	7	7.0	
vs Memphis	11/12/19	31	3-8	.375	2-4	.500	2-2	1.000	1	1	2	2.7	2	6	2	0	0	10	8.0	
UT ARLINGTON	11/17/19	22	4-5	.800	1-1	1.000	0-0	.000	1	4	5	3.3	4	2	2	0	1	9	8.3	
HOUSTON	11/22/19	23	3-5	.600	1-1	1.000	4-5	.800	2	3	5	3.6	2	2	0	0	1	11	8.8	
vs Seton Hall	11/27/19	22	1-2	.500	0-0	.000	0-0	.000	0	4	4	3.7	1	1	0	0	0	2	7.7	
vs Gonzaga	11/28/19	27	3-8	.375	0-2	.000	0-0	.000	3	1	4	3.7	2	1	0	0	1	6	7.4	
vs North Carolina	11/29/19	29	7-12	.583	3-4	.750	0-0	.000	1	2	3	3.6	2	3	2	1	2	17	8.6	
HAWAII	12/07/19	27	5-7	.714	2-2	1.000	4-4	1.000	0	2	2	3.4	1	3	1	0	2	16	9.4	
at Michigan	12/14/19	37	3-7	.429	0-0	.000	1-1	1.000	0	4	4	3.5	1	1	1	0	0	7	9.2	
MONTANA	12/18/19	26	6-8	.750	2-3	.667	0-0	.000	0	3	3	3.5	1	4	1	0	2	14	9.6	
TEXAS SOUTHERN	12/21/19	30	6-11	.545	4-7	.571	2-2	1.000	2	2	4	3.5	2	2	3	0	0	18	10.3	
Totals		0	322	45-85	.529	16-26	.615	18-20	.900	12	30	42	3.5	21	29	17	2	124	10.3	

Games played: 12
Minutes/game: 26.8
Points/game: 10.3
FG Pct: 52.9
3FG Pct: 61.5
FT Pct: 90.0

Rebounds/game: 3.5
Assists/game: 2.4
Turnovers/game: 1.4
Assist/turnover ratio: 1.7
Steals/game: 1.0
Blocks/game: 0.2

2019-20 | SOPHOMORE SEASON

- Leads the Pac-12 in three-point field goal percentage, shooting 61.5 percent on the year.
- His six games in double figures in scoring are the most by a Pac-12 player off the bench this year.
- Averaging 14.4 points per game over the last six games.
- Poured in a season-high 18 points on 6-of-11 shooting, including 4-of-7 from deep against Texas Southern.
- Tied for the team lead with 14 points off the bench while dishing out four assists against Montana.
- Finished with 16 points and three assists on 5-of-7 shooting vs. Hawaii.
- Scored a season-high 17 points on 7-of-12 shooting vs. North Carolina in the Battle 4 Atlantis finale.
- Put up a season-high 11 points while grabbing five boards vs. Houston.
- Scored 10 points off the bench while recording six assists and hitting a key three-pointer to put Oregon up seven late in the game vs. Memphis.

2018-19 | FRESHMAN SEASON

- Scored 7 points with 5 rebounds in the NCAA win against Wisconsin.
- Contributed 10 points and five assists in the Pac-12 Tournament opening round win against Washington State.
- Scored 11 points off the bench 3/6 at Washington State.
- Netted 12 points vs. Arizona on 3/1.
- Had 5 assists 2/23 at UCLA.
- Led UO with 4 assists vs. Stanford.
- Dished out a season-best 9 assists against California.
- Registered season-highs with 19 points and 3 blocks vs. Utah.
- Had 6 assists vs. Washington State.
- Collected 4 assists and 3 steals vs. Washington.
- Scored 11 points vs. USC.
- 11 points with 6 assists vs. UCLA.
- Had 10 points and a season-best 4 steals at Baylor.

YEAR-BY-YEAR CAREER STATISTICS

Season	GP-GS	Min./Avg.	FG-FGA	pct.	3FG-3FGA	pct.	FT-FTA	pct.	off	def	tot	avg.	pf	fo	asst	to	blk	stl	Points	Avg.
2018-19	38-12	922/24.3	80-171	.468	15-54	.278	54-80	.675	24	66	90	2.4	69	1	95	64	7	43	229	6.0
2019-20	12-0	322/26.8	45-85	.529	16-26	.615	18-20	.900	12	30	42	3.5	21	0	29	17	2	12	124	10.3
TOTAL	50-12	1244/24.9	125-256	.488	31-80	.388	72-100	.720	36	96	132	2.6	90	1	124	81	9	55	353	7.1

2019-20 SEASON HIGHS

Points	18	Texas Southern (12-21-19)
FG Made	7	vs. North Carolina (11-29-19)
FG Att.	12	vs. North Carolina (11-29-19)
3 PT Made	4	Texas Southern (12-21-19)
3 PT Att.	7	Texas Southern (12-21-19)
FT Made	5	Fresno State (11-5-19)
FT Att.	6	Fresno State (11-5-19)
Rebounds	5	3 times
Assists	6	vs. Memphis (11-12-19)
Steals	2	4 times
Blocks	1	Fresno State (11-5-19)
		vs. North Carolina (11-29-19)
Minutes	37	at Michigan (12-14-19)

CAREER HIGHS

Points	19	at Utah (1-31-19)
FG Made	8	at Utah (1-31-19)
FG Att.	12	at Utah (1-31-19)
		vs. North Carolina (11-29-19)
3 PT Made	4	Texas Southern (12-21-19)
3 PT Att.	7	Texas Southern (12-21-19)
FT Made	8	Green Bay (11-20-18)
FT Att.	10	Green Bay (11-20-18)
Rebounds	8	Texas Southern (11-26-18)
Assists	9	California (2-6-19)
Steals	4	at Baylor (12-21-18)
Blocks	3	at Utah (1-31-19)
Minutes	37	at Michigan (12-14-19)

MISCELLANEOUS STATS

CATEGORY	2019-20	CAREER
Double-digit scoring	6	16
20+ point games		
Double-digit rebounding		
Double-doubles		
Led UO in scoring	1	2
Led UO in rebounding		2
Led UO in assists	1	8
Led UO in steals	2	7
Led UO in blocks	1	3
5+ assist games	1	7
3+ steal games		4
3+ block games		1



#14 C.J. WALKER

FRESHMAN | FORWARD | 6-8 | 195 | SANFORD, FLA.

OAK RIDGE HS | UNDECLARED

2019-20 Oregon Ducks Oregon Individual Game-by-Game (as of Dec 25, 2019) All games

#14 C.J. Walker

Opponent	Date	gs	min	Total		3-Pointers		Free throws		Rebounds				pf	a	t/o	blk	stl	pts	avg	
				fg-fga	pct	3fg-fga	pct	ft-fa	pct	off	def	tot	avg								
FRESNO ST.	11/05/19		11	0-1	.000	0-1	.000	0-0	.000	0	2	2	2.0	1	0	2	0	0	0	0.0	
BOISE ST.	11/09/19	*	11	1-2	.500	0-0	.000	0-1	.000	0	2	2	2.0	5	0	0	0	0	2	1.0	
vs Memphis	11/12/19		5	0-1	.000	0-0	.000	0-0	.000	0	0	0	1.3	3	0	1	0	1	0	0.7	
UT ARLINGTON	11/17/19		21	0-2	.000	0-1	.000	0-0	.000	0	8	8	3.0	0	0	0	1	0	0	0.5	
HOUSTON	11/22/19		16	0-0	.000	0-0	.000	2-2	1.000	0	3	3	3.0	3	0	1	0	0	2	0.8	
vs Seton Hall	11/27/19		21	4-8	.500	1-1	1.000	3-6	.500	3	2	5	3.3	3	1	2	1	1	12	2.7	
vs Gonzaga	11/28/19		25	4-7	.571	2-2	1.000	2-4	.500	4	0	4	3.4	5	0	0	2	2	12	4.0	
vs North Carolina	11/29/19		23	1-4	.250	0-1	.000	4-6	.667	2	1	3	3.4	2	0	1	1	0	6	4.3	
HAWAII	12/07/19	*	22	8-10	.800	2-3	.667	0-0	.000	0	2	2	3.2	4	1	1	1	0	18	5.8	
at Michigan	12/14/19	*	24	3-5	.600	1-1	1.000	0-0	.000	0	2	2	3.1	3	0	1	2	0	7	5.9	
MONTANA	12/18/19	*	21	3-9	.333	0-3	.000	0-1	.000	2	1	3	3.1	0	2	1	1	0	6	5.9	
TEXAS SOUTHERN	12/21/19	*	22	4-9	.444	0-3	.000	1-1	1.000	1	1	2	3.0	1	0	2	0	1	9	6.2	
Totals			5	222	28-58	.483	6-16	.375	12-21	.571	12	24	36	3.0	30	4	12	9	5	74	6.2

Games played: 12
Minutes/game: 18.5
Points/game: 6.2
FG Pct: 48.3
3FG Pct: 37.5
FT Pct: 57.1

Rebounds/game: 3.0
Assists/game: 0.3
Turnovers/game: 1.0
Assist/turnover ratio: 0.3
Steals/game: 0.4
Blocks/game: 0.8

2019-20 | FRESHMAN SEASON

- Averaging 10.0 points per game on 27-of-52 shooting over the last seven games after scoring just four points total in the first five.
- Finished with a season-high 18 points on 8-of-10 shooting against Hawaii.
- Averaged 10.0 points and 4.0 rebounds in 23 minutes per game off the bench in the Battle 4 Atlantis.
- Scored 12 points in each of the first two games of the tournament vs. Seton Hall and Gonzaga.
- Grabbed a season-high eight rebounds vs. UT Arlington.
- Made first career start Nov. 9 versus Boise State.
- Played 11 minutes off the bench in collegiate debut, grabbing two rebounds vs. Fresno State.

BEFORE OREGON

- Five-star recruit with a scout grade of 92 according to espn.com.
- Ranked 19th in ESPN's top 100 for the 2019 recruiting class.
- Rivals also lists Walker as a five-star and 24th nationally.
- The No. 30 player overall according to 247Sports.
- Named the 2018-19 Orlando Sentinel boys basketball Player of the Year.
- Selected to play in the Jordan Brand Classic Game.
- Was the Florida Dairy Farmers Mr. Basketball runner-up.
- Named Class 9A Player of the Year.
- Averaged 15.8 points, 13.8 rebounds and 3.8 blocked shots during his senior campaign (2018-19).
- Averaged 15.9 points, 9.9 rebounds and 2.5 blocks over 16 games during the 2018 Nike EYBL circuit.

YEAR-BY-YEAR CAREER STATISTICS

Season	GP-GS	Min./Avg.	FG-FGA	pct.	3FG-3FGA	pct.	FT-FTA	pct.	off	def	tot	avg.	pf	fo	asst	to	blk	stl	Points	Avg.
2019-20	12-5	222/18.5	28-58	.483	6-16	.375	12-21	.571	12	24	36	3.0	30	2	4	12	9	5	74	6.2
TOTAL	12-5	222/18.5	28-58	.483	6-16	.375	12-21	.571	12	24	36	3.0	30	2	4	12	9	5	74	6.2

2019-20 SEASON HIGHS

Points	18	Hawaii (12-7-19)
FG Made	8	Hawaii (12-7-19)
FG Att.	10	Hawaii (12-7-19)
3 PT Made	2	vs. Gonzaga (11-28-19)
		Hawaii (12-7-19)
3 PT Att.	3	2 times
FT Made	4	vs. North Carolina (11-29-19)
FT Att.	6	vs. Seton Hall (11-27-19)
		vs. North Carolina (11-29-19)
Rebounds	8	UT Arlington (11-17-19)
Assists	2	Montana (12-14-19)
Steals	2	vs. Gonzaga (11-28-19)
Blocks	2	vs. Gonzaga (11-28-19)
		at Michigan (12-14-19)
Minutes	25	vs. Gonzaga (11-28-19)

CAREER HIGHS

Points	18	Hawaii (12-7-19)
FG Made	8	Hawaii (12-7-19)
FG Att.	10	Hawaii (12-7-19)
3 PT Made	2	vs. Gonzaga (11-28-19)
		Hawaii (12-7-19)
3 PT Att.	3	Hawaii (12-7-19)
FT Made	4	vs. North Carolina (11-29-19)
FT Att.	6	vs. Seton Hall (11-27-19)
		vs. North Carolina (11-29-19)
Rebounds	8	UT Arlington (11-17-19)
Assists	2	Montana (12-14-19)
Steals	2	vs. Gonzaga (11-28-19)
Blocks	2	vs. Gonzaga (11-28-19)
		at Michigan (12-14-19)
Minutes	25	vs. Gonzaga (11-28-19)

MISCELLANEOUS STATS

CATEGORY	2019-20	CAREER
Double-digit scoring	3	3
20+ point games		
Double-digit rebounding		
Double-doubles		
Led UO in scoring		
Led UO in rebounding	1	1
Led UO in assists		
Led UO in steals	2	2
Led UO in blocks	4	4
5+ assist games		
3+ steal games		
3+ block games		



#15 LÖK WUR

FRESHMAN | FORWARD | 6-8 | 200 | OMAHA, NEB.

PAPILLION LA VISTA SOUTH HS | UNDECLARED

BEFORE OREGON

- Averaged 20.8 points, 10.0 rebounds, 2.5 blocks and 1.5 assists per game during his senior campaign at Papillion La Vista South.
- Shot 51 percent from the field and 75 percent from the charity stripe.
- Led the Titans to their first state tournament appearance in six years.
- Named Second Team All-State by USA Today.

YEAR-BY-YEAR CAREER STATISTICS

Season	GP-GS	Min./Avg.	FG-FGA	pct.	3FG-3FGA	pct.	FT-FTA	pct.	off	def	tot	avg.	pf	fo	asst	to	blk	stl	Points	Avg.
2019-20																				
TOTAL																				

2019-20 SEASON HIGHS

Points _____
 FG Made _____
 FG Att. _____
 3 PT Made _____
 3 PT Att. _____
 FT Made _____
 FT Att. _____
 Rebounds _____
 Assists _____
 Steals _____
 Blocks _____
 Minutes _____

CAREER HIGHS

Points _____
 FG Made _____
 FG Att. _____
 3 PT Made _____
 3 PT Att. _____
 FT Made _____
 FT Att. _____
 Rebounds _____
 Assists _____
 Steals _____
 Blocks _____
 Minutes _____

MISCELLANEOUS STATS

CATEGORY	2019-20	CAREER
Double-digit scoring		
20+ point games		
Double-digit rebounding		
Double-doubles		
Led UO in scoring		
Led UO in rebounding		
Led UO in assists		
Led UO in steals		
Led UO in blocks		
5+ assist games		
3+ steal games		
3+ block games		

HEAD COACH DANA ALTMAN



DANA ALTMAN

EXPERIENCE

Oregon Experience	10th Season
Oregon Record	245-98
Career Record (35th year)	778-365
NCAA Division I Record (31st year)	655-341
Alma Mater	Eastern New Mexico (1980)
	Western State (1981)

COACHING EXPERIENCE BY YEAR

2011-Pres.	Oregon (Head Coach)
1995-10	Creighton (Head Coach)
1991-94	Kansas State (Head Coach)
1990	Marshall (Head Coach)
1987-89	Kansas State (Assistant Coach)
1984-86	Moberly (Mo.) JC (Head Coach)
1983	Southeast (Neb.) JC (Head Coach)
1980-82	Western State (Assistant Coach)

DANA ALTMAN QUICK HITS

- One of six active coaches with 22 consecutive winning seasons.
- 10th active coach, 34th all-time, to reach 600 career wins at the Division I level.
- Is the winningest coach in program history.
- 14 career NCAA Tournament appearances, with four Sweet 16s, two Elite Eights and one Final Four (2017).
- Is the winningest coach in Pac-12 Tournament history (19).
- 2013 Jim Phelan National Coach of the Year.
- Three-time Pac-12 Coach of the year (2013, 2015, 2016).
- 5 Ducks selected in the last three NBA Drafts.
- Has a .500 or better record in 27 of 30 seasons as a Division I head coach.
- Named the Missouri Valley Conference all-Centennial Team coach.
- Was a walk-on at Southeast Junior College.
- Is an Eagle Scout.

Dana Altman is one of only six active coaches in NCAA Division I with 22 consecutive winning seasons. He is part of an exclusive fraternity that includes Hall-of-Famers Mike Krzyzewski, Tom Izzo, Roy Williams, Bill Self and Jim Boheim.

He is the 34th head coach to record 600 career wins at the Division I level and is now the winningest head coach in Oregon history. In 2016-17, Altman led Oregon back to the Final Four for the first time in 78 years.

In 2019, he became the winningest coach in Pac-12 Tournament history, reaching 19 victories.

The 2013 National Coach of the Year and three-time Pac-12 Coach of the Year has won more games in his first nine seasons than any coach in Oregon history. Altman is 235-96 in Eugene, and 645-339 in 29 seasons as a head coach at the NCAA Division I level in stints at Oregon, Creighton, Kansas State and Marshall.

Altman, the 19th head coach in the history of the University of Oregon men's basketball program, has led the Ducks to nine consecutive 20-win seasons and nine postseason appearances. He led Oregon to five straight NCAA Tournaments (2013-17) for the first time in school history, winning at least one game in each of those years. Included in those NCAA appearances are a Final Four (2017), two Elite Eights (2016, 2017) and three Sweet 16s (2013, 2016, 2017). Altman now has 21 seasons of 20-plus wins to his credit (11 at Creighton, nine at Oregon, one at Kansas State).

In addition to another 20-win season and a postseason appearance, the 2017-18 season saw another first for Altman when Troy Brown Jr. became his first career NBA first round draft choice (No. 15 overall, Washington).

Oregon entered the 2016-17 season with lofty expectations, and the Ducks lived up to every one of them. The Ducks won the Pac-12 title for the second consecutive season and advanced to the Final Four for the first time since the 1939 Webfoots won the very first NCAA title. Along the way, Oregon won a program-record 33 games and also reached a high-water mark for conference victories with 16. Dillon Brooks was named the Pac-12 player of the year and a consensus All-American, while Jordan Bell was the Pac-12 defensive player of the year and the NCAA Midwest Regional most outstanding player. Jordan, Brooks and Tyler Dorsey were all selected in the 2017 NBA Draft.

The 2015-16 season saw Altman reach new heights as a coach and achieve honors matched only by some of the very best mentors in the history of the Pac-12 Conference. Altman guided Oregon to the Pac-12's regular season and conference title in the same year for the first time in school history. He also reached the NCAA's Elite Eight for the first time and was named Pac-12 Coach of the Year for the third time in four seasons, a feat matched only by Hall of Famer Lute Olson of Arizona. The individual honors won by players under his guidance included All-American Brooks, Pac-12 Tournament MOP Elgin Cook, Pac-12 all-defensive selection Chris Boucher and Pac-12 all-freshman pick Dorsey.

In 2014-15, in one of the finest coaching performances of his career, Altman guided a team that had only three returning scholarship players to a 26-10 record, a runner-up finish in the Pac-12 (13-5) and the second round of the NCAA Tournament. He was the runaway choice for Pac-12 Coach of the Year, while Joseph Young tied the school single-season scoring record in being named Pac-12 Player of the Year. Cook was an all-Pac-12 second-team selection, while Bell and Brooks made the Pac-12's all-freshman team.

The 2013-14 season saw Altman win his 500th game as a Division I head coach when Oregon defeated Washington on Feb. 19. He also joined Basketball Hall of Famer Howard Hobson as the only men to lead Oregon to four consecutive 20-win seasons. He guided Oregon to a 24-10 overall record and an NCAA Tournament win. Young was an all-conference second team selection and an all-Pac-12 tournament pick, while Mike Moser was an honorable mention selection by the conference.

Altman's 2012-13 Oregon Ducks became the first UO team since 2008 to qualify for the NCAA Tournament. The Ducks finished the season 28-9 and won the Pac-12 Tournament. Altman was named the Pac-12 Coach of the Year before going on to earn Jim Phelan National Coach of the Year honors. Senior E.J. Singler was an all-league first team selection, while Johnathan Loyd was named Most Outstanding Player of the Pac-12 Tournament as the honors were spread around nearly the entire team. Senior Arsalan Kazemi was a Pac-12 all-defensive pick before going on to become a second round draft choice of the NBA's Philadelphia 76ers.

During the 2011-12 season, Altman led the Ducks to a 24-10 overall record and a 13-5 Pac-12 Conference mark which was good for a share of second place in the final league standings. The Ducks earned a bid to the National Invitation Tournament and recorded victories over LSU and Iowa before falling at top-seed Washington in the tournament quarterfinals. Under Altman's tutelage, Devoe Joseph became the first Duck since the 2006-07 season to be named first team all-conference, while Singler was named to the all-conference second team.

In his first season at Oregon, Altman led the Ducks to just the 12th season of 20+ victories in the history of the program. He became just the third UO head coach to tally 20+ wins in his first season on the job. Oregon went 21-18 overall and 7-11 in Pac-12 play. Altman posted the second-highest win total of any first-year UO head coach.

Only John Warren (30 wins in 1944-45) posted more in his first year on the sidelines. Oregon participated in the 2011 College Basketball Invitational, defeating Altman's former team – Creighton – in the best-of-three championship series.

Altman arrived at UO after spending 16 seasons at Creighton where he became the school's all-time winningest coach with a record of 327-176 (.650). He led the Blue Jays to 13 consecutive postseason appearances, a stretch of 11 straight seasons with 20-plus wins, all while producing 10 or more league victories in each of the last 14 seasons. Those three feats were unmatched in the 103 years of the Missouri Valley Conference.

He won four Coach-of-the-Year awards from three different conferences in a span of 13 seasons, including back-to-back MVC coaching honors while he was at the Omaha, Neb., school in 2001 and 2002. Altman was a finalist for the Naismith National Coach of the Year Award and was named the NABC District 12 and USBWA District VI Coach of the Year following the 2002-03 campaign.

Creighton participated in seven NCAA Men's Basketball Tournaments and five National Invitation Tournaments under Altman, advancing to the second round of the NCAA championships in both the 1998-99 and 2001-02 seasons. He led the school to a MVC regular-season title in 2000-01 – its first in 10 years. The Bluejays posted a school-record 29 wins in 2002-03, finishing the season 15th in the Associated Press poll and 23rd in the coaches' voting.

Altman finished his career at Creighton ranking third all-time on the MVC list of all-time wins (327), trailing only Basketball Hall of Fame coaches Henry Iba (486) and Eddie Hickey (337). In 2007, he was one of 10 coaches named as part of the MVC's All-Centennial Team. His teams claimed shares of three regular-season Missouri Valley Conference championships (including the 2008-09 crown) and six conference post-season tournament titles. Creighton inducted Altman into its athletics hall of fame in 2018.

Student-athletes under his direction at CU earned six All-America honors on the court and four Academic All-America laurels in the classroom. Three players he coached at Creighton – Kyle Korver, Rodney Buford and Anthony Tolliver – have played in the NBA.

Altman compiled a 68-54 record in four seasons (1990-94) at Kansas State. During that time, Altman led the Wildcats to three straight postseason tourneys and was named the Big Eight Conference Coach of the Year after leading KSU to a 19-11 record and an appearance in the NCAA Tournament in 1993.

Altman's final Kansas State club turned heads nationally with a 68-64 win at No. 1 Kansas on Jan. 17, 1994. K-State eventually advanced to play in the NIT Final Four. Altman's success at KSU followed him from a brief head coaching stint at Marshall where he was named Southern Conference Coach of the Year in 1990.

While head coach at Southeast Junior College in Fairbury, Neb., his first team (1982-83) rolled to a 29-6 record and a third-place finish in the junior college national tournament and Altman was honored as both Region 9 and the Nebraska College Coach of the Year.

In 1983, Altman accepted the head coaching position at Moberly (Mo.) Junior College, with a three-year run resulting in a staggering 94-18 record (25-9 in 1983-84; 35-5 with a third-place finish at the national tourney in 1984-85; and a 34-4 mark in 1985-86 with a sixth-place finish at nationals).

He was named Region 16 Coach of the Year in both the 1984-85 and 1985-86 seasons, and was also a finalist for 1986 National Junior College Athletic Association Coach of the Year accolades.

Altman's playing career began at Southeast Junior College in 1976, where he captained teams to a 22-10 mark in his freshman year and a 26-5 record in his sophomore season.

Altman completed his undergraduate education and playing career at Eastern New Mexico University. After earning his associate degree in business administration from Southeast in 1978, Altman graduated magna cum laude from Eastern New Mexico in 1980 with his bachelor's degree in the same field.

Altman received his master of business administration degree from Western (Colo.) State in 1981. He served as an assistant coach on the Western State staff from 1980-82.

At Wilber (Neb.) High School, Altman was a two-sport letterman, earning all-conference honors as a quarterback on the football team and as a guard in basketball. Altman was born June 16, 1958, in Crete, Neb. He and his wife, the former Reva Phillips of Stanton, Neb., have three sons, Jordan, Chase and Spencer, and one daughter, Audra.

STATISTICS

STATS - ALL GAMES

2019-20 Oregon Ducks Oregon Combined Team Statistics (as of Dec 21, 2019) All games

RECORD:	OVERALL	HOME	AWAY	NEUTRAL
ALL GAMES	10-2	7-0	1-0	2-2
CONFERENCE	0-0	0-0	0-0	0-0
NON-CONFERENCE	10-2	7-0	1-0	2-2

#	Player	gp-gs	min	avg	Total		3-Point		F-Throw		Rebounds										pts	avg
					fg-fga	fg%	3fg-fga	3fg%	ft-fa	ft%	off	def	tot	avg	pf	dq	a	to	blk	stl		
03	Payton Pritchard	12-12	419	34.9	82-157	.522	26-64	.406	45-61	.738	3	48	51	4.3	20	0	72	36	0	23	235	19.6
05	Chris Duarte	12-12	318	26.5	45-113	.398	17-52	.327	22-28	.786	18	42	60	5.0	17	0	16	21	4	11	129	10.8
32	Anthony Mathis	12-12	310	25.8	41-85	.482	33-65	.508	10-12	.833	4	28	32	2.7	17	0	11	5	1	9	125	10.4
00	Will Richardson	12-0	322	26.8	45-85	.529	16-26	.615	18-20	.900	12	30	42	3.5	21	0	29	17	2	12	124	10.3
10	Shakur Juiston	8-8	218	27.3	31-72	.431	0-14	.000	8-18	.444	19	33	52	6.5	17	0	20	19	2	7	70	8.8
01	N'Faly Dante	2-0	25	12.5	7-12	.583	0-0	.000	3-6	.500	2	4	6	3.0	3	0	1	1	1	3	17	8.5
14	C.J. Walker	12-5	222	18.5	28-58	.483	6-16	.375	12-21	.571	12	24	36	3.0	30	2	4	12	9	5	74	6.2
33	Francis Okoro	11-11	242	22.0	23-41	.561	0-0	.000	13-26	.500	29	47	76	6.9	27	0	5	6	7	5	59	5.4
22	Addison Patterson	12-0	152	12.7	21-42	.500	4-13	.308	12-20	.600	3	13	16	1.3	24	1	2	18	1	4	58	4.8
13	Chandler Lawson	12-0	219	18.3	20-38	.526	0-0	.000	15-20	.750	14	31	45	3.8	16	0	10	11	7	7	55	4.6
04	Eddy Ionescu	1-0	1	1.0	0-0	.000	0-0	.000	0-0	.000	0	0	0	0.0	0	0	1	0	0	0	0	0.0
25	Luke Osborn	1-0	2	2.0	0-0	.000	0-0	.000	0-0	.000	0	0	0	0.0	1	0	0	1	0	0	0	0.0
Team											16	15	31					5				
Total.....		12	2450		343-703	.488	102-250	.408	158-232	.681	132	315	447	37.2	193	3	171	152	34	86	946	78.8
Opponents.....		12	2450		283-733	.386	91-307	.296	142-187	.759	147	257	404	33.7	204	5	146	157	46	52	799	66.6

TEAM STATISTICS	ORE	OPP	Date	Opponent	Score	Att.
SCORING	946	799	11/05/19	FRESNO ST.	w 71-57	6779
Points per game	78.8	66.6	11/09/19	BOISE ST.	w 106-75	7260
Scoring margin	+12.3	-	11/12/19	vs Memphis	w 82-74	7296
FIELD GOALS-ATT	343-703	283-733	11/17/19	UT ARLINGTON	w 67-47	6017
Field goal pct	.488	.386	11/22/19	HOUSTON	w 78-66	8095
3 POINT FG-ATT	102-250	91-307	11/27/19	vs Seton Hall	w 71-69	1565
3-point FG pct	.408	.296	11/28/19	vs Gonzaga	Lot 72-73	1432
3-pt FG made per game	8.5	7.6	11/29/19	vs North Carolina	L 74-78	2110
FREE THROWS-ATT	158-232	142-187	12/07/19	HAWAII	w 89-64	6599
Free throw pct	.681	.759	12/14/19	at Michigan	Wot 71-70	12707
F-Throws made per game	13.2	11.8	12/18/19	MONTANA	w 81-48	5803
REBOUNDS	447	404	12/21/19	TEXAS SOUTHERN	w 84-78	6764
Rebounds per game	37.2	33.7				
Rebounding margin	+3.6	-				
ASSISTS	171	146				
Assists per game	14.3	12.2				
TURNOVERS	152	157				
Turnovers per game	12.7	13.1				
Turnover margin	+0.4	-				
Assist/turnover ratio	1.1	0.9				
STEALS	86	52				
Steals per game	7.2	4.3				
BLOCKS	34	46				
Blocks per game	2.8	3.8				
ATTENDANCE	47317	25110				
Home games-Avg/Game	7-6760	1-12707				
Neutral site-Avg/Game	-	4-3101				

* - Conference game

Score by Periods	1st	2nd	OT	Totals
Oregon	442	490	14	946
Opponents	384	401	14	799

STATS - EXTENDED SEASON BOX SCORE

2019-20 Oregon Ducks
Oregon Extended Season Box Score (as of Dec 21, 2019)
All games

RECORD:		OVERALL			HOME			AWAY			NEUTRAL		
ALL GAMES		10-2			7-0			1-0			2-2		
CONFERENCE		0-0			0-0			0-0			0-0		
NON-CONFERENCE		10-2			7-0			1-0			2-2		

#	Player	Total			3-Point			F-Throw			Rebounds			pf	dq	a	a/g	to	to/g	a/to	blk	blk/g	stl	stl/g	pts	avg	
		gp	gs	min	avg	fg	fga	fg%	3fg	3fga	3fg%	ft	fta														ft%
103	Payton Pritchard	12-12	419	34.9	82-157	.522	26-64	.406	45-61	.738	3	48	51	4.3	20	0	72	6.00	36	3.00	2.00	0	0.00	23	1.92	235	19.6
105	Chris Duarte	12-12	318	26.5	45-113	.398	17-52	.327	22-28	.786	18	42	60	5.0	17	0	16	1.33	21	1.75	0.76	4	0.33	11	0.92	129	10.8
132	Anthony Mathis	12-12	310	25.8	41-85	.482	33-65	.508	10-12	.833	4	28	32	2.7	17	0	11	0.92	5	0.42	2.20	1	0.08	9	0.75	125	10.4
100	Will Richardson	12-0	322	26.8	45-85	.529	16-26	.615	18-20	.900	12	30	42	3.5	21	0	29	2.42	17	1.42	1.71	2	0.17	12	1.00	124	10.3
110	Shakur Juiston	8-8	218	27.3	31-72	.431	0-14	.000	8-18	.444	19	33	52	6.5	17	0	20	2.50	19	2.38	1.05	2	0.25	7	0.88	70	8.8
201	N'Faly Dante	2-0	25	12.5	7-12	.583	0-0	.000	3-6	.500	2	4	6	3.0	3	0	1	0.50	1	0.50	1.00	1	0.50	3	1.50	17	8.5
114	C.J. Walker	12-5	222	18.5	28-58	.483	6-16	.375	12-21	.571	12	24	36	3.0	30	2	4	0.33	12	1.00	0.33	9	0.75	5	0.42	74	6.2
33	Francis Okoro	11-11	242	22.0	23-41	.561	0-0	.000	13-26	.500	29	47	76	6.9	27	0	5	0.45	6	0.55	0.83	7	0.64	5	0.45	59	5.4
22	Addison Patterson	12-0	152	12.7	21-42	.500	4-13	.308	12-20	.600	3	13	16	1.3	24	1	2	0.17	18	1.50	0.11	1	0.08	4	0.33	58	4.8
113	Chandler Lawson	12-0	219	18.3	20-38	.526	0-0	.000	15-20	.750	14	31	45	3.8	16	0	10	0.83	11	0.92	0.91	7	0.58	7	0.58	55	4.6
104	Eddy Ionescu	1-0	1	1.0	0-0	.000	0-0	.000	0-0	.000	0	0	0	0.0	0	0	1	1.00	0	0.00	99.00	0	0.00	0	0.00	0	0.0
125	Luke Osborn	1-0	2	2.0	0-0	.000	0-0	.000	0-0	.000	0	0	0	0.0	1	0	0	0.00	1	1.00	0.00	0	0.00	0	0.00	0	0.0
Total.....		12	2450		343-703	.488	102-250	.408	158-232	.681	132	315	447	37.2	193	3	171	14.25	152	12.67	1.13	34	2.83	86	7.17	946	78.8
Opponents.....		12	2450		283-733	.386	91-307	.296	142-187	.759	147	257	404	33.7	204	5	146	12.17	157	13.08	0.93	46	3.83	52	4.33	799	66.6

Score by Periods		1st	2nd	OT	Totals
Oregon		442	490	14	946
Opponents		384	401	14	799

STATS - GAME-BY-GAME COMPARISON

**2019-20 Oregon Ducks
Oregon Team Game-by-Game Comparison (as of Dec 21, 2019)
All games**

Opponent	1st	2nd	Score	Mar	Total FG	FG Pct	3-Pointers	3FG Pct	Free Throws	FT Pct	Rebounds	Assist	T/Over	Block	Steal	Fouls
FRESNO ST.	38/27	33/30	71-57	+14	25-60/19-55	.417/.345	1-13/9-36	.077/.250	20-27/10-14	.741/.714	45/31 +14	11/14	13/17	2/7	8/5	12/19
BOISE ST.	48/30	58/45	106-75	+31	42-60/27-63	.700/.429	13-19/6-23	.684/.261	9-13/15-23	.692/.652	34/27 +7	27/14	12/13	2/1	9/5	23/13
Memphis	41/35	41/39	82-74	+8	29-60/26-69	.483/.377	9-23/4-23	.391/.174	15-27/18-22	.556/.818	39/41 (2)	16/16	18/13	2/2	7/7	21/21
UT ARLINGTON	37/28	30/19	67-47	+20	27-59/15-64	.458/.234	8-20/6-30	.400/.200	5-8/11-16	.625/.688	46/36 +10	10/7	10/6	5/2	4/3	16/8
HOUSTON	32/27	46/39	78-66	+12	26-48/27-65	.542/.415	10-21/2-20	.476/.100	16-21/10-12	.762/.833	26/38 (12)	17/9	11/9	2/3	4/3	16/20
Seton Hall	30/34	41/35	71-69	+2	25-53/24-59	.472/.407	5-15/14-27	.333/.519	16-28/7-9	.571/.778	39/28 +11	10/14	13/13	3/8	5/3	12/24
Gonzaga	37/43	29/23	72-73	(1)	27-80/24-62	.338/.387	8-28/9-28	.286/.321	10-14/16-20	.714/.800	45/50 (5)	10/10	6/13	6/4	9/3	18/14
North Carolina	41/46	33/32	74-78	(4)	25-70/26-62	.357/.419	12-30/6-23	.400/.261	12-20/20-21	.600/.952	39/47 (8)	13/12	7/13	4/12	8/4	18/18
HAWAII	34/34	55/30	89-64	+25	32-51/22-57	.627/.386	10-19/12-30	.526/.400	15-17/8-12	.882/.667	31/19 +12	20/14	12/13	2/0	5/4	16/16
Michigan	31/23	32/40	71-70	+1	27-53/25-61	.509/.410	8-16/9-21	.500/.429	9-13/11-14	.692/.786	32/32 -	6/14	16/11	3/3	6/4	15/12
MONTANA	37/24	44/24	81-48	+33	32-59/19-52	.542/.365	8-21/4-17	.381/.235	9-17/6-11	.529/.545	40/24 +16	19/9	15/20	2/2	12/6	10/17
TEXAS SOUTHERN	36/33	48/45	84-78	+6	26-50/29-64	.520/.453	10-25/10-29	.400/.345	22-27/10-13	.815/.769	31/31 -	12/13	19/16	1/2	9/5	16/22

Note: Game totals are displayed in the format TEAM/OPPONENT for each category

STATS - POINTS-REBOUNDS-ASSISTS

**2019-20 Oregon Ducks
Oregon Points-Rebounds-Assists (as of Dec 21, 2019)
All games**

Opponent	Date	Score	00	01	03	04	05	10	13	14	22	25	32	33
FSU	11/05/19	71-57 W	RICHARDSO 7-5-1	DNP	24-7-7	DNP	16-7-0	5-6-1	0-4-2	0-2-0	0-0-0	DNP	9-2-0	10-10-0
BOISE	11/09/19	106-75 W	7-1-3	DNP	19-6-7	DNP	7-5-7	16-3-9	8-9-0	2-2-0	17-4-0	DNP	30-2-1	DNP
vs MEM	11/12/19	82-74 W	10-2-6	DNP	14-4-6	DNP	7-2-0	17-10-3	8-4-0	0-0-0	7-2-1	DNP	12-3-0	7-9-0
UTA	11/17/19	67-47 W	9-5-2	DNP	24-8-3	DNP	7-7-2	5-3-0	4-2-0	0-8-0	9-3-0	DNP	6-3-2	3-6-1
HOU	11/22/19	78-66 W	11-5-2	DNP	16-2-5	DNP	8-3-4	6-6-3	4-1-1	2-3-0	1-1-0	DNP	18-0-1	12-4-1
vs SHU	11/27/19	71-69 W	2-4-1	DNP	16-0-6	DNP	11-5-0	12-9-0	7-4-1	12-5-1	3-1-0	DNP	6-5-1	2-4-0
vs GONZ	11/28/19	72-73 L	6-4-1	DNP	17-5-4	DNP	16-9-1	6-8-3	6-4-0	12-4-0	5-1-0	DNP	2-1-1	2-5-0
vs UNC	11/29/19	74-78 L	17-3-3	DNP	19-3-6	DNP	16-7-0	3-7-1	5-4-1	6-3-0	3-1-1	DNP	3-0-0	2-3-1
HAWAII	12/07/19	89-64 W	16-2-3	DNP	20-3-11	0-0-1	5-4-0	DNP	6-5-2	18-2-1	10-1-0	0-0-0	11-6-1	3-7-1
at MICH	12/14/19	71-70 W	7-4-1	DNP	23-3-4	DNP	11-6-0	DNP	0-6-1	7-2-0	0-0-0	DNP	19-4-0	4-4-0
MONT	12/18/19	81-48 W	14-3-4	11-2-1	14-5-7	DNP	12-2-2	DNP	5-1-0	6-3-2	1-2-0	DNP	6-4-3	12-17-0
TSU	12/21/19	84-78 W	18-4-2	6-4-0	29-5-6	DNP	13-3-0	DNP	2-1-2	9-2-0	2-0-0	DNP	3-2-1	2-7-1

STATISTICS

SPECIALTY STATISTICS

	OPPONENT	POINTS IN THE PAINT		POINTS OFF TO		2ND CHANCE POINTS		FASK BREAK POINTS		BENCH POINTS	
		DUCKS	OPP	DUCKS	OPP	DUCKS	OPP	DUCKS	OPP	DUCKS	OPP
11/05	FRESNO STATE	40	16	13	18	14	8	20	11	7	25
11/09	BOISE STATE	52	38	13	16	4	7	21	24	32	4
11/12	vs. Memphis	40	40	9	27	15	22	4	6	25	22
11/17	TEXAS-ARLINGTON	28	12	5	9	9	9	13	1	22	22
11/22	HOUSTON	26	30	7	11	4	21	22	9	18	32
11/27	vs. Seton Hall	38	14	14	20	17	11	4	7	24	16
11/28	vs. Gonzaga	32	22	12	7	14	10	4	8	29	20
11/29	vs. North Carolina	22	34	14	9	21	19	10	12	31	14
12/07	HAWAII	36	20	13	17	9	13	24	5	32	20
12/14	at Michigan	28	24	8	10	6	10	7	9	7	22
12/18	MONTANA	46	24	26	12	11	0	20	8	31	12
12/21	TEXAS SOUTHERN	28	22	18	21	13	10	17	11	28	36
12/29	ALABAMA STATE										
01/02	at Colorado										
01/04	at Utah										
01/09	ARIZONA										
01/11	ARIZONA STATE										
01/16	at Washington State										
01/18	at Washington										
01/23	USC										
01/26	UCLA										
01/30	at California										
02/01	at Stanford										
02/08	at Oregon State										
02/13	COLORADO										
02/16	UTAH										
02/20	at Arizona State										
02/22	at Arizona										
02/27	OREGON STATE										
03/05	CALIFORNIA										
03/07	STANFORD										
03/11-14	Pac-12 Tournament										

STATS - RECENT BOX SCORES

Official Basketball Box Score -- Game Totals -- Final Statistics

Texas Southern vs Oregon
12/21/19 7:30 pm at Matthew Knight Arena

Texas Southern 78 • 3-8

#	Player	Total		3-Ptr		Rebounds			PF	TP	A TO Blk Stl				Min
		FG-FGA	FG-FGA	FT-FTA	Off Def Tot	PF	TP	A TO Blk Stl							
00	Yahuza Tshasas	f	1-1	0-0	0-2	0 2 2	2 2	1 2 0 1	16						
42	Jethro Tshisumpa	f	2-3	0-0	0-0	2 2 4	3 4	0 1 2 0	17						
12	John Jones	g	5-14	3-8	2-2	1 3 4	1 15	2 2 0 0	33						
20	Tyrik Armstrong	g	9-12	0-1	3-4	1 0 1	2 21	6 4 0 0	34						
32	Divonte Lumpkin	g	0-3	0-2	0-0	1 1 2	1 0	0 1 0 0	8						
02	Ja'Mare Redus		0-2	0-0	0-0	0 0 0	2 0	1 0 0 0	6						
04	Bryson Etienne		0-6	0-4	0-0	0 2 2	1 0	1 1 0 2	11						
14	Chris Baldwin		9-12	5-6	4-4	3 2 5	3 27	0 1 0 1	29						
15	Justin Hopkins		1-3	0-0	1-1	2 1 3	1 3	1 4 0 0	22						
30	Jordan Andrews		2-8	2-8	0-0	1 2 3	5 6	1 0 0 1	23						
25	Kevin Granger		0-0	0-0	0-0	0 0 0	1 0	0 0 0 0	1						
Team					4 1 5										
Totals			29-64	10-29	10-13	15 16 31	22 78	13 16 2 5	200						
FG % 1st Half: 15-27		55.6%	2nd half: 14-37		37.8%	Game: 29-64		45.3%	Deadball		Rebounds		2		
3FG % 1st Half: 3-10		30.0%	2nd half: 7-19		36.8%	Game: 10-29		34.5%							
FT % 1st Half: 0-0		0.0%	2nd half: 10-13		76.9%	Game: 10-13		76.9%							

Oregon 84 • 10-2

#	Player	Total		3-Ptr		Rebounds			PF	TP	A TO Blk Stl				Min
		FG-FGA	FG-FGA	FT-FTA	Off Def Tot	PF	TP	A TO Blk Stl							
14	C.J. Walker	f	4-9	0-3	1-1	1 1 2	1 9	0 2 0 1	22						
33	Francis Okoro	f	1-2	0-0	0-2	4 3 7	3 2	1 3 0 1	27						
03	Payton Pritchard	g	6-8	2-3	15-17	1 4 5	2 29	6 1 0 4	38						
05	Chris Duarte	g	4-10	3-9	2-2	1 2 3	3 13	0 5 0 2	23						
32	Anthony Mathis	g	1-3	1-3	0-0	0 2 2	2 3	1 1 0 0	31						
00	Will Richardson		6-11	4-7	2-2	2 2 4	2 18	2 3 0 0	30						
01	N'Faly Dante		2-4	0-0	2-2	1 3 4	0 6	0 0 1 1	11						
13	Chandler Lawson		1-2	0-0	0-0	0 1 1	1 2	2 1 0 0	13						
22	Addison Patterson		1-1	0-0	0-0	0 0 0	2 2	0 3 0 0	5						
Team					1 2 3										
Totals			26-50	10-25	22-27	11 20 31	16 84	12 19 1 9	200						
FG % 1st Half: 12-28		42.9%	2nd half: 14-22		63.6%	Game: 26-50		52.0%	Deadball		Rebounds		2,1		
3FG % 1st Half: 5-16		31.3%	2nd half: 5-9		55.6%	Game: 10-25		40.0%							
FT % 1st Half: 7-7		100.0	2nd half: 15-20		75.0%	Game: 22-27		81.5%							

Officials: John Paul Guerrero,Jim Schipper,Daryl Gelnas
Technical fouls: Texas Southern-None. Oregon-None.
Attendance: 6764

Score by periods	1st	2nd	Total												
Texas Southern	33	45	78		Points	In	Off	2nd	Fast	Bench					
Oregon	36	48	84		TSU	22	21	10	11	36					
					ORE	28	18	13	17	28					

Last FG - TSU 2nd-00:15, ORE 2nd-00:38.
Largest lead - TSU by 13 1st-07:41, ORE by 7 2nd-11:18.
TSU led for 20:59, ORE led for 16:00, Game was tied for 02:51.

Score tied - 7 times.
Lead changed - 9 times.

Official Basketball Box Score -- Game Totals -- Final Statistics

Oregon vs Michigan
12/14/19 12:00 pm at Crisler Center

Oregon 71 • 8-2

#	Player	Total		3-Ptr		Rebounds			PF	TP	A TO Blk Stl				Min
		FG-FGA	FG-FGA	FT-FTA	Off Def Tot	PF	TP	A TO Blk Stl							
14	C.J. Walker	f	3-5	1-1	0-0	0 2 2	3 7	0 1 2 0	24						
33	Francis Okoro	f	1-2	0-0	2-2	1 3 4	4 4	0 1 1 1	22						
03	Payton Pritchard	g	11-19	0-1	1-3	0 3 3	2 23	4 3 0 3	40						
05	Chris Duarte	g	3-7	1-3	4-5	1 5 6	1 11	0 2 0 1	24						
32	Anthony Mathis	g	6-10	6-10	1-2	0 4 4	1 19	0 2 0 1	37						
00	Will Richardson		3-7	0-0	1-1	0 4 4	1 7	1 1 0 0	37						
13	Chandler Lawson		0-1	0-0	0-0	3 3 6	2 0	1 3 0 0	27						
22	Addison Patterson		0-2	0-1	0-0	0 0 0	1 0	0 0 0 0	14						
Team					1 2 3										
Totals			27-53	8-16	9-13	6 26 32	15 71	6 16 3 6	225						
FG % 1st Half: 12-26		46.2%	2nd half: 11-22		50.0%	OT: 4-5		80.0%	Game: 27-53		50.9%	Deadball		Rebounds	
3FG % 1st Half: 5-10		50.0%	2nd half: 3-6		50.0%	OT: 0-0		0.0%	Game: 8-16		50.0%				
FT % 1st Half: 2-2		100.0	2nd half: 7-10		70.0%	OT: 0-1		0.0%	Game: 9-13		69.2%				

Michigan 70 • 8-3

#	Player	Total		3-Ptr		Rebounds			PF	TP	A TO Blk Stl				Min
		FG-FGA	FG-FGA	FT-FTA	Off Def Tot	PF	TP	A TO Blk Stl							
02	Isaiah Livers	f	5-12	3-6	0-0	1 4 5	1 13	0 2 0 0	41						
15	Jon Teske	c	1-3	0-0	2-2	0 4 4	2 4	0 0 1 0	24						
03	Zavier Simpson	g	3-11	0-1	2-2	0 3 3	3 8	11 4 0 1	42						
21	Franz Wagner	g	8-13	4-7	1-1	1 3 4	3 21	0 0 0 0	34						
55	Eli Brooks	g	1-6	0-1	0-0	0 2 2	1 2	1 2 0 0	32						
00	David DeJulius		5-9	2-5	2-3	0 0 0	1 14	0 1 0 2	24						
05	Adrien Nunez		0-1	0-1	0-0	0 0 0	0 0	0 1 0 0	3						
11	Colin Castleton		0-0	0-0	0-0	0 0 0	1 0	0 0 0 0	3						
23	Brandon Johns Jr.		2-6	0-0	4-6	4 5 9	0 8	2 1 2 1	22						
Team					4 1 5										
Totals			25-61	9-21	11-14	10 22 32	12 70	14 11 3 4	225						
FG % 1st Half: 7-29		24.1%	2nd half: 15-23		65.2%	OT: 3-9		33.3%	Game: 25-61		41.0%	Deadball		Rebounds	
3FG % 1st Half: 3-13		23.1%	2nd half: 5-6		83.3%	OT: 1-2		50.0%	Game: 9-21		42.9%				
FT % 1st Half: 6-7		85.7%	2nd half: 5-5		100.0	OT: 0-2		0.0%	Game: 11-14		78.6%				

Officials: Kelly Pfeifer,Paul Szelc,Terry Oglesby
Technical fouls: Oregon-None. Michigan-None.
Attendance: 12707

Score by periods	1st	2nd	OT	Total											
Oregon	31	32	8	71		Points	In	Off	2nd	Fast	Bench				
Michigan	23	40	7	70		ORE	28	10	6	7	22				
						MICH	24	10	10	9	22				

Last FG - ORE OT-01:14, MICH OT-00:34.
Largest lead - ORE by 16 1st-07:07, MICH by 3 1st-19:09.
ORE led for 36:12, MICH led for 05:07, Game was tied for 03:41.

Score tied - 4 times.
Lead changed - 9 times.

Official Basketball Box Score -- Game Totals -- Final Statistics

Montana vs Oregon
12/18/19 8:00 pm at Matthew Knight Arena

Montana 48 • 4-6

#	Player		Total		3-Ptr	Rebounds							Min		
			FG-FTA	FG-FGA	FT-FTA	Off	Def	Tot	PF	TP	A	TO		Blk	Stl
00	Kyle Owens	f	0-1	0-0	0-0	1	1	2	2	0	0	3	0	0	13
35	Derrick Carter-Holli	f	2-5	0-0	1-2	0	1	1	2	5	1	1	0	0	20
01	Timmy Falls	g	2-7	1-4	0-0	0	3	3	2	5	2	3	0	0	31
02	Kendal Manuel	g	5-13	2-6	3-4	0	0	0	0	15	1	2	0	2	33
04	Sayed Pridgett	g	5-13	0-2	1-1	0	8	8	4	11	3	2	0	1	33
03	Josh Vazquez	v	2-8	0-4	1-2	0	2	2	3	5	0	4	0	1	28
10	Eddy Egun		0-1	0-0	0-0	0	1	1	0	0	0	2	0	0	8
23	Mack Anderson		2-2	0-0	0-2	0	2	2	4	4	2	2	2	1	22
33	Jared Samuelson		1-2	1-1	0-0	0	1	1	0	3	0	0	0	1	12
Team						2	2	4			1				
Totals			19-52	4-17	6-11	3	21	24	17	48	9	20	2	6	200
FG % 1st Half: 10-25 40.0% 2nd half: 9-27 33.3% Game: 19-52 36.5%															
3FG % 1st Half: 3-8 37.5% 2nd half: 1-9 11.1% Game: 4-17 23.5%															
FT % 1st Half: 1-1 100.0 2nd half: 5-10 50.0% Game: 6-11 54.5%															
															Deadball Rebounds 2

PHOTO ROSTER



DANA ALTMAN
HEAD COACH



TONY STUBBLEFIELD
ASSISTANT COACH




KEVIN MCKENNA
ASSISTANT COACH




MIKE MENNENGA
ASSISTANT COACH




JOSH JAMIESON
DIRECTOR OF OPERATIONS



WILL RICHARDSON
#0 | SO. | G



N'FALY DANTE
#1 | FR. | C



EUGENE OMORUYI
#2 | SR. | F



PAYTON PRITCHARD
#3 | SR. | G



EDDY IONESCU
#4 | R-JR. | G



CHRIS DUARTE
#5 | JR. | G



SHAKUR JUISTON
#10 | R-SR. | F




CHANDLER LAWSON
#13 | FR. | F



C.J. WALKER
#14 | FR. | F



LÖK WUR
#15 | FR. | F




ADDISON PATTERSON
#22 | FR. | G




LUKE OSBORN
#25 | R-JR. | G



ANTHONY MATHIS
#32 | R-SR. | G



FRANCIS OKORO
#33 | SO. | F



ERIC WILLIAMS JR.
#50 | JR. | F