



GAME NOTES

BAMASTATESPORTS.COM • @BAMASTATESPORTS • #STATEOFMIND

SERIES HISTORY

Overall First Meeting
Last Meeting First Meeting
Current Streak First Meeting

TELEVISION: RSN

Play-by-Play Tom Werme
Analyst James Bates
Sideline Kelsey Wingert

RADIO: HORNET SPORTS NETWORK

FLAGSHIP STATION: WVAS 90.7 FM
AFFILIATES: WKXN 95.7 FM, WKXK 96.7 FM, WKXN 102.7 FM,
Big KD 94.1 FM, WZKD-AM 950
FREE ONLINE: BamaStateSports.com

Play-by-Play Chris Adams-Wall
Analyst Jay C. Coleman
Analyst Machion Sanders
Sideline Rob Taylor
Engineer Jay Holcey
Producer Mel Marshall

PREGAME: HSN

Hornet Nation Gameday 10:30 a.m. CT

SOCIAL MEDIA: #STATEofMIND

Twitter/Instagram @BamaStateFB
Twitter @BamaStateSports
Facebook BamaStateSports
Snapchat BamaStateSports

ATHLETIC COMMUNICATIONS

Director / Primary Contact Travis Jarome
Phone (cell) (334) 294-1475
Phone (office) (334) 229-2601
Email tjarome@alasu.edu
Twitter @Travis_Jarome
Twitter (football) @BamaStateFB

Asst. Director / Secondary Contact Eric Evans II
Phone (cell) (919) 358-0356
Phone (office) (334) 229-2635
Email eevans@alasu.edu
Twitter @TheSecond_SID



Non-Conference Contest

NR/NR **ALABAMA STATE** (5-4, 4-2 SWAC) vs. NR/NR **FLORIDA STATE** (5-5, 4-4 ACC)
Saturday, November 16, 2019 // 11:00 a.m. // Tallahassee, Fla. // Doak Campbell Stadium (79,560)



HORNETS

Head Coach: Donald Hill-Eley
Record at ASU: 14-12 (3rd)
Career Record: 73-88 (14th)
Last: def. Texas Southern, 27-21




SEMINOLES

Interim Head Coach: Odell Haggins
Record at FSU: 1-0 (1st)
Career Record: 1-0 (1st)
Last: def. Boston College, 38-31

OPENING KICK

- Alabama State won back-to-back games for the first time this season when they recorded wins over Mississippi Valley State (27-0) and Texas Southern (27-21). The back-to-back wins were the first since the 2017 season when the Hornets defeated Mississippi Valley State and Edward Waters to close out the season.
- The last time the Hornets won three consecutive games in a season came in the same season when the Hornets defeated Texas Southern, Alabama AGM and Jackson State - the first three games under current head coach Donald Hill-Eley when he was the interim coach after taking over midway through the season.
- The Hornet have a winning record with two games left on the schedule including today's game against Florida State and the Turkey Day Classic against Prairie View AGM. They have not recorded a winning record since the 2016 season when they finished 6-5.
- Alabama State has won five games this season, matching the total from the 2017 season under then-interim coach Donald Hill-Eley.
- There is still a chance for Alabama State to claim the East Division title this year but they will need help from other teams. In order for the Hornets to have a chance to win the title they will need the following to happen: Alcorn State will need to lose to Alabama AGM and Jackson State; Alabama AGM will need to lose to Mississippi Valley State and Alabama State will need to defeat Prairie View AGM.
- Today's game marks the second game against an FBS-member school for Alabama State who opened the season against UAB. The last time Alabama State played a pair of teams from the FBS came last season when they faced both Auburn and South Alabama.
- The Hornets will be playing their earliest game of the year when the game kicks at 11 am (cst) Saturday. The previous early start time came against Mississippi Valley State with a 1 pm kickoff.



Michael Jefferson was named the SWAC Offensive Player of the Week, honorable mention STATS FCS National Offensive Player of the Week, and was on ESPN this year.

vs. Florida State

Have Never Met

KEY STORYLINES

- Michael Jefferson has 10 touchdown receptions on the year, and has 37 receptions to lead Alabama State. The sophomore matched his career high with five receptions and three touchdowns against Texas Southern last weekend.
- Ezra Gray rushed for a career-high 154 yards against Texas Southern, coming through for an offense in the second half of a game in which they did not record a passing yard.

2019 Schedule / Results

at UAB Birmingham, AL August 29 L, 19-24	Tuskegee Montgomery, AL September 7 W, 38-31	Kennesaw St Montgomery, AL September 14 L, 7-42	Grambling St Montgomery, AL September 21 W, 23-20	Alcorn St Montgomery, AL October 5 L, 7-35	at Jackson St Jackson, MS October 12 W, 31-16	Alabama AGM Birmingham, AL October 26 L, 41-43	at MVSU Itta Bena, MS November 2 W, 27-0	at TX Southern Houston, TX November 9 W, 27-21	at Florida St Tallahassee, FL November 16 TBA	PVAMU Montgomery, AL November 28 2 pm



MEDIA INFORMATION

MEDIA INFORMATION

Interviews

All interview requests for football head coach **Donald Hill-Eley** and any Alabama State assistant coaches and players **MUST** be coordinated through the Athletic Strategic Communications Office.

Players are available for interviews, either in person or on the phone, or before or after practice depending on their class and meeting schedules.

In order to have time to arrange for player interviews, please provide 48 hours notice to the Athletic Strategic Communications Office. Player interviews may be conducted at the Houston Markham Football Complex or in the Athletic Strategic Communications Office. The Alabama State training rooms, locker rooms, weight room and meeting room areas are off-limits to the media. Your cooperation is appreciated.

For telephone interviews, the student-athlete will be provided with the number and will make the call at a mutually-agreed upon time. Phone numbers of student-athletes will NOT be made available to the media. For interviews with head football soccer coach **Donald Hill-Eley** and/or Alabama State assistant coaches, please contact **Travis Jarome** in the Athletic Strategic Communications Office.

Practice Coverage

In general, Alabama State practices, held at the Houston Markham Complex, are open to the local media and the public.

Website

Updated statistics, game recaps, game notes, player and coaches' bios, newspaper articles, as well as historical, broadcast and ticket information, can be found on the Alabama State Official Athletics Website at www.bamastatesports.com. Media are encouraged to check the website regularly for the latest Hornets athletics news.

Accessing Information

Members of the media can obtain the latest news, game releases, rosters and season and single game statistics from Alabama State in several ways. All this information and more is regularly updated and posted in a PDF format on the official athletics website, www.bamastatesports.com. In addition, information can be sent via e-mail or fax on a daily or weekly basis. Simply contact **Travis Jarome** to request to be added to the football e-mail distribution list.

Credential Requests

All requests for media, radio, television, photography and scouting for the 2018 Alabama State Football season, or for any individual game, should be made IN WRITING, on company letterhead or via e-mail, (company name in address), to **Travis Jarome**. Requests should be made at least one week prior to the game. In general, individual game credentials will not be mailed but can be picked up in the Athletic Strategic Communications Office the week of the game, or at the ASU Stadium.

Press Row Services

A media workroom is located on the pressbox level of ASU Stadium. Game notes, rosters, programs and other information will be available in this room prior to games. Half-time and post-game statistics will be delivered to press row as soon as possible. Complete post-game box scores will be available approximately 20 minutes after the game.

Weekly Press Opportunity

Alabama State head coach **Donald Hill-Eley** and selected players will meet with the media each Wednesday at 11 a.m. during the season. Requests for specific players should be made to the Athletics Strategic Communications Office on Sunday afternoon prior to the press opportunity.

The weekly head football coaches teleconference for the SWAC runs each Monday beginning August 27. Eley will be on call from 10:15 am to 10:25 am.

WEEKLY SCHEDULE

SUNDAY	MONDAY	TUESDAY	WEDNESDAY	THURSDAY	FRIDAY	SATURDAY
<i>Practice Off</i>	<i>Practice Off</i> <i>SWAC Call</i> 10:00 am <i>Coach's Show</i> 6:00 pm	<i>Practice</i> 7:00 am <i>Availability</i> Post Practice (Eley and players)	<i>Practice</i> 7:00 am <i>Weekly Press Conference</i> 11:00 am	<i>Practice</i> 8:00 am <i>Availability</i> by request	<i>Travel Day</i> <i>Availability</i> none	<i>Game #10</i> at Florida State 11:00 am (cst) <i>Availability</i> Post Game

SWAC TELECONFERENCE

The weekly head football coaches teleconference for the Southwestern Athletic Conference (SWAC) will begin Monday, August 26 and will continue through November 18.

Each teleconference call will start at 10:00 am until approximately noon central time. Each coach is scheduled to be available for 8-10 minutes each week for questions.

Media representatives who wish to participate should consult the conference weekly release or the SWAC Communications Office for details. A recording of each teleconference call will be available by the end of the business day Mondays on SWAC.org under the Football sports page under the subhead "Media Teleconference Recordings."

Media members and coaches who are not asking or answering questions at the time should mute their phone line by pressing "4*" to avoid background noises and other distractions on the call.

Dates for 2018 Teleconferences

August 26 • September 2 • September 8 • September 16 • September 23 • September 30 • October 7 • October 14 • October 21 • October 28 • November 4 • November 11 • November 18

SWAC Head Football Coaches Weekly Schedule

10:00 a.m. - 10:05 a.m. SWAC News and Notes
 10:05 a.m. - 10:15 a.m. Connell Maynor • Alabama A&M
 10:15 a.m. - 10:25 a.m. Donald Hill-Eley • Alabama State
 10:25 a.m. - 10:35 a.m. Fred McNair • Alcorn State
 10:35 a.m. - 10:45 a.m. Cedric Thomas • UAPB
 10:45 a.m. - 10:55 a.m. Broderick Fobbs • Grambling State
 10:55 a.m. - 11:05 a.m. John Hendrick • Jackson State
 11:05 a.m. - 11:15 a.m. Vincent Dancy • MVSU
 11:15 a.m. - 11:25 a.m. Eric Dooley • Prairie View A&M
 11:25 a.m. - 11:35 a.m. Dawson Odums • Southern
 11:35 a.m. - 11:45 a.m. Clarence McKinney • TX Southern

WEEKLY PRESS CONFERENCE

Alabama State head football coach **Donald Hill-Eley** will hold his weekly press conference each Wednesday morning at 11 am inside ASU Stadium. The press conference will take place in the Media Room located in the tunnel directly behind the East End Zone.

The press conference normally will last 30-45 minutes each Wednesday and will begin with an opening statement from the head coach.

The weekly press conference will be open to the media only, not to the general public. A transcription of the press conference will be posted on BamaStateSports.com later in the day, along with an archived stream of the press conference.

For media attending the press conference, please contact **Travis Jarome** with any questions that may arise. If the date and time change, all media will be notified.

WEEKLY COACHES SHOW

Alabama State head football coach **Donald Hill-Eley** will hold his weekly Coaches Show each Monday from 6:00 pm until 7:00 pm, and the show can be heard across several different platforms.

The show will be carried live on WKXN 95.7 FM, WKXK 96.7 FM, WKXN 10.2 FM, Big KD 94.1 FM, WZKD-AM 950 and via the Hornets Sports Network on BamaStateSports.com.

The show will be hosted weekly by **Robert Taylor**, and will feature other coaches outside the sport of football during the one-hour time slot.





2019 FOOTBALL GAME NOTES

UNIVERSITY INFORMATION

QUICK FACTS	
Location	Montgomery, Ala.
Founded	1867
Enrollment	5,627
Nickname	Hornets
Colors	Black and Old Gold
Conference	Southwestern Athletic (SWAC)
Affiliation	NCAA Division I
President	Dr. Quinton T. Ross, Jr.
Athletic Director	Jennifer Lynne Williams
Deputy Athletic Director	Terrance Jones
FAR	Dr. Carmela Drake
Athletic Department Phone	(334) 229-4507
Website	BamaStateSports.com

ATHLETIC STRATEGIC COMMUNICATIONS	
Director / Primary Contact	Travis Jarome
Office	(334) 229-2601
Voicemail	(334) 229-5211
Cell	(334) 294-1475
Email	tjarome@alasu.edu
Football Twitter	@BamaStateFB
Assistant Director	Eric Evans II

COACHING STAFF	
Head Coach	Donald Hill-Eley
Alma Mater	Virginia Union (1991)
Record at Alabama State	9-8
Overall Record	68-84 (13 seasons)
Defensive Coordinator	Travis Pearson
Offensive Coordinator	Joe Blackwell
Receivers	Sean Anderson
Inside Linebackers	Tracy Buckhannon
Cornerbacks	Amp Campbell
Outside Linebackers	Damon Cogdell
Tight Ends	Benton Harold
Running Backs	Gary Harrell
Quarterbacks	Richard Moncrief
Defensive Line	Anthony Taylor

SUPPORT STAFF	
Quality Control / Offensive Line	Jon Harrelson
Quality Control / Defense	Gary Howard
Quality Control / Player Development	Sam Lazarus
Quality Control / Defense	Devin Santana
HS Relations / Recruiting Coordinator	Billy Gresham
Director of Operations	Joe Wright
Video Coordinator	William Bennett
Director of Sports Medicine	Patrick Peagler
Strength and Conditioning	Lonnie Brown
Strength and Conditioning	De'Cedric Quinn
Strength and Conditioning	Anthony Wood
Equipment Director	Dante Tyson-Bey
Front Office Administrator	Jemet Baine
Photographer	David Campbell

TEAM INFORMATION	
2018 Record	4-7 (.363)
Conference Record	3-4 (.429)
Conference Finish	4th / East Division
Postseason	none
Final National Ranking	NR / NR
Starters Returning / Lost	16 / 6
All-Time Record	497-477-41 (.510)
First Year of Football	1901 (117 seasons)
Conference Championships	2 (1991, 2004)

LEGEND PASSES AWAY THIS SUMMER

Alabama State's all-time winningest football coach, Houston Markham, Jr. passed away this summer in Montgomery.

Markham, the winningest head coach in Hornets' football history, leaves behind a legacy unmatched at Alabama State. He coached at the institution from 1987 until 1997, leaving the school with 68 victories which still stands as the highest total among any coach in school history.

His best season at the helm of the Hornets came in 1991 when the team finished 11-0-1, winning the Southwestern Athletic Conference (SWAC) championship. The only blemish on the record for the Hornets that season came against Texas Southern when the two teams tied at 14-all, as the Hornets raced to the HBCU National Championship with a 36-13 victory over North Carolina A&T in the Alamo Heritage Bowl.

Markham, who finished with a career record of 68-47-4 (.588), also had four players drafted in the National Football League (NFL) draft during his tenure.

HORNETS PICKED FOURTH IN SWAC

Alabama State (4-7, 3-4 a season ago), was picked behind defending champion Alcorn State in the East Division. Alabama A&M and Jackson State were each picked above the Hornets in the preseason poll, while Mississippi Valley State was picked to finish fifth. In the West Division, defending division champion Southern was picked ahead of Prairie View A&M and Grambling State; while Texas Southern and UAPB were picked fourth and fifth respectively.

FIVE NAMED ALL-SWAC

Alabama State had five players selected as Preseason All-SWAC on a vote by the league's head coaches and sports information directors this summer.

The Hornets had four players named First Team All-Conference and one other named Second Team. On the defensive side of the football, Christian Clark was named First Team on the defensive line after playing in 11 games on the interior line. He recorded 53 total tackles, fifth highest total on the team and recorded 22 solo stops. The redshirt junior garnered 5.0 tackles for loss, totaling 11 yards and recorded a pair of pass breakups on batted balls. Clark finished with a quarterback hurry and one fumble recovery, while also recorded a blocked kick.

He was joined on the defensive side of the ball on the first team by returning starting linebacker Darron Johnson who was named Second Team at the conclusion of last season. Johnson led the team in tackles with 78 despite missing the Prairie View A&M contest. The junior had 29 solo stops on the season and also recorded 5.0 tackles for loss. He also recorded 0.5 sacks (three yards) and had two interceptions - one of which he returned for a 27-yard touchdown for his first career score. Johnson recorded five or more tackles nine times this past season, including a career-high 14 against Alcorn State. He recorded eight against Tuskegee in the season opener and had seven against Grambling State.

The Hornets also had a pair of specialists named First Team this season, including punter Anthony Craven. The senior, in

his first year with the Hornets, took over for all-conference performer Trevor Vincent and responded by ranking 18th in the country in punting (second in the conference) at a 42.7-yard average. The junior punted the ball 78 times for 3,310 total yards, while recording four touchbacks and forced seven fair catches. Craven pinned Alabama State opponents inside the 20 on 29 occasions and has 20 punts of 50 or more yards, including a career-high 80-yard punt against South Alabama. Meanwhile, Ezra Gray was named First Team return specialist after he became one of the most respected kick returners in the conference, forcing teams to kick the ball away from him midway through the 2018 season after returns of 72 yards and 99 yards (called back from touchdown) in the first three weeks of the season. Gray finished in the top 50 in the nation (third in the conference) in combined kick returns, and in the top 75 in the nation (third in the conference) in kickoff returns at 23.4. He was also in the top 100 in the nation (fifth in conference) in all-purpose yards per game, while also leading the team in rushing.

Senior defensive back Joshua Hill was the fifth player to earn All-Conference honors as he was named Second Team entering 2019. Hill played in 11 games and finished third on the team in tackles with 61, while recording 41 solo stops. He recorded one tackle for loss from safety position and recorded a pair of interceptions on the season. Hill finished the season with three pass breakups, a fumble recovery and forced three fumbles.

THOMPSON NOMINATED FOR GOOD HANDS AWARD FOR SECOND STRAIGHT YEAR

Alabama State senior offensive lineman Carl Thompson has been named one of 137 nominees across each division of college football for the 2019 Allstate AFCA Good Works Team®, the only nominee from the Southwestern Athletic Conference (SWAC). It is the second consecutive year that Thompson has been nominated for the award.

Across America, many college football players receive praise for their superior performance on the field. Today, however, only a select group of those student-athletes have the honor of being commended for their distinguished accomplishments off the field when Allstate Insurance Company and the American Football Coaches Association (AFCA) announce 169 nominees for the 2018 Allstate AFCA Good Works Team®.

The Allstate AFCA Good Works Team® has been one of the most esteemed honors in college football for more than 25 years. The student-athletes who are nominated for this award not only demonstrate a unique dedication to community service and desire to make a positive impact on the lives around them, but they also show tremendous perseverance as well as the ability to overcome personal struggles and come out victorious against all odds.

NINE NAMED PHIL STEELE PRESEASON ALL-CONFERENCE

Alabama State had nine players named to the 2019 Phil Steele All-SWAC team announced by the publication. The Hornets were represented on each side of the ball by the publication, including three on the First Team. A pair of specialists - Anthony Craven (punter) and Ezra Gray (return specialist) were named to the first team, alongside Christian Clark.



2019 FOOTBALL GAME NOTES

CLOSING IN ON 500

After last season, Alabama State is just two wins shy of 500 all-time. The Hornets have compiled a 501-480-41 record in their history through 10 weeks of 2019.

FRESH FACES

Some fresh faces made their appearance for Alabama State by way of transfers this season:

Name	Pos	School
Duran Bell	RB	South Florida
Jahod Booker	WR	Memphis
Naytron Culpepper	RB	South Florida
Jett Even	QB	MVSU
Donelle Thomas	DB	South Florida
Tre'shun Wilson	LB	Toledo

PIPELINE FROM MIAMI TO 'BAMA STATE

Alabama State has developed a pipeline from Miami to Montgomery with six players on this year's team from the city (or around the area). Of the six players, four players are defensive backs and two are offensive linemen.

STAYING HOME, OR COMING BACK HOME

Alabama State has a local flavor to this year's roster, including several players from around the River Region:

Name	Pos	School
Colton Adams	LB	Wetumpka
Samuel Blackshear	OL	Sidney Lanier
Jahod Booker	WR	Park Crossing
Hunter Hanson	PK	Alabama Christian
Jake Howard	LB	Prattville
Kris Jones	DB	Sidney Lanier
Joshua Knight	WR	Park Crossing
Uvakeious McGhee	LB	Jeff Davis
Jacory Merritt	RB	Sidney Lanier
Lucky Oyowwi	LB	Edgewood
Ismail Saleem	WR	St. Jude / Carver
Delancey Tolliver	WR	Sidney Lanier
Tre'shun Wilson	LB	Robert E. Lee

WHO'S NEXT?

Alabama State has had several players picked in the NFL Draft in school history. Tytus Howard became the highest draft pick

of the Hornets in school history when he was selected in the first round by the Houston Texans.

Rd	Pick	Player	Team	Year
29	344	Ernie Moore	LA Rams	1959
14	378	Charles Mitchell	Baltimore	1968
6	155	John Pleasant	Kansas City	1969
13	322	Ralph Miller	New Orleans	1970
2	52	Lester Sims	Cleveland	1972
11	295	Willie Thicklin	Houston	1978
11	304	Terry Greer	LA Rams	1980
2	46	Curtis Green	Detroit	1981
6	158	Williams Daniels	LA Rams	1982
6	141	Ricky Smith	New England	1982
10	262	Thomas Hopkins	Cleveland	1983
12	323	James Lane	St. Louis	1983
9	230	Zack Barnes	San Diego	1984
7	178	Karl Powe	Dallas	1985
11	303	Brad Baxter	Minnesota	1989
2	50	Eddie Robinson, Jr.	Houston	1992
8	198	Ricky Jones	LA Rams	1992
4	110	Reggie Barlow	Jacksonville	1995
2	64	Tarvaris Jackson	Minnesota	2006
5	173	Michael Cole	Indianapolis	2007
7	231	Jylan Ware	Oakland	2017
1	23	Tytus Howard	Houston	2019

WHAT'S THE MADDEN RANKING FOR HOWARD?

Tytus Howard not only heard his name called on the first day of the NFL Draft, but he also gets to play himself on Madden '20. The rookie offensive lineman, who has worked at both guard and tackle, has a rating of 67 on the offensive line for the Texans.

HOWARD GETS FIRST CAREER START

After missing week one with a hand injury, former Alabama State offensive lineman Tytus Howard got his first action in the National Football League (NFL). The rookie started his first game at left guard against the Jacksonville Jaguars.

HOTTEST AUGUST SINCE 2007

The city of Montgomery had the hottest August since 2007 when they reached six consecutive days with temperatures over 100 degrees. The last time it reached 100 that many times, the Hornets struggled down the stretch to finish 5-6.

POLL WATCHING

FCS Coaches Poll (November 4, 2019)

Rk	School	Rec	Pts
1	North Dakota State (26)	9-0	650
2	James Madison	8-1	624
3	Weber State	7-2	593
4	South Dakota State	7-2	577
5	Montana	7-2	532
6	Central Arkansas	7-2	505
7	Northern Iowa	6-3	491
8	Sacramento State	6-3	431
9	Princeton	7-0	384
10	Furman	6-3	364
11	Kennesaw State	7-2	360
12	Illinois State	6-3	358
13	Dartmouth	7-0	330
14	Montana State	6-3	316
15	Florida A&M	8-1	209
	North Carolina A&T	6-2	255
17	Central Connecticut State	8-1	209
18	Southeast Missouri State	6-3	204
19	Villanova	6-3	202
20	Monmouth	7-2	144
21	Towson	5-4	112
22	North Dakota	5-3	111
23	Wofford	5-3	108
24	Austin Peay	6-3	90
25	New Hampshire	5-3	62

Others receiving votes: UT Martin, 60; Nicholls, 50; Southeastern Louisiana, 17; San Diego, 12; Alcorn St., 9; Sam Houston St., 8; Southern Illinois, 8; Jacksonville St., 7; The Citadel, 5; Yale, 3; Abilene Christian, 2; Stony Brook 2.

STATS FCS Top 25 (November 4, 2019)

Rk	School	Pts	Rec
1	North Dakota State (155)	3899	9-0
2	James Madison (1)	3731	8-1
3	Weber State	3559	7-2
4	South Dakota State	3452	7-2
5	Northern Iowa	3079	6-3
6	Montana	3074	7-2
7	Central Arkansas	2851	7-2
8	Sacramento State	2715	6-3
9	Furman	2333	6-3
10	Princeton	2274	7-0
11	Illinois State	2272	6-3
12	Montana State	1994	6-3
13	Dartmouth	1685	7-0
14	North Carolina A&T	1529	6-2
15	Kennesaw State	1453	7-2
16	Florida A&M	1412	8-1
17	Southeast Missouri State	1259	6-3
18	Villanova	1244	6-3
19	Monmouth	1126	7-2
20	Central Connecticut State	1071	8-1
21	Towson	761	5-4
22	North Dakota	675	5-3
23	New Hampshire	647	5-3
24	Wofford	529	5-3
25	Nicholls	401	5-4

Others receiving votes: Austin Peay 354, UT Martin 287, Sam Houston State 224, Alcorn State 215, The Citadel 129, Richmond 78, Southern Illinois 74, Yale 71, UC Davis 61, Southeastern Louisiana 55, Stony Brook 49, Jacksonville State 34, Delaware 17, Youngstown State 16, San Diego 6, Elon 3, Abilene Christian 1, Campbell 1, McNeese 1

TYTUS HOWARD

First Team All-SWAC
Phil Steele All-Conference selection
4-time All-American
Senior Bowl participant
NFL Combine participant

71





2019 FOOTBALL GAME NOTES

PRESEASON AWARDS / WATCH LISTS

Tyrek Allen
3rd Team (Phil Steele)

Luke Barnes (LS)
3rd Team (Phil Steele)

Christian Clark (DL)
1st Team (Preseason All-SWAC)
1st Team (Phil Steele)

Anthony Craven (P)
1st Team (Preseason All-SWAC)
1st Team (Phil Steele)

Ezra Gray (RB/RS)
1st Team (Preseason All-SWAC) // RS
1st Team Preseason (Phil Steele) // RS

Hunter Hanson (PK)
2nd Team (Phil Steele)

Joshua Hill (DB)
2nd Team (Preseason All-SWAC)

Darron Johnson (LB)
1st Team (Preseason All-SWAC)
2nd Team (Phil Steele)

Lucky Oyovwi
3rd Team (Preseason All-SWAC)

Carl Thompson
AFCA Good Hands Award
3rd Team (Phil Steele)

RETURNING FROM INJURIES IN 2018

A pair of Hornets are returning from early season injuries suffered in 2018, looking to make strides during the 2019 season as starters. Outside linebacker / defensive end Uvakeious McGhee returns after being held out by doctors just a couple of games into the season, while defensive back Jeffrey Hill returns after suffering a lower leg injury against Grambling State.

HORNETS DEEP AT DEFENSIVE BACK HEADING INTO 2018

One of the deepest positions on this year's team is the defensive backfield with the return of Joshua Hill. Although the Hornets lost All-Conference safety Kurron Ramsey, the Hornets return starters Romelo Webster, Keenan Isaac and Jeffrey Hill (who missed the last half of the season due to injury) to bolster the defense. They also return Kimar Martin who returned from injury last season to go along with a pair of South Florida transfers - Donelle Thomas and Naytron Culpepper.

YOUTUBE SENSATIONS ON CAMPUS FOR THE HORNETS

Hunter Hanson and Luke Barnes have become known for their YouTube videos in which they show off their skills. Hanson, a junior from Alabama Christian Academy, is well known for his video of kicking a spinning football off the ground; while Barnes has become well known for snapping a ball and knocking the cap off a bottle.

PHENIX CITY / COLUMBUS AREA A HOTBED FOR TALENT FOR THE HORNETS

The Phenix City/Columbus area has become a hotbed for talent for Alabama State recently, and this year the Hornets have XX players on the team from the area. The list of players includes Devonte Webster (Spencer HS), Darius King (Central HS), Andrew Ogletree (Carver HS), J'Lan Carson (Central HS), Joseph Jones (Carver HS) and Bryce Webster (Spencer HS).

PEARSON INJURED EARLY AGAINST UAB

Back-up quarterback Darryl Pearson, Jr. was injured on his second play from scrimmage against UAB in the season opener with a lower leg injury.

BELL HITS CENTURY MARK

Duran Bell became the first Alabama State running back to hit the century mark this season running the football. The transfer sophomore used a 67-yard first quarter touchdown run against UAB to finish the night with 112 yards on 10 carries.

100-yard rushers under Donald Hill-Eley

Player	Yards	Opponent (Date)
Ezra Gray	24/154	Texas Southern (11/9/19)
Ezra Gray	23/104	Alabama A&M (10/26/19)
Duran Bell	10/112	UAB (8/29/19)
Ezra Gray	20/140	Grambling State (9/22/18)
KHA'Darris Davis	24/116	Texas Southern (11/3/18)

LARRY BROWN HAS CAREER DAY FOR HORNETS

Senior tight end Larry Brown III entered the season opener with three career receptions, but left the contest doubling his career output. The senior hauled in five receptions from quarterback KHA'Darris Davis to catch two more passes than

he had for his career coming in.

DAVIS NAMED HONORABLE MENTION FCS FRESHMAN OF THE WEEK

Alabama State freshman Irshaad Davis was named honorable mention STATS FCS Freshman of the Week for his performance against UAB Thursday night.

Davis, who saw action at safety and on special teams, in his first collegiate game and led the Hornets with seven total tackles, including six solo stops in a 24-19 loss to FBS-member and defending Conference USA champion UAB. He also forced a pair of fumbles, including one inside the team's 10-yard line.

BELL NAMED SWAC NEWCOMER OF THE WEEK

Duran Bell was named the Newcomer of the Week after he finished with a career-high 112 yards on 10 carries in the Hornets' 24-19 loss to FBS-member and defending Conference USA champion UAB Thursday night. The redshirt sophomore touched the ball for the first time on offense and scored on a 67-yard run to tie the game against the Blazers in the first quarter. He ended the night averaging 11.2 yards per carry, while also catching three passes for eight yards.

CRAVEN NAMED SPECIAL TEAMS POW

Anthony Craven was named the Special Teams Player of the Week after was forced to punt nine times on the night as the two teams combined for 17 total punts. He finished the night averaging 49.1 yards per punt - two yards above his career average - with a long of 64 yards. He also hit three inside the 20 and allowed just two punts. He recorded six punts over 50 yards in the loss.

CRAVEN NAMED TO PRESEASON WATCH LIST

Anthony Craven was one of 28 punters from across the country named to the inaugural FCS Punter of the Year Preseason Watch List, announced by the Augusta Sports Council Friday morning.

The senior, in his first year with the Hornets in 2018, took over for all-conference performer Trevor Vincent, and responded by ranking 18th in the country in punting (second in the conference) at a 42.7-yard average.

He finished the season with 78 punts for 3,310 yards, while recording four touchbacks and forced seven fair catches. Craven pinned Alabama State opponents inside the 20 on 29 occasions and had 20 punts of 50 or more yards, including a career-high 80-yard punt against South Alabama.

Craven was named All-Conference for his efforts last season and earned First Team Preseason All-SWAC honors this season.

The Council, who also selects the Ray Guy Award recipient at the FBS level, will announce the 10 semifinalists in November and three finalists in early December. The winner will be announced in early January.

SOUTH FLORIDA CONNECTION (AND NOT FROM A CITY)

There are several ties between Alabama State and South Florida this year on the sidelines, and even more ties from



FOOTBALL GAME NOTES

NCAA FCS STATISTICS

Statistic	National Rk	SWAC Rk	Value
3rd Down Conversion	53	4	.394
3rd Down Conversion Def.	38	4	.356
4th Down Conversion	104	9	.357
4th Down Conversion Def.	28	4	.400
Blocked Kicks	60	7	1
Blocked Kicks Allowed	118	8	6
Blocked Punts	21	5	1
Blocked Punts Allowed	94	5	2
Completion Percentage	68	8	.580
Defensive TDs			
Fewest Penalties	70	3	64
Fewest Penalties / Game	89	5	7.11
Fewest Penalty Yards	80	3	616
Fewest Penalty Yards / Game	94	5	68.44
First Downs Defense	32	2	174
First Downs Offense	112	9	150
Fumbles Lost	41	4	6
Fumbles Recovered	81	6	5
Kickoff Return Defense	57	6	19.84
Kickoff Returns	33	4	22.04
Net Punting	18	1	38.51
Passes Had Intercepted	103	8	12
Passes Intercepted	92	9	6
Passing Offense	76	6	205.6
Passing Yards Allowed	3	1	152.6
Passing Yards / Completion	60	6	12.42
Punt Return Defense	86	3	11.00
Punt Returns	57	7	8.47
Red Zone Defense	6	2	.676
Red Zone Offense	88	6	.750
Rushing Defense	91	7	192.0
Rushing Offense	98	10	118.0
Sacks Allowed	53	3	2.00
Scoring Defense	50	4	25.8
Scoring Offense	80	8	24.4
Tackles for Loss Allowed	119	10	8.67
Team Passing Efficiency	60	5	133.50
Team Passing Efficiency Def.	5	1	108.89
Team Sacks	48	4	2.33
Team Tackles for Loss	11	1	8.0
Time of Possession	68	5	29:48
Total Defense	28	2	344.6
Total Offense	101	9	323.6
Turnover Margin	108	9	-0.78
Turnovers Gained	95	10	11
Turnovers Lost	88	6	18
Winning Percentage	47	4	.556

Carol City and Alabama State on the sideline. Several members of the Bulls are now members of the Alabama State team, including assistant coach Damon Cogdell. He is joined on this year's team by Duran Bell (running back), Naytron Culpepper (defensive back) and Donnelle Thomas (defensive back) all from USF. They are joined on the team by defensive back Irshaad Davis who played at Carol City High School, and defensive back Jeffrey Hill who played for Cogdell in high school.

HILL RANKS IN TOP 10 IN SINGLE-SEASON PUNT RETURN AVERAGE AFTER 2018

Joshua Hill sits eighth at the school for punt returns in a single season. The senior returned just eight punts last year, but registered 114 yards and averaged 14.3 yards per return.

CRAVEN SECOND IN PUNTING AT ALABAMA STATE AFTER FIRST YEAR

Anthony Craven is second at the school in punting just after one season. He booted the ball 78 times for an average of 42.7 yards.

MAKING MOVES IN SINGLE SEASON BOOK

Michael Jefferson and Jeremiah Hixon have each recorded eight receptions in a single game this season, Jefferson now stands just nine catches shy of the top 12 all-time in a single season at Alabama State entering the Hornets contest against Florida State:

Single-Season Receptions

Rk	Player	Rec	Yds
1	Damon Hodge (1998)	83	1023
2	Nick Anderson (2011)	78	1095
3	Alphus Shipman (1997)	61	708
4	Reggie Barlow (1994)	58	1267
	Floyd "BJ" Tiger (2001)	58	1074
	Ricky Cotton (1980)	58	668
7	Clayton Harris (2004)	54	548
8	Damon Hodge (1997)	53	737
9	Machion Sanders (2002)	52	729
10	Earl Lucas (2013)	51	515
11	Darryl Pearson (1985)	50	692
12	Reggie Brown (1990)	48	815
	T.C. McWilliams (2012)	48	612
	Michael Jefferson (2019)	37	633
	Jeremiah Hixon (2019)	18	230

JEFFERSON NAMED SWAC OFFENSIVE PLAYER OF THE WEEK

Alabama State sophomore receiver Michael Jefferson was named the SWAC Offensive Player of the Week after his performance against Tuskegee this past weekend.

He grabbed five receptions for 174 yards, including three touchdowns. The sophomore caught touchdown passes of 19, 43 and the game-winning 82-yard reception in the fourth quarter.

NATIONAL ATTENTION FOR JEFFERSON

Michael Jefferson not only won the conference player of the week honors, but he was also an honorable mention selection for the STATS FCS National Offensive Player of the Week. He

was also given a Helmet Sticker by Joey Galloway on College Football Live over the weekend, one of two players from the FCS to receive one and the only member from an HBCU.

ADAMS EARNS SWAC AWARD AFTER WIN OVER JACKSON STATE ON THE ROAD

Freshman linebacker Colton Adams was named the Southwestern Athletic Conference (SWAC) Newcomer of the Week after his performance against Jackson State. Adams finished the day with seven registered tackles, including five solo stops as he led the team in tackles for the second consecutive week. He also had four knockdowns of quarterback Derrick Ponder and was around the football all afternoon although not credited with stops.

He was also selected as an STATS FCS National Freshman of the Week honorable mention selection for his efforts in the road victory.

ADAMS EARNS SWAC AWARD AFTER MAGIC CITY CLASSIC

For the second time in three weeks, Colton Adams was named the SWAC Newcomer of the Week. This time he did it with a 13-tackle performance against Alabama A&M.

HANSON EARNS SWAC HONOR

Hunter Hanson earned his first SWAC honor of the season on Special Teams after the Mississippi Valley State contest. He finished the day with nine points including a pair of field goals from 39 and 40 yards, while also connecting on all three of his extra points.

ATTENDANCE MARK SHATTERED IN LABOR DAY CLASSIC AGAINST TUSKEGEE

Alabama State set a new stadium mark for attendance at the 2019 Labor Day Classic. The Hornets played in front of 27,828 at ASU Stadium.

The attendance mark is the largest in stadium history, topping the mark of 27,500 set back in 2012 - the first game inside the stadium. The attendance mark was the only new mark set on the night however in the win.

100-YARD RECEIVERS UNDER ELEY

Alabama State had a pair of receivers hit the century mark in the same game; the first time that a Hornet has hit that mark under Donald Hill-Eley as the head coach. It has now climbed to four with Michael Jefferson's performance against Texas Southern on the road.

100-yard receivers under Donald Hill-Eley

Player	Yards	Opponent (Date)
Jeremiah Hixon	8/118	Tuskegee (9/7/19)
Jahod Booker	7/106	Jackson State (10/12/19)
Michael Jefferson	5/174	Tuskegee (9/7/19)
Michael Jefferson	5/102	Texas Southern (11/9/19)

A FIRST FOR THE HORNETS

Alabama State had their first 100-yard receiver (Michael Jefferson) and 100-yard rusher (Ezra Gray) in the same game as the duo achieved the mark against Texas Southern.



FOOTBALL GAME NOTES

2019 SWAC FOOTBALL STANDINGS

EAST DIVISION

School	SWAC	Pct.	Overall	Pct.	Current Streak
Alcorn State	4-1	.800	6-3	.667	L1
Alabama State	4-2	.667	5-4	.556	W2
Alabama A&M	3-2	.600	6-4	.600	W1
Jackson State	3-2	.600	4-6	.400	L1
Mississippi Valley State	1-4	.200	2-7	.222	L1

WEST DIVISION

School	SWAC	Pct.	Overall	Pct.	Current Streak
Southern	4-1	.800	6-4	.600	W2
Grambling State	3-2	.600	5-4	.556	W5
Prairie View A&M	2-3	.400	4-5	.444	W1
UAPB	2-4	.333	5-5	.500	L3
Texas Southern	0-6	.000	0-10	.000	L10

September 21, 2019

UAPB 37, Tennessee State 31
 Florida A&M 27, Southern 21
 Alabama State 23, Grambling State 20
 Alcorn State 45, Prairie View A&M 41
 Bethune-Cookman 22, Mississippi Valley State 6
 Samford 55, Alabama A&M 21

September 28, 2019

Kentucky State 33, Jackson State 25
 Prairie View A&M 42, Grambling State 36
 Houston Baptist 68, Texas Southern 31
 Alabama A&M 63, Central State 20
 Alcorn State 45, Mississippi Valley State 19
 Southern 31, UAPB 7

October 5, 2019

Alabama A&M 35, Texas Southern 28
 Alcorn State 35, Alabama State 7
 UAPB 45, Lane 38
 Mississippi Valley State 31, Virginia-Lynchburg 23
 Grambling State 44, Jackson State 21

October 12, 2019

Southern 34, Prairie View A&M 28
 Alabama State 31, Jackson State 16
 UAPB 38, Mississippi Valley State 6
 Grambling State 23, Alabama A&M 10
 Alcorn State 42, Savannah State 17
 Missouri S&T 23, Texas Southern 20

October 19, 2019

Jackson State 31, Mississippi Valley State 28

Prairie View A&M 51, Virginia-Lynchburg 0
 Southern 28, Texas Southern 21

October 24, 2019

Jackson State 38, Prairie View A&M 35

October 26, 2019

Mississippi Valley State 35, Texas Southern 14
 Alcorn State 27, Southern 13
 Alabama A&M 43, Alabama State 41
 Grambling State 39, UAPB 33

November 2, 2019

Alabama State 27, Mississippi Valley State 0
 Southern 35, Alabama A&M 31
 Grambling State 55, Texas Southern 20
 Jackson State 21, UAPB 13

November 9, 2019

Alabama A&M 48, Jackson State 43
 Alabama State 27, Texas Southern 21
 Grambling State 19, Alcorn State 16
 Prairie View A&M 37, UAPB 20
 Southern 58, Virginia-Lynchburg 7

November 16, 2019

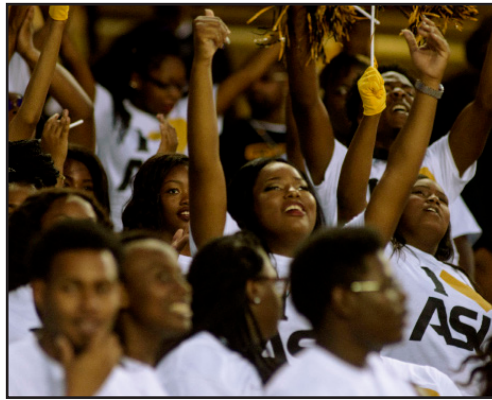

Alabama State at Florida State, 11 am
 Grambling State at MVSU, 1 pm
 Southern at Jackson State, 2 pm
 Edward Waters at Prairie View A&M, 2 pm
 Alabama A&M at Alcorn State, 2 pm

NCAA FCS INDIVIDUAL STATISTICS

Player	National Rk	SWAC Rk	Value
All-Purpose			
Ezra Gray	86	5	98.11
Combined Kicks			
Ezra Gray	70	3	294
Jacory Merritt	188	14	111
Completion Percentage			
KHA'Darris Davis	70	8	.576
Completions Per Game			
KHA'Darris Davis	61	4	16.13
Field Goals Per Game			
Hunter Hanson	94	6	0.56
Fumbles Recovered			
Donelle Thomas	19	3	2
Interceptions			
Naytron Culpepper	105	11	0.2
Kickoff Returns			
Ezra Gray	38	2	22.6
Passes Defended			
Naytron Culpepper	25	3	1.2
Passing Efficiency			
KHA'Darris Davis	50	6	135.3
Passing Touchdowns			
KHA'Darris Davis	31	3	18
Passing Yards			
KHA'Darris Davis	73	6	1,628
Passing Yards Per Game			
KHA'Darris Davis	60	5	203.5
Passing Yards Per Completion			
KHA'Darris Davis	45	6	12.62
Points Responsible For			
KHA'Darris Davis	39	3	120
Michael Jefferson	187	16	60
Points Responsible Per Game			
KHA'Darris Davis	27	4	15.0
Punt Return TDs			
Eric Felts	2	1	1
Punt Returns			
Kobie Crabb	45	2	5.9
Punting			
Anthony Craven	7	1	44.0
Receiving TDs			
Michael Jefferson	7	2	10
Receiving Yards			
Michael Jefferson	75	6	633
Receiving Yards Per Game			
Michael Jefferson	67	5	70.3
Receptions Per Game			
Michael Jefferson	111	6	4.1
Rushing Yards Per Carry			
Ezra Gray	87	10	4.48
Rushing Yards			
Ezra Gray	82	7	569
Rushing Yards Per Game			
Ezra Gray	75	7	63.2
Duran Bell	141	16	48.3
Sacks			
Devon Booker	119	8	0.44
Scoring			
Michael Jefferson	65	4	6.7
Total Offense			
KHA'Darris Davis	73	7	200.6
Ezra Gray	199	19	63.2
Total Tackles			
Irshaad Davis	191	14	6.3
Total Touchdowns			
Michael Jefferson	33	4	10
Yards Per Pass Attempt			
KHA'Darris Davis	56	6	7.27
Yards Per Reception			
Michael Jefferson	56	7	17.11
Jahod Booker	136	13	14.33



ASU STADIUM (opened 2012)



SINGLE GAME ATTENDANCE

Rk	Attend	Opponent	Date
1	27,828	Tuskegee	9/7/19
2	27,500	Tuskegee	11/22/12
3	26,222	Tuskegee	9/1/18
4	25,442	Tuskegee	9/2/17
5	20,703	Jacksonville St.	8/31/13
6	18,972	Miles	11/24/16
7	17,560	Jackson State	11/8/14
8	17,309	Grambling State	9/21/19
9	15,887	Kennesaw State	9/14/19
10	15,725	Tennessee St.	9/6/14
11	15,553	Alcorn State	10/5/17
12	15,322	Edward Waters	11/23/17
13	15,201	Miles	11/21/15
14	15,143	Southern	11/9/13
15	14,428	Jackson State	11/10/18
16	14,396	Stillman	11/28/13
17	13,825	MVSU	9/13/14
18	13,156	Stillman	11/22/14
19	12,721	Alcorn State	10/5/19
20	12,503	Alcorn State	9/28/13

STADIUM QUICK FACTS

Opened	November 22, 2012
First Game	Tuskegee
Result	L, 25-27
Record	19-16
Surface	Astro-Turf
Capacity	26,500



STADIUM INFORMATION

ASU Stadium on the campus of Alabama State University in Montgomery, Alabama is a 26,500-seat stadium that replaces the Cramton Bowl as the host venue for the Alabama State Hornets football team. The first game in the New ASU Stadium was the 89th Turkey Day Classic on November 22, 2012 in which the Hornets hosted the Tuskegee Golden Tigers. The game was a sell-out and was televised nationally on ESPNU.

The stadium's current capacity sits at 26,500 but the project was designed to allow for future expansion that can expand the capacity to 55,000.

The stadium also holds a restaurant and retail space which welcome visitors to the stadium and area 365 days a year.



HEAD COACH, DONALD HILL-ELEY



Donald Hill-Eley is in his third season at Alabama State University, and was named the Head Football Coach of the program on December 7 following a stint as the Interim Head Coach.

Eley was named to the Interim role on October 6 after an 0-5 start to the season, and guided the Hornets to five wins in their final six games including a victory in the Magic City Classic over Alabama A&M and a pair of wins on opponents' homecoming weekends. He also guided the

Hornets to four road wins to close the season, all in conference play.

He came to Alabama State after a one-year stint as wide receivers coach at Norfolk State, and was responsible tight ends and special teams.

During the 2016 season, Alabama State used four quarterbacks who combined to throw for 1,824 yards, while averaging 165.8 per game. Also the quarterbacks tossed 11 touchdown passes.

Last season ASU used three quarterbacks who combined to throw for 2,104 yards and 14 touchdowns while completing 60 percent of their passes.

ASU's passing game averaged 191.3 yards per game which was sixth in the SWAC. Their 60.1 percent completion percentage was second and its 7.1 yards per completion was fourth.

The long-time Mid-Eastern Athletic Conference (MEAC) coach spent 13 seasons at Morgan State (2001-13). After his first season as offensive coordinator, Eley spent the final 12 as head coach and was named 2002 MEAC Coach of the year. His 59 wins rank third all-time in Bears' history.

He spent four seasons at Hampton (1997-2000) as offensive coordinator and pro liaison, helping the Pirates win an HBCU National Championship, two MEAC titles, and the 1999 Heritage Bowl.

Eley spent four seasons in professional football in the Canadian Football League, first with the Baltimore Stallions (1994-95) as receivers coach before two seasons with the Toronto Argonauts as a guest coach (1996-97). Hill was on the staff of three straight Grey Cup championship teams (1995-97) during his time in the CFL.

After graduating from Virginia Union, he entered the coaching ranks at his alma mater in 1991 before becoming a graduate assistant at Hampton in 1992, where he received his master's in counseling in 1995. He is presently completing his Ph.D. at Morgan State. Eley is a member of Omega Psi Phi Fraternity, Inc., and a Prince Hall Mason. He is the father of Ayinde (16) and Jacob (7).

He is married to the former Kelley Butler.

ROAD TO 'BAMA STATE



VIRGINIA UNION

Student Assistant
1991



HAMPTON

Graduate Assistant
1992 - 1993



BALTIMORE (CFL)

Assistant
1993 - 1994



TORONTO (CFL)

Volunteer Assistant
1996



HAMPTON

Offensive Coordinator
1997 - 2000



MORGAN STATE

Offensive Coordinator / Head Coach
2001 - 2013



NORFOLK STATE

Assistant Coach
2014



ALABAMA STATE

Assistant Coach
2015 - 2017

Interim Head Coach
2017

Head Coach
2018



HEAD COACH, DONALD HILL-ELEY

ELEY ALL-TIME vs OPPONENTS

Akron	0-2
Alabama A&M	1-2
Alcorn State	1-1
Auburn	0-1
Army	0-1
Bethune-Cookman	5-7
Bowie State	3-1
Bowling Green	0-1
Buffalo	0-1
Delaware State	7-5
Edward Waters	1-0
Florida A&M	3-6
Gardner-Webb	0-2
Grambling State	1-2
Hampton	4-8
Howard	10-2
Jackson State	2-1
Kennesaw State	0-2
Liberty	0-1
Maine	0-1
Maryland	0-1
Mississippi Valley State	3-0
Monmouth	1-1
Morris Brown	1-0
Norfolk State	3-9
North Carolina A&T	10-3
North Carolina Central	3-1
North Dakota State	0-1
Prairie View A&M	0-1
Robert Morris	1-1
Rutgers	0-1
Sacred Heart	1-0
San Jose State	0-1
Savannah State	4-0
South Alabama	0-1
South Carolina State	2-9
Texas Southern	4-0
Towson	2-6
Tuskegee	2-0
UAB	0-1
Western Kentucky	0-1
Winston-Salem State	2-1

THE HILL-ELEY FILE

PERSONAL

Born: July 29, 1969

Hometown: Suffolk, Va.

Family: wife, Kelley; children, Ayinde and Jacob

EDUCATION

Virginia Union University (1991, Bachelor's)

Hampton University (1995, Master's in Counseling)

Doctoral Candidate (2017)

PLAYING EXPERIENCE

Virginia Union University (quarterback)

COACHING EXPERIENCE

1991 Virginia Union, student assistant

1992-93 Hampton, graduate assistant

1994-95 Baltimore Stallions (CFL), assistant

1996-97 Toronto Argonauts, volunteer coach

1997-00 Hampton, offensive coordinator

2001 Morgan State, offensive coordinator

2002-13 Morgan State, head coach

2014 Norfolk State, assistant coach

2015-17 Alabama State, associate head coach

2017 Alabama State, interim head coach

2018 Alabama State, head coach

POSTSEASON EXPERIENCE

1995 CFL - Grey Cup champions (assistant coach)

1996 CFL - Grey Cup champions (volunteer coach)

1997 CFL - Grey Cup champions (volunteer coach)

THE ELEY WORKSHEET (HEAD COACH)

Year	School	Overall Record	Post	Conf Record	Finish
2002	Morgan State	7-5	--	5-3	4th
2003	Morgan State	6-5	--	4-3	5th
2004	Morgan State	5-6	--	3-4	6th
2005	Morgan State	2-9	--	1-7	9th
2006	Morgan State	5-6	--	4-4	6th
2007	Morgan State	5-6	--	4-5	6th
2008	Morgan State	6-6	--	1-3	6th
2009	Morgan State	6-5	--	4-4	4th
2010	Morgan State	4-7	--	3-5	5th
2011	Morgan State	5-6	--	4-4	7th
2012	Morgan State	3-8	--	2-6	10th
2013	Morgan State	5-7	--	5-3	3rd
2017	Alabama State	5-1	--	4-1	2nd
2018	Alabama State	4-7	-	3-4	4th
2019	Alabama State	5-4	-	4-2	-
Totals	14-plus seasons	73-89		51-58	
	Morgan State (12)	59-77		40-51	
	Alabama State (2-plus)	14-12		11-7	



ASSISTANT COACHES / GAME DUTIES



**TRAVIS
PEARSON**

DEF. COORDINATOR

Game Day:
FIELD



**JOSEPH
BLACKWELL**

OFF. COORDINATOR

Game Day:
FIELD



**BILLY
GRESHAM**

HS RELATIONS

Game Day:
BOOTH



**TRACY
BUCKHANNON**

LINEBACKERS

Game Day:
FIELD



**SEAN
ANDERSON**

RECEIVERS

Game Day:
FIELD



**JON
HARRELSON**

QUALITY CONTROL / OL

Game Day:
BOOTH



**AMP
CAMPBELL**

CORNERBACKS

Game Day:
BOOTH



**BENTON
HAROLD**

TIGHT ENDS

Game Day:
FIELD



**GARY
HOWARD**

QUALITY CONTROL / DEF

Game Day:
FIELD



**DAMON
COGDELL**

OUTSIDE LINEBACKERS

Game Day:
BOOTH



**GARY
HARRELL**

RUNNING BACKS

Game Day:
FIELD



**SAM
LAZARUS**

QUALITY CONTROL

Game Day:
FIELD



**ANTHONY
TAYLOR**

DEFENSIVE LINE

Game Day:
FIELD



**RICHARD
MONCRIEF**

RUNNING BACKS

Game Day:
BOOTH



**DEVIN
SANTANA**

QUALITY CONTROL / DEF

Game Day:
FIELD



DEPTH CHART

OFFENSE

QB	12	KHA'Darris Davis (6-0, 184, R-Jr.)
	6	Jett Even (6-4, 215, Gr.)
	11	Chris Scott (6-4, 176, R-Fr.)
RB	20	Ezra Gray (5-9, 167, Sr.)
	3	Duran Bell (5-10, 174, R-So.)
	21	Jacory Merritt (5-11, 170, Fr.)
TE	86	Larry Brown (6-4, 258, Sr.) OR
	82	Moses Marshall (6-3, 232, R-Jr.)
	32	Talesin Farmer (6-0, 222, Jr.)
X	19	Michael Jefferson (6-3, 194, So.)
	81	Marquez Spencer (6-0, 181, Jr.)
H	8	Tyrek Allen (6-0, 178, Sr.)
	9	Joshua Knight (5-10, 183, So.)
LT	75	D'Andre Brown (6-6, 300, R-Sr.)
	73	Travon Taylor (6-4, 270, Fr.)
LG	71	Leeward Brown (6-4, 335, R-Sr.)
	70	Charlie Maxwell (6-4, 294, R-Fr.)
C	60	Carl Thompson (6-3, 301, R-Jr.)
	70	Charlie Maxwell (6-4, 294, R-Fr.) OR
	64	Samuel Blackshear (6-1, 274, Fr.)
RG	65	Jordan Williams (6-4, 313, R-Jr.)
	66	Taurian Stafford (6-5, 350, R-Fr.)
RT	62	Juwan Callines (6-6, 335, R-Fr.)
	67	Trevonte Howard (6-4, 342, R-So.)
Z	15	Jahod Booker (5-11, 183, R-So.)
	85	Miles Williams (6-2, 190, Sr.)

DEFENSE

41	96	J'Jan Carson (5-11, 290, Jr.) OR
	45	Cameron Rampersaud (6-4, 271, R-Sr.)
41	92	Andrew Ogletree (6-4, 278, R-Fr.)
	77	Randall Smith (6-4, 280, Jr.)
NG	94	Christian Clark (6-1, 280, R-Jr.)
	95	Isaac Nickson (6-4, 312, R-Sr.)
SAM	16	Nicholas Terry (6-4, 235, Jr.)
	48	Trevor Goodrum (6-4, 209, Jr.)
WILL	34	Devon Booker (6-1, 193, Sr.)
	50	Darius King (5-11, 222, R-Jr.)
MIKE	56	Colton Adams (6-1, 215, Fr.)
	46	Darron Johnson (6-1, 216, Sr.)
JACK	90	Lucky Oyowwi (6-4, 225, R-Jr.) OR
	48	Trevor Goodrum (6-4, 209, Jr.)
RC	10	Keenan Isaac (6-3, 178, So.)
	8	Donelle Thomas (5-11, 185, R-So.)
RS	24	Joshua Hill (5-10, 196, Sr.)
	14	Kobie Jones (5-11, 185, R-Jr.)
LS	22	Irshaad Davis (5-9, 181, Fr.)
	27	Aaron Pope (6-0, 181, R-Jr.)
LC	5	Naytron Culpepper (6-1, 175, So.)
	29	Kobi Crabb (6-1, 167, Fr.)

K	53	Hunter Hanson (5-9, 181, Jr.)
	30	Claudio Quintanilla (5-10, 186, R-Fr.)

P	35	Anthony Craven (6-2, 227, Sr.)
	53	Hunter Hanson (5-9, 181, Jr.)

KO	53	Hunter Hanson (5-9, 181, Jr.)
	30	Claudio Quintanilla (5-10, 186, R-Fr.)

KR	20	Ezra Gray (5-9, 167, Sr.)
	3	Duran Bell (5-10, 174, R-So.)
	21	Jacory Merritt (5-11, 170, Fr.)

PR	29	Kobi Crabb (6-1, 167, Fr.)
	24	Joshua Hill (5-10, 186, Sr.)

LS	54	Luke Barnes (6-1, 200, Jr.)
	56	Colton Adams (6-1, 215, Fr.)

H	35	Anthony Craven (6-2, 227, Sr.)
	10	Jimmy Ferrell (6-2, 232, R-Jr.)



PROJECTED STARTER NOTES

OFFENSE

QB ♦ KHA'DARRIS DAVIS (6-0, 184, R-Jr., Bessemer, Ala.) 12
<ul style="list-style-type: none"> ♦ Had a career-high 347 yards passing against Tuskegee, after throwing interception on first drive finished first half 11-for-14. ♦ Threw career-high five touchdowns at the Magic City Classic. ♦ Thrown for over 1,600 yards this season.
RB ♦ EZRA GRAY (5-9, 189, Sr., Lynn Haven, Fla.) 20
<ul style="list-style-type: none"> ♦ Averaged 5.7 yards per carry against UAB in the season opener. ♦ Named Preseason All-SWAC (also by Phil Steele). ♦ Led the team in rushing last season, and went over 1,000 yards for his career at the Magic City Classic.
WR ♦ TYREK ALLEN (6-0, 178, Sr., San Antonio, Texas) 8
<ul style="list-style-type: none"> ♦ Led team in receiving last season with 12 receptions for 351 yards. ♦ Caught three touchdown passes during junior season, all over 50 yards, with his longest reception of the season being 78 yards. ♦ Scored first touchdown under 50 yards against UAB (8/29/2019).
WR ♦ MICHAEL JEFFERSON (6-3, 194, So., Mobile, Ala.) 19
<ul style="list-style-type: none"> ♦ Caught five passes for a career-high 174 yards against Tuskegee, more yards than his freshman year. ♦ Hauled in career-high three touchdowns, and recognized by ESPN. ♦ SWAC Offensive Player of the Week and STATS FCS honorable mention.
TE ♦ LARRY BROWN (6-4, 258, Sr., Atlanta, Ga.) 86
<ul style="list-style-type: none"> ♦ Has played in 24 games throughout his career at the tight end position, including playing six games last season due to injury. ♦ Caught five passes in loss to UAB (8/29/19), nearly doubling his career output of three coming into the season.
LT ♦ DE'ANDRE BROWN (6-6, 300, R-Sr., Tampa, Fla.) 75
<ul style="list-style-type: none"> ♦ Played opposite of NFL draftee Tytus Howard last season. ♦ Played in 11 games, starting at left and right tackle.
LG ♦ LEEWARD BROWN (6-4, 335, R-Sr., Miami, Fla.) 71
<ul style="list-style-type: none"> ♦ Played at Tulane during first two years of collegiate football. ♦ Brother, also named Leeward, played collegiate football at Tuskegee.
C ♦ CARL THOMPSON (6-3, 301, R-Jr., Miami, Fla.) 60
<ul style="list-style-type: none"> ♦ Two-time nominee for AFCA Good Works Team, and is the SAAC President for both Alabama State and the SWAC. ♦ Brother was an All-American linebacker at Tuskegee.
RG ♦ JORDAN WILLIAMS (6-4, 313, R-Jr., Tallahassee, Fla.) 65
<ul style="list-style-type: none"> ♦ Has missed considerable action over the last two years. ♦ Has not seen any action on the field since his freshman year.
RT ♦ JUWAN CALLINES (6-6, 335, R-Fr., Portsmouth, Va.) 62
<ul style="list-style-type: none"> ♦ Taking over for first round pick Tytus Howard on the offensive line. ♦ Saw limited action as a freshman last season.
WR ♦ JAHOD BOOKER (5-11, 183, R-So., Montgomery, Ala.) 15
<ul style="list-style-type: none"> ♦ Transfer from Memphis, but prepped at Park Crossing High School. ♦ Caught seven passes for 106 yards with a touchdown at Jackson State.
PK ♦ HUNTER HANSON (5-9, 181, Jr., Montgomery, Ala.) 53
<ul style="list-style-type: none"> ♦ Been the starting kicker since arriving on campus as a true freshman in 2017 from Alabama Christian Academy.

DEFENSE

41 ♦ J'LAN CARSON (5-11, 290, R-Jr., Phenix City, Ala.) 96
<ul style="list-style-type: none"> ♦ Recorded nine tackles in loss to Alabama A&M at the Magic City Classic in October. ♦ High school teammate of Alabama State linebacker Darius King at Central High School.
41 ♦ ANDREW OGLETREE (6-4, 278, R-Fr., Columbus, Ga.) 92
<ul style="list-style-type: none"> ♦ Played in four games last season, recording four tackles but still earning a redshirt year due to number of games. ♦ Recorded 110 tackles during senior season of high school. ♦ Had 20 tackles for loss and 12 sacks in high school.
NG ♦ CHRISTIAN CLARK (6-1, 380, R-Jr., Euclid, Ohio) 94
<ul style="list-style-type: none"> ♦ Brother plays for the Kansas City Chiefs, signing as a free agent this year after playing with the Seattle Seahawks. ♦ Father passed away in a fire in February 2018. ♦ Named All-Conference (first team).
SAM ♦ NICHOLAS TERRY (6-4, 235, Jr., Youngstown, Ohio) 16
<ul style="list-style-type: none"> ♦ Has played in 31 games since arriving on campus, has not missed a game. ♦ Finished with 22 tackles last season in 11 games. ♦ Two-sport letterman in high school, playing football and basketball. ♦ 91 tackles his last two years of high school.
MLB ♦ COLTON ADAMS (6-1, 215, Fr., Wetumpka, Ala.) 46
<ul style="list-style-type: none"> ♦ Missed first five games of the 2019 season. ♦ Beat out Darron Johnson who has led the team in tackles in '17 and '18. ♦ Has led the team in tackles in his first three collegiate games and leads the team in tackles for loss this season.
WILL ♦ DEVON BOOKER (6-1, 193, Sr., Cincinnati, Ohio) 34
<ul style="list-style-type: none"> ♦ Converted defensive back heading into 2019. ♦ Recorded 10 tackles against Grambling State.
JACK ♦ LUCKY OYOVWI (6-4, 225, R-Jr., Pike Road, Ala.) 90
<ul style="list-style-type: none"> ♦ Transfer from Troy, arriving on campus just before first game of 2018. ♦ Did not start playing football until senior year in high school at Edgewood.
CB ♦ KEENAN ISAAC (6-3, 187, So., Midfield, Ala.) 10
<ul style="list-style-type: none"> ♦ Had an interception return for a touchdown called back against UAB in the season opener this year. ♦ Recorded first collegiate interception last year against Alcorn State.
SAF ♦ JOSHUA HILL (5-10, 196, Sr., Prichard, Ala.) 24
<ul style="list-style-type: none"> ♦ Has five interceptions the past two seasons, two last year. ♦ Named Second Team Preseason All-SWAC.
SAF ♦ IRSHAAD DAVIS (5-9, 181, Fr., Carol City, Fla.) 22
<ul style="list-style-type: none"> ♦ Named honorable mention National Freshman of the Week two times. ♦ Brother, Carlton, plays for the Tampa Bay Buccaneers.
CB ♦ NAYTRON CULPEPPER (6-1, 183, So., Miami, Fla.) 5
<ul style="list-style-type: none"> ♦ Transfer from South Florida (one of four transfers from USF this year). ♦ Recorded 19 tackles in three games for the Bulls.
P ♦ ANTHONY CRAVEN (6-2, 227, Sr., Linden, Calif.) 35
<ul style="list-style-type: none"> ♦ Named to FCS Punter of the Year Watch list. ♦ SWAC Special Teams Player of the Week - averaged 49.1 yards per kick.



NUMERICAL ROSTER

#	Player	Pos.	Ht.	Wt.	Yr.	Hometown (Previous School)
1	Jeremiah Hixon	WR	5-11	165	So.	Spanish Fort, Ala. (Spanish Fort)
2	Romelo Webster	DB	5-11	177	R-Jr.	Miramar, Fla. (Towa State)
3	Duran Bell	RB	5-10	174	R-So.	Tampa, Fla. (South Florida)
4	Dante Norris	RB	6-0	194	Fr.	Warrensville, Ohio (Warrensville)
5	Naytron Culpepper	DB	6-1	175	So.	Miami, Fla. (South Florida)
6	Jeffrey Hill	DB	5-9	175	R-Sr.	Hollywood, Fla. (Northern Illinois)
6	Jett Even	QB	6-4	215	Gr.	Portland, Ore. (MVSU)
7	Darryl Pearson, Jr.	QB	6-3	202	R-Sr.	Duluth, Ga. (Arkansas State)
8	Tyrek Allen	WR	6-0	168	Sr.	San Antonio, Texas (SFCC)
8	Donelle Thomas	DB	5-11	193	R-Fr.	Miami, Fla. (South Florida)
9	Joshua Knight	WR	5-10	170	So.	Montgomery, Ala. (Park Crossing)
10	Jimmy Ferrell	TE	6-2	232	R-Jr.	Nashville, Tenn. (Pearl-Cohn)
10	Keenan Isaac	DB	6-3	178	So.	Midfield, Ala. (Midfield)
11	Uvakeious McGhee	LB	6-4	243	R-Sr.	Montgomery, Ala. (Troy)
11	Chris Scott	QB	6-4	176	R-Fr.	Natchez, Miss. (Natchez)
12	KHA'Darris Davis	QB	6-0	184	R-Jr.	Bessemer, Ala. (Bessemer City)
13	Ryan Nettles	QB	6-4	190	Fr.	Evergreen, Ala. (Hillcrest)
13	Eric Felts	DB	5-11	194	Fr.	Prichard, Ala. (Vigor)
14	Kobie Jones	DB	5-11	175	R-Jr.	Ocala, Fla. (Dunnellon)
15	Jahod Booker	WR	5-11	185	R-So.	Montgomery, Ala. (Memphis)
16	Nicholas Terry	LB	6-4	235	Jr.	Canfield, Ohio (Fort Union)
17	Daniel Troutman	DB	6-0	170	So.	Atlanta, Ga. (Mays)
18	Bryan West	WR	5-10	133	R-Fr.	Cleveland Heights, Ohio (Glenville)
19	Michael Jefferson	WR	6-3	188	So.	Mobile, Ala. (Murphy)
20	Ezra Gray	RB	5-9	167	Sr.	Lynn Haven, Fla. (Mosley)
21	Jacory Merritt	RB	5-11	170	Fr.	Montgomery, Ala. (Sidney Lanier)
22	Irshaad Davis	DB	5-9	160	Fr.	Opa Locka, Fla. (Carol City)
23	Bryce Webster	DB	6-1	173	R-Fr.	Columbus, Ga. (Spencer)
23	Anthony Jones, Jr.	RB	5-10	199	R-Jr.	Chelsea, Ala. (Chelsea)
24	Joshua Hill	DB	5-10	186	Sr.	Pritchard, Ala. (Vigor)
25	Nygel Shamburger	RB	5-10	180	Fr.	Prichard, Ala. (Vigor)
26	Kimar Martin	DB	5-9	170	Sr.	Deerfield Beach, Fla. (DBHS)
27	Aaron Pope	DB	6-0	187	Sr.	Cleveland, Ohio (Glenville)
28	Daniel Neal	WR	5-11	185	Fr.	Warner Robins, Ga. (Northside)
29	Kobi Crabb	DB	6-1	167	Fr.	Alexander City, Ala. (BRHS)
30	Claudio Quintanilla	K/P	5-10	186	R-Fr.	Atlanta, Ga. (Tri-Cities)
32	Talesin Farmer	TE	6-0	218	Jr.	Garfield Heights, Ohio (Glenville)
32	Kris Jones	DB	6-0	185	Fr.	Montgomery, Ala. (Sidney Lanier)
33	Alaine Wint	DB	5-11	158	Sr.	Sunrise, Fla. (Piper)
34	Devon Booker	LB	6-1	180	Sr.	Cincinnati, Ohio (Winton Woods)
35	Anthony Craven	P/K	6-2	227	Sr.	Linden, Calif. (American River)
36	Dontrey Manley	RB	5-10	158	So.	Union Springs, Ala. (Bullock Co.)
37	Ja'Marion Johnson	LB	6-0	230	Jr.	St. Louis, Mo. (Fort Scott CC)
38	Xavius Mitchell	DB	5-9	168	R-Fr.	Lithonia, Ga. (Arabia Mountain)
39	Damecus Thomas	DB	5-11	175	Fr.	Anniston, Ala. (Anniston)
40	Tre'Shun Wilson	LB	6-0	225	R-Jr.	Montgomery, Ala. (Toledo)
42	Cameron Lemons	LB	6-1	192	Fr.	Munford, Ala. (Munford)
43	Jaeden Woods	DB	6-0	185	Fr.	Anniston, Ala. (Anniston)
44	Devin Chambliss	LB	6-0	225	Fr.	Suffolk, Va. (King's Fork)
45	Cameron Rampersaud	DL	6-4	252	R-Sr.	Kissimmee, Fla. (NDCS)
46	Darron Johnson	LB	6-1	216	Sr.	Memphis, Tenn. (Ridgeway)
47	Devonte Webster	LB	6-1	178	So.	Columbus, Ga. (Spencer)
48	Trevor Goodrum	DL	6-4	209	Jr.	Pompano Beach, Fla. (Georgia Prep)
49	Kevin Olds	LB	6-1	215	Fr.	Perrysburg, Ohio (Perrysburg)
50	Darius King	LB	5-11	222	R-Jr.	Phenix City, Ala. (Central)
52	Austin Brundidge	LB	5-11	210	R-So.	Birmingham, Ala. (Presbyterian)
53	Hunter Hanson	K	5-9	181	Jr.	Montgomery, Ala. (ACA)
54	Luke Barnes	LS	6-1	200	Jr.	Tempe, Ariz. (Mesa CC)
55	Jake Howard	LB	6-1	210	Fr.	Prattville, Ala. (Prattville)
56	Colton Adams	LB	6-2	220	Fr.	Wetumpka, Ala. (Wetumpka)
57	Brandon Rogers	LB	6-1	227	R-Fr.	Mobile, Ala. (Murphy)
59	Abraham Adesipe	LB	6-3	195	R-So.	Houston, Texas (Alief Taylor)
60	Carl Thompson	OL	6-3	282	Sr.	Miami, Fla. (Miami Jackson)
62	Juwan Callines	OL	6-6	357	So.	Portsmouth, Va. (I.C. Norcom)
63	Robert Alston	OL	6-3	285	Fr.	Linden, Ala. (Linden)
64	Samuel Blackshear	OL	6-1	274	Fr.	Montgomery, Ala. (Sidney Lanier)
65	Jordan Williams	OL	6-4	301	R-Jr.	Tallahassee, Fla. / Rickards HS
66	Taurrian Stafford	OL	6-5	342	R-Fr.	Miami Beach, Fla. (Miami Central)

67	Trevonte Howard	OL	6-4	327	R-So.	Union Springs, Ala. (Bullock Co.)
#	Player	Pos.	Ht.	Wt.	Yr.	Hometown (Previous School)
68	Josh Anjorin	OL	6-3	292	Fr.	Douglasville, Ga. (N. Manchester)
69	Robert Boyd	OL	6-6	300	Fr.	Deerfield Beach, Fla. (DBHS)
70	Charlie Maxwell	OL	6-4	273	R-Fr.	Florence, Ala. (Florence)
71	Leeward Brown	OL	6-4	335	R-So.	Miami, Fla. (Tulane)
72	Joseph Jones	DL	6-4	260	Fr.	Cleveland, Ohio (Glenville)
73	Travon Taylor	OL	6-4	270	Fr.	Miami, Fla. (Miami Central)
74	Juwan Hayes	OL	6-2	285	Fr.	Columbia, S.C. (Heathwood Hall)
75	De'Andre Brown	OL	6-6	289	R-Sr.	Tampa, Fla. (Monroe College)
76	Jimmie Jenkins	DT	6-4	255	Fr.	Cleveland, Ohio (Glenville)
77	Randall Smith	DL	6-4	276	Jr.	Panama City, Fla. (Rutherford)
78	Jaterrius Gulley	DL	6-2	341	R-Sr.	Hoover, Ala. (BYU)
80	Delancey Tolliver	WR	6-4	210	R-Fr.	Montgomery, Ala. (Sidney Lanier)
81	Marquez Spencer	WR	6-0	181	Jr.	Atlanta, Ga. (Coffeyville CC)
82	Moses Marshall	TE	6-3	232	R-Jr.	Cleveland, Ohio (Kansas)
83	Terrance Ellis	DL	6-4	205	R-Fr.	Stockbridge, Ga. (Woodland)
84	Wallace Corker	WR	6-4	174	Jr.	Stockbridge, Ga. (Woodland)
85	Miles Williams	WR	6-2	178	Sr.	Tampa, Fla. (Wharton)
86	Larry Brown	TE	6-4	258	Sr.	Atlanta, Ga. (Maynard Jackson)
87	Ismail Saleem	WR	5-11	170	R-Sr.	Montgomery, Ala. (Troy)
88	Nygel Lee	WR	6-1	190	Sr.	Midlothain, Va. (James River)
89	Keron Jones	WR	5-10	180	Fr.	Oxon Hill, Md. (Potomac)
90	Lucky Oyovwi	LB	6-4	225	R-Jr.	Pike Road, Ala. (Troy)
92	Andrew Ogletree	DL	6-4	273	So.	Columbus, Ga. (Carver)
94	Christian Clark	DL	6-1	373	Sr.	Euclid, Ohio (Glenville)
95	Isaac Nickson	DL	6-4	295	Sr.	Banks, Ala. (Pike County)
96	J'Laan Carson	DL	5-11	260	Sr.	Phenix City, Ala. (Central)
97	Marreo Thomas	DL	6-0	273	Fr.	Anniston, Ala. (Saks)
98	Devin Bell	DL	6-4	255	R-Fr.	Troy, Ala. (WKU)
99	Herbert Parham	DL	5-11	338	R-Fr.	Edgewood, Md. (Edgewood)
	Jonathan Fells	RB	6-0	205	Fr.	Ozark, Ala. (Carroll)
	Damon Lloyd	DL	6-4	250	R-Fr.	Hurtsboro, Ala. (Russell County)
	Christian McDowell	DB	5-11	165	Fr.	Edgewood, Md. (Edgewood)
	Dre'lin Potts	WR	6-4	190	Fr.	Hogansville, Ga. (Callaway)

PRONUNCIATION GUIDE

Abraham Adesipe	Add-uh-sip-E	Ezra Gray	Ez-ruh
Josh Anjorin	An-jur-in	Jaterrius Gulley	Juh-tear-E-us
Duran Bell	Durr-ahn	Uvakeious McGhee	U-vak-E-us
Jahod Booker	Juh-had	Lucky Oyovwi	Oy-wee
Juwan Callines	Cal-uh-nus	Claudio Quintanilla	Quinn-tan-ila
Irshaad Davis	Ur-shaad	Cameron Rampersaud	Ramp-er-sod
Talesin Farmer	Tuh-lie-shun	Ismail Saleem	Ish-ma-el



ALPHABETICAL ROSTER

#	Player	Pos.	Ht.	Wt.	Yr.	Hometown (Previous School)
56	Colton Adams	LB	6-2	220	Fr.	Wetumpka, Ala. (Wetumpka)
59	Abraham Adesipe	LB	6-3	195	R-So.	Houston, Texas (Alief Taylor)
8	Tyrek Allen	WR	6-0	168	Sr.	San Antonio, Texas (SFCC)
68	Robert Alston	OL	6-3	285	Fr.	Linden, Ala. (Linden)
63	Josh Anjorin	OL	6-3	292	Fr.	Douglasville, Ga. (N. Manchester)
54	Luke Barnes	LS	6-1	200	Jr.	Tempe, Ariz. (Mesa CC)
3	Duran Bell	RB	5-10	174	R-So.	Tampa, Fla. (South Florida)
64	Samuel Blackshear	OL	6-1	274	Fr.	Montgomery, Ala. (Sidney Lanier)
34	Devon Booker	LB	6-1	180	Sr.	Cincinnati, Ohio (Winton Woods)
15	Jahod Booker	WR	5-11	185	R-So.	Montgomery, Ala. (Memphis)
69	Robert Boyd	OL	6-6	300	Fr.	Deerfield Beach, Fla. (DBHS)
75	De'Andre Brown	OL	6-6	289	R-Sr.	Tampa, Fla. (Monroe College)
86	Larry Brown	TE	6-4	258	Sr.	Atlanta, Ga. (Maynard Jackson)
71	Leeward Brown	OL	6-4	335	R-So.	Miami, Fla. (Tulane)
52	Austin Brundidge	LB	5-11	210	R-So.	Birmingham, Ala. (Presbyterian)
62	Juwan Callines	OL	6-6	357	So.	Portsmouth, Va. (I.C. Norcom)
96	J'Lan Carson	DL	5-11	260	Sr.	Phenix City, Ala. (Central)
44	Devin Chambliss	LB	6-0	225	Fr.	Suffolk, Va. (King's Fork)
94	Christian Clark	DL	6-1	373	Sr.	Euclid, Ohio (Glennville)
84	Wallace Corker	WR	6-4	174	Jr.	Stockbridge, Ga. (Woodland)
29	Kobi Crabb	DB	6-1	167	Fr.	Alexander City, Ala. (BRHS)
35	Anthony Craven	P/K	6-2	227	Sr.	Linden, Calif. (American River)
5	Naytron Culpepper	DB	6-1	175	So.	Miami, Fla. (South Florida)
22	Irshaad Davis	DB	5-9	160	Fr.	Opa Locka, Fla. (Carol City)
12	KHA'Darris Davis	QB	6-0	184	R-Jr.	Bessemer, Ala. (Bessemer City)
83	Terrance Ellis	DL	6-4	205	R-Fr.	Stockbridge, Ga. (Woodland)
6	Jett Even	QB	6-4	215	Gr.	Portland, Ore. (MVSU)
32	Talesin Farmer	TE	6-0	218	Jr.	Garfield Heights, Ohio (Glennville)
	Jonathan Fells	RB	6-0	205	Fr.	Ozark, Ala. (Carroll)
13	Eric Felts	DB	5-11	194	Fr.	Prichard, Ala. (Vigor)
10	Jimmy Ferrell	TE	6-2	232	R-Jr.	Nashville, Tenn. (Pearl-Cohn)
48	Trevor Goodrum	DL	6-4	209	Jr.	Pompano Beach, Fla. (Georgia Prep)
20	Ezra Gray	RB	5-9	167	Sr.	Lynn Haven, Fla. (Mosley)
78	Jaterrius Gulley	DL	6-2	341	R-Sr.	Hoover, Ala. (BYU)
53	Hunter Hanson	K	5-9	181	Jr.	Montgomery, Ala. (ACA)
74	Juwan Hayes	OL	6-2	285	Fr.	Columbia, S.C. (Heathwood Hall)
6	Jeffrey Hill	DB	5-9	175	R-Sr.	Hollywood, Fla. (Northern Illinois)
24	Joshua Hill	DB	5-10	186	Sr.	Pritchard, Ala. (Vigor HS)
1	Jeremiah Hixon	WR	5-11	165	So.	Spanish Fort, Ala. (Spanish Fort)
55	Jake Howard	LB	6-1	210	Fr.	Prattville, Ala. (Prattville)
67	Trevonte Howard	OL	6-4	327	R-So.	Union Springs, Ala. (Bullock Co.)
10	Keenan Isaac	DB	6-3	178	So.	Midfield, Ala. (Midfield)
19	Michael Jefferson	WR	6-3	188	So.	Mobile, Ala. (Murphy)
76	Jimmie Jenkins	OL	6-4	255	Fr.	Cleveland, Ohio (Glennville)
46	Darron Johnson	LB	6-1	216	Sr.	Memphis, Tenn. (Ridgeway)
37	Ja'Marion Johnson	LB	6-0	230	Jr.	St. Louis, Mo. (Fort Scott CC)
72	Joseph Jones	DL	6-4	260	Fr.	Cleveland, Ohio (Glennville)
14	Kobie Jones	DB	5-11	175	R-Jr.	Ocala, Fla. (Dunnellon)
89	Keron Jones	WR	5-10	180	Fr.	Oxon Hill, Md. (Potomac)
32	Kris Jones	DB	6-0	185	Fr.	Montgomery, Ala. (Sidney Lanier)
23	Anthony Jones, Jr.	RB	5-10	199	R-Jr.	Chelsea, Ala. (Chelsea)
50	Darius King	LB	5-11	222	R-Jr.	Phenix City, Ala. (Central)
9	Joshua Knight	WR	5-10	170	So.	Montgomery, Ala. (Park Crossing)
88	Nygel Lee	WR	6-1	190	Sr.	Midlothain, Va. (James River)
42	Cameron Lemons	LB	6-1	192	Fr.	Munford, Ala. (Munford)
	Damon Lloyd	DL	6-4	250	R-Fr.	Hurtsboro, Ala. (Russell County)
36	Dontrey Manley	RB	5-10	158	So.	Union Springs, Ala. (Bullock Co.)
82	Moses Marshall	TE	6-3	232	R-Jr.	Cleveland, Ohio (Kansas)
26	Kimar Martin	DB	5-9	170	Sr.	Deerfield Beach, Fla. (DBHS)
70	Charlie Maxwell	OL	6-4	273	R-Fr.	Florence, Ala. (Florence)
	Christian McDowell	DB	5-11	165	Fr.	Edgewood, Md. (Edgewood)
11	Uvakeious McGhee	LB	6-4	243	R-Sr.	Montgomery, Ala. (Troy)
21	Jacory Merritt	RB	5-11	170	Fr.	Montgomery, Ala. (Sidney Lanier)
38	Xavius Mitchell	DB	5-9	168	R-Fr.	Lithonia, Ga. (Arabia Mountain)
28	Daniel Neal	WR	5-11	185	Fr.	Warner Robins, Ga. (Northside)
13	Ryan Nettles	QB	6-4	190	Fr.	Evergreen, Ala. (Hillcrest)
95	Isaac Nickson	DL	6-4	295	Sr.	Banks, Ala. (Pike County)
5	Dante Norris	RB	6-0	194	Fr.	Warrensville, Ohio (Warrensville)

#	Player	Pos.	Ht.	Wt.	Yr.	Hometown (Previous School)
92	Andrew Ogletree	DL	6-4	273	So.	Columbus, Ga. (Carver)
49	Kevin Olds	LB	6-1	215	Fr.	Perrysburg, Ohio (Perrysburg)
90	Lucky Oyovwi	LB	6-4	225	R-Jr.	Pike Road, Ala. (Troy)
99	Herbert Parham	DL	5-11	338	R-Fr.	Edgewood, Md. (Edgewood)
7	Darryl Pearson, Jr.	QB	6-3	202	R-Sr.	Duluth, Ga. (Arkansas State)
27	Aaron Pope	DB	6-0	187	Sr.	Cleveland, Ohio (Glennville)
	Dre'lin Potts	WR	6-4	190	Fr.	Hogansville, Ga. (Callaway)
30	Claudio Quintanilla	K/P	5-10	186	R-Fr.	Atlanta, Ga. (Tri-Cities)
45	Cameron Rampersaud	DL	6-4	252	R-Sr.	Kissimmee, Fla. (NDCS)
57	Brandon Rogers	LB	6-1	227	R-Fr.	Mobile, Ala. (Murphy)
87	Ismail Saleem	WR	5-11	170	R-Sr.	Montgomery, Ala. (Troy)
11	Chris Scott	QB	6-4	176	R-Fr.	Natchez, Miss. (Natchez)
25	Nygel Shamburger	RB	5-10	180	Fr.	Prichard, Ala. (Vigor HS)
77	Randall Smith	DL	6-4	276	Jr.	Panama City, Fla. (Rutherford)
81	Marquez Spencer	WR	6-0	181	Jr.	Atlanta, Ga. (Coffeyville CC)
66	Taurrian Stafford	OL	6-5	342	R-Fr.	Miami Beach, Fla. (Miami Central)
73	Travon Taylor	OL	6-4	270	Fr.	Miami, Fla. (Miami Central)
16	Nicholas Terry	LB	6-4	235	Jr.	Canfield, Ohio (Fort Union)
39	Damecus Thomas	DB	5-11	175	Fr.	Anniston, Ala. (Anniston)
8	Donelle Thomas	DB	5-11	193	R-Fr.	Miami, Fla. (South Florida)
97	Marreo Thomas	DL	6-0	273	Fr.	Anniston, Ala. (Saks)
60	Carl Thompson	OL	6-3	282	Sr.	Miami, Fla. (Miami Jackson)
80	Delancey Tolliver	WR	6-4	210	R-Fr.	Montgomery, Ala. (Sidney Lanier)
17	Daniel Troutman	DB	6-0	170	So.	Atlanta, Ga. (Mays)
23	Bryce Webster	DB	6-1	173	R-Fr.	Columbus, Ga. (Spencer)
47	Devonte Webster	LB	6-1	178	So.	Columbus, Ga. (Spencer)
2	Romelo Webster	DB	5-11	177	R-Jr.	Miramar, Fla. (Iowa State)
18	Bryan West	WR	5-10	133	R-Fr.	Cleveland Heights, Ohio (Glennville)
65	Jordan Williams	OL	6-4	301	R-Jr.	Tallahassee, Fla. / Rickards HS
85	Miles Williams	WR	6-2	178	Sr.	Tampa, Fla. (Wharton)
40	Tre'Shun Wilson	LB	6-0	225	R-Jr.	Montgomery, Ala. (Toledo)
33	Alaine Wint	DB	5-11	158	Sr.	Sunrise, Fla. (Piper)
43	Jaeden Woods	DB	6-0	185	Fr.	Anniston, Ala. (Anniston)

COACHING STAFF

Donald Hill-Eley	Head Coach
Travis Pearson	Assistant Head Coach / Defensive Coordinator
Joe Blackwell	Offensive Coordinator / Offensive Line
Sean Anderson	Receivers
Tracy Buckhannon	Inside Linebackers
Amp Campbell	Cornerbacks
Damon Cogdell	Outside Linebackers / Pro Liasion
Benton Harold	Special Teams Coordinator / Tight Ends
Gary Harrell	Running Backs
Richard Moncrief	Quarterbacks
Anthony Taylor	Defensive Line
Jon Harrelson	Quality Control / Offense
Gary Howard	Quality Control / Defense
Sam Lazarus	Quality Control / Player Development
Devin Santana	Quality Control / Defense
Lonnie Brown	Strength and Conditioning
Billy Gresham	Recruiting Coordinator
Kelly Jahn	Athletic Trainer
Joe Wright	Director of Football Operations



CAREER STATISTICS

#56 LB COLTON ADAMS

Year	G	Tkls	Int-Yds	TFL	PBU	FR	FC	QBH
2019	5	43	0-0	8	0	0	0	3
Totals	5	43	0-0	8	0	0	0	3

#59 LB ABRAHAM ADESIPE

Year	G	Tkls	Int-Yds	TFL	PBU	FR	FC	QBH
2019	9	0	0-0	0	0	0	0	0
2018	8	7	0-0	2.5	0	0	0	1
2017			redshirted - DNP					
Totals	17	7	0-0	2.5	0	0	0	1

#8 WR TYREK ALLEN

Year	G	Att	Yds	Avg	TD	Rec	Yds	Avg	TD
2019	9	0	0	0.0	0	20	242	12.1	3
2018	11	0	0	0.0	0	12	351	29.3	3
Totals	20	0	0	0.0	0	32	593	18.5	6

#98 DL DEVIN BELL

Year	G	Tkls	Int-Yds	TFL	PBU	FR	FC	QBH
2019	2	4	0-0	0	0	0	0	0
Totals	2	4	0-0	0	0	0	0	0

#3 RB DURAN BELL

Year	G	Att	Yds	Avg	TD	Rec	Yds	Avg	TD
2019	7	62	356	5.7	2	8	30	3.8	0
Totals	7	62	356	5.7	2	8	30	3.8	0

#34 LB DEVIN BOOKER

Year	G	Tkls	Int-Yds	TFL	PBU	FR	FC	QBH
2019	9	49	0-0	6	3	0	0	1
2018	10	11	0-0	1	0	2	1	0
2017	10	14	0-0	1	0	0	0	0
2016	9	2	0-0	0	0	0	1	0
Totals	39	76	0-0	8	3	2	2	1

#86 TE LARRY BROWN III

Year	G	Att	Yds	Avg	TD	Rec	Yds	Avg	TD
2019	9	0	0	0.0	0	12	89	7.4	0
2018	6	0	0	0.0	0	3	40	13.3	0
2017	11	0	0	0.0	0	0	0	0.0	0
2016	3	0	0	0.0	0	1	9	9.0	0
Totals	29	0	0	0.0	0	16	138	8.6	0

#52 LB AUSTIN BRUNDRIDGE

Year	G	Tkls	Int-Yds	TFL	PBU	FR	FC	QBH
2019	8	10	0-0	1	0	0	0	0
2018	5	8	0-0	0.5	0	0	0	0
2017			redshirted - DNP					
Totals	13	18	0-0	1.5	0	0	0	0

#96 DL J'LAN CARSON

Year	G	Tkls	Int-Yds	TFL	PBU	FR	FC	QBH
2019	9	22	0-0	0.5	0	0	0	2
2018	11	13	0-0	1.5	0	0	0	0
2017	6	9	0-0	2	0	0	1	2
2016			DNP - redshirted					
Totals	26	44	0-0	4	0	0	1	4

#94 DL CHRISTIAN CLARK

Year	G	Tkls	Int-Yds	TFL	PBU	FR	FC	QBH
2019	9	43	0-0	3.5	0	1	0	0
2018	11	53	0-0	5	2	1	0	1
2017	11	24	0-0	4.5	1	0	0	4
2016			DNP - redshirted					
Totals	31	120	0-0	13	3	2	0	5

#84 WR WALLACE CORKER

Year	G	Att	Yds	Avg	TD	Rec	Yds	Avg	TD
2019	1	0	0	0.0	0	0	0	0.0	0
2018	11	0	0	0.0	0	18	177	9.8	0
2017	11	0	0	0.0	0	8	54	6.8	0
Totals	22	0	0	0.0	0	26	231	8.8	0

#29 DB KOBI CRABB

Year	G	Tkls	Int-Yds	TFL	PBU	FR	FC	QBH
2019	9	7	0-0	0	0	0	0	0
Totals	9	7	0-0	0	0	0	0	0

#35 P ANTHONY CRAVEN

Year	No.	Yds	Avg	I20	50+
2019	50	2,163	43.3	16	19
2018	78	3,311	42.7	29	20
Totals	127	5,474	43.1	45	39

#5 DB NAYTRON CULPEPPER

Year	G	Tkls	Int-Yds	TFL	PBU	FR	FC	QBH
2019	9	29	2-40	4	9	0	0	1
Totals	9	29	2-40	4	9	0	0	1

#22 DB IRSHAAD DAVIS

Year	G	Tkls	Int-Yds	TFL	PBU	FR	FC	QBH
2019	9	51	0-0	4	2	0	2	0
Totals	9	51	0-0	4	2	0	2	0

#12 QB KHA'DARRIS DAVIS

Year	G	Att	Yds	Avg	TD	C-A-I	Yds	TD
2019	8	58	-32	-0.6	2	129-224-11	1628	18
2018	8	71	123	1.7	1	92-173-7	961	10
2017	1	1	-1	-1.0	0	0-3-0	0	0
Totals	17	130	88	0.7	3	221-400-18	2599	28

#83 TE TERRANCE ELLIS

Year	G	Att	Yds	Avg	TD	Rec	Yds	Avg	TD
2019	8	0	0	0.0	0	0	0	0.0	0
2018	2	0	0	0.0	0	0	0	0.0	0
Totals	10	0	0	0.0	0	0	0	0.0	0

#6 QB JETT EVEN

Year	G	Att	Yds	Avg	TD	C-A-I	Yds	TD
2019	3	10	-4	-0.4	2	19-31-1	219	1
Totals	3	10	-4	-0.4	2	19-31-1	219	1

#32 TE TALE SIN FARMER

Year	G	Att	Yds	Avg	TD	Rec	Yds	Avg	TD
2019	9	0	0	0.0	0	3	6	2.0	0
2018	9	60	220	3.4	1	8	90	10.3	0
2017	11	7	19	2.7	0	0	0	0.0	0
Totals	28	67	239	3.6	1	11	96	8.7	0

#36 DB ERIC FELTS

Year	G	Tkls	Int-Yds	TFL	PBU	FR	FC	QBH
2019	4	8	0-0	2.5	0	0	0	0
Totals	4	8	0-0	2.5	0	0	0	0

#10 TE JIMMY FERRELL

Year	G	Att	Yds	Avg	TD	C-A-I	Yds	TD
2019	7	0	0	0.0	0	0-0-0	0	0
2018						DNP - squad		
2017	3	0	0	0.0	0	1-2-0	7	0
2016						DNP - redshirt		
Totals	10	0	0	0.0	0	1-2-0	7	0

#48 LB TREVOR GOODRUM

Year	G	Tkls	Int-Yds	TFL	PBU	FR	FC	QBH
2019	5	12	1-0	3.5	1	0	1	2
2018	11	15	0-0	4	0	0	0	3
2017	10	9	0-0	3.5	0	0	0	2
Totals	26	36	1-0	11	1	0	1	7

#20 RB EZRA GRAY

Year	G	Att	Yds	Avg	TD	Rec	Yds	Avg	TD
2019	9	127	569	4.5	2	4	6	1.5	0
2018	10	100	384	3.8	2	16	57	3.6	0
2017	10	77	313	4.1	2	8	57	7.1	1
2016	6	7	21	3.0	0	3	28	9.3	0
Totals	35	311	1267	4.1	6	31	148	4.8	1

#78 DL JETERRIUS GULLEY

Year	G	Tkls	Int-Yds	TFL	PBU	FR	FC	QBH
2019	9	5	0-0	0	0	0	0	1
Totals	9	5	0-0	0	0	0	0	1

#53 PK HUNTER HANSON

Year	FG	PAT	Points	Long FG
2019	5-7	23-27	38	43
2018	8-16	17-18	41	39
2017	12-19	16-17	52	48
Totals	25-42	56-62	131	48

#6 DB JEFFREY HILL

Year	G	Tkls	Int-Yds	TFL	PBU	FR	FC	QBH
2019	7	21	1-2	3.5	2	0	0	0
2018	4	9	0-0	0	3	1	1	0
2017	11	23	1-12	1	11	0	0	0
Totals	22	53	2-14	4.5	16	1	1	



CAREER STATISTICS

#24 DB JOSHUA HILL

Year	G	Tkls	Int-Yds	TFL	PBU	FR	FC	QBH
2019	9	42	1-0	1	4	0	0	1
2018	11	61	2-30	1	3	1	3	0
2017	10	37	3-89	2	1	1	0	0
2016	11	31	0-0	1	6	0	0	0
Totals	41	171	6-119	5	14	2	3	1

#1 WR JEREMIAH HIXON

Year	G	Att	Yds	Avg	TD	Rec	Yds	Avg	TD
2019	5	0	0	0.0	0	18	230	12.8	2
2018	11	3	7	2.3	0	17	128	7.5	2
Totals	16	3	7	2.3	0	35	358	10.2	4

#55 LB JAKE HOWARD

Year	G	Tkls	Int-Yds	TFL	PBU	FR	FC	QBH
2019	2	0	0-0	0	0	0	0	0
Totals	2	0	0-0	0	0	0	0	0

#10 DB KEENAN ISAAC

Year	G	Tkls	Int-Yds	TFL	PBU	FR	FC	QBH
2019	9	44	0-0	4	7	1	0	1
2018	11	34	1-0	7	6	0	0	0
Totals	20	78	1-0	11	13	1	0	2

#19 WR MICHAEL JEFFERSON

Year	G	Att	Yds	Avg	TD	Rec	Yds	Avg	TD
2019	9	0	0	0.0	0	37	633	17.1	10
2018	11	0	0	0.0	0	12	115	9.6	4
Totals	20	0	0	0.0	0	49	748	15.2	14

#46 LB DARRON JOHNSON

Year	G	Tkls	Int-Yds	TFL	PBU	FR	FC	QBH
2019	8	30	0-0	5	0	0	1	1
2018	10	78	2-56	5	0	0	0	1
2017	11	40	0-0	6.5	0	0	0	1
2016	11	66	0-0	7	1	0	1	6
Totals	40	214	2-56	23.5	1	0	2	9

#37 LB JA'MARION JOHNSON

Year	G	Tkls	Int-Yds	TFL	PBU	FR	FC	QBH
2019	3	4	0-0	0	0	0	0	0
Totals	3	4	0-0	0	0	0	0	0

#72 DL JOSEPH JONES

Year	G	Tkls	Int-Yds	TFL	PBU	FR	FC	QBH
2019	6	7	0-0	2.5	0	0	0	0
Totals	6	7	0-0	2.5	0	0	0	0

#14 DB KOBIE JONES

Year	G	Tkls	Int-Yds	TFL	PBU	FR	FC	QBH
2019	3	5	0-0	0	0	0	0	0
2018				DNP				
Totals	3	5	0-0	0	0	0	0	0

#32 DB KRIS JONES

Year	G	Tkls	Int-Yds	TFL	PBU	FR	FC	QBH
2019	1	0	0-0	0	0	0	0	0
Totals	1	0	0-0	0	0	0	0	0

#23 RB ANTHONY JONES, JR.

Year	G	Att	Yds	Avg	TD	Rec	Yds	Avg	TD
2019	6	0	0	0.0	0	0	0	0.0	0
2018	11	5	12	2.4	0	1	7	7.0	0
2017	6	15	41	2.7	0	1	2	2.0	0
2016				DNP - redshirt					
Totals	22	20	53	2.7	0	2	9	4.5	0

#50 LB DARIUS KING

Year	G	Tkls	Int-Yds	TFL	PBU	FR	FC	QBH
2019	8	16	1-0	1	0	0	0	0
2018	10	19	0-0	0	0	0	0	1
2017	9	12	0-0	0.5	0	1	0	0
Totals	27	47	1-0	1.5	0	1	0	1

#9 WR JOSHUA KNIGHT

Year	G	Att	Yds	Avg	TD	Rec	Yds	Avg	TD
2019	9	0	0	0.0	0	8	61	7.6	1
2018	9	0	0	0.0	0	5	51	10.2	0
Totals	17	0	0	0.0	0	13	112	8.6	1

#88 WR NYGEL LEE

Year	G	Att	Yds	Avg	TD	Rec	Yds	Avg	TD
2019	3	0	0	0.0	0	2	0	0.0	0
2018	11	0	0	0.0	0	6	61	10.2	0
2017	11	0	0	0.0	0	11	98	8.9	0
2016	11	0	0	0.0	0	26	357	13.7	2
Totals	35	0	0	0.0	0	45	516	11.5	2

#36 RB DONTREY MANLEY

Year	G	Att	Yds	Avg	TD	Rec	Yds	Avg	TD
2018	5	13	88	6.7	0	2	2	1.0	0
Totals	5	13	88	6.7	0	2	2	1.0	0

#11 LB UVAKEIOUS MCGHEE

Year	G	Tkls	Int-Yds	TFL	PBU	FR	FC	QBH
2019	3	6	0-0	0	0	0	0	0
2018	4	5	0-0	0	0	0	0	0
2017	11	26	0-0	5	1	1	0	2
Totals	18	37	0-0	5	1	1	0	2

#82 TE MOSES MARSHALL

Year	G	Att	Yds	Avg	TD	Rec	Yds	Avg	TD
2019	9	0	0	0.0	0	10	127	12.7	0
2018	10	0	0	0.0	0	3	19	6.3	0
Totals	19	0	0	0.0	0	13	146	11.2	0

#26 DB KIMAR MARTIN

Year	G	Tkls	Int-Yds	TFL	PBU	FR	FC	QBH
2019	7	6	0-0	0	1	0	0	0
2018	7	7	1-(-6)	0	2	1	0	0
2017	9	5	0-0	0	0	0	0	0
2016				DNP - redshirt				
Totals	23	18	1-(-6)	0	3	1	0	0

#21 RB JACORY MERRITT

Year	G	Att	Yds	Avg	TD	Rec	Yds	Avg	TD
2019	9	60	149	2.5	2	2	76	38.0	0
Totals	9	60	149	2.5	2	2	76	38.0	0

#95 DL ISAAC NICKSON

Year	G	Tkls	Int-Yds	TFL	PBU	FR	FC	QBH
2019	9	16	0-0	1.5	0	0	0	0
2018	2	6	0-0	0	0	0	0	0
2017	5	0	0-0	0	0	0	0	0
2016	2	0	0-0	0	0	0	0	0
Totals	18	22	0-0	1.5	0	0	0	0

#4 RB DANTE NORRIS

Year	G	Att	Yds	Avg	TD	Rec	Yds	Avg	TD
2019	9	10	37	3.7	0	0	0	0.0	0
Totals	9	10	37	3.7	0	0	0	0.0	0

#92 DL ANDREW OGLETREE

Year	G	Tkls	Int-Yds	TFL	PBU	FR	FC	QBH
2019	9	15	0-0	3.5	0	0	1	0
2018	4	8	0-0	0	0	0	0	0
Totals	13	23	0-0	3.5	0	0	1	0

#90 LB LUCKY OYOVWI

Year	G	Tkls	Int-Yds	TFL	PBU	FR	FC	QBH
2019	9	16	0-0	2	0	0	0	2
2018	11	13	0-0	7	0	0	0	2
Totals	20	29	0-0	9	0	0	0	4

#7 QB DARRYL PEARSON, JR.

Year	G	Att	Yds	Avg	TD	C-A-I	Yds	TD
2019	1	1	-1	-1.0	0	1-1-0	3	0
2018	7	34	56	1.6	1	50-106-5	610	2
2017	10	58	248	4.3	2	53-122-3	481	4
Totals	18	93	303	3.3	3	104-219-6	1094	6

#27 DB AARON POPE

Year	G	Tkls	Int-Yds	TFL	PBU	FR	FC	QBH
2019	9	12	0-0	3.5	1	0	0	1
2018	11	29	0-0	0	1	0	0	0
2017	9	4	1-41	0	1	0	0	0
2016				DNP - redshirt				
Totals	29	45	1-41	3.5	3	0	0	1

#45 DL CAMERON RAMPERSAUD

Year	G	Tkls	Int-Yds	TFL	PBU	FR	FC	QBH
2019	5	10	0-0	1.5	0	0	0	0



CAREER STATISTICS

#87 WR ISMAIL SALEEM

Year	G	Att	Yds	Avg	TD	Rec	Yds	Avg	TD
2019	6	0	0	0.0	0	5	69	13.8	0
2018	8	1	-4	-4.0	0	9	93	10.3	0
Totals	14	1	-4	-4.0	0	14	162	11.6	0

#11 QB CHRIS SCOTT

Year	G	Att	Yds	Avg	TD	C-A-I	Yds	TD
2019	1	2	4	2.0	0	0-0-0	0	0
2018	2	11	29	2.6	1	22-49-3	167	0
Totals	3	13	32	2.5	1	22-49-3	167	0

#25 RB NYGEL SHAMBURGER

Year	G	Att	Yds	Avg	TD	Rec	Yds	Avg	TD
2019	9	0	0	0.0	0	0	0	0.0	0
Totals	9	0	0	0.0	0	0	0	0.0	0

#77 DL RANDALL SMITH

Year	G	Tkls	Int-Yds	TFL	PBU	FR	FC	QBH
2019	5	3	0-0	1	0	0	0	0
2018	10	11	0-0	1	0	0	0	0
2017	5	1	0-0	0	1	0	0	0
Totals	20	15	0-0	1	1	0	0	0

#81 WR MARQUEZ SPENCER

Year	G	Att	Yds	Avg	TD	Rec	Yds	Avg	TD
2019	9	0	0	0.0	0	1	9	9.0	0
2018	10	0	0	0.0	0	14	167	11.9	0
2017	9	1	13	13.0	0	3	21	7.0	0
Totals	27	1	13	13.0	0	18	197	10.9	0

#16 LB NICHOLAS TERRY

Year	G	Tkls	Int-Yds	TFL	PBU	FR	FC	QBH
2019	9	29	0-0	7	3	0	0	1
2018	11	22	0-0	3	0	0	0	0
2017	11	15	0-0	3	0	0	0	1
Totals	31	66	0-0	13	3	0	0	2

#8 DB DONELLE THOMAS

Year	G	Tkls	Int-Yds	TFL	PBU	FR	FC	QBH
2019	6	6	0-0	0	0	2	0	0
Totals	6	6	0-0	0	0	2	0	0

#97 DL MARREO THOMAS

Year	G	Tkls	Int-Yds	TFL	PBU	FR	FC	QBH
2019	5	10	0-0	2.5	0	1	0	1
Totals	5	10	0-0	2.5	0	1	0	1

#80 WR DELANCEY TOLLIVER

Year	G	Att	Yds	Avg	TD	Rec	Yds	Avg	TD
2019	5	0	0	0.0	0	0	0	0.0	0
2018	1	0	0	0.0	0	1	5	5.0	0
Totals	6	0	0	0.0	0	1	5	5.0	0

#17 DB DANIEL TROUTMAN

Year	G	Tkls	Int-Yds	TFL	PBU	FR	FC	QBH
2019	9	5	0-0	0	0	0	0	0
2018	10	2	0-0	0	0	0	0	0
2017	DNP - redshirt							
Totals	19	7	0-0	0	0	0	0	0

#41 DB BRYCE WEBSTER

Year	G	Tkls	Int-Yds	TFL	PBU	FR	FC	QBH
2018	6	2	0-0	0	0	0	0	0
Totals	6	2	0-0	0	0	0	0	0

#47 LB DEVONTE WEBSTER

Year	G	Tkls	Int-Yds	TFL	PBU	FR	FC	QBH
2019	1	0	0-0	0	0	0	0	0
2018	1	4	0-0	0	0	0	0	0
Totals	1	4	0-0	0	0	0	0	0

#2 DB ROMELO WEBSTER

Year	G	Tkls	Int-Yds	TFL	PBU	FR	FC	QBH
2019	9	5	0-0	0	0	0	0	0
2018	10	27	0-0	0	1	0	0	0
Totals	18	32	0-0	0	1	0	0	0

#85 WR MILES WILLIAMS

Year	G	Tkls	Int-Yds	TFL	PBU	FR	FC	QBH
2019	4	0	0-0	0	0	0	0	0
2018	11	3	0-0	0	0	0	0	0
2017	5	5	0-0	0	0	0	0	0
Totals	20	8	0-0	0	0	0	0	0

#33 DB ALAINE WINT

Year	G	Tkls	Int-Yds	TFL	PBU	FR	FC	QBH
2019	6	1	0-0	0	0	0	0	0
2018	7	0	0-0	0	0	0	0	0
Totals	13	1	0-0	0	0	0	0	0



2019 STATISTICS

2019 SCHEDULE / RESULTS

DATE	OPPONENT	W / L	SCORE	ATT
Aug. 29	at UAB	L	19-24	39,165
Sept. 7	Tuskegee	W	38-31	27,828
Sept. 14	Kennesaw State	L	7-42	15,887
Sept. 28	Grambling State*	W	23-20	17,309
Oct. 5	Alcorn State*	L	7-35	12,721
Oct. 12	at Jackson State*	W	31-16	35,013
Oct. 26	vs. Alabama AGM*	L	41-43 (3ot)	53,217
Nov. 3	at Mississippi Valley State*	W	27-0	2,967
Nov. 10	at Texas Southern*	W	27-21	3,187
Nov. 17	at Florida State			
Nov. 28	Prairie View AGM*			

5-4 (4-2 SWAC)

TEAM STATISTICS

	Alabama State	Opponents
SCORING	220	232
Points Per Game	24.44	25.78
FIRST DOWNS	150	174
Rushing	55	91
Passing	83	61
Penalty	12	22
RUSHING YARDAGE	1062	1728
Yards gained rushing	1345	2035
Yards lost rushing	283	307
Rushing Attempts	335	389
Average Per Rush	3.2	4.4
Average Per Game	118.0	192.0
TDs Rushing	10	17
PASSING YARDAGE	1850	1373
Att-Comp-Int	257-149-12	232-113-6
Average Per Pass	7.20	5.92
Average Per Catch	12.42	12.15
Average Per Game	205.56	152.56
TDs Passing	19	11
TOTAL OFFENSE	2912	3101
Total Plays	592	621
Average Per Play	4.9	5.0
Average Per Game	323.6	344.6
KICK RETURNS: #-Yards	23-507	32-635
PUNT RETURNS: #-Yards	15-127	12-132
INT RETURNS: #-Yards	6-40	12-192
KICK RETURN AVERAGE	22.04	19.84
PUNT RETURN AVERAGE	8.47	11.00
INT RETURN AVERAGE	6.67	16.00
FUMBLES-LOST	11-6	11-5
PENALTIES-Yards	64-616	72-550
Average Per Game	68.44	61.11
PUNTS-Yards	51-2156	57-2035
Average Per Game	42.27	35.70
Net punt average	38.51	32.07
TIME OF POSSESSION	04:42:53	04:47:03
Average Per Game	31:26	31:54
3RD-DOWN Conversions	52-132	47-132
3rd Down Percentage	39.39 %	35.61 %
4TH-DOWN Conversions	5-14	6-15
4th-Down Percentage	35.71 %	40.00 %
SACKS BY-Yards	21-158	18-109
MISC YARDS	1	0
TOUCHDOWNS SCORED	30	31
FIELD GOALS-ATTEMPTS	5-7	5-8
ON-SIDE KICKS	0-0	0-0
RED-ZONE SCORES	21-28	23-34
RED-ZONE TOUCHDOWNS	20-28	20-34

SCORE BY QUARTERS

	1ST	2ND	3RD	4TH	OT	TOTAL
Alabama State	44	78	49	29	20	220
Opponents	73	62	48	27	22	232

RUSHING

	G	ATT	GAIN	LOSS	NET	AVG	TD	LG	YPG
Gray, Ezra	9	127	612	43	569	4.5	2	37	63.22
Bell, Duran	7	62	356	18	338	5.5	2	67	48.29
Merritt, Jacory	9	60	172	23	149	2.5	2	18	16.56
Davis, KHA'Darris	8	58	136	159	-23	-0.4	2	14	-2.88
Norris, Dante	9	10	37	0	37	3.7	0	7	4.11
Even, Jett	4	10	26	30	-4	-0.4	2	10	-1.00
Scott, Chris	1	2	6	2	4	2.0	0	6	4.00
Terry, Nicholas	9	1	0	1	-1	-1.0	0	0	-0.11
Team	3	4	0	6	-6	-1.5	0	0	-2.00
Pearson, Jr., Darryl	1	1	0	1	-1	-1.0	0	0	-1.00
TOTAL	9	335	1345	283	1062	3.2	10	67	118.00
Opponents	9	389	2035	307	1728	4.4	17	67	192.00

PASSING

	G	EFF	C-A-I	PCT	YDS	TD	LG	AVG
Davis, KHA'Darris	8	135.34	129-224-11	57.59 %	1628	18	82	203.50
Even, Jett	4	124.83	19-31-1	61.29 %	219	1	28	54.75
Pearson, Jr., Darryl	1	125.20	1-1-0	100.00 %	3	0	3	3.00
Ferrell, Jimmy	6	0.00	0-1-0	0.00 %	0	0	0	0.00
TOTAL	9	133.50	149-257-12	57.98 %	1850	19	82	205.56
Opponents	9	108.89	113-232-6	48.71 %	1373	11	76	152.56

RECEIVING

	G	NO	YDS	AVG	TD	LG	AVG
Jefferson, Michael	9	37	633	17.11	10	82	70.33
Booker, Jahod	7	18	258	14.33	3	52	36.86
Allen, Tyrek	9	20	242	12.10	3	41	26.89
Hixon, Jeremiah	5	18	230	12.78	2	29	46.00
Marshall, Moses	9	10	127	12.70	0	33	14.11
Brown, Larry	8	12	89	7.42	0	19	11.13
Merritt, Jacory	9	2	76	38.00	0	49	8.44
Saleem, Ismail	6	5	69	13.80	0	38	11.50
Knight, Joshua	9	8	61	7.63	1	20	6.78
Bell, Duran	7	8	30	3.75	0	16	4.29
Gray, Ezra	9	5	20	4.00	0	14	2.22
Spencer, Marquez	8	1	9	9.00	0	9	1.13
Farmer, Talesin	8	3	6	2.00	0	4	0.75
Lee, Nygel	4	2	0	0.00	0	4	0.00
TOTAL	9	149	1850	12.42	19	82	205.56
Opponents	9	113	1373	12.15	11	76	152.56



2019 STATISTICS

TOTAL OFFENSE

	G	PLAYS	RUSH	PASS	TOTAL	AVG/G
Davis, KHADarris	8	282	-23	1628	1605	200.6
Gray, Ezra	9	127	569	0	569	63.2
Bell, Duran	7	62	338	0	338	48.3
Even, Jett	4	41	-4	219	215	53.8
Merritt, Jacory	9	60	149	0	149	16.6
Norris, Dante	9	10	37	0	37	4.1
Scott, Chris	1	2	4	0	4	4.0
Pearson, Darryl	1	2	-1	3	2	2.0
Terry, Nicholas	9	1	-1	0	-1	-0.1
TEAM	3	4	-6	0	-6	-2.0
TOTAL	9	592	1062	1850	2912	323.6
Opponents	9	621	1728	1373	3101	344.6

SCORING

	TD	FG	PAT	RUSH	RCV	PASS	DXP	SAF	PTS
Jefferson, Michael	10	0	0	0	0	0	0	0	60
Hanson, Hunter	0	5	22	0	0	0	0	0	37
Allen, Tyrek	3	0	0	0	0	0	0	0	18
Booker, Jahod	3	0	0	0	0	0	0	0	18
Bell, Duran	2	0	0	1	0	0	0	0	14
Hixon, Jeremiah	2	0	0	0	0	0	0	0	12
Davis, KHA'Darris	2	0	0	0	0	0	0	0	12
Gray, Ezra	2	0	0	0	0	0	0	0	12
Merritt, Jacory	2	0	0	0	0	0	0	0	12
Even, Jett	2	0	0	0	0	0	0	0	12
Knight, Joshua	1	0	0	0	0	0	0	0	6
Felts, Eric	1	0	0	0	0	0	0	0	6
Craven, Anthony	0	0	1	0	0	0	0	0	1
TOTAL	30	5	23	1	0	0	0	0	220
Opponents	31	5	29	0	1	0	0	0	232

PUNT RETURNS

	NO	YDS	AVG	TD	LG
Crabb, Kobi	13	77	5.92	0	21
Felts, Eric	0	19	∞	1	19
Hill, Joshua	1	18	18.00	0	8
Shamburger, Nygel	1	13	13.00	0	0
TOTAL	15	127	8.47	1	21
Opponents	12	132	11.00	0	31

KICK RETURNS

	NO	YDS	AVG	TD	LG
Gray, Ezra	13	294	22.62	0	56
Merritt, Jacory	6	111	18.50	0	26
Booker, Devin	1	45	45.00	0	45
Norris, Dante	2	35	17.50	0	20
Bell, Duran	1	22	22.00	0	22
TOTAL	23	507	22.04	0	56
Opponents	32	635	19.84	2	99

INTERCEPTIONS

	NO	YDS	AVG	TD	LG
Culpepper, Naytron	2	38	19.0	0	25
Hill, Jeff	1	2	2.0	0	2
Goodrum, Trevor	1	0	0.0	0	0
Hill, Joshua	1	0	0.0	0	0
King, Darius	1	0	0.0	0	0
TOTAL	6	40	6.67	0	25
Opponents	12	192	16.00	1	54

FUMBLE RETURNS

	NO	YDS	AVG	TD	LG
Thomas, Donelle	2	0	0.0	0	0
Isaac, Keenan	1	0	0.0	0	0
Thomas, Marreo	1	0	0.0	0	0
Clark, Christian	1	0	0.0	0	0
TOTAL	5	0	0.0	0	0
Opponents	6	14	2.3	0	14

KICKOFFS

	NO	YDS	AVG	TD	LG
Hanson, Hunter	40	2289	57.2	6	2
TOTAL	40	2289	57.2	6	2
Opponents	41	2277	55.5	13	3

PUNTING

	NO	YDS	AVG	LG	TB	FC	I20	50+	BLK
Craven, Anthony	49	2154	43.96	64	3	13	16	20	2
Team	2	2	1.00	2	0	0	0	0	0
TOTAL	51	2156	42.27	64	3	13	16	20	2
Opponents	57	2035	35.70	54	4	24	18	2	1

FIELD GOALS

	MD-ATT	PCT	1-19	20-29	30-39	40+	LG	BLK
Hanson, Hunter	5-7	0.70	0	0	2	3	43	1
TOTAL	5-7	0.70	0	0	2	3	43	1
Opponents	5-8	0.60	0	3	1	1	46	0

FIELD GOALS SEQUENCE

	ASU	OPP
UAB	-	(46)
Tuskegee	(43)	(29)
Kennesaw State	-	-
Grambling State	19,(32)	47,(21),(21),28
Alcorn State	-	-
Jackson State	(42)	(39)
Alabama A&M	36	42
Mississippi Valley State	(39),(40)	-
Texas Southern	-	-
Florida State	-	-
Prairie View A&M	-	-

Numbers in parentheses indicate field goal was made



2019 STATISTICS

ALL-PURPOSE YARDS

	G	RUSH	REC	PR	KR	IR	TOT	AVG/G
Gray, Ezra	9	569	20	0	294	0	883	98.1
Jefferson, Michael	9	0	63	0	0	0	633	70.3
Bell, Duran	7	338	30	0	22	0	390	55.7
Merritt, Jacory	9	149	76	0	111	0	336	37.3
Booker, Jahod	7	0	258	0	0	0	258	36.9
Allen, Tyrek	9	0	242	0	0	0	242	26.9
Hixon, Jeremiah	5	0	230	0	0	0	230	46.0
Marshall, Moses	9	0	127	0	0	0	127	14.1
Brown, Larry	8	0	89	0	0	0	89	11.1
Crabb, Kobi	9	0	0	77	0	0	77	8.6
Norris, Dante	9	37	0	0	35	0	72	8.0
Saleem, Ismail	6	0	69	0	0	0	69	11.5
Knight, Joshua	9	0	61	0	0	0	61	6.8
Booker, Devin	9	0	0	0	45	0	45	5.0
Culpepper, Naytron	9	0	0	0	0	38	38	4.2
Felts, Eric	4	0	0	19	0	0	19	4.8
Hill, Joshua	9	0	0	18	0	0	18	2.0
Shamburger, Nygel	8	0	0	13	0	0	13	1.6
Spencer, Marquez	8	0	9	0	0	0	9	1.1
Farmer, Talesin	8	0	6	0	0	0	6	0.8
Scott, Chris	1	4	0	0	0	0	4	4.0
Hill, Jeffrey	7	0	0	0	0	2	2	0.3
Terry, Nicholas	9	-1	0	0	0	0	-1	-0.1
Pearson, Darryl	1	-1	0	0	0	0	-1	-1.0
Even, Jett	4	-4	0	0	0	0	-4	-1.0
TEAM	3	-6	0	0	0	0	-6	-2.0
Davis, KHA'Darris	8	-23	0	0	0	0	-23	-2.9
TOTAL	9	1062	1850	12	507	40	3586	398.4
Opponents	8	1728	1373	132	635	192	4060	451.1



2019 STATISTICS

DEFENSIVE STATISTICS

	GP	UA	AT	TT	TFL-YDS	SACK-YDS	INT-YDS	PBU	PD	QBH	FR-YDS	FF	BLK	SAF
Davis, Irshaad	9	35	22	57	4.0-20	1.5-11	0-0	2	0	0	0-0	2	0	0
Booker, Devin	9	29	20	49	6.0-36	4.0-30	0-0	3	0	1	0-0	0	0	0
Isaac, Keenan	9	35	9	44	4.0-19	0-0	0-0	7	0	1	1-0	1	0	0
Adams, Colton	5	19	24	43	8.0-20	1.5-9	0-0	0	0	3	0-0	1	0	0
Hill, Joshua	9	33	9	42	1.0-2	0-0	1-0	4	0	1	0-0	0	0	0
Clark, Christian	9	19	23	42	2.5-15	1.0-13	0-0	0	0	0	1-0	0	0	0
Johnson, Darron	8	18	12	30	5.0-16	0-0	0-0	0	0	1	0-0	1	0	0
Culpepper, Naytron	9	23	6	29	4.0-27	1.0-10	2-38	9	0	0	0-0	0	0	0
Terry, Nicholas	9	18	10	28	6.0-29	1.5-14	0-0	3	0	1	0-0	0	0	0
Carson, J'Lan	9	5	17	22	0.5-7	0.5-7	0-0	0	0	2	0-0	0	0	0
Hill, Jeffrey	7	12	9	21	3.5-12	0-0	1-2	2	0	0	0-0	0	0	0
Ogletree, Andrew	9	10	7	17	4.5-16	1.5-11	0-0	0	0	0	0-0	1	0	0
King, Darius	7	8	8	16	1.0-1	0-0	1-0	0	0	0	0-0	0	0	0
Oyowwi, Lucky	9	7	9	16	2.0-4	1.5-4	0	0	0	2	0-0	0	0	0
Nickson, Isaac	9	8	8	16	1.5-2	0-0	0-0	0	0	0	0-0	0	0	0
Pope, Aaron	8	9	3	12	2.5-11	2.0-9	0-0	2	0	0	0-0	1	0	0
Goodrum, Trevor	5	2	10	12	3.5-22	2.0-17	1-0	1	0	2	0-0	1	0	0
Rampersaud, Cameron	5	3	7	10	1.5-17	1.0-15	0-0	0	0	1	0-0	0	0	0
Brundidge, Austin	8	7	3	10	1.0-1	0-0	0-0	0	0	0	0-0	0	0	0
Thomas, Marreo	4	5	5	10	2.5-7	1.5-4	0-0	0	0	1	1-0	0	0	0
Felts, Eric	4	6	2	8	2.5-17	1.0-14	0-0	0	0	0	0-0	0	0	0
Crabb, Kobi	9	5	2	7	0-0	0-0	0-0	0	0	0	0-0	0	0	0
Jones, Joseph	6	3	4	7	3.5-7	1.5-3	0-0	0	0	0	0-0	0	0	0
McGhee, Uvakeious	3	2	4	6	0-0	0-0	0-0	0	0	0	0-0	0	0	0
Martin, Kimar	7	5	1	6	0.5-1	0-0	0-0	1	0	0	0-0	0	0	0
Webster, Romelo	9	4	1	5	0-0	0-0	0-0	0	0	0	0-0	0	0	0
Jones, Kobie	5	3	2	5	0-0	0-0	0-0	0	0	0	0-0	0	0	0
Troutman, Daniel	9	3	2	5	0-0	0-0	0-0	0	0	0	0-0	0	0	0
Shamburger, Nygel	8	4	1	5	0-0	0-0	0-0	0	0	0	0-0	0	1	0
Gulley, Jaterrius	9	2	3	5	0-0	0-0	0-0	0	0	1	0-0	0	0	0
Thomas, Donelle	5	4	0	4	0-0	0-0	0-0	0	0	0	2-0	0	0	0
Bell, Devin	2	1	3	4	0-0	0-0	0-0	0	0	0	0-0	0	0	0
Johnson, Ja'Marion	4	4	0	4	0-0	0-0	0-0	0	0	0	0-0	0	0	0
Norris, Dante	9	2	1	3	0-0	0-0	0-0	0	0	0	0-0	0	0	0
Smith, Randall	5	2	1	3	1.0-3	0-0	0-0	0	0	0	0-0	0	0	0
Bell, Duran	7	2	0	2	0-0	0-0	0-0	0	0	0	0-0	0	0	0
Allen, Tyrek	9	1	1	2	0-0	0-0	0-0	0	0	0	0-0	0	0	0
Davis, KHA'Darris	8	2	0	2	0-0	0-0	0-0	0	0	0	0-0	0	0	0
Barnes, Luke	9	1	1	2	0-0	0-0	0-0	0	0	0	0-0	0	0	0
Booker, Jahod	7	2	0	2	0-0	0-0	0-0	0	0	0	0-0	0	0	0
Webster, Bryce	5	1	1	2	0-0	0-0	0-0	0	0	0	0-0	0	0	0
Jefferson, Michael	9	1	0	1	0-0	0-0	0-0	0	0	0	0-0	0	0	0
Gray, Ezra	9	1	0	1	0-0	0-0	0-0	0	0	0	0-0	0	0	0
Merritt, Jacory	9	1	0	1	0-0	0-0	0-0	0	0	0	0-0	0	0	0
Craven, Anthony	9	1	0	1	0-0	0-0	0-0	0	0	0	0-0	0	0	0
Hanson, Hunter	9	1	0	1	0-0	0-0	0-0	0	0	0	0-0	0	0	0
Thompson, Carl	8	1	0	1	0-0	0-0	0-0	0	0	0	0-0	0	0	0
Tolliver, Delancey	5	1	0	1	0-0	0-0	0-0	0	0	0	0-0	0	0	0
Spencer, Marquez	8	1	0	1	0-0	0-0	0-0	0	0	0	0-0	0	0	0
Marshall, Moses	9	1	0	1	0-0	0-0	0-0	0	0	0	0-0	0	0	0
Saleem, Ismail	6	0	1	1	0-0	0-0	0-0	0	0	0	0-0	0	0	0
Wint, Alaine	4	0	1	1	0-0	0-0	0-0	0	0	0	0-0	0	0	0
Maxwell, Charlie	3	1	0	1	0-0	0-0	0-0	0	0	0	0-0	0	0	0
TOTAL	9	374	253	627	72.0-312	23.0-171	6-40	34	0	17	5-0	8	1	0
Opponents	9	371	202	573	78.0-298	22.0-141	12-192	23	0	12	6-14	7	6	0



2019 STATISTICS

GAME-BY-GAME TACKLES (UT-A-TT)

Tackles	UT-A-TT	UAB	TU	KSU	GSU	ALCORN	JSU	AAMU	MVSU	TSU	FSU	PVAMU
I. Davis	35-22-57	6-1-7	3-2-5	4-1-5	4-3-7	6-2-8	4-2-6	3-5-8	2-0-2	3-6-9		
D. Booker	29-20-49	1-1-2	5-0-5	2-1-3	5-5-10	2-1-3	2-0-2	6-6-12	4-3-7	2-3-5		
Isaac	35-9-44	4-2-6	7-2-9	1-1-2	6-0-6	1-1-2	1-0-1	5-0-5	4-0-4	6-3-9		
Clark	20-23-44	1-1-2	3-1-4	5-6-11	3-1-4	4-2-6	2-0-2	1-8-9	0-2-2	1-2-3		
Adams	19-24-43	--	--	--	--	3-6-9	5-2-7	5-8-13	3-4-7	3-4-7		
Jo. Hill	33-9-42	2-2-4	5-2-7	5-0-5	1-0-1	5-0-5	5-1-6	4-2-6	3-0-0	3-2-5		
D. Johnson	19-12-33	2-4-6	2-2-4	6-0-6	--	0-1-1	2-0-2	4-0-4	1-1-2	1-4-5		
Culpepper	23-6-29	1-0-1	6-0-6	2-0-2	1-1-2	1-1-2	1-1-2	3-1-4	5-2-7	3-0-3		
Terry	19-10-29	2-0-2	1-0-1	2-1-3	3-1-4	4-0-4	3-0-3	1-3-4	1-1-2	2-4-6		
Je. Hill	12-10-22	2-1-3	2-2-4	1-0-1	2-2-4	2-0-2	2-2-4	1-2-3	--	--		
Carson	5-17-22	0-3-3	2-0-2	0-2-2	1-2-3	1-1-2	1-0-1	0-9-9	--	--		
Ogletree	10-7-17	--	--	4-0-4	2-0-2	1-3-4	2-0-2	--	1-0-1	0-4-4		
King	8-8-16	2-0-2	--	2-0-2	4-3-7	0-1-1	0-2-2	0-2-2	--	--		
Oyovwi	7-9-16	2-1-3	0-2-2	--	1-4-5	--	--	--	2-1-3	2-1-3		
Nickson	7-8-15	0-1-1	--	2-2-4	1-0-1	1-0-1	1-0-1	0-1-1	1-2-3	2-2-4		
Pope	9-3-12	2-0-2	2-1-3	--	1-1-2	1-0-1	0-1-1	--	3-0-3	--		
Goodrum	2-10-12	--	--	1-1-2	0-3-3	--	1-4-5	0-2-2	--	--		
Brundidge	7-3-10	3-0-3	--	2-3-5	2-0-2	--	--	--	--	--		
Rampersaud	3-7-10	1-3-4	--	--	--	--	--	--	1-0-1	1-4-5		
Ma. Thomas	5-5-10	--	--	1-1-2	1-2-3	--	--	--	2-1-3	1-1-2		
Crabb	5-2-7	--	--	2-0-2	--	--	2-2-4	--	--	1-0-1		
Felts	6-2-8	--	--	--	--	--	0-1-1	--	1-0-1	5-1-6		
J. Jones	3-3-6	--	--	2-1-3	--	--	--	--	1-2-3	--		
McGhee	2-4-6	1-0-1	0-1-1	1-3-4	--	--	--	--	--	--		
Martin	5-0-5	--	--	--	2-0-2	1-0-1	2-0-2	--	--	0-1-1		
D. Thomas	5-0-5	3-0-3	1-0-1	--	--	--	--	1-0-1	--	--		
Shamburger	4-1-5	1-0-1	2-0-2	--	0-1-1	--	--	1-0-1	--	--		
R. Webster	4-1-5	--	1-0-1	1-0-1	--	--	--	1-1-2	--	1-0-1		
Troutman	3-2-5	--	--	--	0-1-1	--	--	--	3-1-4	--		
Gulley	2-3-5	--	--	0-2-2	1-1-2	1-0-1	--	--	--	--		
J. Johnson	4-0-4	--	--	--	--	--	1-0-1	--	2-0-2	1-0-1		
K. Jones	2-2-4	--	--	2-1-3	0-1-1	--	--	--	--	--		
De. Bell	1-3-4	--	--	1-2-3	-90-1-1	--	--	--	--	--		
Norris	2-1-3	2-0-2	--	0-1-1	--	--	--	--	--	--		
Smith	2-1-3	2-0-2	--	--	--	--	--	0-1-1	--	--		
Du. Bell	2-0-2	1-0-1	--	1-0-1	--	--	--	--	--	--		
J. Booker	2-0-2	--	--	--	--	1-0-1	--	--	1-0-1	--		
B. Webster	1-1-2	--	--	1-1-2	--	--	--	--	--	--		
Barnes	1-1-2	--	--	--	1-0-1	--	--	0-1-1	--	--		
Jefferson	1-0-1	--	--	--	--	1-0-1	--	--	--	--		
K. Jones	1-0-1	--	--	--	--	1-0-1	--	--	--	--		
Maxwell	1-0-1	--	--	--	--	1-0-1	--	--	--	--		
Merritt	1-0-1	--	--	--	1-0-1	--	--	--	--	--		
K. Davis	1-0-1	--	--	1-0-1	--	--	--	--	--	--		
Tolliver	1-0-1	--	--	--	1-0-1	--	--	--	--	--		
Spencer	1-0-1	--	--	--	1-0-1	--	--	--	--	--		
Gray	1-0-1	--	--	--	--	--	1-0-1	--	--	--		
Hanson	1-0-1	--	--	--	--	--	--	--	--	1-0-1		
Marshall	1-0-1	--	--	--	--	--	--	--	--	1-0-1		
Allen	0-1-1	--	--	--	--	0-1-1	--	--	--	--		
Wint	0-1-1	--	--	--	--	0-1-1	--	--	--	--		
Saleem	0-1-1	--	--	--	0-1-1	--	--	--	--	--		



2019 STATISTICS

GAME-BY-GAME TACKLES FOR LOSS (TFL-YDS)

Tackles	TFL-YDS	UAB	TU	KSU	GSU	ALCORN	JSU	AAMU	MVSU	TSU	FSU	PVAMU
Adams	8.0-20	--	--	--	--	2.0-5	--	2.5-3	1.0-2	2.5-10		
Terry	7.0-38	--	1.0-4	--	0.5-2	3.0-23	--	--	--	2.5-9		
D. Booker	6.0-46	--	--	--	1.5-10	--	1.0-4	1.5-9	1.0-2	1.0-11		
Johnson	5.0-16	1.5-5	1.5-7	--	--	--	--	1.0-2	--	1.0-2		
Ogletree	4.5-15	--	--	2.0-3	--	--	1.0-10	--	1.0-1	0.5-1		
Culpepper	4.0-27	--	3.0-25	--	--	--	--	--	1.0-2	--		
I. Davis	4.0-20	--	1.0-1	--	0.5-1	1.0-7	--	--	--	1.5-11		
Isaac	4.0-11	0.5-2	2.0-8	--	--	--	--	1.0-7	--	0.5-2		
Ma. Thomas	4.0-11	--	--	--	--	--	--	--	1.5-4	1.0-3		
Clark	3.5-28	--	--	--	--	3.0-27	--	0.5-1	--	--		
Goodrum	3.5-23	--	--	1.0-5	0.5-1	--	1.5-9	0.5-8	--	--		
Je. Hill	3.5-12	0.5-2	1.0-5	--	0.5-1	--	0.5-2	1.0-2	--	--		
J. Jones	3.5-7	--	--	2.0-6	--	--	--	--	1.5-1	--		
Felts	2.5-17	--	--	--	--	--	--	--	--	2.5-17		
Pope	2.5-9	--	0.5-2	--	1.5-7	--	0.5-2	--	--	--		
Rampersaud	2.0-17	0.5-2	--	--	--	--	--	--	--	1.0-15		
Oyowwi	2.0-4	--	--	--	1.0-1	--	--	--	1.0-3	--		
Nickson	1.5-2	--	--	--	--	--	--	--	1.0-1	0.5-1		
Smith	1.0-3	1.0-3	--	--	--	--	--	--	--	--		
Jo. Hill	1.0-2	--	--	--	--	--	0.5-1	0.5-1	--	--		
King	1.0-1	--	--	--	1.0-1	--	--	--	--	--		
Brundidge	1.0-1	--	--	--	1.0-1	--	--	--	--	--		
Carson	0.5-7	--	--	--	--	--	--	0.5-7	--	--		
Martin	0.5-1	--	--	--	--	--	--	--	--	0.5-1		

GAME-BY-GAME SACKS (SKS-YDS)

Tackles	TFL-YDS	UAB	TU	KSU	GSU	ALCORN	JSU	AAMU	MVSU	TSU	FSU	PVAMU
D. Booker	4.0-30	--	--	--	1.0-9	--	--	1.0-8	1.0-2	1.0-11		
Goodrum	2.0-17	--	--	--	--	--	1.5-9	0.5-8	--	--		
Terry	2.0-14	--	--	--	--	1.0-9	--	--	--	1.0-5		
Ogletree	2.0-11	--	--	--	--	--	1.0-10	--	--	1.0-1		
I. Davis	2.0-11	--	--	--	--	--	--	--	--	2.0-11		
Adams	2.0-9	--	--	--	--	--	--	--	--	2.0-9		
Pope	2.0-9	--	--	--	1.5-7	--	0.5-2	--	--	--		
Oyowwi	1.5-4	--	--	--	0.5-1	--	--	--	1.0-3	--		
Ma. Thomas	1.5-4	--	--	--	--	--	--	--	0.5-1	1.0-3		
J. Jones	1.5-3	--	--	1.0-3	--	--	--	--	0.5-0	--		
Rampersaud	1.0-15	--	--	--	--	--	--	--	--	1.0-15		
Felts	1.0-14	--	--	--	--	--	--	--	--	1.0-14		
Clark	1.0-13	--	--	--	--	1.0-13	--	--	--	--		
Culpepper	1.0-10	--	1.0-10	--	--	--	--	--	--	--		
Carson	0.5-7	--	--	--	--	--	--	0.5-7	--	--		



2019 STATISTICS

SCORING DRIVES

OPP	PLAYS	YDS	DRIVE TIME	QTR/ CLOCK	DRIVE START	PLAY
UAB	2	57	0:48	1/8:13	A25	67-yd run
UAB	1	16	0:06	1/8:01	U16	16-yd pass
UAB	9	53	4:15	3/5:31	A47	7-yd pass
TU	13	82	6:09	1/0:00	A18	19-yd pass
TU	5	53	1:56	2/10:00	A47	43-yd pass
TU	5	74	1:41	2/4:29	A26	26-yd pass
TU	7	16	2:37	3/8:01	T42	43-yd field goal
TU	4	75	1:23	3/6:04	A25	50-yd run
TU	3	73	1:17	4/14:07	A27	82-yd pass
KSU	4	75	1:09	3/12:00	A25	13-yd pass
GSU	4	5	1:10	1/7:22	G20	32-yd field goal
GSU	9	70	4:21	2/5:44	A30	4-yd run
GSU	3	65	1:17	3/9:32	A35	23-yd pass
GSU	12	75	5:05	4/9:55	A25	1-yd run
ALCN	7	78	3:48	3/11:06	A22	29-yd pass
JSU	5	31	2:13	1/10:31	J31	13-yd run
JSU	5	24	1:46	2/9:28	J24	10-yd run
JSU	13	77	5:53	3/7:19	A23	17-yd pass
JSU	7	24	2:23	3/3:27	J49	42-yd field goal
JSU	8	53	5:06	4/9:34	A47	2-yd run
AAMU	4	68	1:06	2/14:04	AAMU48	48-yd pass
AAMU	-	-	-	2/13:11	-	19-yd blk kick return
AAMU	6	67	2:25	2/9:55	A33	10-yd pass
AAMU	7	25	---	OT1	AAMU25	4-yd pass
AAMU	4	25	---	OT2	AAMU25	16-yd pass
AAMU	4	25	---	OT3	AAMU25	17-yd pass
MVSU	6	39	2:38	2/9:16	M39	3-yd run
MVSU	9	61	4:19	2/2:30	A39	2-yd run
MVSU	3	37	0:18	2/0:00	A41	39-yd field goal
MVSU	6	70	3:28	3/11:24	A30	52-yd pass
MVSU	9	21	3:46	4/1:50	M44	40-yd field goal
TSU	3	82	1:06	1/12:10	A19	53-yd pass
TSU	7	58	2:38	1/5:39	A42	3-yd run
TSU	4	55	1:32	2/7:03	A45	8-yd pass
TSU	10	80	2:19	3/0:23	A20	6-yd pass

DRIVING SUPERLATIVES

MOST PLAYS:	13, two times	FEWEST PLAYS:	1, eight times
MOST YARDS:	82, Tuskegee (1Q)	FEWEST YARDS:	-11, three times
LONGEST TIME:	6:14, KSU (1Q)	SHORTEST TIME:	0:05, at Texas Southern (1Q)

LONGEST PLAYS (25-plus yards)

YDS	PLAY	OPPONENT(QTR)
82	Jefferson 82-yd reception	Tuskegee (4Q)
67	Bell 67-yd run	UAB (1Q)
56	Gray 56-yd kickoff return	Tuskegee (3Q)
55	Jefferson 55-yd reception	Kennesaw State (3Q)
53	Jefferson 53-yd reception	Texas Southern (1Q)
52	Booker 52-yd reception	MVSU (3Q)
50	Bell 50-yd run	Tuskegee (3Q)
49	Merritt 49-yd reception	Texas Southern (2Q)
48	Jefferson 48-yd reception	Alabama AGM (2Q)
46	Gray 46-yd kickoff return	Alabama AGM (3Q)
45	D. Booker 45-yd kickoff return	Grambling State (1Q)
43	Jefferson 43-yd reception	Tuskegee (2Q)
41	Allen 41-yd reception	MVSU (1Q)
38	Saleem 38-yd reception	Grambling State (2Q)
37	Gray 37-yd run	MVSU (2Q)
35	Gray 35-yd run	Alabama AGM (2Q)
33	Marshall 33-yd reception	Alcorn State (1Q)
33	Gray 33-yd run	Alcorn State (3Q)
29	Gray 29-kickoff return	Jackson State (3Q)
29	Hixon 29-yd reception	Kennesaw State (1Q)
29	Jefferson 29-yd reception	Alcorn State (3Q)
28	Booker 28-yd reception	Jackson State (4Q)
27	Jefferson 27-yd reception	Grambling State (2Q)
27	Merritt 27-yd reception	Grambling State (3Q)
26	Hixon 26-yd reception	Tuskegee (2Q)
26	Merritt 26-yd kick return	Alcorn State (2Q)
25	Culpepper 25-yd interception return	Jackson State (3Q)
25	Allen 25-yd reception	Alabama AGM (2Q)
25	Gray 25-yd run	Texas Southern (1Q)



2019 STATISTICS

ALABAMA STATE INDIVIDUAL HIGHS

Rushes	24	Gray, Ezra at Texas Southern (Nov 9, 2019)
Yards Rushing	154	Gray, Ezra, at Texas Southern (Nov 9, 2019)
TD Rushes	2	Even, Jett, at Jackson State (Oct 12, 2019)
Long Rush	67	Bell, Duran at UAB (Aug 29, 2019)
Pass Attempts	31	Davis, KHA'Darris at UAB (Aug 29, 2019) Davis, KHA'Darris vs. Grambling State (Sept 21, 2019)
Pass Completions	20	Davis, KHA'Darris vs. Tuskegee (Sept 7, 2019) Davis, KHA'Darris at MVSU (Nov 2, 2019)
Yards Passing	347	Davis, KHA'Darris vs. Tuskegee (Sept 7, 2019)
TD Passes	5	Davis, KHA'Darris vs. Alabama AGM (Oct 26, 2019)
Long Pass	82	Davis, KHA'Darris vs Tuskegee (Sept 7, 2019)
Receptions	8	Hixon, Jeremiah vs. Tuskegee (Sept 7, 2019) Jefferson, Michael vs. Grambling State (Sept 21, 2019)
Yards Receiving	174	Jefferson, Michael vs. Tuskegee (Sept 7, 2019)
TD Receptions	3	Jefferson, Michael vs. Tuskegee (Sept 7, 2019) Jefferson, Michael at Texas Southern (Nov 9, 2019)
Long Reception	82	Jefferson, Michael vs. Tuskegee (Sept 7, 2019)
Field Goals	2	Hanson, Hunter at MVSU (Nov 2, 2019)
Punts	9	Craven, Anthony at UAB (Aug 29, 2019)
Punting Average	51.2	Craven, Anthony vs. Grambling State (Sept 21, 2019)
Long Punt	64	Craven, Anthony at UAB (Aug 29, 2019)
Punts Inside 20	4	Craven, Anthony at MVSU (Nov 2, 2019)
Long Punt Return	21	Crabb, Kobi vs. Tuskegee (Sept 7, 2019)
Long Kickoff Return	56	Gray, Ezra, vs. Tuskegee (Sept 7, 2019)
Tackles	13	Adams, Colton vs. Alabama AGM (Oct 26, 2019)
Sacks	2.0	Davis, Irshaad at Texas Southern (Nov 9, 2019) Adams, Colton at Texas Southern (Nov 9, 2019)
Tackles for Loss	3.0	Culpepper, Naytron vs. Tuskegee (Sept 7, 2019)
Interceptions	1	Goodrum, Trevor vs. Kennesaw State (Sept 14, 2019) King, Darius vs. Grambling State (Sept 21, 2019) Hill, Joshua, at Jackson State (Oct 12, 2019) Culpepper, Naytron, at Jackson State (Oct 12, 2019) Hill, Jeffrey vs. Alabama AGM (Oct 26, 2019) Culpepper, Naytron at MVSU (Nov 2, 2019)

ALABAMA STATE TEAM GAME HIGHS

Rushes	50	vs. Alabama AGM (Oct 26, 2019)
Yards Rushing	177	at Texas Southern (Nov 9, 2019)
Yards Per Rush	4.8	at MVSU (Nov 2, 2019)
TD Rushes	3	at Jackson State (Oct 12, 2019)
Pass attempts	32	at UAB (Aug 29, 2019)
Pass completions	20	vs. Tuskegee (Sept 7, 2019) at MVSU (Nov 2, 2019)
Yards Passing	347	vs. Tuskegee (Sept 7, 2019)
Yards Per Pass	16.1	at Texas Southern (Nov 9, 2019)
TD Passes	5	vs. Alabama AGM (Oct 26, 2019)
Total Plays	78	vs. Alabama AGM (Oct 26, 2019)
Total Offense	428	vs. Tuskegee (Sept 7, 2019)
Yards Per Play	7.1	vs. Tuskegee (Sept 7, 2019)
Points	41	vs. Alabama AGM (Oct 26, 2019)
Sacks By	10	vs. Texas Southern (Nov 9, 2019)
First Downs	20	vs. Tuskegee (Sept 7, 2019) at Jackson State (Oct 12, 2019)
Penalties	10	vs. Alabama AGM (Oct 26, 2019)
Penalty Yards	110	vs. Alabama AGM (Oct 26, 2019)
Turnovers	5	vs. Alcorn State (Oct 5, 2019)
Interceptions By	2	at Jackson State (Oct 12, 2019)
Punts	9	at UAB (Aug 29, 2019)
Punting Avg	51.2	vs. Grambling State (Sept 21, 2019)
Long Punt	64	at UAB (Aug 29, 2019)
Punts inside 20	4	at MVSU (Nov 2, 2019)
Long Punt Return	21	vs. Tuskegee (Sept 7, 2019)

OPPONENT INDIVIDUAL HIGHS

Rushes	39	Bentley, Jordan, Alabama AGM (Oct 26, 2019)
Yards Rushing	197	Bentley, Jordan, Alabama AGM (Oct 26, 2019)
TD Rushes	3	Bentley, Jordan, Alabama AGM (Oct 26, 2019)
Long Rush	67	Duffey, Niko, Alcorn State (Oct 5, 2019)
Pass attempts	33	Bryant, Dejerric, MVSU (Nov 2, 2019)
Pass completions	19	Hickbottom, Geremy, Grambling State (Sept 21, 2019)
Yards Passing	236	Glass, Aqeel, Alabama AGM (Oct 26, 2019)
TD Passes	3	Harper, Felix, Alcorn State (Oct 5, 2019)
Long Pass	76	Glass, Aqeel, Alabama AGM (Oct 26, 2019)
Receptions	6	Deramus, Ahmad, Tuskegee (Sept 7, 2019)
Yards Receiving	165	Moore, Zabrian, Alabama AGM (Oct 26, 2019)
TD Receptions	1	11 times
Long Reception	76	Moore, Zabrian, Alabama AGM (Oct 26, 2019)
Field Goals	2	Urban, Garrett, Grambling State (Sept 21, 2019)
Long Field Goal	46	Vogel, Nick, UAB (Aug 29, 2019)
Punts	9	Spencer, Corey, Alabama AGM (Oct 26, 2019) Obholz, Brady, Texas Southern (Nov 9, 2019)
Punting Avg	44.5	McCullough, Corey, Alcorn State (Oct 5, 2019)
Long Punt	54	McCullough, Corey, Alcorn State (Oct 5, 2019)
Punts inside 20	3	McCullough, Corey, Alcorn State (Oct 5, 2019) Spencer, Corey, Alabama AGM (Oct 26, 2019) Obholz, Brady, Texas Southern (Nov 9, 2019)
Long Punt Return	31	Martin, Devanir, Grambling State (Sept 14, 2019)
Long Kickoff Return	99	Valcin, Devaren, Tuskegee (Sept 7, 2019)
Tackles	11	Norris, Ricky, Tuskegee (Sept 7, 2019) Thompkins, Tracy, MVSU (Nov 2, 2019)
Sacks	3.0	Parker, Joel, Kennesaw State (Sept 14, 2019)
Tackles for Loss	6.0	Parker, Joel, Kennesaw State (Sept 14, 2019)
Interceptions	2	Muhammad, Solomon, Alcorn State (Oct 5, 2019)

OPPONENT TEAM GAME HIGHS

Rushes	64	Kennesaw State (Sept 14, 2019)
Yards Rushing	481	Kennesaw State (Sept 14, 2019)
Yards Per Rush	7.5	Kennesaw State (Sept 14, 2019)
TD Rushes	5	Kennesaw State (Sept 14, 2019)
Pass attempts	41	MVSU (Nov 2, 2019)
Pass completions	19	Grambling State (Sept 21, 2019)
Yards Passing	236	Alabama AGM (Oct 26, 2019)
Yards Per Pass	8.6	Alcorn State (Oct 5, 2019)
TD Passes	3	Alcorn State (Oct 5, 2019)
Total Plays	85	Alabama AGM (Oct 26, 2019)
Total Offense	520	Kennesaw State (Sept 14, 2019)
Yards Per Play	7.4	Kennesaw State (Sept 14, 2019)
Points	43	Alabama AGM (Oct 26, 2019)
Sacks By	3.5	Alcorn State (Oct 5, 2019)
First Downs	26	Kennesaw State (Sept 14, 2019)
Penalties	13	Alcorn State (Oct 5, 2019)
Penalty Yards	101	Kennesaw State (Sept 14, 2019)
Turnovers	3	Kennesaw State (Sept 14, 2019)
Interceptions By	4	Alcorn State (Oct 5, 2019)
Punts	10	Alabama AGM (Oct 26, 2019) Texas Southern (Nov 9, 2019)
Punting Avg	44.5	Alcorn State (Oct 5, 2019)
Long Punt	54	Alcorn State (Oct 5, 2019)
Punts inside 20	3	Alcorn State (Oct 5, 2019) Texas Southern (Nov 9, 2019)
Long Punt Return	31	Kennesaw State (Sept 14, 2019)



2019 STATISTICS

PARTICIPATION

	GP / GS	UAB	TU	KSU	GSU	ALCORN	JSU	AAMU	MVSU	TSU	FSU	PVAMU
1 - Hixon	5/3	XXX	XXX	START	START	START	--	--	--	--		
2 - Webster	9/0	XXX	XXX	XXX	XXX	XXX	XXX	XXX	XXX	XXX		
3 - Bell	7/1	XXX	XXX	XXX	START	--	--	XXX	XXX	XXX		
4 - Norris	9/0	XXX	XXX	XXX	XXX	XXX	XXX	XXX	XXX	XXX		
5 - Culpepper	9/9	START	START	START	START	START	START	START	START	START		
6 - Hill	7/1	XXX	XXX	XXX	XXX	XXX	XXX	START	--	--		
6 - Even	3/1	--	--	XXX	--	XXX	START	--	--	--		
7 - Pearson	1/0	XXX	--	--	--	--	--	--	--	--		
8 - Allen	9/6	START	START	XXX	XXX	XXX	START	START	START	START		
8 - Thomas	7/0	XXX	XXX	XXX	XXX	XXX	XXX	XXX	--	--		
9 - Knight	9/0	XXX	XXX	XXX	XXX	XXX	XXX	XXX	XXX	XXX		
10 - Isaac	9/9	START	START	START	START	START	START	START	START	START		
10 - Ferrell	8/0	--	XXX	XXX	XXX	XXX	XXX	XXX	--	XXX		
11 - McGhee	3/3	START	START	START	--	--	--	--	--	--		
11 - Scott	1/0	--	--	--	--	--	XXX	--	--	--		
12 - Davis	8/8	START	START	START	START	START	--	START	START	START		
13 - Nettles	0/0	--	--	--	--	--	--	--	--	--		
14 - Jones	3/0	--	--	XXX	XXX	XXX	--	--	--	--		
15 - Booker	7/6	--	--	XXX	START	START	START	START	START	START		
16 - Terry	9/9	START	START	START	START	START	START	START	START	START		
17 - Troutman	9/0	XXX	XXX	XXX	XXX	XXX	XXX	XXX	XXX	XXX		
19 - Jefferson	9/9	START	START	START	START	START	START	START	START	START		
20 - Gray	9/8	START	START	START	START	START	START	START	START	START		
21 - Merritt	9/0	XXX	XXX	XXX	XXX	XXX	XXX	XXX	XXX	XXX		
22 - Davis	9/5	XXX	XXX	XXX	START	XXX	START	START	START	START		
23 - Jones	5/0	XXX	XXX	XXX	--	--	XXX	XXX	--	--		
24 - Hill	9/9	START	START	START	START	START	START	START	START	START		
25 - Shamburger	9/0	XXX	XXX	XXX	XXX	XXX	XXX	XXX	XXX	XXX		
26 - Martin	7/0	XXX	XXX	--	XXX	XXX	XXX	--	XXX	XXX		
27 - Pope	9/4	START	START	START	XXX	START	XXX	XXX	XXX	XXX		
28 - Neal	1/0	--	--	--	--	--	--	--	XXX	--		
29 - Crabb	9/0	XXX	XXX	XXX	XXX	XXX	XXX	XXX	XXX	XXX		
30 - Quintanilla	0/0	--	--	--	--	--	--	--	--	--		
32 - Jones	1/0	XXX	--	--	--	--	--	--	--	--		
32 - Farmer	9/0	XXX	XXX	XXX	XXX	XXX	XXX	XXX	XXX	XXX		
33 - Wint	6/0	XXX	XXX	XXX	--	XXX	XXX	--	--	XXX		
34 - Booker	9/9	START	START	START	START	START	START	START	START	START		
35 - Craven	9/0	XXX	XXX	XXX	XXX	XXX	XXX	XXX	XXX	XXX		
36 - Felts	4/2	--	--	--	--	--	XXX	XXX	START	START		
36 - Manley	0/0	--	--	--	--	--	--	--	--	--		
37 - Johnson	3/0	--	--	--	--	--	XXX	--	XXX	XXX		
38 - Mitchell	0/0	--	--	--	--	--	--	--	--	--		
39 - Thomas	0/0	--	--	--	--	--	--	--	--	--		
40 - Wilson	0/0	--	--	--	--	--	--	--	--	--		
41 - B. Webster	5/0	--	--	XXX	--	--	XXX	XXX	XXX	XXX		
42 - Lemons	0/0	--	--	--	--	--	--	--	--	--		
43 - Woods	2/0	--	--	--	--	--	--	--	XXX	XXX		
45 - Rampersaud	5/4	START	START	--	--	--	--	XXX	START	START		
46 - Johnson	8/4	START	START	START	--	XXX	XXX	XXX	START	XXX		
47 - D. Webster	1/0	--	--	XXX	--	--	--	--	--	--		
48 - Goodrum	5/0	--	--	XXX	XXX	XXX	XXX	XXX	--	--		
50 - King	8/2	XXX	XXX	XXX	START	START	XXX	XXX	--	XXX		
52 - Brundidge	9/0	XXX	XXX	XXX	XXX	XXX	XXX	XXX	XXX	XXX		
53 - Hanson	9/0	XXX	XXX	XXX	XXX	XXX	XXX	XXX	XXX	XXX		
54 - Barnes	9/0	XXX	XXX	XXX	XXX	XXX	XXX	XXX	XXX	XXX		
55 - Howard	2/0	XXX	XXX	--	--	--	--	--	--	--		
56 - Adams	5/4	--	--	--	--	START	START	START	XXX	START		
57 - Rogers	0/0	--	--	--	--	--	--	--	--	--		
59 - Adesipe	9/0	XXX	XXX	XXX	XXX	XXX	XXX	XXX	XXX	XXX		
60 - Thompson	8/8	START	START	START	START	START	--	START	START	START		
62 - Callines	9/9	START	START	START	START	START	START	START	START	START		
64 - Blackshear	3/1	--	--	--	--	--	START	--	XXX	XXX		
65 - Williams	9/9	START	START	START	START	START	START	START	START	START		
66 - Stafford	8/0	XXX	XXX	XXX	XXX	XXX	XXX	XXX	--	XXX		
67 - Howard	4/0	--	--	--	--	--	XXX	XXX	XXX	XXX		
70 - Maxwell	3/1	--	--	XXX	XXX	START	--	--	--	--		



2019 STATISTICS

FIELD POSITION

OPP	NO. OF DRIVES	ALABAMA STATE (Regulation)		
		AVG. START	INSIDE RZ	CROSS 50
UAB	16	A30	3	3
Tuskegee	12	A28	2	6
Kennesaw State	12	A22	1	2
Grambling State	12	A39	4	5
Alcorn State	12	A23	1	6
Jackson State	14	A38	6	4
Alabama AGM	17	A37	4	5
MVSU	11	A34	2	4
Texas Southern	15	A30	3	8
Florida State				
PVAMU				

OPP	NO. OF DRIVES	OPPONENT (Regulation)		
		AVG. START	INSIDE RZ	CROSS 50
UAB	17	U34	2	2
Tuskegee	13	T36	4	4
Kennesaw State	11	K34	6	8
Grambling State	12	G28	6	6
Alcorn State	12	A36	3	6
Jackson State	14	J28	3	5
Alabama AGM	16	AAMU39	7	7
MVSU	12	M26	0	5
Texas Southern	16	T31	3	6
Florida State				
PVAMU				

DRIVE STATISTICS

OPP	NO. OF DRIVES	ALABAMA STATE (Regulation)					
		3 & OUT	PCT	SCORE	PCT	TD	PCT
UAB	16	7	43.8	3	18.8	3	18.8
Tuskegee	12	3	33.3	5	41.6	5	41.6
Kennesaw State	12	4	33.3	1	8.3	1	8.3
Grambling State	12	4	33.3	4	33.3	3	25.0
Alcorn State	12	3	25.0	1	8.3	1	8.3
Jackson State	14	3	21.4	5	35.7	4	28.6
Alabama AGM	17	6	35.3	3	17.6	3	17.6
MVSU	11	4	36.4	5	45.5	3	27.3
Texas Southern	15	3	20.0	4	26.7	4	26.7
Florida State							
PVAMU							

OPP	NO. OF DRIVES	OPPONENT (Regulation)					
		3 & OUT	PCT	SCORE	PCT	TD	PCT
UAB	17	9	52.9	3	17.6	2	11.8
Tuskegee	13	3	23.1	5	38.4	4	30.7
Kennesaw State	11	0	100.0	6	54.5	6	54.5
Grambling State	12	2	16.7	4	33.3	2	16.7
Alcorn State	12	2	16.7	5	41.7	5	41.7
Jackson State	14	6	42.9	3	21.4	2	14.3
Alabama AGM	16	6	37.5	3	18.8	3	18.8
MVSU	12	3	25.0	0	0.0	0	0.0
Texas Southern	16	5	31.3	3	18.8	3	18.8
Florida State							
PVAMU							

IN THE RED ZONE

OPP	TIMES IN RED ZONE	ALABAMA STATE (Regulation)			
		TD	TD PCT	FG	SCORE PCT
UAB	3	2	67.0	0	67.0
Tuskegee	2	2	100.0	0	100.0
Kennesaw State	1	1	100.0	0	100.0
Grambling State	4	2	50.0	1	50.0
Alcorn State	1	1	100.0	0	0.0
Jackson State	6	4	66.7	0	0.0
Alabama AGM	5	2	40.0	0	40.0
MVSU	2	2	100.0	0	100.0
Texas Southern	4	3	75.0	0	75.0
Florida State					
PVAMU					

OPP	TIMES IN RED ZONE	OPPONENT (Regulation)			
		TD	TD PCT	FG	SCORE PCT
UAB	2	1	50.0	0	50.0
Tuskegee	4	2	50.0	1	75.0
Kennesaw State	6	3	50.0	0	50.0
Grambling State	6	2	33.3	2	33.3
Alcorn State	3	3	100.0	0	100.0
Jackson State	3	2	66.7	0	0.0
Alabama AGM	3	3	100.0	0	100.0
MVSU	0	0	0.0	0	0.0
Texas Southern	3	2	66.7	0	66.7
Florida State					
PVAMU					

3RD DOWN AND ...

OPP	ALABAMA STATE (Regulation)										
	UAB	TU	KSU	GSU	ASU	JSU	AA	MVSU	TSU	FSU	PVAMU
1	0-3	0-0	0-0	1-1	2-2	0-0	0-0	0-0	1-1		
2-3	0-2	1-2	1-1	1-2	0-1	1-4	1-3	3-5	1-3		
4-6	1-3	2-4	1-1	2-6	2-4	2-6	1-4	1-4	3-4		
7-9	2-4	2-4	0-1	1-1	1-1	1-1	1-2	0-2	0-3		
10-14	0-2	1-1	0-5	0-4	1-3	2-4	1-5	3-4	0-1		
15-19	0-2	1-1	0-2	0-0	0-2	0-0	0-2	0-0	0-0		
20+	0-0	0-1	2-2	0-0	0-2	0-1	0-0	0-1	0-1		
Total	3-15	7-13	4-12	5-14	6-15	6-16	4-16	7-14	5-13		

OPP	OPPONENT (Regulation)										
	UAB	TU	KSU	GSU	ASU	JSU	AA	MVSU	TSU	FSU	PVAMU
1	0-0	0-0	3-3	1-1	0-0	0-0	0-0	2-2	1-2		
2-3	0-3	0-0	3-3	2-4	0-0	1-1	2-3	2-3	2-5		
4-6	1-3	1-3	0-1	2-3	3-5	2-4	1-5	0-2	1-1		
7-9	0-1	1-3	0-1	1-1	2-4	1-6	0-5	2-6	0-0		
10-14	0-4	1-4	1-2	0-2	1-2	0-2	1-3	1-5	2-7		
15-19	0-0	0-1	0-1	0-1	1-1	0-1	0-1	0-1	0-3		
20+	0-1	0-0	0-0	0-1	0-1	0-1	0-1	0-0	0-0		
Total	1-13	3-11	7-11	6-13	7-15	4-15	4-18	7-19	6-18		



2019 STATISTICS

ALABAMA STATE
UAB

19
24

LEGION FIELD • BIRMINGHAM, AL
AUGUST 29, 2019 • ATTENDANCE: 39, 165

BIRMINGHAM, Ala. | Alabama State came up short in its bid to pull off the upset of an FBS opponent, falling to UAB 24-19 in front the third largest crowd in UAB history (39,165) Thursday night at Legion Field.

Duran Bell led Alabama State (0-1) with a career-high 112 yards on the ground on just 10 carries that included a 67-yard first quarter touchdown. Larry Brown III also turned in a career night for the Hornets as he caught five passes for 25 yards, while Irshaad Davis led the defense in his first collegiate game with seven tackles and two forced fumbles.

The Hornets had their chances during the contest, forcing a pair of turnovers and getting inside the three-yard line in the fourth quarter. They got the ball with just three minutes remaining in the contest and moved the ball across midfield, until an interception ended the contest.

How They Scored

UAB got on the board first with a one-yard run by Tyler Johnston III with 8:55 to play in the first quarter to cap off a nine-play, 84-yard drive.

Alabama State answered with a 67-yard run by Bell with 8:13 to play in the quarter (just 42 seconds after the Blazers' score) to cap off a two-play drive and tie the game at 7-all. The Hornets took advantage of a turnover and scored when KHA'Darris Davis hit Tyrek Allen for a 16-yard catch and run, giving Alabama State a 13-7 lead with 8:01 left to play in the opening frame.

UAB took a 14-13 lead with 7:43 to play in the opening quarter when Myron Mitchell took the ensuing kickoff 98-yards for a score. The Blazers would add a 46-yard field goal by Nick Vogel (10:33) and a 23-yard pass from Johnston to Kendall Parham (4:39) to take a 24-13 lead into the break.

Alabama State added the final score of the game in the third quarter with 5:31 to play as Davis hit Joshua Knight over the middle with a 7-yard touchdown.

Key Stat of the Game

Alabama State ran the ball 32 times for 145 net yards, while UAB finished the night with just 176 on the ground on 46 carries. The Hornets averaged 4.5 yards per carry, compared to UAB's 3.8 yards per carry.

Although the defense did not have a sack on the night, they recorded four tackles for loss (14 yards) and had a quarterback hurry with their new defensive scheme. The defense held UAB to 0-10 on third down attempts until 5:24 in the fourth, UAB finished the game 1-13.

BOX SCORE

SCORING SUMMARY

ALABAMA STATE	13	0	6	0	--	19
UAB	14	10	0	0	--	24

1st	08:55	UAB	Johnston III 1-yd run (Vogel kick)
1st	08:13	ALST	Bell, Duran 67-yd run (Hanson kick)
1st	08:01	ALST	Allen 16-yd pass from Davis (Hanson kick failed)
1st	07:43	UAB	Mitchell 98-yd kickoff return (Vogel kick)
2nd	10:33	UAB	Vogel 46-yd field goal
2nd	04:39	UAB	Parham 23-yd pass from Johnston (Vogel kick)
3rd	05:31	ALST	Knight 7-yd pass from Davis (Davis, K. pass failed)

STATISTICS

TEAM STATS	ASU	UAB
FIRST DOWNS	12	16
RUSHES-YARDS (NET)	32-145	46-176
PASSING YDS (NET)	115	114
Passes Comp.-Att.-Int.	19-32-1	8-20-0
TOTAL OFFENSE PLAYS-YARDS	64-260	66-290
Fumble Returns-Yards	0-0	0-0
Punt Returns-Yards	2-28	2-24
Kickoff Returns-Yards	0-0	4-154
Punts (Number-Avg)	9-49.1	8-41.9
Fumbles - Lost	2-1	3-2
Penalties - Yds.	6-48	8-72
Possession Time	28:09	31:51
3rd Down Conversions	3 of 15	1 of 13
4th Down Conversions	1 of 3	0 of 1
Red-Zone Scores - Chances	2-3	1-2
Sacks By: Number - Yards	0-0	3-20

INDIVIDUAL STATISTICS

RUSHING: ASU - Bell 10-112; Gray 6-34; Merritt 5-14; Pearson 1-(-1); Terry 1-(-1); Davis 9-(-13). UAB - Brown 23-77; Johnson 12-64; Haden 8-41.

PASSING: ASU - Davis 18-31-1-112; Pearson 1-1-0-3. UAB - 8-19-0-114.

RECEIVING: ASU - Brown 5-25; Hixon 4-33; Bell 3-8; Allen 2-24; Jefferson 1-14; Spencer 1-9; Spencer 1-9; Knight 1-7; Farmer 1-1; Gray 1-(-6). UAB - Watkins 2-51; Haden 1-28; Parham 1-23; Pittman 1-6; Grossman 1-6; Mitchell 1-4; Wooden 1-(-4).

TACKLES (UA-A-TOT): ASU - Davis 6-1-7; Isaac 4-2-6; Johnson 2-4-6; Hill 2-2-4; Rampersaud 1-3-4. UAB - Marino 9-0-9; Street 7-1-8; Boler 3-1-4; Dawkins 2-2-4.



2019 STATISTICS

TUSKEGEE	31
ALABAMA STATE	38

ASU STADIUM • MONTGOMERY, AL
 SEPTEMEBR 7, 2019 • ATTENDANCE: 27,828

MONTGOMERY, Ala. | Alabama State claimed their second consecutive victory over their rival Tuskegee Saturday night in the 2019 Labor Day Classic, 38-31 in front of 27,828 at ASU Stadium.

The attendance mark is the largest in stadium history, topping the mark of 27,500 set back in 2012 - the first game inside the stadium. The attendance mark was the only new mark set on the night however in the win.

KHA'Darris Davis threw for a career-high 347 yards on 20-for-30-1 passing, tying his career mark for touchdowns with four (set last year at the Turkey Day Classic against Mississippi Valley State). He threw three of those strikes to Michael Jefferson - a career-high for the sophomore receiver - has he hauled in five receptions a career-high 174 yards.

The two hooked up for the deciding touchdown with 14:07 remaining in the game, an 82-yard strike (the longest throw and catch between the two). The duo hooked up on a third down late in the fourth quarter that sealed the win on the Hornets' final drive with under two minutes play.

Jeremiah Hixon also set a career-high with eight receptions for 116 yards and a touchdown. Keenan Isaac led the Alabama State defense with nine tackles on the night.

Alabama State rolled up 428 yards of total offense, including 81 on the ground with 50 of those coming on a Duran Bell touchdown run to tie the game up (with a two-point conversion) with 6:24 to play in the third quarter.

Tuskegee struck first with 10:57 to play in the opening quarter on a 24-yard pass from Jamarcus Ezell, before Alabama State tied the game on the final play of that quarter with a 13-play, 82-yard drive that consumed 6:09 on the clock - tying the game at 7-all.

The two combined for 27 points in the second quarter with Tuskegee grabbing a 21-20 lead heading to the locker room. After a Tuskegee field goal, Hunter Hanson connected on a 43-yard field goal with 8:01 to play in the third to trim the lead to 24-23, before the Golden Tigers answered with a kickoff return to push the lead eight.

That set the stage for the final two drives for the Hornets.

Alabama State (1-1) claimed back-to-back wins in the series for the first time since 1994-95 when they were nearing the end of nine-game winning streak in the series.

BOX SCORE

SCORING SUMMARY

TUSKEGEE	7	14	10	0	-	31
ALABAMA STATE	7	13	11	7	-	38

1st	10:57	TU	Ramzy 24 yd pass from Ezell (Huskic kick)
1st	00:00	ALST	Jefferson 19 yd pass from Davis (Hanson kick)
2nd	10:00	ALST	Jefferson 43 yd pass from Davis (Hanson kick)
2nd	06:19	TU	Taylor 2 yd run (Huskic kick)
2nd	04:29	ALST	Hixon 26 yd pass from Davis (Hanson kick failed)
2nd	01:07	TU	Taylor 6 yd run (Huskic kick)
3rd	10:50	TU	Huskic 29 yd field goal
3rd	08:01	ALST	Hanson 43 yd field goal
3rd	07:47	TU	Valcin 99 yd kickoff return (Huskic kick)
3rd	06:24	ALST	Bell 50 yd run (Bell rush)
4th	14:07	ALST	Jefferson 82 yd pass from Davis (Hanson kick)

STATISTICS

TEAM STATS	TU	ASU
FIRST DOWNS	21	20
RUSHES-YARDS (NET)	38-127	31-80
PASSING YDS (NET)	210	347
Passes Comp.-Att.-Int.	13-26-0	20-30-1
TOTAL OFFENSE PLAYS-YARDS	64-337	60-428
Fumble Returns-Yards	0-0	0-0
Punt Returns-Yards	0-0	3-20
Kickoff Returns-Yards	4-137	4-108
Punts (Number-Avg)	5-39.6	4-35.8
Fumbles - Lost	1-0	0-0
Penalties - Yds.	8-63	5-70
Possession Time	33:12	26:44
3rd Down Conversions	3 of 11	7 of 13
4th Down Conversions	1 of 2	0 of 0
Red-Zone Scores - Chances	3-4	2-2
Sacks By: Number - Yards	0-0	0-0

INDIVIDUAL STATISTICS

RUSHING: TU - Taylor 16-78; Patterson 6-27; Maxwell 4-12; Brown 2-11. ASU - Bell 9-63; Gray 13-20; Davis 8-(2).

PASSING: TU - Deramus 10-21-0-177; Ezell 3-5-0-33. ASU - Davis 20-30-1-347.

RECEIVING: TU - Ramzy 6-108; Greene 2-39; Hodges 2-37; Pettway 2-7. ASU - Hixon 8-116; Jefferson 5-174; Saleem 3-20; Brown 2-28.

TACKLES (UA-A-TOT): TU - Norris 8-3-11; Roberts 4-2-6; Coles 5-0-5. ASU - Isaac 7-2-9; Hill 5-2-7; Culpepper 6-0-6.



2019 STATISTICS

(7/9) KENNESAW STATE ALABAMA STATE

42
7

ASU STADIUM • MONTGOMERY, AL
SEPTEMBER 14, 2019 • ATTENDANCE: 15,887

MONTGOMERY, Ala. | The seventh-ranked Kennesaw State Owls took advantage of a pair of Alabama State turnovers, running past the Hornets 42-7 Saturday night at ASU Stadium.

Kennesaw State (2-1), who came into the game with 11th best offense in the country, hit their average with 520 yards of total offense (70 plays) while holding Alabama State to just 54 total plays. The Owls used 480 yards of rushing to get to their total, despite a 100-yard rusher.

The Owls took advantage of an early miscue by Alabama State, blocking a punt to get their first possession set up at the Alabama State 24-yard line. They used four plays (1:51) to take a 7-0 lead, before a pick-six made it 14-0 with 11:55 remaining in the opening quarter.

Kennesaw State took a 28-0 lead at halftime and scored on their opening possession of the third quarter, before Alabama State got on the board with a 13-yard touchdown catch by Michael Jefferson with 12:00 left in the third.

Defensively, Christian Clark led the Hornets with 11 tackles from his defensive line position - including five solo. Darron Johnson added six tackles, while Andrew Ogletree had a pair of tackles for loss and a forced fumble. Joseph Jones came in late for the Hornets to record three tackles, including a sack and a pair of tackles for loss.

Jefferson led Alabama State (1-2) with four catches for 82 yards, while Moses Marshall added three catches for 17 yards; while KHA'Darris Davis finished 12-26 for 157 yards.

Post-Game Notes

Alabama State dropped their consecutive game in the series to Kennesaw State with the loss Saturday night, including a pair of games at home. The deficit Saturday was the largest suffered at home by the Hornets in the series.

The Hornets gave up a season-high 520 yards of total offense, including 480 on the ground.

Michael Jefferson caught a touchdown pass in his third straight home game, a 13-yard reception in the third quarter. He caught a pair of touchdown passes against Mississippi Valley State in the final game of 2018 and three against Tuskegee last week.

Christian Clark recorded 11 tackles in the game for the Hornets who finished the night with one sack, five tackles for loss, two forced fumbles, two fumble recoveries and an interception.

BOX SCORE

SCORING SUMMARY

KENNESAW STATE	21	7	14	0	-	42
ALABAMA STATE	0	0	7	0	-	0

1st	12:40	KSU	David 2-yd run (Robertson kick)
1st	11:55	KSU	Pettway 35-yd interception return (Robertson kick)
1st	1:00	KSU	Reichsteiner 55-yd run (Robertson kick)
2nd	9:28	KSU	Bryant 2-yd run (Robertson kick)
3rd	13:09	KSU	Grier 54-yd run (Robertson kick)
3rd	12:00	ASU	Jefferson 13-yd pass from Davis (Hanson kick)
3rd	5:39	KSU	Bryant 14-yd run (Robertson kick)

STATISTICS

TEAM STATS	KSU	ASU
FIRST DOWNS	26	14
RUSHES-YARDS (NET)	64-481	25-45
PASSING YDS (NET)	39	157
Passes Comp.-Att.-Int.	3-6-1	14-29-2
TOTAL OFFENSE PLAYS-YARDS	70-520	54-202
Fumble Returns-Yards	0-0	0-0
Punt Returns-Yards	1-24	0-0
Kickoff Returns-Yards	2-26	4-77
Punts (Number-Avg)	1-29.0	5-40.2
Fumbles - Lost	2-2	0-0
Penalties - Yds.	10-101	8-56
Possession Time	34:36	25:24
3rd Down Conversions	7 of 11	4 of 12
4th Down Conversions	1 of 2	0 of 2
Red-Zone Scores - Chances	3-6	1-1
Sacks By: Number - Yards	3-24	1-3

INDIVIDUAL STATISTICS

RUSHING: KSU - Foster 5-84; Simmons 11-67; Reichsteiner 7-64; David 14-62; Bryant 12-61; Grier 2-60. ASU - Gray 10-28; Merritt 5-21; Bell 5-10; Davis 4-(-4); Even 1-(-10).

PASSING: KSU - David 3-5-0-39; Bryant 0-1-1-0. ASU - Davis 12-26-2-157; Even 2-3-0-0.

RECEIVING: KSU - Foster 1-22; Reichsteiner 1-13; Terry 1-4. ASU - Jefferson 4-82; Marshall 3-17; Lee 2-0.

TACKLES (UA-A-TOT): KSU - Parker 8-0-8; Taylor 5-2-7; Johnson 4-0-4; Pettway 3-1-4; Armstrong 2-2-4. ASU - Clark 5-6-11; Johnson 6-0-6; Hill 4-1-5; Davis 2-3-5.



2019 STATISTICS

GRAMBLING STATE	20
ALABAMA STATE	23

ASU STADIUM • MONTGOMERY, AL
 SEPTEMEBR 21, 2019 • ATTENDANCE: 17,309

MONTGOMERY, Ala. | The fourth quarter proved to be the different between Alabama State and Grambling State, with the Hornets holding the ball for 11-plus minutes in the final stanza and putting the only points on the board in the process.

Alabama State (2-2, 1-0 SWAC) used a one yard run by KHA'Darris Davis to take the lead and then milked the final six minutes of the game off the back for a 23-20 victory Grambling State in the Southwestern Athletic Conference (SWAC) opener for both teams.

The Hornets took possession in the fourth quarter after a Grambling State score to end the third to give Grambling State (0-3, 0-1 SWAC) and used 12 plays to march 75 yards in 5:05 to take the lead on the Davis touchdown run. After a nearly four-minute drive by the Tigers that resulted in a missed field goal, Alabama State responded with a 6:07 drive that ended with three kneel downs to end the contest.

Although Alabama State held the ball for the majority of the fourth quarter, the two teams were nearly identical in time of possession with the Hornets holding for 31:27 and Grambling State had it for 28:33.

Davis led the Hornets by completing 19-of-31 passes for 224 yards and a touchdown, while Michael Jefferson finished with eight catches for 81 yards. Jeremiah Hixon finished with five catches for 52 yards, while six other receivers caught a pass in the win.

Devon Booker led Alabama State defensively with 10 tackles, including five solo. He added a sack and 1.5 tackles for loss and returned the opening kickoff into the red zone. Irshaad Davis and Darius King each ended the night with seven tackles each.

The Hornets opened the scoring on a Hunter Hanson 32-yard field goal with 7:22 to play in the opening quarter, before Keilon Elder scored on a six-yard run with 41 seconds remaining in the quarter. Alabama State answered with a four-yard run by Jacory Merritt, the first of his career, before the Tigers scored six unanswered to take a 13-10 lead.

Hixon put the Hornets on the board with 9:32 to play in the third on a 23-yard pass from Davis to take the lead 17-13, before the final two scores of the night by each team.

BOX SCORE

SCORING SUMMARY

GRAMBLING STATE	7	3	10	0	-	20
ALABAMA STATE	3	7	7	6	-	23

1st	7:22	ASU	Hanson 32-yd field goal
1st	00:41	GSU	Elder 6-yd run (Urban kick)
2nd	5:44	ASU	Merritt 4-yd run (Hanson kick)
2nd	1:33	GSU	Urban 21-yd field goal
3rd	10:49	GSU	Urban 21-yd field goal
3rd	9:32	ASU	Hixon 23-yd pass from Davis (Hanson kick)
3rd	0:00	GSU	Rash 15-yd pass from Hickbottom (Urban kick)
4th	9:55	ASU	Davis 1-yd run (Hanson kick blocked)

STATISTICS

TEAM STATS	GSU	ASU
FIRST DOWNS	24	18
RUSHES-YARDS (NET)	40-241	36-77
PASSING YDS (NET)	184	224
Passes Comp.-Att.-Int.	19-30-1	19-31-1
TOTAL OFFENSE PLAYS-YARDS	70-425	67-301
Fumble Returns-Yards	0-0	0-0
Punt Returns-Yards	1-31	1-17
Kickoff Returns-Yards	4-63	2-54
Punts (Number-Avg)	3-35.7	4-51.2
Fumbles - Lost	1-1	0-0
Penalties - Yds.	10-86	6-53
Possession Time	28:33	31:27
3rd Down Conversions	7 of 14	7 of 16
4th Down Conversions	0 of 0	0 of 1
Red-Zone Scores - Chances	4-6	3-4
Sacks By: Number - Yards	2-9	3-17

INDIVIDUAL STATISTICS

RUSHING: GSU - Nichols 11-91; Hickbottom 12-70; Richard 3-30; Dominique 4-16; Russell 3-15; Elder 6-14. ASU - Gray 14-41; Davis 8-23; Merritt 10-11; Bell 2-6.

PASSING: GSU - Hickbottom 19-30-1-184. ASU - Davis 19-31-1-224.

RECEIVING: GSU - Rash 5-55; Guice 4-45; Johnson 3-18; Nichols 2-25; Thomas 2-19; Davis 1-11; Brutton 1-7; Russell 1-4. ASU - Jefferson 8-81; Hixon 5-52; Saleem 1-38; Merritt 1-27; Allen 1-21.

TACKLES (UA-A-TOT): GSU - Mullins 4-3-7; McWilliams 6-0-6; Fontenot 4-2-6; Hogues 3-3-6; Freeman 4-1-5; Dillard 2-3-5; Wiggs 2-3-5. ASU - Booker 5-5-10; Davis 4-3-7; King 4-3-7; Isaac 6-0-6; Oyowwi 1-4-5.



2019 STATISTICS

ALCORN STATE ALABAMA STATE

35
7

ASU STADIUM • MONTGOMERY, AL
OCTOBER 5, 2019 • ATTENDANCE: 12,721

MONTGOMERY, Ala. | After a four-hour lightning delay, Alabama State committed a season-high five turnovers that Alcorn State was able to punch in for a pair of touchdowns en route to a 35-7 Southwestern Athletic Conference (SWAC) East Division victory Saturday night.

The game was originally scheduled for 2 pm, however, storms moved through the central Alabama region pushing kick back to 6 pm in Montgomery.

Alcorn State (4-2, 3-0 SWAC) scored on their first possession of the game following a Hornet turnover, using an eight-yard pass from Felix Harper to LeCharles Pringle with 12:30 to play in the opening quarter. After the ensuing extra point, the Braves led 3-0.

The Braves used another turnover to punch in their second touchdown of the game, following a fumble, when Harper ran it in from 18 yards out for a 14-0 lead with 4:47 left to play in the opening quarter.

Alcorn State added another pair of scores to take a 28-0 lead, before Alabama State (2-3, 1-1 SWAC) was able to get on the board. The Hornets used a seven-play, 78-yard drive that used 3:48 on the clock and culminated with a 29-yard pass from KHA'Darris Davis to Michael Jefferson to trim the lead to 28-7 in the third.

The Hornets had another chance deep in Alcorn State territory in the third, however, Alcorn State was able to turn the Hornets away on a fourth down inside the 10. They added another score with 9:54 to play on a 22-yard from Harper for the final margin.

Davis finished the night 12-of-26 for 161 yards, a touchdown and four interceptions; while Jefferson hauled in five catches for 62 yards. Moses Marshall finished with four receptions, while Ezra Gray led the rushing attack with 49 yards on nine carries.

Defensively, Colton Adams led Alabama State with nine tackles, including three solo, in his first contest back from a preseason injury. Irshaad Davis added eight tackles and Christian Clark six in the loss.

Alabama State returns to action next weekend on the road in conference action against Jackson State. Kick is set for 2 pm at Mississippi Veterans Memorial Stadium.

Post-Game Notes

The game was delayed four hours Saturday after the two teams went into the locker room. Kick was originally scheduled for 2 pm but was pushed back to 6 pm.

Two of the last four meetings have been decided by three points or less in the series, with Alabama State winning last year 28-25. Alcorn State won 21-18 in 2016 - with both games played in Lorman.

The two teams met for the first time in 1934, playing back-to-back years before not playing again until 1939. Following that contest, the two teams took a break until 1977 and have played each year since. The Braves lead the all-time series 24-21.

Alabama State is 1-2 after a bye week under head coach Donald Hill-Eley following the 2018 season. The Hornets won against Alcorn State last season following a bye week, and dropped a game against Alabama A&M.

BOX SCORE

SCORING SUMMARY

ALCORN STATE	14	14	0	7	-	35
ALABAMA STATE	0	0	7	0	-	7

1st	12:30	ALCN	Pringle 8-yd pass from Harper (McCullough kick)
1st	4:47	ALCN	Harper 18-yard run (McCullough kick)
2nd	5:51	ALCN	Wood 18-yd pass from Harper (McCullough kick)
2nd	3:45	ALCN	Duffey 67-yd run (McCullough kick)
3rd	11:06	ASU	Jefferson 29-yd pass from Davis (Hanson kick)
4th	9:54	ALCN	Anderson 22-yd pass from Harper (McCullough kick)

STATISTICS

TEAM STATS	ALCN	ASU
FIRST DOWNS	16	17
RUSHES-YARDS (NET)	37-213	38-67
PASSING YDS (NET)	146	191
Passes Comp.-Att.-Int.	10-17-0	14-28-4
TOTAL OFFENSE PLAYS-YARDS	54-359	66-258
Fumble Returns-Yards	1-14	0-0
Punt Returns-Yards	1-4	0-0
Kickoff Returns-Yards	2-24	3-52
Punts (Number-Avg)	6-44.5	3-44.7
Fumbles - Lost	0-0	1-1
Penalties - Yds.	13-76	8-62
Possession Time	29:43	30:17
3rd Down Conversions	7 of 13	7 of 15
4th Down Conversions	0 of 0	0 of 1
Red-Zone Scores - Chances	3-3	0-1
Sacks By: Number - Yards	5-39	2-22

INDIVIDUAL STATISTICS

RUSHING: ALCN - Duffey 9-101; Turner 5-39; Waller 13-37; Marsh 6-31; Harper 4-5. ASU - Gray 9-49; Merritt 14-22; Norris 4-15; Even 2-(-1); Davis 9-(-18).

PASSING: ALCN - Harper 10-17-0-146. ASU - Davis 12-26-4-161; Even 2-2-0-30.

RECEIVING: ALCN - Pringle 3-57; Anthony 3-39; Anderson 1-22; Wood 1-18; Duffey 1-8; Waller 1-2. ASU - Jefferson 5-62; Marshall 4-73; Booker 2-23; Allen 1-16; Gray 1-12; Knight 1-5.

TACKLES (UA-A-TOT): ALCN - Taylor 4-2-6; Herron 3-3-6; Holbert 2-4-6; Kinsler 5-0-5; Argue 4-1-5; Muhammad 4-0-4; Wilson 3-1-4; Webb 2-2-4; Burks 2-2-4. ASU - Adams 3-6-9; Davis 6-2-8; Clark 4-2-6; Jo. Hill 5-0-5; Terry 4-0-4; Ogletree 1-3-4; Booker 2-1-3.



2019 STATISTICS

ALABAMA STATE
JACKSON STATE

31
16

VETERANS MEMORIAL STADIUM • JACKSON, MS
OCTOBER 12, 2019 • ATTENDANCE: 35,013

MONTGOMERY, Ala. | After a four-hour lightning delay, Alabama State committed a season-high five turnovers that Alcorn State was able to punch in for a pair of touchdowns en route to a 35-7 Southwestern Athletic Conference (SWAC) East Division victory Saturday night.

The game was originally scheduled for 2 pm, however, storms moved through the central Alabama region pushing kick back to 6 pm in Montgomery.

Alcorn State (4-2, 3-0 SWAC) scored on their first possession of the game following a Hornet turnover, using an eight-yard pass from Felix Harper to LeCharles Pringle with 12:30 to play in the opening quarter. After the ensuing extra point, the Braves led 3-0.

The Braves used another turnover to punch in their second touchdown of the game, following a fumble, when Harper ran it in from 18 yards out for a 14-0 lead with 4:47 left to play in the opening quarter.

Alcorn State added another pair of scores to take a 28-0 lead, before Alabama State (2-3, 1-1 SWAC) was able to get on the board. The Hornets used a seven-play, 78-yard drive that used 3:48 on the clock and culminated with a 29-yard pass from KHA'Darris Davis to Michael Jefferson to trim the lead to 28-7 in the third.

The Hornets had another chance deep in Alcorn State territory in the third, however, Alcorn State was able to turn the Hornets away on a fourth down inside the 10. They added another score with 9:54 to play on a 22-yard from Harper for the final margin.

Davis finished the night 12-of-26 for 161 yards, a touchdown and four interceptions; while Jefferson hauled in five catches for 62 yards. Moses Marshall finished with four receptions, while Ezra Gray led the rushing attack with 49 yards on nine carries.

Defensively, Colton Adams led Alabama State with nine tackles, including three solo, in his first contest back from a preseason injury. Irshaad Davis added eight tackles and Christian Clark six in the loss.

Alabama State returns to action next weekend on the road in conference action against Jackson State. Kick is set for 2 pm at Mississippi Veterans Memorial Stadium.

Post-Game Notes

The game was delayed four hours Saturday after the two teams went into the locker room. Kick was originally scheduled for 2 pm but was pushed back to 6 pm.

Two of the last four meetings have been decided by three points or less in the series, with Alabama State winning last year 28-25. Alcorn State won 21-18 in 2016 - with both games played in Lorman.

The two teams met for the first time in 1934, playing back-to-back years before not playing again until 1939. Following that contest, the two teams took a break until 1977 and have played each year since. The Braves lead the all-time series 24-21.

Alabama State is 1-2 after a bye week under head coach Donald Hill-Eley following the 2018 season. The Hornets won against Alcorn State last season following a bye week, and dropped a game against Alabama A&M.

BOX SCORE

SCORING SUMMARY

ALABAMA STATE	7	7	10	7	--	31
JACKSON STATE	3	7	0	6	--	16

1st	10:31	ASU	Gray 13-yd run (Hanson kick)
1st	1:27	JSU	Salazar 39-yd field goal
2nd	9:28	ASU	Event 10-yd run (Hanson kick)
2nd	4:13	JSU	Kennedy 20-yd pass from Ponder (Salazar kick)
3rd	7:19	ASU	Booker 17-yd pass from Even (Hanson kick)
3rd	3:27	ASU	Hanson 42-yd field goal
4th	9:34	ASU	Even 2-yd run (Hanson kick)
4th	0:00	JSU	Young 9-yd pass from Ponder

STATISTICS

TEAM STATS	ASU	JSU
FIRST DOWNS	20	14
RUSHES-YARDS (NET)	49-149	30-66
PASSING YDS (NET)	189	184
Passes Comp.-Att.-Int.	15-26-1	16-35-2
TOTAL OFFENSE PLAYS-YARDS	75-338	65-250
Fumble Returns-Yards	0-0	0-0
Punt Returns-Yards	2-(-1)	2-6
Kickoff Returns-Yards	3-67	5-44
Punts (Number-Avg)	6-38.8	8-33.1
Fumbles - Lost	0-0	1-0
Penalties - Yds.	9-84	10-59
Possession Time	35:19	24:41
3rd Down Conversions	7 of 15	4 of 15
4th Down Conversions	1 of 2	1 of 2
Red-Zone Scores - Chances	4-6	2-3
Sacks By: Number - Yards	3-21	2-14

INDIVIDUAL STATISTICS

RUSHING: ASU - Merritt 19-69; Gray 21-69; Even 7-7; Scott 2-4. JSU - Alexander 14-57; Clarke 4-26; Johnson 2-3; Littles 1-1.

PASSING: ASU - Even 15-26-1-189. JSU - Ponder 15-30-1-164; Jones 1-5-1-20.

RECEIVING: ASU - Booker 7-106; Allen 5-47; Marshall 1-15; Jefferson 1-12. JSU - Crowell 4-48; Kennedy 3-30; Newman 2-25; Young 2-12.

TACKLES (UA-A-TOT): ASU - Adams 5-2-7; Jo. Hill 5-1-6; Davis 4-2-6; Goodrum 1-4-5; Crabb 2-2-4; Je. Hill 2-2-4; Terry 3-0-3. JSU - Hanspard 4-5-9; Glass 3-5-8; Anderson 5-2-7; Arrington 6-1-7; Jenkins 4-3-7; Payton 5-1-6.



2019 STATISTICS

ALABAMA A&M 43
ALABAMA STATE 41

LEGION FIELD • BIRMINGHAM, AL
OCTOBER 26, 2019 • ATTENDANCE: 53,217

BIRMINGHAM, Ala. | Alabama State led the Magic City Classic early, however, Jordan Bentley took over for Alabama A&M and led the Bulldogs to a 43-41 triple overtime victory over Alabama State in front of 53,217 on a rainy Saturday.

Ezra Gray led Alabama State (3-4, 2-2 SWAC) with 104 yards on 23 carries, just his second 100-yard game under head coach Donald Hill-Eley and the first this season. In the process, he went over the 1,000-yard mark for his career and now stands at 1,063 for his career.

Duran Bell, playing for the first time in four weeks, finished the day with 71 yards on 18 carries that helped Alabama State record 160 yards rushing on the night. They also added 202 through the air as KHA'Darris Davis returned to action to finish the night 14-for-28 with one interception and five touchdowns.

Michael Jefferson was the beneficiary of six of those passes as he recorded 95 yards and a pair of touchdowns. Tyrek Allen finished with three catches and a pair of touchdowns, while Jahod Booker reeled in the other.

Defensively, Colton Adams and Devon Booker combined for 25 tackles - with Adams leading the way with 13. He also added 2.5 tackles for loss and a forced fumble. Meanwhile, Booker finished with 12 tackles, including a sack and 1.5 tackles for loss. He also added a pair of pass breakups and two quarterback hurries.

But it was Bentley for Alabama A&M who finished the night with 197 yards on the ground on 39 carries. He also added three touchdowns and the two-point conversion in the third overtime that proved to be the game-winning score.

And it was Bentley that put Alabama A&M (5-3, 2-1 SWAC) on the board first with a one-yard run to cap off a two-play, 77-yard drive with 9:39 to play in the opening quarter. After a brief downpour in the first, Alabama State answered with 21 unanswered points to close out the first half. They used a 48-yard pass from Davis to Jefferson to tie things up at 7-all with 14:04 to play in the half, and then used a play from the special teams to take the lead.

Nygel Shamburger was able to find a crease in the Alabama A&M line and took the ball off the foot Bulldogs' punter Spencer Corey. His teammate - and former high school teammate - Eric Felts picked it up and ran it into the end zone for his first career touchdown with 13:11 to play in the half. The final score came when Jefferson caught his second touchdown pass with 9:55 to play for a 21-7 lead heading into the locker room.

The two teams battled throughout the third quarter, before Bentley scored on his second one-yard run as time expired in the quarter to trim the lead to 21-14. The Bulldogs tied the game with 12:42 to play in the game on an Aqeel Glass three-yard run before the teams settled into overtime.

They each scored a touchdown in the first overtime, with Alabama State having to answer a Bulldogs score on a four-yard reception by Allen to knot the score at 28-all. The Hornets scored the opening touchdown of the second overtime on a 16-yard pass to Booker, before Alabama A&M used a 25-yard pass of their own into the back of the end zone.

The Bulldogs scored and converted the subsequent two-point conversion to take a 43-35 lead before Alabama State took over. The Hornets used a 17-yard pass from Davis to Allen.

BOX SCORE

SCORING SUMMARY

ALABAMA STATE	7	0	7	7	22	-	43
ALABAMA A&M	0	21	0	0	20	-	41

1st	9:39	AAMU	Bentley 1-yd run (Corey kick)
2nd	14:04	ASU	Jefferson 48-yd pass from Davis (Hanson kick)
2nd	13:11	ASU	Felts 19-yd return (Hanson kick)
2nd	9:55	ASU	Jefferson 10-yd pass from Davis (Hanson kick)
3rd	0:00	AAMU	Bentley 1-yd run (Corey kick)
4th	12:42	AAMU	Glass 3-yd run (Corey kick)
OT	0:00	AAMU	Bentley 6-yd run (Corey kick)
OT	0:00	ASU	Allen 4-yd pass (Hanson kick)
OT	0:00	ASU	Booker 16-yd pass from Davis (Hanson kick)
OT	0:00	AAMU	Moore 25-yd pass from Glass (Corey kick)
OT	0:00	AAMU	Bentley 6-yd pass from Glass (Bentley pass good)
OT	0:00	ASU	Allen 17-yd pass from Davis (Davis pass failed)

STATISTICS

TEAM STATS	AAMU	ASU
FIRST DOWNS	23	16
RUSHES-YARDS (NET)	54-197	50-160
PASSING YDS (NET)	236	202
Passes Comp.-Att.-Int.	12-31-1	14-28-1
TOTAL OFFENSE PLAYS-YARDS	85-433	78-362
Fumble Returns-Yards	0-0	0-0
Punt Returns-Yards	3-9	2-28
Kickoff Returns-Yards	2-40	4-104
Punts (Number-Avg)	10-30.2	8-36.4
Fumbles - Lost	1-0	3-1
Penalties - Yds.	9-72	10-110
Possession Time	45:23	44:37
3rd Down Conversions	7 of 19	5 of 18
4th Down Conversions	0 of 1	2 of 3
Red-Zone Scores - Chances	5-7	4-5
Sacks By: Number - Yards	1-2	2-23

INDIVIDUAL STATISTICS

RUSHING: AAMU - Bentley 39-202; Quarles 5-6; Ibrahim 1-2; Gardner 2-(-2); Glass 7-(-6). ASU - Gray 23-104; Bell 18-71; Davis 7-(-13).

PASSING: AAMU - Glass 12-31-1-236. ASU - Davis 14-27-1-202; Ferrell 0-1-0-0.

RECEIVING: AAMU - Moore 4-165; Gardner 2-8; Quarles 1-20; Ibrahim 1-18; Woods 1-10; Bentley 1-6; Young 1-6; Johnson 1-3. ASU - Jefferson 6-95; Allen 3-46; Brown 2-28; Booker 2-19; Gray 1-14.

TACKLES (UA-A-TOT): AAMU - Holloway 8-1-9; Price 5-4-9; Kelly 4-5-9; Cushine 4-2-6; Fletcher 3-3-6. ASU - Adams 5-8-13; Booker 6-6-12; Clark 1-8-9; Carson 0-9-9; Davis 3-5-8.



2019 STATISTICS

ALABAMA STATE 27
MISSISSIPPI VALLEY STATE 0

RICE-TOTTEN STADIUM • ITTA BENA, MS
NOVEMBER 2, 2019 • ATTENDANCE: 2,967

ITTA BENA, Miss. | Alabama State recorded their first shutout since 2012 with a 27-0 victory over Mississippi Valley State at Rice-Totten Stadium Saturday afternoon in Southwestern Athletic Conference (SWAC) play.

The last time the Hornets recorded a shutout came October 6, 2012 against Texas Southern, a game in which the Hornets claimed a 45-0 win.

Alabama State (4-4, 3-2 SWAC) held Mississippi Valley State (2-7, 1-4 SWAC) to just 217 total yards on 75 plays, including holding the Delta Devils to just 100 yards passing. Meanwhile, the Hornets responded with 351 yards of total offense on just 59 offensive plays in the win.

KHA'Darris Davis led the offensive effort for the Hornets with 199 yards on 20-for-27 passing with a touchdown, connecting with seven different receivers in the win. Jahod Booker and Tyrek Allen each caught five passes, with Booker going for 91 yards and a touchdown.

Ezra Gray led a rushing effort for the Hornets with 70 yards on seven carries, while Duran Bell finished with 46 yards on eight carries. Naytron Culpepper, Devon Booker and Colton Adams each led the Hornets defensively with seven tackles each.

After a scoreless first quarter in which Mississippi Valley State dominated possession, Alabama State got on the scoreboard first with a three-yard run by Davis for a 7-0 lead with 9:16 to play in the half. They added to the lead with a two-yard run by Ezra Gray to push the lead to 14-0, before Hanson connected on a 39-yard field goal as time expired for a 17-0 lead.

The Hornets were able to get on the board again in the third quarter on a 52-yard pass from Davis to Jahod Booker that was deflected by a Mississippi Valley State defender into the hands of Booker for the score. The final points of the game came off the foot of Hanson from 40-yards out with 1:50 to play in the contest for the final margin.

BOX SCORE

SCORING SUMMARY

ALABAMA STATE	0	17	7	3	-	27
MVSU	0	0	0	0	-	0

2nd	9:16	ASU	Davis 3-yd run (Hanson kick)
2nd	2:30	ASU	Gray 2-yd run (Hanson kick)
2nd	0:00	ASU	Hanson 39-yd field goal
3rd	11:24	ASU	Booker 52-yd pass from Davis (Hanson kick)
4th	1:50	ASU	Hanson 40-yd field goal

STATISTICS

TEAM STATS	ASU	MVSU
FIRST DOWNS	15	17
RUSHES-YARDS (NET)	32-152	34-117
PASSING YDS (NET)	199	100
Passes Comp.-Att.-Int.	20-27-0	16-41-1
TOTAL OFFENSE PLAYS-YARDS	59-331	75-217
Fumble Returns-Yards	0-0	0-0
Punt Returns-Yards	4-30	1-29
Kickoff Returns-Yards	1-15	5-80
Punts (Number-Avg)	6-42.0	6-36.7
Fumbles - Lost	1-0	0-0
Penalties - Yds.	7-82	1-1
Possession Time	30:09	29:51
3rd Down Conversions	7 of 15	5 of 18
4th Down Conversions	1 of 1	2 of 5
Red-Zone Scores - Chances	2-2	0-0
Sacks By: Number - Yards	3-6	2-8

INDIVIDUAL STATISTICS

RUSHING: ASU - Gray 7-70; Bell 8-46; Norris 6-22; Davis 6-8; Merrit 5-6. MVSU - Bryant 16-73; Johnson 10-22; Smith 3-8; Bryant 3-6.

PASSING: ASU - Davis 20-27-0-199. MVSU - Bryant 8-33-1-72; Totten 7-8-0-28.

RECEIVING: ASU - Booker 5-91; Allen 5-54; Bell 3-19; Jefferson 2-11; Knight 2-9; Brown 2-7; Marshall 1-8. MVSU - Wilson 4-32; Clayton 3-30; Perdue 3-14; Johnson 1-17.

TACKLES (UA-A-TOT): ASU - Culpepper 5-2-7; Booker 4-3-7; Adams 3-4-7; Isaac 4-0-4; Troutman 3-1-4. MVSU - Thompkins 7-4-11; Morgan 5-0-5; Davis 4-1-5; Swanier 3-2-5; Taylor 2-3-5.



2019 STATISTICS

ALABAMA STATE
TEXAS SOUTHERN

27
21

BBVA STADIUM • HOUSTON, TX
NOVEMBER 9, 2019 • ATTENDANCE: 3,187

HOUSTON, Texas | Alabama State held off a furious Texas Southern second half rally to come away with their second consecutive road victory in Southwestern Athletic Conference (SWAC) play, defeating the Tigers 27-21 at BBVA Stadium Saturday.

Alabama State (5-4, 4-2 SWAC) scored all 27 of their points in the first half and were able to overcome four turnovers to hold off Texas Southern (0-10, 0-6 SWAC). Ezra Gray led Alabama State with 154 yards on 24 carries, leading the Hornets' offensive attack that produced 403 total yards. Meanwhile, Michael Jefferson finished the day with five receptions, three for touchdowns to lead the Hornets.

The Hornets scored on their first possession when KHA'Darris Davis hit Jefferson streaking down the middle of the field for a 53-yard touchdown pass with 12:10 remaining in the opening quarter. After being stopped on their second drive of the contest, Alabama State used a three-yard run by Jacory Merritt for a 14-0 first quarter lead.

After a Texas Southern touchdown trimmed the lead to 14-7, Alabama State used another Davis to Jefferson touchdown - this one from eight yards - to push the lead to 21-7. They would score their final points of the first half, and the game, when Davis hit Jefferson from six yards away for a 27-7 lead.

Texas Southern used a pair of touchdowns runs to get back into the game, the first a 15-yard run by DeAndre Johnson to trim the lead to 27-14. They trimmed it to a one-score game when Dominic Franklin broke up the middle for 34-yard run to pull within six at 27-21.

However, Alabama State used a pair of sacks late in the game to take Texas Southern out of field goal range and was able to run out the clock for the win.

Davis finished the day 14-for-26 for 226 yards; while defensively Irshaad Davis and Keenan Isaac each finished with nine tackles. Colton Adams added seven, with a host of players ended the day with six. Meanwhile, the Hornets finished with 10 sacks and 15 tackles for loss on the day, with Davis and Adams each recording a pair of sacks each in the win.

BOX SCORE

SCORING SUMMARY

ALABAMA STATE	14	13	0	0	-	27
TEXAS SOUTHERN	0	7	7	7	-	21

1st	12:10	ASU	Jefferson 53-yd pass from Davis (Hanson kick)
1st	5:39	ASU	Merritt 3-yd run (Hanson kick)
2nd	14:48	TSU	Buchannon 11-yd pass from Johnson (Obholtz kick)
2nd	7:03	ASU	Jefferson 8-yd pass from Davis (Hanson kick)
2nd	0:23	ASU	Jefferson 6-yd pass from Davis (kick blocked)
3rd	4:00	TSU	Johnson 15-yd run (Obholtz kick)
4th	12:27	TSU	Franklin 34-yd run (Obholtz kick)

STATISTICS

TEAM STATS	ASU	TSU
FIRST DOWNS	18	17
RUSHES-YARDS (NET)	43-177	46-110
PASSING YDS (NET)	226	160
Passes Comp.-Att.-Int.	14-26-1	16-26-0
TOTAL OFFENSE PLAYS-YARDS	69-403	72-270
Fumble Returns-Yards	0-0	0-0
Punt Returns-Yards	1-5	1-5
Kickoff Returns-Yards	2-30	4-67
Punts (Number-Avg)	6-44.0	10-31.2
Fumbles - Lost	4-3	2-0
Penalties - Yds.	5-51	3-20
Possession Time	30:47	29:13
3rd Down Conversions	5 of 13	6 of 18
4th Down Conversions	0 of 1	1 of 2
Red-Zone Scores - Chances	3-4	2-3
Sacks By: Number - Yards	8-69	3-26

INDIVIDUAL STATISTICS

RUSHING: ASU - Gray 24-154; Bell 10-30; Merritt 2-6; Davis 7-(13). TSU - Owens 17-78; Franklin 12-53; Johnson 16-(20).

PASSING: ASU - Davis 14-26-1-226. TSU - Johnson 16-26-0-160.

RECEIVING: ASU - Jefferson 5-102; Allen 3-34; Knight 2-28; Farmer 2-5; Merritt 1-49; Bell 1-8. TSU - Corley 4-65; Oliver 4-43; Webb 3-15; Dickson 2-18.

TACKLES (UA-A-TOT): ASU - Isaac 6-3-9; Davis 3-6-9; Adams 3-4-7; Felts 5-1-6; Terry 2-4-6; Hill 3-2-5; Booker 2-3-5; Johnson 1-4-5; Rampersaud 1-4-5. TSU - McGraw 4-5-9; Blacklock 4-5-9; Taylor 3-6-9.