



2018 FOOTBALL

Alabama State (2-4, 1-1 in SWAC) vs. Alabama A&M (3-4, 2-2 in SWAC)

Magic City Classic - Oct. 27, 2018 - 2:30 p.m. CT
Legion Field (71,594) - Birmingham, Ala.



/AAMUsports



@AAMUbulldogs



@AAMUathletics



AAMUathletics

QUICK HITS

- This is the 81st meeting in Alabama A&M and Alabama State's longstanding rivalry. Alabama State holds a 38-40-3 advantage in the series that dates back to 1924.
- Since 1945, the rivalry has been played each year uninterrupted, and since 1946, the Magic City Classic has been played in Birmingham.
- There are some familiar faces on both coaching staffs. Alabama A&M special teams coordinator and running backs coach Brian Jenkins spent the previous four seasons as Alabama State's head coach, while Alabama State safeties coach Travis Pearson spent the previous two seasons as Alabama A&M's defensive coordinator.
- Both teams have spent a large portion of the season away from their respective home stadiums. Through seven games, Alabama A&M only has played at Louis Crews Stadium three times, while Alabama State only has played one home game.
- This rivalry is historically close and competitive, especially in recent years. Three of the past four meetings were determined by one possession, including a pair of one-point games in 2016 and 2014.
- The game features the SWAC's top two passing defenses. Alabama State leads the league in pass defense, holding teams to 151.3 passing yards per game. Alabama A&M is second in the league, holding teams to 175.4 passing yards per game.

2018 SCHEDULES

Alabama A&M Bulldogs

9.1	vs. Miles	(W) 37-0
9.8	vs. North Alabama	(L) 25-20
9.15	at Cincinnati	(L) 63-7
9.22	vs. Southern*^	(L) 29-27
9.29	at Jackson State*	(W) 21-16
10.6	at Texas Southern*	(W) 42-21
10.13	vs. Alcorn State*	(L) 35-26
10.27	vs. Alabama State*#	2:30 p.m.
11.3	at UAPB*	2:30 p.m.
11.10	vs. Grambling State	1 p.m.
11.17	at Mississippi Valley*	1 p.m.

* Denotes SWAC game

^ Gulf Coast Challenge in Mobile

Magic City Classic in Birmingham

Alabama State Hornets

9.1	vs. Tuskegee	(W) 26-20
9.8	at Auburn	(L) 63-9
9.15	at Kennesaw State	(L) 62-13
9.22	at Grambling State*	(L) 34-0
10.6	at Alcorn State*	(W) 28-25
10.13	at South Alabama	(L) 45-7
10.27	vs. Alabama A&M*#	2:30 p.m.
11.3	vs. Texas Southern*	2 p.m.
11.10	vs. Jackson State*	2 p.m.
11.17	at Prairie View A&M*	1 p.m.
11.22	vs. Mississippi Valley*	2 p.m.

* Denotes SWAC Game

Magic City Classic in Birmingham

ON THE AIR



AAMU RADIO NETWORK WJAB 90.9-FM

Ted Dixie, Reggie Benson and Michael Burns lead the Alabama A&M football broadcast each week.



ESPN3 DIGITAL STREAMING APP

The live broadcast will be streamed on the web via the ESPN3 digital app.

SPORTS INFORMATION

DIRECTOR OF SPORTS INFORMATION

Janay Roberson
256-372-4550
aamusportsinfo@yahoo.com

ASSISTANT SID

Justin Graves
256-372-4005
justin.graves@aamu.edu

BY THE NUMBERS

14 -Alabama A&M quarterback Aqeel Glass has completed passes to 14 different receivers.

63 -Junior linebacker Armoni Holloway leads Alabama A&M's defense with 63 tackles, which is among the best in the FCS.

11 -Alabama A&M has forced 11 turnovers on the season.



2018 ALABAMA A&M GAME NOTES



Weekly Schedule - Magic City Classic

22 MONDAY Weekly Press Luncheon Noon Maynor Radio Show 6 p.m. on 90.9-FM	23 TUESDAY Practice 5 p.m. Media viewing period for 1st 20 minutes. Interviews via request	24 WEDNESDAY MCC Press Conference 11 a.m. Practice 5 p.m.	25 THURSDAY No media availability	26 FRIDAY No media availability	27 SATURDAY Game Day Alabama State vs. AAMU, 2:30 p.m. at Legion Field	28 SUNDAY No media availability AAMU Review TV show 9:30 p.m. on local CW
---	--	--	---	---	--	--

ALABAMA A&M SPORTS INFORMATION

MEDIA POLICIES

WEEKLY PRESS CONFERENCE

Alabama A&M football coach Connell Maynor's weekly press luncheon is held each Monday at noon in the Hobson Field House, which is located near the north end zone of Louis Crews Stadium. Select players also will be available to the media. If a specific player is needed, contact the Alabama A&M Sports Information office by Sunday to make arrangements.

ON THE WEB

Notes and excerpts from Coach Maynor's weekly press conference will be posted on aamusports.com each Monday by 6 p.m.

COACHES INTERVIEWS

Outside of the weekly media luncheon and the SWAC teleconference, the best time for Coach Maynor interviews is prior to practice on Tuesday or Wednesday. Media members should contact the Alabama A&M Sports Information office a day before practice to make arrangements.

PLAYER INTERVIEWS

If possible, player interviews need to be conducted during the weekly press luncheon on Mondays. If a specific player cannot be made available because of a schedule conflict, contact the Alabama A&M Sports Information Office to make arrangements.

GAME DAY INTERVIEW POLICIES

Coach Maynor will be available to the media during his post-game press conference in the lobby of the Hobson Field House. Players will be made available via requests.



SWAC TELECONFERENCE

The SWAC holds a weekly teleconference featuring the league's head coaches each Monday during the season. Those participating should dial in about five minutes before the scheduled start.

The toll free number is 1-800-356-8278 - code 298779#
To mute/un-mute during the teleconference, dial 4*.

The weekly teleconference schedule:

10 a.m. - SWAC News and Notes
10:05 a.m.- Alabama A&M coach Connell Maynor
 10:15 a.m.- Alabama State coach Donald Hill-Eley
 10:25 a.m. - Alcorn State coach Fred McNair
 10:35 a.m. - Arkansas-Pine Bluff coach Cedric Thomas
 10:45 a.m. - Grambling St. coach Broderick Fobbs
 10:55 a.m. - Jackson State coach Tony Hughes
 11:05 a.m. - Mississippi Valley coach Vincent Dancy
 11:15 a.m. - Prairie View A&M coach Eric Dooley
 11:25 a.m. - Southern coach Dawson Odums
 11:35 a.m. - Texas Southern coach Michael Haywood.



2018 ALABAMA A&M GAME NOTES



THE COACHES

Alabama A&M Coach Connell Maynor

Connell Maynor is in his first season at the helm of the Alabama A&M football program, and the veteran coach has brought lots of football knowledge and excitement to the job.

Alabama A&M is the third head coaching position in Maynor's career. In eight seasons, Maynor has amassed a 68-35 overall record and coached in a national title game.

Maynor comes to Alabama A&M after spending the previous four seasons at Hampton, where he posted a 20-25 overall record and a 17-15 mark in the Mid-Eastern Athletic Conference. Last season, Maynor led Hampton to a 6-5 record, finishing 5-3 in the MEAC.

Before making the move to Hampton, Maynor built a Division II football power at Winston-Salem State.

In four seasons at Winston-Salem State, Maynor amassed an impressive 45-6 overall record, and his Rams were nearly perfect in the Central Intercollegiate Athletic Association with a 26-2 mark.

During his tenure at Winston-Salem State, Maynor consistently led the Rams deep into the Division II postseason, including an appearance in the 2012 national championship game.

Alabama State Coach Donald Hill-Eley

Donald Hill-Eley is in his first season as Alabama State's head football coach.

Eley took over as Alabama State's interim head coach midway through last season and led the Hornets to five wins. Following the season, he was elevated to head coach.

Eley came to Alabama State after a one-year stint at Norfolk State as wide receivers coach.

Most of Eley's coaching career was spent in the MEAC. He spent 13 seasons at Morgan State, including 12 as head coach. In 2002, he named MEAC coach of the year.

Before going to Morgan State, Eley spent four seasons at Hampton as the Pirates' offensive coordinator. During that tenure, he helped Hampton win an HBCU national title, two MEAC titles and the 1999 Heritage Bowl.

GAME NOTES

Bentley on Deacon Jones Watch List

Junior running back Jordan Bentley was named to the Deacon Jones Trophy watchlist during the preseason. The Deacon Jones Trophy is awarded by the Black College Hall of Fame to its player of the year. As a freshman in 2016, Bentley was the SWAC Freshman of the Year recipient. The Guntersville, Ala. native missed several games as a sophomore last season, but still managed to lead Alabama A&M with 480 rushing yards.

Moland a Preseason All-American

Senior defensive tackle Vernon Moland was a first-team selection to the HBCU Game Day Preseason All-America team. As a junior last season, the 6-foot and 235-pound defensive end was one of the SWAC's top pass rushers, recording 10 sacks, 11.5 tackles for loss and forcing one fumble. Moland, an Adamsville, Ala. native, finished last season as a first-team All-SWAC selection.

Three Bulldogs named to Preseason All-SWAC Team

Moland was a first-team selection on the SWAC's Preseason all-conference defense, while senior safety Dyland Hamilton, a Powder Springs, Ga. native, was a second-team selection. Bentley was a second-team selection to the preseason all-conference offense.

Bethune gaining attention

Senior defensive end Yurik Bethune has opened the 2018 season strong. The Mobile, Ala. native was selected as The SWAC Defensive Player of the Week following the Bulldogs' season-opener against Miles. The versatile pass rusher has recorded 30 tackles with 7.5 tackles for loss and five sacks. He also has three quarterback hurries.

Depth in the backfield

Running back is a position where Alabama A&M is not short on depth. The Bulldogs return last season's two leading rushers in Jordan Bentley and Trevon Walters, and freshmen Gary Quarles and Teon Dollard also have played their way into the rotation. The Bulldogs' running backs are averaging 131.7 rushing yards per game.

Glass growing into quarterback role

In his second season as Alabama A&M's quarterback, sophomore Aqeel Glass is emerging as an on-the-field leader. Through seven games, Glass is averaging 197.6 passing yards per game while throwing 12 touchdowns with just four interceptions. He also is spreading the ball around, completing passes to 14 different receivers.



2018 ALABAMA A&M GAME NOTES



GAME NOTES

Bulldogs, Hornets facing for 81st time

Alabama A&M and Alabama State's storied rivalry has become one of the Football Championship Subdivision's marquee events. Averaging more than 60,000 in attendance annually, the Magic City Classic is the most-attended FCS contest and it currently is Birmingham's largest sporting event. This is the 81st meeting in the series, which dates back to 1924 and has been played uninterrupted since 1945. Since 1946, the rivalry game has been played in Birmingham. Alabama State holds a slim 38-37-3 series advantage.

Alabama A&M versus Alabama State

2017	Alabama State	21-16
2016	Alabama A&M	42-41
2015	Alabama State	35-20
2014	Alabama A&M	37-36*
2013	Alabama State	31-7
2012	Alabama State	31-13
2011	Alabama A&M	20-19*
2010	Alabama State	31-10
2009	Alabama A&M	21-7
2008	Alabama A&M	17-16
2007	Alabama A&M	13-9
2006	Alabama A&M	21-13
2005	Alabama A&M	31-28
2004	Alabama State	24-20
2003	Alabama A&M	20-17
2002	Alabama A&M	23-20
2001	Alabama State	35-0*
2000	Alabama A&M	34-27
1999	Alabama A&M	15-10
1998	Alabama State	34-28
1997	Alabama State	20-13
1996	Alabama A&M	20-3
1995	Alabama State	37-20
1994	Alabama State	26-0
1993	Alabama State	7-0
1992	Alabama State	14-11
1991	Alabama State	59-13
1990	Alabama State	24-20
1989	Alabama A&M	17-10
1988	Alabama State	7-0
1987	Alabama State	17-14
1986	Alabama A&M	20-10
1985	Alabama A&M	7-6
1984	Alabama A&M	28-12
1983	Alabama A&M	27-14
1982	Tie	13-13
1980	Alabama State	20-17

1979	Alabama State	17-14
1978	Alabama A&M	22-7
1977	Alabama State	14-7
1976	Alabama A&M	17-15
1975	Alabama A&M	29-22
1974	Alabama A&M	14-7
1973	Alabama A&M	10-7
1972	Alabama A&M	8-7
1971	Alabama State	12-6
1970	Alabama A&M	26-18
1969	Alabama State	26-6
1968	Alabama State	27-21
1967	Alabama State	13-7
1966	Alabama A&M	36-19
1965	Alabama A&M	34-0
1964	Alabama A&M	30-0
1963	Alabama A&M	32-14
1962	Alabama A&M	54-6
1961	Alabama A&M	32-12
1960	Alabama A&M	22-20
1959	Alabama State	22-0
1958	Alabama State	20-8
1957	Alabama State	13-7
1956	Tie	0-0
1955	Alabama A&M	13-6
1954	Alabama State	23-7
1953	Alabama A&M	13-7
1952	Alabama A&M	38-13
1951	Alabama A&M	27-6
1950	Alabama State	16-12
1949	Tie	13-13
1948	Alabama A&M	14-8
1947	Alabama State	12-6
1946	Alabama State	15-14
1945	Alabama State	20-7
1942	Alabama A&M	20-6
1941	Alabama State	21-13
1940	Alabama State	24-6
1932	Alabama State	18-0
1931	Alabama State	56-0
1929	Alabama State	32-0
1925	Alabama State	7-0
1924	Alabama State	30-0

*Denotes wins vacated due to NCAA sanctions.

- Games in bold denotes official Alabama A&M victories.



2018 ALABAMA A&M GAME NOTES



GAME NOTES

CONNELL MAYNOR

- **SEASONS AT AAMU:** 1st
- **RECORD:** 68-35
- **PAST COACHING JOBS:** Hampton (2014-2017; 20-25 record); Winston Salem-State (2010-2013; 45-6 record)
- **CHAMPIONSHIPS:** Won 3 CIAA championships at Winston Salem-State (2011, 2012 and 2013) and led the Rams to the 2012 NCAA Division II national title game.
- **OFF THE FIELD:** Along with being an avid golfer, Maynor also has some experience in the movie industry. In 1999, he was Jamie Foxx's body double in *Any Given Sunday*.

Bulldogs getting pressure on quarterbacks

Alabama A&M's pass defense has been strong this season, holding opponents to just 175.4 passing yards per game. A significant reason for this can be attributed to the Bulldogs' defensive front seven, which consistently has applied pressure to opposing quarterbacks. Alabama A&M has recorded 18 sacks, which is tied for 28th in the FCS. Defensive end Yurik Bethune leads the Bulldogs with three sacks, while Eli Jackson has 2.5 sacks.

Defense ranked 17th in tackles for loss

Alabama A&M's defensive front seven has emerged as one of the best groups in the FCS. Through seven games, Alabama A&M is ranked 17th in the FCS in tackles for loss, averaging 7.6 per game. The Bulldogs have recorded 53 tackles for loss, which have accounted for 1677 yards. Yurik Bethune leads Alabama A&M with 7.5 tackles for loss, while Tim White and Armoni Holloway each have five.

Holloway ranked 41st in tackles per game

Alabama A&M junior linebacker is piecing together a strong season. Through seven games, Holloway is tied for 41st in the FCS with nine tackles per game. The junior from Pinson, Ala. leads Alabama A&M with 63 tackles, which is among the nation's leaders. Holloway also has five tackles for loss, two sacks and an interception.

Alabama A&M ranked 14th in pass defense

Pass defense has been a strength for Alabama A&M. Through seven games, the Bulldogs are ranked 14th in the FCS in passing yards allowed at 175.4 yards per game. Alabama A&M has held opponents to 10 passing touchdowns while recording eight interceptions, which is ranked 30th in the FCS and tied for second in the SWAC.

Keeping the chains moving

The new offensive scheme brought to Alabama A&M by first-year coach Connell Maynor and offensive coordinator Duane Taylor has been an early success. The Bulldogs have consistently moved the chains offensively, recording 128 first downs through the first seven games.

Bulldogs ranked 34th in red zone offense

Not only has Alabama A&M's offense consistently moved the football, but the Bulldogs also have been effective when driving into the red zone. Alabama A&M is tied for 34th place in the FCS in red zone efficiency at 86.4 percent. In 22 red zone appearances, Alabama A&M has scored 15 touchdowns while Spencer Corey has kicked five field goals. Nine of those touchdowns were on passes.

Running backs sharing the load

Depth at running back has been a strength for Alabama A&M's offense. The Bulldogs are averaging 131.7 yards on the ground, but it is not just one player accounting for the bulk of the yards. Trevon Walters and Jordan Bentley have gotten the bulk of the work. Walters leads Alabama A&M with 376 rushing yards and four touchdowns, while Bentley has rushed for 280 yards and three touchdowns. Freshmen Gary Quarles and Teon Dollard also have been a significant parts of the running back rotation, with the duo combining for 182 yards.

Defense forcing turnovers

Alabama A&M defensive coordinator Mark DeBastiani puts a priority on forcing turnovers. DeBastiani's defense has forced a turnover in five of seven games. Alabama A&M has forced 11 turnovers this season, with eight coming on interceptions. The Bulldogs intercepted two passes last week at Texas Southern. Amari Holloway leads Alabama A&M with two interceptions.

Jenkins on Jerry Rice watch list

A prominent storyline for Connell Maynor's first Alabama A&M team is the fast emergence of several young players. Numerous freshmen have played significant roles. Freshman receiver Brian Jenkins Jr. leads the team with 362 receiving yards and two touchdowns on 32 catches, averaging 51.7 receiving yards per game. Jenkins also has played a significant role on Alabama A&M's special teams as a return specialist, averaging 18.5 yards on 14 kick returns. Jenkins has been named to the Jerry Rice Award watch list, which is given to the top freshman in the FCS.



2018 ALABAMA A&M GAME NOTES



CONFERENCE STANDINGS

East Division

	Overall	SWAC	Streak
Alcorn State	6-2	4-1	W2
Jackson State	3-3	2-1	L1
Alabama A&M	3-4	2-2	L1
Alabama State	2-4	1-1	L1
Mississippi Valley	1-5	1-2	W1

West Division

	Overall	SWAC	Streak
Southern	4-3	3-1	W2
Prairie View A&M	3-4	2-1	L1
Grambling State	3-4	2-2	L1
Texas Southern	1-6	0-3	L6
Arkansas-Pine Bluff	1-6	0-3	L5

GAME NOTES

Bulldogs applying pressure to kickers

Alabama A&M has been successful at applying pressure to opposing kickers. Michael Mills blocked a field goal attempt against Southern, which was the second time this season that Alabama A&M has blocked a field goal. Alabama A&M blocked its first field goal attempt of the season against Miles College in the season-opener.

Maynor era has balanced, effective offense

The area where Alabama A&M has shown drastic improvement since the arrival of coach Connell Maynor is on offense. Through seven games, Alabama A&M has consistently moved the ball while showing a balanced offensive attack. Alabama A&M is averaging 25.7 points and 345.1 yards per game while rushing for 131.7 yards per game.

Familiar faces on both sidelines

A prominent storyline in this season's Magic City Classic is the professional ties among the two coaching staffs. Each team has a coach who was with the other program last season. Alabama A&M special teams coordinator and running backs coach Brian Jenkins spent the previous four seasons as Alabama State's head coach, while Alabama State safeties coach Travis Pearson spent the past two seasons at Alabama A&M's defensive coordinator.

Alabama A&M trying to clean up penalties

During the past two games, penalties have been a significant issue for Alabama A&M. On the season, the Bulldogs have averaged 92 penalty yards per game (second highest in the SWAC). Alabama State is averaging 69.7 penalty yards per game.

Four Bulldogs have Montgomery ties

Four players on Alabama A&M's football roster grew up in a short radius from Alabama State's campus in Montgomery. Defensive tackle Selmar Russell played high school football at Alabama Christian Academy in Montgomery, while linebacker Quantravis Kelly played at Lee-Montgomery High School. Freshman safety Jonathan Struggs played at Jefferson Davis High School in Montgomery, and junior running back Joseph Burke played at Autagua Academy in Prattville.

Legion Field homecoming for several players

Birmingham traditionally is an important recruiting area for Alabama A&M. Not only is it the state's largest city, but it also is one of the university's largest alumni bases. For seven Alabama A&M players, the Magic City Classic essentially is a homecoming game. Defensive back Amari Holloway (Clay-Chalkville), linebacker Armoni Holloway (Clay-Chalkville), defensive tackle Vernon Moland (Minor), offensive lineman Tyreik Griffin (Fairfield), wide receiver Tarez Rutledge (Ramsay), wide receiver Terrell Gardner (Ramsay) and tight end Anthony Howard (Ramsay) all played at Birmingham area high schools.



2018 ALABAMA A&M GAME NOTES



GAME NOTES

Alabama A&M team captains

vs. Miles

Jordan Bentley
Aqeel Glass
Michael Mills
Dylan Hamilton

vs. North Alabama

Aqeel Glass
Elijah Timarky
Marceles Clash
Yurik Bethune

vs. Cincinnati

Michael Mills
Aqeel Glass
Yurik Bethune
Isaiah Bailey

vs. Southern

Shonye Reams
Aqeel Glass
Yurik Bethune
Dylan Hamilton

vs. Jackson State

Aqeel Glass
Yurik Bethune
Jordan Bentley
Michael Mills

vs. Texas Southern

Mike Mills
Elijah Timarky
Aqeel Glass
Octayvious Miles

vs. Alcorn State

Aqeel Glass
Mike Mills
Yurik Bethune
Trevon Walters



AAMU playing third televised game

For the third time this season, Alabama A&M is playing a televised football game, and it is the second time this season the Bulldogs have played a game carried by the ESPN family of networks. The broadcast for Alabama A&M's game at Cincinnati was streamed on ESPN3, and the Bulldogs game at Texas Southern was on AT&T SportsNet. The Magic City Classic broadcast is being streamed on ESPN3 and a tape-delay broadcast will be on ESPNU.

Glass consistent in conference play

Alabama A&M quarterback consistently has been effective, especially against SWAC opponents. Since conference play began on Sept. 22, Glass has passed for more than 200 yards in four straight games. During that span, the sophomore from St. Louis has thrown seven touchdowns with just two interceptions. Through seven games this season, Glass has completed passes to 14 different receivers.

First Classic for most of AAMU's staff

Because of the offseason coaching change at Alabama A&M, this will be the first Magic City Classic for the majority of the Bulldogs' coaching staff. But there are a couple of Alabama A&M coaches who have experienced this event before. Offensive line coach Keith Wagner is the only remaining member of the previous coaching staff, and special teams coordinator Brian Jenkins coached in the Classic while at Alabama State. Kicking coach Richard Wilson also has Magic Classic experience from when he held the same position on former Alabama A&M coach Anthony Jones' staff.



2018 ALABAMA A&M GAME NOTES



HEAD COACH: Connell Maynor

Optimism on “The Hill” for Alabama A&M’s upcoming football season is high.

For good reason, too.

Since Alabama A&M Director of Athletics Bryan Hicks announced Connell Maynor as the Bulldogs’ new football coach in February, the positive momentum for the program has yet to cease.

Maynor quickly assembled a high-quality coaching staff, including several veteran coaches who have enjoyed success at college football’s highest levels. The energy and enthusiasm this group has pumped into the program has created a high sense of confidence for what the future holds for Alabama A&M’s football program.

And the new coaching staff is not the only source of excitement on “The Hill.”

This coaching staff has some talent to work with.

Alabama A&M returns a pair of All-SWAC performers on defense in defensive end Vernon Moland and safety Dylan Hamilton, while running back Jordan Bentley, the 2016 SWAC Freshman of the Year, is now healthy after battling injuries for most of last season.

With a strong group of seasoned veterans returning to the Alabama A&M roster, combined with a talented group of newcomers, Maynor and company have high expectations for the upcoming season.

A new era of Alabama A&M football is under-way.

Connell Maynor is entering his first season at the helm of the Alabama A&M football program, and as this new chapter on “The Hill” begins, the veteran coach is bringing lots of football knowledge and excitement to the job.

Alabama A&M is the third head coaching position in Maynor’s career. In eight seasons, Maynor has amassed a 68-35 overall record and coached in a national title game.

Maynor comes to Alabama A&M after spending the previous four seasons at Hampton, where he posted a 20-25 overall record and a 17-15 mark in the Mid-Eastern Athletic Conference. Last season, Maynor led Hampton to a 6-5 record.

Before making the move to Hampton, Maynor built a Division II football power at Winston-Salem State.





2018 ALABAMA A&M GAME NOTES



HEAD COACH: Connell Maynor

In four seasons at Winston-Salem State, Maynor amassed an impressive 45-6 overall record, and his Rams were nearly perfect in the Central Intercollegiate Athletic Association with a 26-2 mark.

During his tenure at Winston-Salem State, Maynor consistently led the Rams deep into the Division II postseason, including an appearance in the 2012 national championship game.

In his final three seasons at Winston-Salem State, Maynor's Rams were a perfect 21-0 in CIAA play.

In 2010, Maynor led Winston-Salem State to a 13-1 record and an appearance in the Division II playoff semifinals. That season, the Rams posted the best record by an HBCU program.

Maynor's third season at Winston-Salem State was the best in 2012 by any HBCU. With All-American quarterback Kameron Smith, the Rams rolled to an 11-0 regular season record, winning the CIAA title and claiming a top seed in the Division II playoffs.

In the 2012 postseason, Winston-Salem State opened with consecutive wins against Shippensburg, Indiana-PA and West Texas A&M before falling to Valdosta State in the national title game.

Now Maynor is working to duplicate that type of success at Alabama A&M, relying on player development and an aggressive brand of football to establish the Bulldogs as a championship contender.

Maynor's football success is not limited to his time as a coach. He also enjoyed plenty of success as a player, winning six championships during his career.

Maynor started his college football career in 1987 as Winston-Salem State's starting quarterback under former coach William "Bill" Hayes. In his debut season as Winston-Salem State's signal caller, Maynor passed for 1,071 yards while helping guide the Rams to a CIAA title.

The following season, Hayes left Winston-Salem State to take the helm at



North Carolina A&T, and Maynor followed his head coach and mentor. The move was a success. As North Carolina A&T's quarterback, Maynor led the Aggies to the 1991 MEAC championship.

In 1990 and 1991, Maynor was the MEAC Offensive Player of the Year.

Maynor was inducted into the North Carolina A&T Sports Hall of Fame with its 2014 class.

Maynor's playing accolades are not limited to college football. Maynor also enjoyed success as a professional quarterback in the Arena Football League, where he led the Tampa Bay Storm to the 1993 and 1994 Arena Bowl championships, and the Orlando Predators to the 1998 and 2000 Arena Bowl championships.

In 2000, Maynor was named the Are-

na Bowl's Most Valuable Player.

Before Maynor got his first head coaching job at Winston-Salem State, he was a highly-successful assistant coach at Fayetteville State, where he spent 10 seasons as quarterbacks coach and offensive coordinator. During that tenure, he helped Fayetteville State win CIAA championships in 2002, 2003 and 2009.

In addition to his coaching responsibilities at Fayetteville State, Maynor also worked as the offensive coordinator with the Arena Football League's Philadelphia Soul from 2006-2008, helping lead the Soul to the 2008 Arena Bowl championship.

Maynor and his wife, Meryl, have a daughter, Nicole.



2018 ALABAMA A&M GAME NOTES



ALABAMA A&M BULLDOGS: Coaching Staff



**Duane
Taylor**

Offensive
Coordinator/
Receivers



**Mark
DeBastiani**

Defensive
Coordinator/
Linebackers




**Brian
Jenkins**

Special Teams
Coordinator/
Running Backs



**Charles
Huff**

Cornerbacks



**Jason
Mai**

Quarterbacks/
Football
Operations




**Marcus
Lawrence**

Tight Ends




**William
Carr**

Defensive Line/
Recruiting
Coordinator



**Chris
Shelling**

Safeties/
Outside
Linebackers



**Richard
Wilson**

Kickers/
Punters



**Keith
Wagner**

Offensive Line



**Lonnie
Brown**

Strength &
Conditioning
Coach



**Rynel
Butler**

Asst. Strength
& Conditioning
Coach



2018 ALABAMA A&M GAME NOTES



DEPTH CHART

Alabama A&M

OFFENSE

QB

4 Aqeel Glass
9 Dylan Smith

RB

1 Jordan Bentley -or-
26 Trevon Walters

FB

43 Jeron Jones
39 Joseph Burke

H-Back

81 Malachi Olszewski
89 Kendric Johnson

Z-Receiver

8 Octayvious Miles
80 Zabrian Moore

Y-Receiver

6 Brian Jenkins Jr.
88 Jonathan Woods

X-Receiver

21 Marcelles Clash
85 Josh Carlisle

RT

75 Shoyne Reams
79 Robert Samuel

RG

71 Tevoris Butler
66 Antearius Harrington

C

63 Bailey Lenney
61 Dexter Fuqua II

LG

76 Joshua Williams
72 Peter Parrick

LT

58 Anthony Jackson
77 Tyreik Griffin

DEFENSE

DE

47 Zach Oglesby
49 Solomon Hunter

NT

94 DeAngelo Woods
97 Selmar Russell

DE

51 Yurik Bethune
93 Alijah Jordan

Rush

42 Timquavius White
35 Cameron Hicks

Sam

34 Mason Ellis
57 Marcus Cushine

Mike

17 Elijah Timarky
41 Richard Calloway

Will

20 Armoni Holloway
52 Michael Edmonds

Nickel

40 Desmond Fletcher
30 Adrain Portlock

CB

16 Tuwile Wilson
20 Amari Holloway

CB

18 Mike Mills
76 Joshua M. Williams

FS

2 Rhomel Fields
19 Alex Reeves

SS

27 Dylan Hamilton
15 Torron Murray

SPECIAL TEAMS

K 29 Spencer Corey
P 29 Spencer Corey

LS 56 Abram Jones
RS 6 Brian Jenkins Jr. -or-
8 Octayvious Miles

Alabama State

OFFENSE

QB

12 KHA'Darris Davis
7 DJ Pearson

RB

20 Ezra Gray
32 Talesin Farmer -or-
5 Alex Anderson

TE

86 Larry Brown -or-
82 Moses Marshall -or-
85 Phillip Brown

WR

84 Wallace Corker
19 Michael Jefferson

WR

18 Jamir Hannah -or-
88 Nygel Lee

WR

81 Marquez Spencer
87 Ishmail Saleem -or-
9 Josh Knight

LT

75 De'Andre Brown
62 Juwan Callines

LG

71 Leeward Brown
76 John Pierce

C

60 Carl Thompson
78 Jaterrius Gulley

RG

78 Jaterrius Gulley
73 Tracey Jones

RT

58 Tytus Howard
62 Juwan Callines

DEFENSE

DE

57 Devin Santana
49 Ishmael Aurismond -or-
90 Lucky Oyovwi

DT

44 Ricky Haley
96 J'Lan Carson

NG

94 Christian Clark
77 Randall Smith

DE

11 Uvakeious McGhee
90 Lucky Oyovwi -or-
97 Daymon Williams

S/N

3 Dennis Roberts
38 Myles Thomas

Mike

46 Darron Johnson
16 Nicholas Terry

Will

50 Darius King
52 Malik Bridgers

CB

10 Keenan Isaac
27 Aaron Pope

S

24 Joshua Hill
43 Marquis Howard

S

47 Kurron Ramsey
27 Aaron Pope

CB

2 Romelo Webster
37 Miles Williams

SPECIAL TEAMS

K 53 Hunter Hanson
P 35 Anthony Craven
PR 24 Joshual Hill
KR 81 Marquez Spencer

LS 54 Garret Shelton
H 35 Anthony Craven
KR 20 Ezra Gray



2018 ALABAMA A&M GAME NOTES



2018 Alabama A&M Football Roster

#	NAME	POS	CL	HT	WT	HOMETOWN
1	Jordan Bentley	RB	Jr.	6-1	195	Guntersville, Ala.
2	Rhomel Fields	S	Sr.	6-2	205	Chicago, Ill.
3	Nathaniel Dell	WR	Fr.	5-10	160	Daytona Beach, Fla.
4	Aqeel Glass	QB	So.	6-5	215	St. Louis, Mo.
6	Brian Jenkins Jr.	WR	Fr.	5-8	160	Daytona Beach, Fla.
7	Josh Cartwright	QB	Jr.	6-1	205	Miami, Fla.
8	Octayvious Miles	WR	Sr.	5-10	175	Mesquite, Texas
9	Dylan Smith	QB	Jr.	6-3	185	Robertsdale, Ala.
10	Amari Holloway	CB	Jr.	6-2	175	Pinson, Ala.
11	Alvin Bryant	RB	Jr.	5-10	170	Orlando, Fla.
12	Antoine Felton Jr.	CB	Fr.	5-8	160	Woodbridge, Va.
13	Justin Cannon	QB	Fr.	6-2	180	Cottondale, Ala.
14	Randall Rice	QB	Jr.	5-9	180	Chicago, Ill.
15	Torrion Murray	S	So.	6-2	190	Suwanee, Ga.
16	Tuwile Wilson	CB	So.	5-10	170	Snellville, Ga.
17	Elijah Timarky	LB	Sr.	6-1	240	Killeen, Texas
18	Michael Mills	CB	Jr.	5-10	165	Dayton, Ohio
19	Alex Reeves	CB	R-Fr.	6-2	170	Ozark, Ala.
20	Armoni Holloway	LB	Jr.	6-2	175	Pinson, Ala.
21	Marceles Clash	WR	Sr.	6-1	170	Altadena, Calif.
23	Gary Quarles	RB	Fr.	5-6	165	Cottondale, Ala.
24	Caleb Riley	DB	Fr.	5-10	175	Lawrenceville, Ga.
25	Teon Dollard	RB	Fr.	5-11	195	Lake City, Fla.
26	Trevon Walters	RB	Sr.	5-10	200	Bradenton, Fla.
27	Dylan Hamilton	S	Sr.	6-1	170	Powder Springs, Ga.
28	Joshua M. Williams	CB	Jr.	6-0	160	Mobile, Ala.
29	Spencer Corey	K	So.	6-2	165	New Palestine, Ind.
30	Adrain Portlock	CB	Jr.	5-11	190	Mobile, Ala.
32	Amir Berry	LB	Fr.	5-11	215	Snellville, Ga.
33	Tajh Williams	LB	Fr.	6-0	220	Homerville, Ga.
34	Mason Ellis	LB	Jr.	6-4	240	O'Neals, Calif.
35	Cameron Hicks	OLB	Fr.	6-3	225	Vero Beach, Fla.
36	Quantravis Kelly	LB	Jr.	6-1	215	Montgomery, Ala.
37	Harry Crump	S	Fr.	6-1	185	Huntsville, Ala.
38	Clarence Roberts	FB	Fr.	6-0	205	Ozark, Ala.
39	Joseph Burke	RB	Jr.	5-10	210	Prattville, Ala.
40	Desmond Fletcher	S	Sr.	6-1	190	Fayetteville, Ala.
41	Richard Calloway	LB	Fr.	5-11	210	Orlando, Fla.
42	Timquavius White	LB	Sr.	6-1	230	Elberton, Ga.
43	Jeron Jones	FB	Sr.	5-8	200	Phenix City, Ala.
44	Eli Jackson	DL	Fr.	6-1	300	Muskegon, Mich.
45	Denzel Davis	LB	So.	5-10	190	Eutaw, Ala.
46	Justin. St. John	CB	Jr.	5-9	175	Lancaster, Ca.
47	Zackery Oglesby	DE	Sr.	6-4	250	Gadsden, Ala.
48	David Whitehead	S	Sr.	5-11	170	Columbus, Ga.
49	Solomon Hunter	DE	Sr.	6-3	235	Cisco, Texas
50	Jordan Wilson	LB	Sr.	6-0	195	Snellville, Ga.
51	Yurik Bethune	OLB	Sr.	6-4	210	Mobile, Ala.
52	Michael Edmonds	OLB	Fr.	6-3	200	Quitman, Ga.



2018 ALABAMA A&M GAME NOTES



2018 Alabama A&M Football Roster (Cont.)

#	NAME	POS	CL	HT	WT	HOMETOWN
53	Vance Monroe	LB	Fr.	6-2	220	Lakeland, Fla.
54	Vernon Moland	DT	Sr.	5-10	235	Adamsville, Ala.
56	Abram Jones	LS	So.	5-11	225	Huntsville, Ala.
57	Marcus Cushine	LB	Fr.	6-2	225	Wellington, Fla.
58	Anthony Jackson	OL	Jr.	6-4	300	Greensboro, Ala.
59	Tyrese Slaughter	DT	Soph.	6-0	270	Jackson, Tenn.
61	Dexter Fuqua II	OL	R-Fr.	6-2	285	Tanner, Ala.
63	Bailey Lenney	OL	So.	6-3	300	Franklinville, N.J.
66	Antearius Harrington	OL	Fr.	6-5	290	Jamestown, N.C.
71	Tevoris Butler	OL	Jr.	6-2	300	Dothan, Ala.
72	Peter Parrick	OL	Sr.	6-3	320	Petaluma, Calif.
73	Osakwe Ajogbor	OL	Fr.	6-4	375	Atlanta, Ga.
74	De'Shun Walton	OL	Sr.	6-2	240	Tuscaloosa, Ala.
75	Shonye Reams	OL	Jr.	6-5	275	Dothan, Ala.
76	Joshua Williams	OL	Jr.	6-3	285	Mobile, Ala.
77	Tyreik Griffin	OL	Fr.	6-6	290	Fairfield, Ala.
78	Javile Tucker	WR	Jr.	5-9	170	Miami, Fla.
79	Robert Samuel	OL	R-Fr.	6-2	275	Tuscaloosa, Ala.
80	Zabrian Moore	WR	Jr.	6-3	185	Tuscaloosa, Ala.
81	Malachi Olszewski	TE	So.	6-4	235	Hazel Green, Ala.
82	Charles Shepard	WR	Jr.	6-0	190	Mobile, Ala.
83	Ke'Ashe Locklear	WR	R-Fr.	6-1	180	Huntsville, Ala.
84	Taraz Rutledge	WR	Fr.	6-2	190	Birmingham, Ala.
85	David Carlisle	WR	Jr.	6-3	195	New Market, Md.
86	Terrell Gardner	WR	Fr.	5-8	160	Birmingham, Ala.
87	Anthony Howard	TE	R-Fr.	6-3	230	Birmingham, Ala.
88	Jonathan Woods	WR	Jr.	6-2	175	Huntsville, Ala.
89	Kendric Johnson	TE	R-Fr.	6-3	235	New Market, Ala.
90	Dreyvoine Carter	DE	Fr.	6-4	245	Huntsville, Ala.
91	Jevontae Twymon	LB	Jr.	6-1	220	Sylacauga, Ala.
92	Breon Austin	DT	So.	6-3	305	Eufaula, Ala.
93	Alijah Jordan	DT	Jr.	6-1	250	Mobile, Ala.
94	DeAngelo Woods	DT	So.	6-2	320	Adamsville, Tenn.
95	Jacquez Parks	DL	Fr.	6-3	250	Tallahassee, Fla.
96	Jalen McGhee	DL	Fr.	6-1	270	Stockbridge, Ga.
97	Selmar Russell	DT	Jr.	5-10	260	Montgomery, Ala.
98	Da'Vonta Jackson	DL	Fr.	6-2	230	Greensboro, Ala.
99	Alan Rios	K	Jr.	5-8	150	Tanner, Ala.



2018 ALABAMA A&M GAME NOTES



2018 Alabama A&M Alphabetical Roster

##	Name	Pos.	Class	Height	Weight	Hometown
73	Ajabor, Osakwe	OL	Fr.	6-4	375	Atlanta, Ga.
92	Austin, Breon	DT	So.	6-3	305	Eufaula, Ala.
1	Bentley, Jordan	RB	Jr.	6-1	195	Guntersville, Ala.
32	Berry, Amir	LB	Fr.	5-11	215	Snellville, Ga.
51	Bethune, Yurik	OLB	Sr.	6-4	210	Mobile, Ala.
11	Bryant, Alvin	RB	Jr.	5-10	170	Orlando, Fla.
39	Burke, Joseph	RB	Jr.	5-10	210	Prattville, Ala.
71	Butler, Tevoris	OL	Jr.	6-2	300	Dothan, Ala.
41	Calloway, Richard	LB	Fr.	5-10	210	Orlando, Fla.
13	Cannon, Justin	QB	Fr.	6-2	180	Cottondale, Ala.
90	Carter, Dreyvione	DE	Fr.	6-4	245	Huntsville, Ala.
7	Cartwright, Josh	QB	Jr.	6-1	205	Miami, Fla.
21	Clash, Marceles	WR	Sr.	6-1	170	Altadena, Calif.
29	Corey, Spencer	K	So.	6-2	165	New Palestine, Ind.
57	Cushine, Marcus	LB	Fr.	6-2	225	Wellington, Fla.
3	Dell, Nathaniel	WR	Fr.	5-10	160	Daytona Beach, Fla.
25	Dollard, Teon	RB	Fr.	5-11	195	Lake City, Fla.
45	Douglass, Jalon	OLB	Sr.	6-1	200	Houston, Texas
52	Edmonds, Michael	OLB	Fr.	6-3	200	Quitman, Ga.
34	Ellis, Mason	LB	Jr.	6-4	240	O'Neals, Calif.
12	Felton Jr., Antoine	CB	Fr.	5-8	160	Woodbridge, Va.
2	Fields, Rhomel	S	Sr.	6-2	205	Chicago, Ill.
40	Fletcher, Desmond	S	Jr.	6-1	190	Fayetteville, Ala.
61	Fuqua II, Dexter	OL	R-Fr.	6-2	285	Tanner, Ala.
86	Gardner, Terrell	WR	Fr.	5-8	160	Birmingham, Ala.
4	Glass, Aqeel	QB	So.	6-5	215	St. Louis, Mo.
77	Griffin, Tyreik	OL	Fr.	6-6	290	Fairfield, Ala.
27	Hamilton, Dylan	S	Sr.	6-1	170	Powder Springs, Ga.
66	Harrington, Antearius	OL	Fr.	6-5	290	Jamestown, N.C.
35	Hicks, Cameron	OLB	Fr.	6-3	225	Vero Beach, Fla.
10	Holloway, Amari	CB	Jr.	6-2	175	Pinson, Ala.
20	Holloway, Armoni	LB	Jr.	6-2	175	Pinson, Ala.
87	Howard, Anthony	TE	R-Fr.	6-3	230	Birmingham, Ala.
49	Hunter, Solomon	DE	Sr.	6-3	235	Cisco, Texas
58	Jackson, Anthony	OL	Jr.	6-4	300	Greensboro, Ala.
98	Jackson, Da'Vonta	DL	Fr.	6-2	230	Greensboro, Ala.
44	Jackson, Eli	DL	Fr.	6-1	300	Muskegon, Mich.
6	Jenkins Jr., Brian	WR	Fr.	5-8	160	Daytona Beach, Fla.
89	Johnson, Kendric	TE	R-Fr.	6-3	235	New Market, Ala.
56	Jones, Abram	LS	So.	5-11	225	Huntsville, Ala.
43	Jones, Jeron	FB	Sr.	5-8	200	Phenix City, Ala.
93	Jordan, Alijah	DT	Jr.	6-1	250	Mobile, Ala.
36	Kelly, Quantravis	LB	Jr.	6-1	215	Montgomery, Ala.
63	Lenney, Bailey	OL	So.	6-3	300	Franklinville, N.J.
83	Locklear, Ke'Ashes	WR	So.	6-1	180	Huntsville, Ala.
96	McGhee, Jalen	DT	Fr.	6-1	270	Stockbridge, Ga.
8	Miles, Octayvious	WR	Sr.	5-10	175	Mesquite, Texas
18	Mills, Mike	CB	Jr.	5-10	165	Dayton, Ohio



2018 ALABAMA A&M GAME NOTES



2018 Alabama A&M Alphabetical Roster (Cont.)

##	Name	Pos.	Class	Height	Weight	Hometown
54	Moland, Vernon	DT	Sr.	5-10	235	Adamsville, Ala.
53	Monroe, Vance	LB	Fr.	6-2	220	Lakeland, Fla.
80	Moore, Zabrian	WR	So.	6-3	185	Tuscaloosa, Ala.
15	Murray, Torron	S	So.	6-2	190	Suwanee, Ga.
47	Oglesby, Zach	DE	Jr.	6-4	250	Gadsden, Ala.
81	Olshewski, Malachi	TE	So.	6-4	235	Hazel Green, Ala.
95	Parks, Jacquez	DL	Fr.	6-3	250	Tallahassee, Fla.
72	Parrick, Peter	OL	Sr.	6-3	320	Petaluma, Calif.
30	Portlock, Adrian	CB	Jr.	5-11	190	Mobile, Ala.
23	Quarles, Gary	RB	Fr.	5-6	165	Cottondale, Ala.
75	Reams, Shoyne	OL	Jr.	6-5	275	Dothan, Ala.
19	Reeves, Alex	CB	R-Fr.	6-2	170	Ozark, Ala.
14	Rice, Randall	QB	Jr.	5-9	180	Chicago, Ill.
24	Riley, Caleb	DB	Fr.	5-10	175	Lawrenceville, Ga.
99	Rios, Alan	K	Jr.	5-8	150	Tanner, Ala.
38	Roberts, Clarence	FB	Fr.	6-0	205	Ozark, Ala.
97	Russell, Selmar	DT	So.	5-10	260	Montgomery, Ala.
79	Samuel, Robert	OL	R-Fr.	6-2	275	Tuscaloosa, Ala.
82	Shepherd, Charles	WR	Jr.	6-0	190	Mobile, Ala.
59	Slaughter, Tyrese	DT	So.	6-0	270	Jackson, Tenn.
9	Smith, Dylan	QB	Jr.	6-3	185	Robertsdale, Ala.
46	St. John, Justin	CB	Jr.	5-9	175	Lancaster, Calif.
17	Timarky, Elijah	LB	Sr.	5-10	170	Snellville, Ga.
78	Tucker, Javile	LB	Jr.	5-9	170	Miami, Fla.
91	Twymon, Jevontae	LB	Jr.	6-1	220	Sylacauga, Ala.
26	Walters, Trevon	RB	Sr.	5-10	200	Bradenton, Fla.
74	Walton, De'Shun	OL	Sr.	6-2	240	Tuscaloosa, Ala.
42	White, Tim	LB	Sr.	6-1	230	Elberton, Ga.
48	Whitehead, David	S	Sr.	5-11	170	Columbus, Ga.
76	Williams, Joshua	OL	Jr.	6-3	285	Mobile, Ala.
28	Williams, Joshua M.	CB	Jr.	6-0	160	Mobile, Ala.
33	Williams, Tahj	LB	Fr.	6-0	220	Homerville, Ga.
50	Wilson, Jordan	LB	Jr.	6-0	195	Snellville, Ga.
16	Wilson, Tuwile	CB	So.	5-10	170	Snellville, Ga.
94	Woods, Deangelo	DT	So.	6-2	320	Adamsville, Tenn.
88	Woods, Jonathan	WR	So.	6-2	175	Huntsville, Ala.



The Automated ScoreBook Alabama A&M Overall Team Statistics (as of Oct 24, 2018) All games

Team Statistics	AAMU	OPP
SCORING	180	189
Points Per Game	25.7	27.0
Points Off Turnovers	31	31
FIRST DOWNS	128	150
Rushing	42	78
Passing	65	57
Penalty	21	15
RUSHING YARDAGE	922	1491
Yards gained rushing	1128	1668
Yards lost rushing	206	177
Rushing Attempts	221	284
Average Per Rush	4.2	5.2
Average Per Game	131.7	213.0
TDs Rushing	10	15
PASSING YARDAGE	1494	1228
Comp-Att-Int	136-236-4	115-209-8
Average Per Pass	6.3	5.9
Average Per Catch	11.0	10.7
Average Per Game	213.4	175.4
TDs Passing	14	10
TOTAL OFFENSE	2416	2719
Total Plays	457	493
Average Per Play	5.3	5.5
Average Per Game	345.1	388.4
KICK RETURNS: #-Yards	22-423	27-387
PUNT RETURNS: #-Yards	8-80	13-70
INT RETURNS: #-Yards	8-82	4-48
KICK RETURN AVERAGE	19.2	14.3
PUNT RETURN AVERAGE	10.0	5.4
INT RETURN AVERAGE	10.2	12.0
FUMBLES-LOST	11-6	10-3
PENALTIES-Yards	66-644	66-690
Average Per Game	92.0	98.6
PUNTS-Yards	44-1630	41-1581
Average Per Punt	37.0	38.6
Net punt average	35.0	35.1
KICKOFFS-Yards	36-1820	36-2030
Average Per Kick	50.6	56.4
Net kick average	37.0	37.7
TIME OF POSSESSION/Game	29:13	30:47
3RD-DOWN Conversions	30/96	29/90
3rd-Down Pct	31%	32%
4TH-DOWN Conversions	5/13	2/8
4th-Down Pct	38%	25%
SACKS BY-Yards	18-103	16-95
MISC YARDS	0	0
TOUCHDOWNS SCORED	24	25
FIELD GOALS-ATTEMPTS	4-5	4-6
ON-SIDE KICKS	0-1	0-0
RED-ZONE SCORES	(19-22) 86%	(21-24) 88%
RED-ZONE TOUCHDOWNS	(15-22) 68%	(18-24) 75%
PAT-ATTEMPTS	(20-21) 95%	(21-24) 88%
ATTENDANCE	46126	61418
Games/Avg Per Game	3/15375	3/20473
Neutral Site Games		1/20000

Score by Quarters	1st	2nd	3rd	4th	OT	Total
Alabama A&M	55	52	45	28	0	180
Opponents	62	53	57	17	0	189



The Automated ScoreBook
Alabama A&M Overall Individual Statistics (as of Oct 24, 2018)
All games

Rushing	g	att	gain	loss	net	avg	td	lg	avg/g
Trevon Walters	7	54	400	24	376	7.0	4	55	53.7
Jordan Bentley	7	51	286	6	280	5.5	3	49	40.0
Gary Quarles	6	36	149	8	141	3.9	1	22	23.5
Teon Dollard	7	16	62	21	41	2.6	0	18	5.9
O. Miles	6	3	28	0	28	9.3	0	23	4.7
Dylan Smith	4	5	27	2	25	5.0	0	20	6.2
Spencer Corey	7	1	24	0	24	24.0	0	24	3.4
Brian Jenkinsjr	7	4	19	1	18	4.5	1	18	2.6
Terrell Gardner	5	1	9	0	9	9.0	0	9	1.8
C. Roberts	6	4	8	0	8	2.0	0	3	1.3
A. Felton Jr	6	1	7	0	7	7.0	0	7	1.2
Josh Cartwright	2	5	14	7	7	1.4	0	7	3.5
Nathaniel Dell	3	1	2	0	2	2.0	0	2	0.7
TEAM	4	2	0	5	-5	-2.5	0	0	-1.2
Amari Holloway	7	1	0	13	-13	-13.	0	0	-1.9
Aqeel Glass	7	36	93	119	-26	-0.7	1	26	-3.7
Total	7	221	1128	206	922	4.2	10	55	131.7
Opponents	7	284	1668	177	1491	5.2	15	92	213.0

Passing	g	effic	comp	att	in	pct	yds	td	lg	avg/g
Aqeel Glass	7	122.37	130	227	4	57.3	1383	12	54	197.6
Dylan Smith	4	270.11	5	7	0	71.4	87	2	37	21.8
Josh Cartwright	2	150.80	1	2	0	50.0	24	0	24	12.0
Total	7	126.99	136	236	4	57.6	1494	14	54	213.4
Opponents	7	112.51	115	209	8	55.0	1228	10	61	175.4

Receiving	g	no.	yds	avg	td	lg	avg/g
Brian Jenkinsjr	7	32	362	11.3	2	33	51.7
Marceles Clash	7	19	212	11.2	3	44	30.3
Zabrian Moore	7	15	179	11.9	1	27	25.6
Kendric Johnson	7	15	139	9.3	2	36	19.9
O. Miles	6	14	129	9.2	1	34	21.5
Isaiah Baily	3	10	89	8.9	2	18	29.7
Terrell Gardner	5	7	117	16.7	1	37	23.4
Jordan Bentley	7	7	76	10.9	1	26	10.9
Gary Quarles	6	6	35	5.8	0	32	5.8
Nathaniel Dell	3	4	95	23.8	0	54	31.7
Trevon Walters	7	4	31	7.8	0	24	4.4
Teon Dollard	7	1	19	19.0	0	19	2.7
David Carlisle	2	1	7	7.0	0	7	3.5
Jeron Jones	7	1	4	4.0	1	4	0.6
Total	7	136	1494	11.0	14	54	213.4
Opponents	7	115	1228	10.7	10	61	175.4

Punt Returns	no.	yds	avg	td	lg
Brian Jenkinsjr	8	80	10.0	0	31
Total	8	80	10.0	0	31
Opponents	13	70	5.4	0	17

Interceptions	no.	yds	avg	td	lg
Amari Holloway	2	9	4.5	0	9
Amir Berry	1	7	7.0	0	7
J. Williams	1	0	0.0	0	0
Armoni Holloway	1	17	17.0	0	17
D. Fletcher	1	0	0.0	0	0
Torrion Murray	1	18	18.0	0	18
Rhomel Fields	1	31	31.0	0	31
Total	8	82	10.2	0	31
Opponents	4	48	12.0	0	48

Kick Returns	no.	yds	avg	td	lg
Brian Jenkinsjr	14	259	18.5	0	28
Gary Quarles	6	164	27.3	0	36
Nathaniel Dell	1	-17	-17.	0	0
O. Miles	1	17	17.0	0	17
Total	22	423	19.2	0	36
Opponents	27	387	14.3	0	42

Fumble Returns	no.	yds	avg	td	lg
Total	0	0	0.0	0	0
Opponents	2	27	13.5	0	27



The Automated ScoreBook
Alabama A&M Overall Defensive Statistics (as of Oct 24, 2018)
All games

#	Defensive Leaders	gp	Tackles				Sacks	Pass defense			Fumbles		blkd	
			ua	a	tot	tfl/yds		int-yds	brup	qbh	rcv-yds	ff	kick	saf
20	Armoni Holloway	7	28	35	63	5.0-25	2.0-19	1-17	4	.	1-0	.	.	.
27	Dylan Hamilton	7	25	26	51	3.0-7	.	.	2	1
17	Elijah Timarky	7	24	22	46	1	.	1	.	.
2	Rhomel Fields	7	15	18	33	1.0-0	.	1-31	3
51	Yurik Bethune	7	13	17	30	7.5-25	3.0-20	.	.	3
28	J. Williams	7	16	7	23	.	.	1-0	4
49	Solomon Hunter	7	7	15	22	3.0-3	.	.	.	1	1-0	.	.	.
52	Michael Edmunds	7	9	12	21	1.0-2
44	Eli Jackson	7	10	11	21	4.5-19	2.5-17	.	.	.	1-0	.	.	.
10	Amari Holloway	7	10	10	20	1.5-2	.	2-9	4
42	T. White	7	11	9	20	5.0-15	2.0-6	.	.	1
16	Tuwile Wilson	7	10	9	19	1.0-6	.	.	2
40	D. Fletcher	7	13	5	18	3.0-5	1.0-1	1-0	6	1	.	1	.	.
34	Mason Ellis	7	8	7	15	3.5-18	2.0-15
18	Michael Mills	7	9	4	13	.	.	.	2
93	Alijah Jordan	7	9	3	12	2.0-8	1.0-6	1	.	.
47	Zackery Oglesby	7	4	7	11	2.5-16	2.0-13	.	.	2
94	DeAngelo Woods	6	3	7	10	0.5-1	0.5-1
33	Tajh Williams	6	6	3	9
30	Adrain Portlock	6	6	2	8	2.0-5
15	Torron Murray	3	3	5	8	.	1.0-0	1-18	1
59	T. Slaughter	4	3	3	6	2.0-3	0.5-1
45	Jalon Douglass	3	5	1	6
97	Selmar Russell	5	2	3	5	1	.	.
19	Alex Reeves	6	1	3	4	.	.	.	1
12	A. Felton Jr	6	3	1	4	1	.	.
35	Cameron Hicks	3	3	1	4	1
24	Caleb Riley	7	3	1	4	.	.	.	1
38	C. Roberts	6	4	.	4
45	Denzel Davis	4	2	1	3
92	Breon Austin	6	2	1	3	1.5-1	.	.	.	1
57	Marcus Cushine	6	1	2	3
54	Vernon Moland	5	2	.	2	1.0-3
26	Trevon Walters	7	2	.	2	1.0-1
48	David Whitehead	5	1	.	1
56	Abram Jones	7	1	.	1
39	Joseph Burke	3	.	1	1	0.5-1	0.5-1
75	Shonye Reams	7	1	.	1
41	R. Calloway	1	1	.	1	1.0-1
25	Teon Dollard	7	1	.	1
86	Terrell Gardner	5	1	.	1
8	O. Miles	6	1	.	1
4	Aqeel Glass	7	1	.	1
32	Amir Berry	2	1-7	.	1
Total		7	280	252	532	53-167	18-103	8-82	30	13	3-0	5	.	.
Opponents		7	261	160	421	47-186	16-95	4-48	29	7	6-27	8	2	1

2018 SEASON



The Automated ScoreBook Alabama A&M Team Game-by-Game (as of Oct 24, 2018) All games

TEAM STATISTICS

		Rushing				Receiving				Passing				Kick Returns				Punt Returns				tot		
Date	Opponent	no.	yds	td	lg	no.	yds	td	lg	cmp	att	int	yds	td	lg	no.	yds	td	lg	no.	yds	td	lg	off
Sep 01	MILES COLLEGE	36	197	2	26	13	222	3	44	13	22	1	222	3	44	1	-17	0	0	0	0	0	0	419
Sep 04	NORTH ALABAMA	29	121	0	20	24	216	2	32	24	40	1	216	2	32	3	59	0	25	2	1	0	3	337
09/15/18	at Cincinnati	25	48	0	10	12	134	1	33	12	28	0	134	1	33	2	37	0	28	0	0	0	0	182
Sep 22	vs SUBR	33	170	2	49	17	210	2	36	17	29	0	210	2	36	3	66	0	27	1	15	0	15	380
Sep 29	at Jackson State	44	108	3	24	25	244	0	25	25	42	1	244	0	25	4	88	0	26	2	9	0	6	352
Oct 06	at Texas Southern	27	226	3	55	22	215	3	33	22	36	1	215	3	33	3	58	0	28	2	24	0	13	441
Oct 13	ALCN	27	52	0	42	23	253	3	54	23	39	0	253	3	54	6	132	0	36	1	31	0	31	305
		221	922	10	55	136	1494	14	54	136	236	4	1494	14	54	22	423	0	36	8	80	0	31	2416
Opponents		284	1491	15	92	115	1228	10	61	115	209	8	1228	10	61	27	387	0	42	13	70	0	17	2719

Games: 7 • Avg/rush: 4.2 • Avg/catch: 11.0 • Pass effic: 126.99 • KR avg: 19.2 • PR avg: 10.0 • All purpose avg/game: 428.7 • Total offense

		Tackles				Sacks	Fumble	Pass Defense			blkd	PAT Attempts			off			
Date	Opponent	ua	a	total	tfl-yds	no-yds	ff	fr-yds	int-yds	qbh	brup	kick	kick	rush	rcv	saf	t/o	pts
Sep 0	MILES COLLEGE	56	35	91	20.0-45	3.0-26	0	0-0	0-0	8	7	0	4-5	0	0	0	0	37
Sep 0	NORTH ALABAMA	33	32	65	3.0-15	2.0-13	1	0-0	1-17	1	3	0	2-2	0	0	0	3	20
09/15/	at Cincinnati	45	56	101	5.0-24	2.0-18	2	0-0	1-18	1	0	0	1-1	0	0	0	0	7
Sep 2	vs SUBR	47	35	82	6.0-15	3.0-7	2	2-0	2-40	2	6	0	3-3	0	0	0	14	27
Sep 2	at Jackson State	27	34	61	5.0-15	2.0-11	0	1-0	2-7	0	4	0	3-3	0	0	0	7	21
Oct 06	at Texas Southern	27	40	67	7.0-27	4.0-15	0	0-0	2-0	1	8	0	6-6	0	0	0	7	42
Oct 13	ALCN	45	20	65	7.0-26	2.0-10	0	0-0	0-0	0	2	0	1-1	0	2	0	0	26
		280	252	532	53.0-167	18.0-100	5	3-0	8-82	13	30	0	20-21	0	2	0	31	180
Opponents		261	160	421	47.0-186	15.0-92	8	6-27	4-48	7	29	2	21-24	1	0	1	31	187

		Punting										Field Goals			Kickoffs				
Date	Opponent	no.	yds	avg	long	blkd	tb	fc	50+	i20	md-att	long	blkd	no.	yds	avg	tb	ob	
Sep 0	MILES COLLEGE	4	159	39.8	52	0	0	1	1	3	1-1	28	0	7	352	50.3	1	0	
Sep 0	NORTH ALABAMA	4	139	34.8	45	0	0	0	0	1	2-2	25	0	5	294	58.8	0	1	
09/15/	at Cincinnati	10	408	40.8	50	0	0	3	2	0	0-0	0	0	2	98	49.0	0	0	
Sep 2	vs SUBR	6	229	38.2	54	0	1	2	1	1	0-0	0	0	5	277	55.4	2	1	
Sep 2	at Jackson State	8	290	36.2	59	1	0	0	1	3	0-0	0	0	4	170	42.5	0	0	
Oct 06	at Texas Southern	5	181	36.2	51	0	0	1	1	2	0-1	0	0	7	328	46.9	0	0	
Oct 13	ALCN	7	224	32.0	60	1	0	0	1	0	1-1	44	0	6	301	50.2	1	0	
		44	1630	37.0	60	2	1	7	7	10	4-5	44	0	36	1820	50.6	4	2	
Opponents		41	1581	38.6	69	0	3	10	5	15	4-6	39	1	36	2030	56.4	10	2	

2018 SEASON



The Automated ScoreBook Alabama A&M Opponent Game-by-Game (as of Oct 24, 2018) All games

OPPONENT STATISTICS

		Rushing				Receiving				Passing				Kick Returns				Punt Returns				tot		
Date	Opponent	no.	yds	td	lg	no.	yds	td	lg	cmp	att	int	yds	td	lg	no.	yds	td	lg	no.	yds	td	lg	off
Sep 01	MILES COLLEGE	36	80	0	22	5	35	0	9	5	19	0	35	0	9	6	73	0	25	2	-1	0	0	115
Sep 04	NORTH ALABAMA	37	164	1	26	14	152	2	30	14	22	1	152	2	30	4	84	0	42	0	0	0	0	316
09/15/18	at Cincinnati	55	409	6	32	21	332	3	61	21	26	1	332	3	61	2	24	0	15	3	6	0	6	741
Sep 22	vs SUBR	52	233	2	25	24	204	2	22	24	38	2	204	2	22	2	39	0	27	2	13	0	11	437
Sep 29	at Jackson State	28	119	2	26	14	123	0	40	14	31	2	123	0	40	4	45	0	25	4	38	0	17	242
Oct 06	at Texas Southern	26	145	1	64	21	222	2	26	21	46	2	222	2	26	4	51	0	18	0	0	0	0	367
Oct 13	ALCN	50	341	3	92	16	160	1	52	16	27	0	160	1	52	5	71	0	21	2	14	0	7	501
		284	1491	15	92	115	1228	10	61	115	209	8	1228	10	61	27	387	0	42	13	70	0	17	2719
Alabama A&M		221	922	10	55	136	1494	14	54	136	236	4	1494	14	54	22	423	0	36	8	80	0	31	2416

Games: 7 • Avg/rush: 5.2 • Avg/catch: 10.7 • Pass effic: 112.51 • KR avg: 14.3 • PR avg: 5.4 • All purpose avg/game: 460.6 • Total offense

		Tackles				Sacks	Fumble	Pass Defense			blkd	PAT Attempts				off		
Date	Opponent	ua	a	total	tfl-yds	no-yds	ff	fr-yds	int-yds	qbh	brup	kick	kick	rush	rcv	saf	t/o	pts
Sep 0	MILES COLLEGE	31	14	45	5.0-12	1.0-3	0	0-0	1-0	0	4	0	0-0	0	0	0	0	0
Sep 0	NORTH ALABAMA	43	24	67	8.0-25	3.0-15	2	1-0	1-48	2	5	0	2-2	1	0	0	7	25
09/15/	at Cincinnati	22	28	50	4.0-25	2.0-20	1	1-27	0-0	2	3	0	9-9	0	0	0	7	63
Sep 2	vs SUBR	41	20	61	6.0-13	1.0-5	1	1-0	0-0	1	3	0	3-4	0	0	1	7	29
Sep 2	at Jackson State	51	32	83	6.0-29	0.0-0	2	1-0	1-0	2	0	1	1-2	0	0	0	7	16
Oct 06	at Texas Southern	35	24	59	3.0-12	1.0-9	0	0-0	1-0	0	7	0	3-3	0	0	0	0	21
Oct 13	ALCN	38	18	56	15.0-70	8.0-40	2	2-0	0-0	0	7	1	3-4	0	0	0	3	33
		261	160	421	47.0-186	15.0-92	8	6-27	4-48	7	29	2	21-24	1	0	1	31	187
Alabama A&M		280	252	532	53.0-167	18.0-100	5	3-0	8-82	13	30	0	20-21	0	2	0	31	180

		Punting										Field Goals			Kickoffs				
Date	Opponent	no.	yds	avg	long	blkd	tb	fc	50+	i20	md-att	long	blkd	no.	yds	avg	tb	ob	
Sep 0	MILES COLLEGE	10	380	38.0	59	0	0	2	2	2	0-1	0	0	1	-35	-35.0	0	0	
Sep 0	NORTH ALABAMA	5	188	37.6	45	0	1	2	0	2	1-1	24	0	5	303	60.6	1	1	
09/15/	at Cincinnati	2	95	47.5	57	0	1	0	1	1	0-0	0	0	10	619	61.9	7	0	
Sep 2	vs SUBR	4	167	41.8	49	0	1	1	0	2	0-1	0	1	5	319	63.8	2	0	
Sep 2	at Jackson State	7	277	39.6	69	0	0	0	2	1	1-1	27	0	4	237	59.2	0	0	
Oct 06	at Texas Southern	5	206	41.2	48	0	0	2	0	2	0-0	0	0	4	207	51.8	0	1	
Oct 13	ALCN	8	268	33.5	40	0	0	3	0	5	2-2	39	0	7	380	54.3	0	0	
		41	1581	38.6	69	0	3	10	5	15	4-6	39	1	36	2030	56.4	10	2	
	Alabama A&M	44	1630	37.0	60	2	1	7	7	10	4-5	44	0	36	1820	50.6	4	2	