



GAME NOTES

BAMASTATESPORTS.COM • @BAMASTATESPORTS • #STATEOFMIND

2018 'BAMA STATE SCHEDULE & RESULTS

(2-4 OVERALL / 1-1 SWAC / 1-0 HOME / 1-4 AWAY / 0-0 NEUTRAL)

Sept. 1	Tuskegee	W, 26-20
Sept. 8	at Auburn	L, 9-63
Sept. 15	at Kennesaw State	L, 13-62
Sept. 22	at Grambling State*	L, 0-34
Oct. 6	at Alcorn State*	W, 28-25
Oct. 13	at South Alabama	L, 7-45
Oct. 27	vs. Alabama A&M*	2:30 pm
Nov. 3	Texas Southern*	2 pm
Nov. 10	Jackson State*	2 pm
Nov. 17	at Prairie View A&M*	1 pm
Nov. 22	Mississippi Valley State*	2 pm

Home games are in **bold**.

* - Southwestern Athletic Conference (SWAC) games

2018 ALABAMA A&M SCHEDULE & RESULTS

(1-5 OVERALL / 1-2 SUN BELT / 1-1 HOME / 0-4 AWAY / 0-0 NEUTRAL)

Sept. 1	Miles	W, 37-0
Sept. 8	North Alabama	L, 20-25
Sept. 15	at Cincinnati	L, 7-63
Sept. 22	vs. Southern*	L, 27-29
Sept. 29	at Jackson State*	W, 21-16
Oct. 6	at Texas Southern*	W, 42-21
Oct. 13	Alcorn State*	L, 26-35
Oct. 27	vs. Alabama State*	2:30 pm
Nov. 3	at UAPB*	2:30 pm
Nov. 10	Grambling State*	2 pm
Nov. 17	at Mississippi Valley State*	1 pm

Home games are in **bold**.

* - Southwestern Athletic Conference (SWAC) games

RANKINGS - Alabama State is not ranked in either of the FCS polls released this week, while they received votes in the poll three weeks ago. Alabama A&M is not ranked in either of the FCS polls released this week

NEXT GAME - Alabama State returns home for the first time since the season opener, facing Texas Southern November 3 with a 2 pm kickoff. The Hornets will play three of their final four games at home. Alabama A&M hits the road next week to face Arkansas-Pine Bluff, and will play two of their final three games on the road this season.

GAME Alabama State vs. Alabama A&M

7

Game 7
Birmingham, Ala. (Legion Field - 71,594)
Saturday, October 27, 2018 (2:30 p.m.)

ON THE AIR

WATCH

ESPN 3 Live on ESPN3 or with the WatchESPN app

LISTEN

HORNET SPORTS NETWORK
Available on the following stations - WVAS 90.7 FM, Yo! 100.5 FM, WKXN 95.7 FM, WKXX 96.7 FM, WKXN 102.7 FM, Big KD 94.1 FM, WZKD-AM 95.0

SIRIUS-XM RADIO
HSRN / HBCU Football

EXTRA POINT

- Alabama State and Alabama A&M will meet for the 77th time in the Magic City Classic, but will meet for 80th time overall. The Bulldogs have won 40 games in the series this season.
- Alabama State has split their first two games of the conference this season, winning on the road against Alcorn State and losing to Grambling State.
- The Hornets have five games remaining on the schedule, with three of those game being at home - two of those are East Division games.
- Alabama State will be playing their sixth consecutive game away from home this season. The Hornets last played at home on opening weekend against Tuskegee.
- Today's game will be the fifth time that Alabama State will have appeared on the ESPN family of networks this season, playing on the network against Auburn, Kennesaw State, Grambling State and South Alabama.
- Alabama State has played in six overtime periods this season. The team played one against Tuskegee and then five against Alcorn State (on the road) - which tied them for the third longest game in FCS football history.

Statistical Showdown



13.8	POINTS per game	25.7
86	FIRST Downs	128
590	RUSHING Yardage	922
98.3	RUSHING YARDS Per Game	131.7
989	PASSING Yardage	1494
164.83	PASSING YARDS Per Game	213.43
1579	TOTAL Offense	2416
263.2	TOTAL OFFENSE Per Game	345.1
10-4	FUMBLES - LOST	11-6
29:42	TIME OF Possession	29:13
22.92	3rd DOWN Percentage	31.25
33.3	4th DOWN Percentage	38.46
8-12	RED ZONE Scores	19-22

BY THE NUMBERS

5

Alabama State played five overtimes against Alcorn State on the road back on October 6, tying them for the third longest game in FCS history. The team has played six total overtimes this season - one against Tuskegee.

6

Alabama State has had six different players named a Southwestern Athletic Conference (SWAC) award winner in the first seven weeks of the season after Anthony Craven was named the Specialist Player of the Week for his performance against South Alabama.

74

The average number (73.67) of yards of three three touchdown receptions by Tyrek Allen this season. The junior caught a 68-yard touchdown against Tuskegee, 78 against Kennesaw State and then 75 against South Alabama last weekend.

81

Today's meeting will be the 81st meeting overall against Alabama A&M University, but will be the 77th meeting between the two schools in the Magic City Classic.

NEXT GAME



vs. Texas Southern (November 3, 2018)

Montgomery, Ala. | ASU Stadium | Hornet Sports Network | 2:00 pm



MEDIA INFORMATION

MEDIA INFORMATION

Interviews

All interview requests for football head coach **Donald Hill-Eley** and any Alabama State assistant coaches and players **MUST** be coordinated through the Athletic Strategic Communications Office.

Players are available for interviews, either in person or on the phone, or before or after practice depending on their class and meeting schedules.

In order to have time to arrange for player interviews, please provide 48 hours notice to the Athletic Strategic Communications Office. Player interviews may be conducted at the Houston Markham Football Complex or in the Athletic Strategic Communications Office. The Alabama State training rooms, locker rooms, weight room and meeting room areas are off-limits to the media. Your cooperation is appreciated.

For telephone interviews, the student-athlete will be provided with the number and will make the call at a mutually-agreed upon time. Phone numbers of student-athletes will NOT be made available to the media. For interviews with head football soccer coach **Donald Hill-Eley** and/or Alabama State assistant coaches, please contact **Travis Jarome** in the Athletic Strategic Communications Office.

Practice Coverage

In general, Alabama State practices, held at the Houston Markham Complex, are open to the local media and the public.

Website

Updated statistics, game recaps, game notes, player and coaches' bios, newspaper articles, as well as historical, broadcast and ticket information, can be found on the Alabama State Official Athletics Website at www.bamastatesports.com. Media are encouraged to check the website regularly for the latest Hornets athletics news.

Accessing Information

Members of the media can obtain the latest news, game releases, rosters and season and single game statistics from Alabama State in several ways. All this information and more is regularly updated and posted in a PDF format on the official athletics website, www.bamastatesports.com. In addition, information can be sent via e-mail or fax on a daily or weekly basis. Simply contact **Travis Jarome** to request to be added to the football e-mail distribution list.

Credential Requests

All requests for media, radio, television, photography and scouting for the 2018 Alabama State Football season, or for any individual game, should be made IN WRITING, on company letterhead or via e-mail, (company name in address), to **Travis Jarome**. Requests should be made at least one week prior to the game. In general, individual game credentials will not be mailed but can be picked up in the Athletic Strategic Communications Office the week of the game, or at the ASU Stadium.

Press Row Services

A media workroom is located on the pressbox level of ASU Stadium. Game notes, rosters, programs and other information will be available in this room prior to games. Half-time and post-game statistics will be delivered to press row as soon as possible. Complete post-game box scores will be available approximately 20 minutes after the game.

Weekly Press Opportunity

Alabama State head coach **Donald Hill-Eley** and selected players will meet with the media each Wednesday at 11 a.m. during the season. Requests for specific players should be made to the Athletics Strategic Communications Office on Sunday afternoon prior to the press opportunity.

The weekly head football coaches teleconference for the SWAC runs each Monday beginning August 27. Eley will be on call from 10:15 am to 10:25 am.

WEEKLY SCHEDULE

SUNDAY	MONDAY	TUESDAY	WEDNESDAY	THURSDAY	FRIDAY	SATURDAY
<i>Church</i> 11 am	<i>Practice</i> OFF	<i>Practice</i> 2:00 pm	<i>Presser</i> 11:00 am	<i>Practice</i> 2:00 pm	<i>Availability</i> None	<i>Game #7</i> vs. Alabama A&M 2:30 pm
<i>Practice</i> OFF	<i>SWAC Call</i> 10:00 am <i>Coach's Show</i> 6:00 pm	<i>Availability</i> Post Practice (Eley and players)	<i>Practice</i> 2:00 pm <i>Availability</i> None due to press conference in Birmingham	<i>Availability</i> Post Practice (Players / coordinators)		<i>Availability</i> Post Game

SWAC TELECONFERENCE

The weekly head football coaches teleconference for the Southwestern Athletic Conference (SWAC) will begin Monday, August 27 and will continue through November 19.

Each teleconference call will start at 10:00 am until approximately noon central time. Each coach is scheduled to be available for 8-10 minutes each week for questions.

Media representatives who wish to participate should consult the conference weekly release or the SWAC Communications Office for details. A recording of each teleconference call will be available by the end of the business day Mondays on SWAC.org under the Football sports page under the subhead "Media Teleconference Recordings."

Media members and coaches who are not asking or answering questions at the time should mute their phone line by pressing "4*" to avoid background noises and other distractions on the call.

Dates for 2018 Teleconferences

August 27 • September 3 • September 10 • September 17 •
September 24 • October 1 • October 8 • October 15 •
October 22 • October 29 • November 5 • November 12 •
November 19

SWAC Head Football Coaches Weekly Schedule

10:00 a.m. - 10:05 a.m. SWAC News and Notes
 10:05 a.m. - 10:15 a.m. Connell Maynor • Alabama A&M
 10:15 a.m. - 10:25 a.m. Donald Hill-Eley • Alabama State
 10:25 a.m. - 10:35 a.m. Fred McNair • Alcorn State
 10:35 a.m. - 10:45 a.m. Cedric Thomas • UAPB
 10:45 a.m. - 10:55 a.m. Broderick Fobbs • Grambling State
 10:55 a.m. - 11:05 a.m. Tony Hughes • Jackson State
 11:05 a.m. - 11:15 a.m. Vincent Dancy • MVSU
 11:15 a.m. - 11:25 a.m. Eric Dooley • Prairie View A&M
 11:25 a.m. - 11:35 a.m. Dawson Odums • Southern
 11:35 a.m. - 11:45 a.m. Michael Haywood • Texas Southern

WEEKLY PRESS CONFERENCE

Alabama State head football coach **Donald Hill-Eley** will hold his weekly press conference each Wednesday morning at 11 am inside ASU Stadium. The press conference will take place in the Media Room located in the tunnel directly behind the East End Zone.

The press conference normally will last 30-45 minutes each Wednesday and will begin with an opening statement from the head coach.

The weekly press conference will be open to the media only, not to the general public. A transcription of the press conference will be posted on BamaStateSports.com later in the day, along with an archived stream of the press conference.

For media attending the press conference, please contact **Travis Jarome** with any questions that may arise. If the date and time change, all media will be notified.

WEEKLY COACHES SHOW

Alabama State head football coach **Donald Hill-Eley** will hold his weekly Coaches Show each Monday from 6:00 pm until 7:00 pm, and the show can be heard across several different platforms.

The show will be carried live on WKXN 95.7 FM, WKXK 96.7 FM, WKXN 10.2 FM, Big KD 94.1 FM, WZKD-AM 950 and via the Hornets Sports Network on BamaStateSports.com.

The show will be hosted weekly by **Jonathan Spells**, and will feature other coaches outside the sport of football during the one-hour time slot.





FOOTBALL GAME NOTES

UNIVERSITY INFORMATION

QUICK FACTS	
Location	Montgomery, Ala.
Founded	1867
Enrollment	5,627
Nickname	Hornets
Colors	Black and Old Gold
Conference	Southwestern Athletic (SWAC)
Affiliation	NCAA Division I
President	Dr. Quinton T. Ross, Jr.
Athletic Director	Jennifer Lynne Williams (interim)
Senior Associate Athletic Director	Terrance Jones
FAR	Dr. Sara Kiser
Athletic Department Phone	(334) 229-4507
Website	BamaStateSports.com

ATHLETIC STRATEGIC COMMUNICATIONS	
Director / Primary Contact	Travis Jarome
Office	(334) 832-2632
Voicemail	(334) 229-5211
Cell	(334) 294-1475
Email	tjarome@alasu.edu
Communications Intern	John Phillips
Email	jphillips@alasu.edu

COACHING STAFF	
Head Coach	Donald Hill-Eley
Alma Mater	Virginia Union (1991)
Record at Alabama State	5-1 (interim)
Overall Record	64-77 (12 seasons)
Defensive Coordinator	Osita Alaribe
Offensive Coordinator	Mark Orlando
Special Teams / Running Backs	Roderick Plummer
Cornerbacks	Amp Campbell
Linebackers	Leandre Creamer
Quarterbacks	Trey Dunbar
Offensive Line	Justin Keown
Outside Receivers	Chad Lucas
Safeties	Travis Pearson
Inside Receivers	Jaquon Robinson

SUPPORT STAFF	
Quality Control / Offensive Line	Jon Harrelson
Quality Control / Defense	Gary Howard
Quality Control / Quarterbacks	Tarvaris Jackson
Quality Control / Player Development	Sam Lazarus
Quality Control / Linebackers	Bre'hard Williams
Flexibility	Michael Medcalf
Speed and Velocity	Charles Ryan
HS Relations / Recruiting Coordinator	Billy Gresham
Director of Operations	Desmond Robinson
Video Coordinator	Lewis Goodley II
Director of Sports Medicine	LaTanja Batiste
Strength and Conditioning	Medgar Harrison
Strength and Conditioning	Shannon Jackson
Front Office Administrator	Gayla Bailey

TEAM INFORMATION	
2017 Record	5-6 (.455)
Conference Record	4-3 (.571)
Conference Finish	2nd / East Division
Postseason	none
Final National Ranking	NR / NR
Starters Returning / Lost	15 / 7
Letterwinners Returning / Lost	61 / 24
All-Time Record	493-470-41 (.512)
First Year of Football	1901 (117 seasons)
Conference Championships	2 (1991, 2004)

HORNETS PICKED TO FINISH SECOND, SIX NAMED ALL-SWAC

Alabama State was picked to finish second in the Southwestern Athletic Conference (SWAC) East Division, as voted on by the league's head coaches and sports information directors, at the annual SWAC Media Days.

Alabama State, who finished second in the division last season, was picked to finish there with 72 points as they were picked by defending divisional champion Alcorn State (95 points). They were picked to finish ahead of Jackson State (55 points), Alabama A&M (51 points) and Mississippi Valley State (27 points). Defending conference champion, Grambling State (96 points) was picked to win the West Division ahead of Southern (78 points) and Prairie View A&M (65 points). Texas Southern (31 points) and UAPB (30 points) were picked fourth and fifth respectively.

The Hornets also had six players named Preseason All-Conference, all second team selections, as 49 players were chosen conference wide by the coaches and communication professionals. Grambling State finished with 15 overall selections (10 first team), while Alcorn State had 11 and Prairie View A&M finished with seven.

The six selected were all second team selections: Tytus Howard (offensive line), Darryl Pearson, Jr. (quarterback), Jeffrey Hill (defensive back), Christian Clark (defensive line), Darron Johnson (linebacker) and George Golden (return specialist).

THOMPSON NOMINATED FOR GOOD HANDS AWARD

Alabama State senior offensive lineman Carl Thompson has been named one of 169 nominees across each division of college football for the 2018 Allstate AFCA Good Works Team®, the only nominee from the Southwestern Athletic Conference (SWAC).

Across America, many college football players receive praise for their superior performance on the field. Today, however, only a select group of those student-athletes have the honor of being commended for their distinguished accomplishments off the field when Allstate Insurance Company and the American Football Coaches Association (AFCA) announce 169 nominees for the 2018 Allstate AFCA Good Works Team®.

The Allstate AFCA Good Works Team® has been one of the most esteemed honors in college football for more than 25 years. The student-athletes who are nominated for this award not only demonstrate a unique dedication to community service and desire to make a positive impact on the lives around them, but they also show tremendous perseverance as well as the ability to overcome personal struggles and come out victorious against all odds.

RENAKER NOMINATED FOR CAMPBELL AWARD

Alabama State senior long snapper Dylan Renaker has been named the school's nominee for the prestigious William V. Campbell Trophy®, awarded by the National Football Foundation (NFF).

This fall, the NFF will select its 60th Anniversary National Scholar-Athlete Class from among all divisions of college foot-

ball. Each class member will receive an \$18,000 postgraduate scholarship and will also be named a finalist for the prestigious William V. Campbell Trophy®, awarded to the nation's top scholar-athlete. The winner of the Campbell Trophy®, which is housed at the New York Athletic Club (NYAC), will receive a total scholarship of \$25,000.

SEVEN NAMED PHIL STEELE PRESEASON ALL-CONFERENCE

With the season opener less than three weeks away, Alabama State had seven players named to the 2018 Phil Steele All-SWAC team announced by the publication. The Hornets had a pair of players on offense, three on defense, as well as a specialist, named to one of the three teams this month led by senior offensive lineman Tytus Howard. Other players named to the preseason team include Marquez Spencer (return specialist), Dylan Renaker (long snapper), Darron Johnson (linebacker), Malik Bridgers (linebacker), Jeffrey Hill (defensive back) and Darryl Pearson, Jr. (quarterback).

ALABAMA STATE AND HBCU GAMEDAY TO TEAM UP

The Alabama State University Department of Intercollegiate Athletics and HBCU Gameday have announced a partnership that will allow for the network to air all four home football games in the 2018 season.

The two initially teamed up to air the Black & Gold spring game in April, the first of its kind for HBCU football. HBCU Gameday is available on Amazon Fire TV and on Facebook.

Anyone with an Amazon Fire TV streaming device or Amazon Smart TV can download the app absolutely free from the App Store. The app contains video content produced exclusively by HBCU Gameday and its contributors. The HBCU Gameday app for Fire TV will give viewers the benefit of watching content on their televisions through the streaming device.

HOWARD NAMED TO A PAIR OF WATCH LISTS

Alabama State senior offensive lineman Tytus Howard has been named to a pair of Watch Lists entering the season. The senior, who was named preseason All-Conference by the Southwestern Athletic Conference (SWAC) coaches and sports information directors, played and started all 11 games at tackle. He led the team in pancakes, allowed just one sack, and Helped team win five of their last six games of the season. He was also named Preseason All-Conference by Phil Steele.

Howard was named to the D1-FCS Senior Preseason All-American Watch List by the Selection Committee in August, and was named to 2019 Senior Bowl Watch List just last week.

ALABAMA STATE HOLDS HBCU COACHES SYMPOSIUM

Alabama State head coach Donald Hill-Eley hosted the inaugural HBCU Coaches Symposium beginning August 10 at the Houston J. Markham Football Complex, featuring hall of fame coaches from HBCU football past. Among those that were in attendance were Houston Markham, Jr., Marino Casem, Jerome Harper, Pete Richardson, Bill Hayes, Joe Taylor, Waverly Tillar, Willie Jeffries, Willard Bailey, W.C. Gorden and Cordell Jones.



FOOTBALL GAME NOTES

COACH O RETURNS TO SIDELINES

Alabama State offensive coordinator Mark Orlando returned to the staff full time under Eley after missing last season.

"I just want to thank coach Eley for giving me a chance to come back. He given me a chance to be a part of this football team that he is building, and I am really excited about it because I feel like we have a chance to do the things I originally came here to do, and he believes in it. I was diagnosed with tonsil cancer last June. That is a not a fun word and so many things go through your mind, and I made a decision to go home to do treatment to be with family. You pray every day for the Lord to give you the strength to fight through it, and I was very fortunate. I had outstanding doctors; it was a fight and battle."

COACHES ADDED TO STAFF FOR 2018

Roderick Plummer joins the staff for the upcoming season, arriving from Florida A&M to coach running backs and special teams. Plummer has been one of the leaders in special teams on the FCS level for many years, with his teams at Yale and Florida A&M leading the country in that category. Plummer helped to improve the Florida A&M kick coverage team from last in the MEAC to first, and coached a pair of All-Conference selections at the school. He coached Chris Faddoul and Devin Bowers to the all-conference selections.

Justin Keown comes to Alabama State after serving two years as the tight ends and S-backs coach at Troy University. While serving in that role, he helped the team to back-to-back 10 wins seasons in 2016 and 2017 and assisted the Trojans to back-to-back bowl games (Dollar General Bowl in 2016 and New Orleans Bowl in 2017). He will take responsibilities over for the offensive line for the Hornets beginning this spring.

Jaquon Robinson comes to Alabama State from Dinwiddie High School, where he was the passing game coordinator the past two seasons. During that time he helped the team amass a 26-2 record. Prior to his stint at Dinwiddie, Robinson on staff at Troy University, where he served as a graduate assistant. At Alabama State, he will be responsible for coaching the inside receivers. Robinson served as an offensive analyst in his first season, and then served as a graduate assistant for the Sun Belt Conference championship.

With the departure of Grady Brown to Louisville, Eley reached to former Hornet Travis Pearson to coach the safeties for the Hornets in 2018. Pearson, formerly the defensive coordinator at Alabama A&M, arrives at Alabama State after a two-year stint with the Hornets' rival. While at Alabama A&M, Pearson led the resurgence of the Bulldogs defense which at one point was the best defense in the Southwestern Athletic Conference (SWAC). Prior to his stint at Alabama A&M, Pearson was the defensive coordinator at South Alabama for two years after serving one year as the linebackers' coach.

OTHER ADDITIONS TO STAFF FOR 2018

Eley also added four quality control coaches including Bre'nard Williams, Jon Harrelson, Sam Lazarus and Tarvaris Jackson to the staff for the upcoming season.

Williams comes to Alabama State after serving as the linebackers coach at Thomasville High School, where he coached

three all-region linebackers and one All-State selection. While at Thomasville, Williams helped Thomasville to their first playoff appearance in three seasons. Prior to his stint at Thomasville, Williams served under defensive coordinator Derrick Williams at Methodist University (Fayetteville, NC).

Harrelson comes to Alabama State from Huntingdon College where he served on the football staff. While at Huntingdon, Harrelson was an offensive intern where helped coach running backs and H-backs. He was also responsible for running position meetings, breaking down film and recruiting in the southeast portion of the country (Alabama, Georgia, Florida, Mississippi and Texas).

Lazarus, a graduate from Alabama State, returns to his alma mater to assist with Player Development for the Hornets. Prior to coming on staff with football, Lazarus served last year as a Recruitment Specialist and District Recruiter for the Academic Affairs/Enrollment Management Office at Alabama State.

Jackson returns to his alma mater after a 10-year career in the National Football League. He was drafted in the second round by the Minnesota Vikings in the 2006 NFL Draft, and played for the Vikings, Seattle Seahawks and Buffalo Bills. During his collegiate career (at Arkansas and Alabama State), Jackson completed 516 passes in 955 attempts for 7,397 yards. He also threw for 64 touchdowns in his collegiate career. While at Alabama State, Jackson was named team captain his senior season and was selected as an All-SWAC performer in 2005.

Eley also announced the addition of current track and field assistant coach Charles Ryan to the staff as a speed and velocity coach.

ALUMS ON SIDELINE

The Hornets have several former Alabama State football players now prowling the sideline as coaches this season, which include a pair of former professional players in Tarvaris Jackson and Chad Lucas.

Jackson serves as an offensively quality control coach after winning a Super Bowl championship with Seattle, while Lucas serves as the receivers coach after his NFL career. The Hornets also have former players Billy Gresham and Travis Pearson on staff heading into 2018.

CAMPBELL BACK TO FULL SPEED ON SIDELINE

Amp Campbell was a standout defensive back at Michigan State, where he suffered a cervical spine injury against Oregon just two games into the 1998 season. He had started all but one game for the Spartans from 1996 until his injury in 1998.

Miraculously, Campbell battled back from injury to play in the 1999 season, earning All-American and All-Big Ten honors. He capped off his remarkable career in the Citrus Bowl. During his collegiate career, he recorded 104 total tackles, five interceptions, three sacks, and 15 TFLs.

Now Campbell serves as the defensive back coach for the Hornets.

POLL WATCHING

FCS Coaches Poll (October 22, 2018)

Rk	School	Pts	LW
1	North Dakota State (26)	650	1
2	Kennesaw State	623	2
3	James Madison	595	5
4	Eastern Washington	559	8
5	Weber State	550	9
6	Elon	486	11
7	Wofford	448	12
8	South Dakota State	443	3
9	Illinois State	424	7
10	Towson	390	14
11	Colgate	379	13
12	Jacksonville State	363	4
13	UC Davis	343	16
14	Central Arkansas	324	15
15	Stony Brook	299	17
16	McNeese	270	6
17	Princeton	222	t-18
18	North Carolina A&T	216	t-18
19	Nicholls	137	22
20	Dartmouth	135	24
21	Delaware	128	25
22	Sam Houston State	118	10
23	Northern Iowa	104	NR
24	North Dakota	90	NR
25	East Tennessee State	72	21

Others receiving votes: Maine, 17; Southeast Missouri St., 17; Chattanooga, 14; Idaho St., 12; Florida A&M, 7; Rhode Island, 7; UIW, 5; Montana St., 3.

STATS FCS Top 25 (October 22, 2018)

Rk	School	Rec	Pts
1	North Dakota State (163)	7-0	4,075
2	Kennesaw State	6-1	3,865
3	James Madison	5-2	3,728
4	Weber State	5-2	3,447
5	Eastern Washington	5-2	3,133
6	UC Davis	6-1	3,051
7	South Dakota State	4-2	2,948
8	Elon	5-2	2,760
9	Wofford	5-2	2,614
10	Towson	6-1	2,559
11	Illinois State	5-2	2,428
12	Jacksonville State	5-2	2,182
13	Central Arkansas	5-2	1,869
14	McNeese	5-2	1,854
15	Stony Brook	6-2	1,845
16	Colgate	6-0	1,753
17	Northern Iowa	4-3	1,465
18	North Carolina A&T	6-2	1,338
19	Princeton	6-0	933
20	Nicholls	4-3	900
21	Delaware	5-2	859
22	North Dakota	5-2	667
23	Sam Houston State	4-3	584
24	Maine	4-3	489
25	ETSU	6-2	415

Others receiving votes: Dartmouth (394), Southeast Missouri State (195), Chattanooga (132), Florida A&M (125), Rhode Island (111), Idaho State (91), UIW (70), Murray State (28), Montana State (21), Montana (12), Missouri State (11), Monmouth (9), San Diego (6), Western Illinois (4), Samford (2), Mercer (2), Alcorn State (1).



FOOTBALL GAME NOTES

PRESEASON AWARDS / WATCH LISTS

Malik Bridgers (LB)

3rd Team (Phil Steele)

Christian Clark

2nd Team (Preseason All-SWAC)

George Golden (RS / RB)

2nd Team (Preseason All-SWAC)

Jeffrey Hill (DB)

2nd Team (Preseason All-SWAC)

3rd Team (Phil Steele)

Tytus Howard (OL)

2nd Team (Preseason All-SWAC)

2nd Team (Phil Steele)

FCS Preseason All-America Watch List

Senior Bowl Watch List

Darron Johnson (LB)

2nd Team (Preseason All-SWAC)

3rd Team (Phil Steele)

Darryl Pearson, Jr. (QB)

2nd Team (Preseason All-SWAC)

3rd Team (Phil Steele)

Dylan Renaker

Campbell Award

2nd Team (Phil Steele)

Marquez Spencer (RS / WR)

2nd Team (Phil Steele)

Carl Thompson

AFC A Good Hands Award

WHO'S NEXT?

Alabama State has had several players picked in the NFL Draft in school history. Although they did not have a player selected last season, they had a pair of players invited to Rookie Camp in Chett LeVay and Kourtney Berry - both with Jacksonville.

Rd	Pick	Player	Team	Year
29	344	Ernie Moore	LA Rams	1959
14	378	Charles Mitchell	Baltimore	1968
6	155	John Pleasant	Kansas City	1969
13	322	Ralph Miller	New Orleans	1970
2	52	Lester Sims	Cleveland	1972
11	295	Willie Thicklin	Houston	1978
11	304	Terry Greer	LA Rams	1980
2	46	Curtis Green	Detroit	1981
6	158	Williams Daniels	LA Rams	1982
6	141	Ricky Smith	New England	1982
10	262	Thomas Hopkins	Cleveland	1983
12	323	James Lane	St. Louis	1983
9	230	Zack Barnes	San Diego	1984
7	178	Karl Powe	Dallas	1985
11	303	Brad Baxter	Minnesota	1989
2	50	Eddie Robinson, Jr.	Houston	1992
8	198	Ricky Jones	LA Rams	1992
4	110	Reggie Barlow	Jacksonville	1995
2	64	Tarvaris Jackson	Minnesota	2006
5	173	Michael Cole	Indianapolis	2007
7	231	Jylan Ware	Oakland	2017

FOUR DOWNS WITH THE HORNETS

Alabama State finished the season 5-1 under then-interim head coach Donald Hill-Eley after opening the season 0-5. The Hornets were able to win four of their last five conference games to finish second in the East Division behind Alcorn State to end the 2018 campaign.

The Hornets won four of their five games away from home, to finish out the season a perfect 4-0 on the road under Eley. Alabama State not only won on the road, they won the Magic City Classic over Alabama A&M and defeated Texas Southern and Jackson State on their homecoming dates in Southwestern Athletic Conference play in 2018.

The Hornets will play just four home games this season, opening the season at home and then not returning until the first week of November. Alabama State will also play a pair of FBS schools this season - Auburn and South Alabama - on the road.

Alabama State returns a wealth of talent for the 2018 season. They lost three offensive linemen, a pair of defensive linemen and a pair of defensive backs - along with their punter.

NATIONAL SIGNING DAY

Alabama State head coach Donald Hill-Eley announced the addition of 17 student-athletes to the football program on National Signing Day. The list consisted of a pair of specialists, three offensive players and 12 defensive players.

EARLY SIGNING PERIOD

Alabama State head football coach Donald Hill-Eley announced the signing of six student-athletes during the first day of the Early Signing Period, his first at the helm of the program. The

class includes three FBS (Football Bowl Sub-Division) and one junior college student-athlete.

ALABAMA STATE AGAINST FBS-MEMBER SCHOOLS

Alabama State had two meetings against FBS-member schools this season for the Hornets, playing Auburn in their first meeting with an FBS-member school when the Tigers were ranked inside the top 10 and then South Alabama.

Prior to this season, Alabama State had faced five other FBS-member schools - UAB, Arkansas State, Eastern Michigan, Kentucky and Troy - and are winless against those schools. All of the contests against FBS-member schools have taken place on the road.

SEASON SWUNG ON ONE-POSSESSION GAMES

Although Alabama State finished one game under .500, the season could have changed due to a pair of games early on that were decided by one possession - including the season opener against Tuskegee.

The Hornets fell 14-6 to Tuskegee in the season opener after having several opportunities to score, before losing late on a turnover turned into a touchdown by the Golden Tigers. They then fell to Kennesaw State, who advanced deep into the FCS Playoffs, by just six points at home.

BRUTAL SCHEDULE TO START THE YEAR

The Hornets may be experienced, but they'll be tested early and often. Alabama State's first five games are all against teams that won a conference or division title last season. Tuskegee (Sept. 1) won the SIAC championship, Auburn (Sept. 8) won the SEC West title and Kennesaw State (Sept. 15) won the Big South crown. Grambling State (Sept. 22) took the SWAC West title, then defeated SWAC East champion Alcorn State (Oct. 6) in the conference championship game.

CLOSING IN ON 500

After a win in week one, Alabama State is just five wins shy of 500 all-time. The Hornets have compiled a 495-475-41 record in their history entering week three.

PRESEASON TOP 10 SHOWING FOR HORNETS

Although they finished under .500 last season, the finish by the Hornets got the attention from some as they were ranked in the Preseason Black College Football Poll to kick off 2018.

Rk	School	Pts	1st Votes	Record
1	Grambling State	276	21	11-1
2	Bethune-Cookman	211	6	7-4
3	Howard	186		7-4
4	North Carolina A&T	174	3	12-0
5	Southern	132		7-4
6	Tuskegee	98		9-2
7	Alabama State	85		5-6
8	Bowie State	63		9-2
9	Alcorn State	57		7-5
10	North Carolina Central	46		7-4

ONE TIME AT HOME IN TWO MONTHS

Alabama State will only play at home once in the first two



FOOTBALL GAME NOTES

months, not returning home until November 3 against Texas Southern after playing five home games to start 2017.

2018 CAPTAINS

A trio of seniors served as captains for the contest as offensive tackle Tytus Howard, defensive end Devin Santana, defensive back Kurrion Ramsey and sophomore quarterback Darryl Pearson led the Hornets in the opening game.

NEAR CAPACITY

A crowd of 26,222 watched the thrilling 26-20 victory, which was the second-highest attendance recorded in ASU Stadium history. The high-water mark was established on Nov. 22, 2012, as 27,500 fans filled the stadium for a 27-25 setback to Tuskegee.

BIG TIME CROWDS

Alabama State has played in front of some big crowds this season, averaging 27,144 per game through six games.

ALLEN MAKES IMMEDIATE IMPACT

Tyrek Allen made his impact felt immediately Saturday night when he caught a pass over the middle from Darryl Pearson, Jr. and outran the defenders for a 68-yard touchdown to tie the game up.

Allen, a transfer from San Francisco Community College, missed time during camp and had a previous career high (in junior college) of 59 yards for a reception.

SEASON-OPENING WIN

The victory was the first season opening win since 2011, when the Hornets defeated Mississippi Valley State 41-9. It was also the first win over Tuskegee since a 30-21 victory in 2011. Alabama State improved its record in season-openers to 49-57-6. With the win, the series stands in Tuskegee's favor at 61-37-3.

ROBERTS, JOHNSON RECORD INTERCEPTIONS IN OPENER AGAINST TUSKEGEE

Redshirt senior Dennis Roberts snagged his second-career interception to thwart a critical second-quarter drive, picking off the pass inside the Hornets' five-yard line in the waning seconds of the first half. Darron Johnson recorded his first career interception in the second quarter, leading to an easy 20-yard chip shot for Hunter Hanson.

CHANGE OF POSSESSION, CHANGED GAME

The Golden Tigers were primed to score following a long completion courtesy of a halfback pass, but Joshua Hill punched the ball out of the back of the end zone, forcing a change of possession and nixing a potential game-changing touchdown for the Tigers.

FRESH FACES

Some fresh faces made their appearance for Alabama State by way of transfers this season:

Name	Pos	School
Dieuly Aristilde	WR	Eastern Michigan
Leeward Brown	OL	Tulane
Lucky Owovwi	DL	Troy
Ismail Saleem	WR	Troy

Romelo Webster

DB

Iowa State

GRAY SHINES, NOT ONLY RUSHING

Ezra Gray finished off the game with a 30-yard touchdown run in overtime for the Hornets, but that is not all he did for Alabama State on the night. The junior returned three kicks for the Hornets for a total of 118 yards. He also missed breaking one for a touchdown down the left side, as he was knocked out of bounds following a 72 yard return.

SCARY MOMENT FOR GOLDEN LATE

There is no update on George Golden as of Sunday afternoon. The sophomore left the game last in the second half after attempting to elude a defender by the Hornets' sideline.

EXTRA YEAR FOR AURISMOND

Defensive end Ishmael Aurismond was granted an extra year by the NCAA after transferring from Middle Tennessee after playing two years there. He entered the season with 75 career tackles in two seasons at Alabama State, including nine tackles for loss. He responded with one tackle and 0.5 tackles for loss against Tuskegee.

DEGREE IN HAND

A pair of Hornets have already earned their degree entering the 2018 football season. Joe Williams graduated from Alabama State this past year, while transfer CJ Leggett finished his undergraduate work at Mercer prior to arriving at Alabama State.

LONG DRIVES

Alabama State sustained a pair of drives against Tuskegee in the season opener Saturday night. They used 15 plays to go 46 yards before their drive stalled in Tuskegee territory, but not before they used up 6:33 on the clock. Another drive last 10 plays and covered 80 yards in the fourth quarter. It used 4:14 on the clock and ended with a nine-yard touchdown run by Darryl Pearson, Jr. to tie the contest.

BLOCK PARTY

Alabama State blocked a pair of field goals against Tuskegee, the most in the modern era by the Hornets. The first was blocked by Ricky Haley, while the second was blocked by Christian Clark - with both getting a hand up in the middle of the line for the Hornets.

OH HOMECOMING HOW WE LOVE THEE, ESPECIALLY WHEN IT COMES TO SPOLING IT

Alabama State won their fourth consecutive homecoming game, with only one of those being their homecoming contest. Last season, Alabama State defeated Texas Southern and Jackson State in their homecomings, before winning their won against Edward Waters.

FIRST CAREER START FOR DAVIS

KHA'Darris Davis got his first collegiate start and responded with 155 yards through the air and a pair of touchdowns. The redshirt sophomore had seen action in two games earlier this season as a backup before Saturday.

ANOTHER FIRST FOR THE HORNETS

Alabama State freshman Michael Jefferson caught his first

career touchdown in the third overtime against Alcorn State, and that was followed up by the first two-point conversion of the season for the Hornets as Tyrek Allen hauled in the pass.

BIG PLAY INTERCEPTIONS AGAINST ALCORN STATE

Keenan Isaac and Dennis Roberts each picked off passes in the win by Alabama State, with the pick by Isaac being his first career interception. The interception by Roberts was his second of the season.

DOUBLE-DIGIT TACKLES

A trio of Hornets had double-digit tackles led by Darron Johnson with 14. Johnson earned SWAC Defensive and College Madness SWAC Defensive Player of the Week honors for his performance against Alcorn State with a new career-high.

ENDING THE STREAK

The win by Alabama State snapped a four-game winning streak by Alabama State in the series, and pulled the Hornets to 23-21 in the series with the four-time defending SWAC East Division champions.

OVERTIME BECOMING A REGULAR THING FOR ALABAMA STATE

The game against Alcorn State was the second overtime game of the season for the Hornets, who improve to 2-0 in overtime. The game was also the longest in the modern era for Alabama State with the five overtimes.

The game is also tied for the third longest in FCS history with Bethune-Cookman holding the honors with an eight overtime contest. There are also three games that were tied with six overtimes over the course of history.

HOWARD BECOMES THE NEXT PLAYER FROM ALABAMA STATE TO MAKE AN APPEARANCE ON THE OTHER SIDE OF THE BALL OR SPECIAL TEAMS

Tytus Howard became the third two-way player for the Hornets this season, joining Anthony Jones and Isaac Nickson. The senior switched from right tackle to left tackle offensively in overtime to help protect the Hornets' quarterback, but he was also inserted into the game on defense to help out pressure on the placekicker of Alcorn State - who missed six kicks on the night.

BACK IN STATE OF ALABAMA

Alabama State returned to the state of Alabama for the first time since losing to Auburn back on September 8. The Hornets had played in Georgia, Louisiana and Mississippi in their last three games.

Alabama State will not leave the state again until November 17 when they travel to Prairie View A&M.

OFF WEEK - TWICE AS NICE

Alabama State had a pair of off weeks this season, with the first coming the week before the Alcorn State contest (a five-overtime victory) and the second the week before the Magic City Classic.



FOOTBALL GAME NOTES

NCAA FCS STATISTICS (through 10/21/18)

Statistic	National Rk	SWAC Rk	Value
3rd Down Conversion	121	9	.229
3rd Down Conversion Def.	44	6	.355
4th Down Conversion	97	9	.333
4th Down Conversion Def.	87	7	.571
Blocked Kicks	31	5	2
Blocked Kicks Allowed	31	1	1
Blocked Punts			
Blocked Punts Allowed	80	6	1
Completion Percentage	117	10	.486
Defensive TDs			
Fewest Penalties	94	6	54
Fewest Penalties / Game	110	7	9.00
Fewest Penalty Yards	66	3	418
Fewest Penalty Yards / Game	90	5	69.67
First Downs Defense	48	3	136
First Downs Offense	120	9	86
Fumbles Lost	32	1	4
Fumbles Recovered	5	1	9
Kickoff Return Defense	124	10	32.90
Kickoff Returns	72	3	20.32
Net Punting	93	7	33.26
Passes Had Intercepted	76	5	8
Passes Intercepted	94	8	4
Passing Offense	103	8	164.8
Passing Yards Allowed	5	1	151.3
Passing Yards / Completion	89	5	11.24
Punt Return Defense	109	9	16.23
Punt Returns	18	2	18.20
Red Zone Defense	22	4	.735
Red Zone Offense	114	9	.667
Rushing Defense	123	10	320.2
Rushing Offense	109	8	98.3
Sacks Allowed	112	6	3.33
Scoring Defense	114	8	41.5
Scoring Offense	118	10	13.8
Tackles for Loss Allowed	121	10	9.67
Team Passing Efficiency	117	9	96.62
Team Passing Efficiency Def.	102	9	150.58
Team Sacks	119	9	0.67
Team Tackles for Loss	43	6	6.7
Time of Possession	68	5	29:44
Total Defense	103	8	471.5
Total Offense	119	9	263.2
Turnover Margin	46	3	0.17
Turnovers Gained	41	3	13
Turnovers Lost	58	2	12
Winning Percentage	88	7	.333

MOST POINTS GIVEN UP

Alabama State gave up 63 points to Auburn (September 8) and 62 points to Kennesaw State (September 15), which was the most given up by an Alabama State defense since they gave up 64 in a loss to Southern in 2016.

The Hornets have given up a combined 125 points in the last two games, which is the most given up by an Alabama State team. The previous mark was 118 in 1965 when the Hornets have up 52 points to Mississippi Valley State and 56 against Jackson State.

Alabama State has given up 60 or more points eight times since 1901, with the most points given up coming against Tuskegee in 1902 when they gave up 85.

KICK CALLED BACK FOR HORNETS

Alabama State junior Ezra Gray returned, what would have been, a kick 99 yards for a touchdown that was called back due to a penalty. The kick would have the longest for Gray in his career, and would have been the longest in the Southwestern Athletic Conference (SWAC) this season.

Gray returned a kick earlier this season against Tuskegee that went for 72 yards before he was pushed out of bounds. He also had a long return against Alcorn State last season on ESPN.

HALEY RECORDS FIRST SAFETY

Alabama State recorded their first safety in recent memory when Ricky Haley sacked Auburn quarterback Malik Willis right before halftime to trim the Auburn lead to 28-2, and put the Hornets on the scoreboard to avoid the shutout.

The safety was the first in recent memory for Haley, and helped him earn Southwestern Athletic Conference (SWAC) Defensive Player of the Week honors.

BACK-TO-BACK RANKED TEAMS

Alabama State faced back-to-back ranked teams over the last two weekends, falling to both on the road. The Hornets dropped the first game against seventh-ranked (FBS member) Auburn, 63-9, before falling to eighth-ranked (FCS member) Kennesaw State, 62-13.

PEARSON TOSSES BALL AROUND FOR NEW CAREER-HIGH AGAINST KENNESAW STATE

Pearson posted a career-high performance against Kennesaw State in a losing effort, playing just less than three full quarters. Pearson finished the night with a career-high 195 yards passing on an 11-for-24 performance, with one touchdown and one interception. The redshirt sophomore completed a 78-yard touchdown pass to Tyrek Allen, the second 60-plus yard touchdown pass of the season for Pearson.

BUSY NIGHT - BUSY LEG

Anthony Craven had a big night punting the football, as he got away 10 kicks on the night and averaged 43.8 punts per game. The junior had a career long of 69 yards and pinned the Tigers inside the 20 four times. He then came out the next week for seven punts against Kennesaw State.

For the year, he is averaging 7.5 punts per game this year.

WEATHER DELAY AGAINST KENNESAW STATE RESULTS IN ALMOST TWO HOURS IN LENGTH

For the first time this season, Alabama State faced a weather delay; however, they did so in three of the first four games at home last season. Tonight's delay lasted just over 90 minutes and topped the 90-minute mark against Kennesaw State last season at home.

The delay lasted an announced time of 1 hour and 42 minutes, which ended up longer than any delay last season for the Hornets.

PERFECT NIGHT FOR HANSON AGAINST THE OWLS, ON THE ROAD AND IN WET CONDITIONS

Hunter Hanson was perfect on the night kicking for the Hornets as he finished with a pair of field goals and an extra point. He connected on field goals of 29 yards and 35 yards on the night. For his career, Hanson has missed just one extra point and that came in his first collegiate game.

MAGIC CITY CLASSIC - A CLASSIC THAT GOES BACK FOR AGES

Alabama State University and Alabama A&M University will meet for the 77th time in Birmingham (Ala.) for the Magic City Classic this season, with Alabama A&M holding a 40-38 advantage with three ties involved in the overall series including games outside "The Classic."

The two teams had split the previous eight meetings, until Alabama State won in the final seconds last season. The two longest winning streaks in the rivalry belong to Alabama State as they won the first seven contests in the series from 1924 until 1941, while not allowing a point from Alabama A&M until 1940.

They also own a six-game winning streak from 1990 until 1995 in the series. The series has been played continually since 1945 with 13 years off since the series began in 1924. During the series, there have been 11 times where a team has not scored in the contest, and eight of those belong to Alabama State with a scoreless tie in 1956.

LAST YEAR IN THE CLASSIC - A CLASSIC INDEED; DOWN TO THE FINAL SECONDS

The 76th annual McDonald's Magic City Classic again went down to the final drive, and for the next 365 days, the Alabama State University football team has earned bragging rights with a hard-fought 21-16 victory over Alabama A&M.

Alabama State (2-5, 2-2 SWAC), winners of back-to-back games, looked to have sewn the contest up when Darryl Pearson, Jr. found Chett LeVay in the back of the end zone for a 21-9 lead. However, Alabama A&M (3-6, 3-2 SWAC) returned the kickoff deep into Alabama State territory before trimming the lead to 21-16 on a two-yard.

However for the second consecutive game, the Hornets' defense stood firm after an onside kick recovery by Alabama A&M. After giving a first down, Alabama State held the Bulldogs and forced an incomplete pass on fourth down. Alabama State went into the victory formation and the Hornet faithful were able to start the celebration.



FOOTBALL GAME NOTES

EZRA GRAY AND ALEX ANDERSON POUND BALL AGAINST GRAMBLING STATE

Ezra Gray and Alex Anderson both averaged over six yards per carry against Grambling State, with Gray leading the way at 6.5 yards per carry on 20 carries and Anderson finishing the night at 6.1 yards per carry on seven carries.

GIVING UP THE BIG PLAY IN BIG GAMES

Alabama State gave up three plays of 50-plus yards in the opening quarter against Grambling State Saturday night, beginning with 79-yard punt return by Malik Route. They also gave up a 57 yard run to set up a touchdown, and a 66-yard interception return.

SHUTOUT ON THE ROAD, FIRST TIME UNDER DONALD HILL-ELEY

Alabama State was shut out for the first time under head coach Donald Hill-Eley, and the last time the Hornets were shut came at home last season against Prairie View A&M - the first contest of the year against a SWAC West Division opponent in 2017.

SHUTOUTS IN SERIES AGAINST GRAMBLING STATE ALL-TIME

The shutout by Grambling State was the first shutout in the series since the Tigers blanked Alabama State 21-0 in Grambling during the 2016 season. There have only been three other shutouts in the series (1985, 1988 and 1996) - all wins by Grambling State.

CAREER NIGHT FOR EZRA GRAY

Gray finished with a career-high 130 yards rushing the ball Saturday night against Grambling State. He gained 140 yards on 20 carries, but lost 10 on the night. The total set a new high that was set last season with 124 yards against Alcorn State.

JOSHUA HILL BREAKS THROUGH ON RETURN

Joshua Hill got a chance to return a punt against Grambling State in the fourth quarter of the contest, returning it 55 yards to set up Alabama State inside the Grambling State 20-yard line late in the fourth quarter. The return was the longest of his career.

WALLACE CORKER MATCHES CAREER HIGH IN LOSS TO GRAMBLING STATE

Sophomore Wallace Corker matched his career high with four catches in Saturday loss to Grambling State, matching his total from his first collegiate game against Tuskegee last season.

ANOTHER CAREER NIGHT, THIS ONE FOR CHRISTIAN CLARK

Christian Clark recorded a career-high eight tackles against Grambling State, breaking the mark of five he set last season against Kennesaw State.

IF IT WASN'T FOR BAD LUCK, THE HORNETS MAY NOT HAVE LUCK - TRAGEDY STRIKES ALABAMA STATE IN OFFSEASON

Not many teams get affected by a fire that takes everything, including family, away during the season - or even the offsea-

son. That wasn't - and isn't - the case for the 2018 Alabama State football team. A pair of players were hit hard by fire in the offseason, and both returned for another year of football for the Hornets.

Junior offensive tackle Christian Clark lost a pair of family members in a fire in Cleveland in late January, early February. The junior lost his father - Frank - and an uncle in the fire trying to stay warm. Christian has been able to lean on his brother - Frank Clark III - who currently plays for Seattle.

Meanwhile, senior offensive lineman Tracey Jones was headed home prior to spring practice, arriving home on a Thursday. The following day - in March - the house caught on fire, and the only thing Tracey had left were the belongings in his car - which he did not take out when he got home.

FEATURED ON THE ESPN FAMILY OF NETWORKS THIS SEASON

For the first time in three weeks, Alabama State was not featured on the ESPN family of networks. The Hornets have played on the SEC Network Alternate Channel against Auburn, ESPN+ against Kennesaw State and ESPN3 against Grambling State.

The still have games left against Alabama A&M (ESPN3 and ESPNU - tape delayed) and Jackson State (ESPN3) on their 2018 schedule. Not to mention, they have a pair home games remaining that will be shown on the Hornet Sports Network courtesy of HBCU Gameday beginning November 3 against Texas Southern.

ALABAMA STATE IS NO STRANGER TO THE POSTSEASON

Alabama State is 3-3 in the postseason (including SWAC championship games) since 1901. During that time, the Hornets are 1-2 in SWAC championship games.

The only two games not SWAC Championship games were played in 1935 and 1991.

Year	Opponent	Result
1935	Texas College	L, 0-9
1991	North Carolina A&T	W, 36-13
2001	Grambling State	L, 31-38
2004	Southern	W, 40-35
2010	Texas Southern	L, 6-11

NEW FACES GET SOME TIME AGAINST SOUTH ALABAMA ON THE ROAD

Alabama State dressed, and played, several new faces Saturday night against South Alabama. Among those that played for the first time included Andrew Ogletree and Devin March on the defensive line, Brycen Webster at linebacker, and Delancey Tolliver at wide receiver.

NO TURNOVERS FOR EITHER TEAM DOWN IN MOBILE AGAINST SOUTH ALABAMA

Saturday night marked the first time this season that Alabama State, nor its opponent, turned the football over. The ball was only put on the ground twice, both by the Hornets, but were recovered to keep drives alive.

NCAA FCS INDIVIDUAL STATISTICS

(through 10/21/18)

Player	National Rk	SWAC Rk	Value
All-Purpose Yards			
Ezra Gray	57	4	110.50
Combined Kicks			
Ezra Gray	42	3	352
Field Goal Percentage			
Hunter Hanson	68	5	.545
Field Goals Per Game			
Hunter Hanson	44	4	1.00
Forced Fumbles			
Joshua Hill	3	1	0.50
Fumbles Recovered			
Devon Booker	7	2	2
Ricky Haley	64	3	1
Joshua Hill	64	3	1
Jeffrey Hill	64	3	1
Darius King	64	3	1
Kimarr Martin	64	3	1
Jarkeith Ruffin	64	3	1
Devin Santana	64	3	1
Interceptions Per Game			
Dennis Roberts	45	3	0.3
Kickoff Returns			
Ezra Gray	54	3	22.0
Passing Yards Per Completion			
Darryl Pearson, Jr.	53	3	12.31
Punting			
Anthony Craven	14	2	43.3
Rush Yards Per Carry			
Ezra Gray	87	6	4.28
Total Tackles			
Darron Johnson	99	8	7.7
Yards Per Pass Attempt			
Darryl Pearson, Jr.	95	6	5.85



FOOTBALL GAME NOTES

MONEY PLAYS

Money plays are defined as plays resulting in first down or a touchdown.

MONEY RUSHERS	1st	TD	No.	Att
Ezra Gray	14	2	14	67
Talesiin Farmer	7	0	7	25
Alex Anderson	6	0	6	26
Darryl Pearson, Jr.	2	1	3	27
Dontrey Manley	2	0	2	6
CJ Leggett	2	0	2	18
KHA'Darris Davis	2	0	2	12
Jeremiah Hixon	1	0	1	2
George Golden	1	0	1	6
Dakota Rocker	1	0	1	6
TOTALS	38	3	39	206

1st DOWN

MONEY RUSHERS	1st	TD	No.	Att
Ezra Gray	6	1	6	39
Talesin Farmer	2	0	2	13
Dontrey Manley	1	0	1	4
George Golden	1	0	1	2
Alex Anderson	1	0	1	11
Darryl Pearson, Jr.	0	1	1	8
Jeremiah Hixon	1	0	1	2
TOTALS	2	2	13	99

2nd DOWN

MONEY RUSHERS	1st	TD	No.	Att
Ezra Gray	7	1	7	24
Talesin Farmer	3	0	3	10
Alex Anderson	3	0	3	10
Dakota Rocker	1	0	1	4
TOTALS	14	1	14	73

3rd DOWN

MONEY RUSHERS	1st	TD	No.	Att
Alex Anderson	2	0	2	5
CJ Leggett	2	0	2	4
Darryl Pearson, Jr.	1	0	1	10
KHA'Darris Davis	1	0	1	3
Talesin Farmer	1	0	1	1
Dontrey Manley	1	0	1	1
Ezra Gray	1	0	1	4
TOTALS	9	0	9	30

4th DOWN

MONEY RUSHERS	1st	TD	No.	Att
Talesin Farmer	1	0	1	1
Darryl Pearson, Jr.	1	0	1	1
KHA'Darris Davis	1	0	1	1
TOTALS	3	0	3	4

MONEY RECEPTIONS	1st	TD	No.	Att
Tyrek Allen	5	3	5	7
Wallace Corker	5	0	5	13
Marquez Spencer	4	0	4	9
Jamir Hannah	4	0	4	7
Joe Williams	3	2	3	5
Michael Jefferson	2	1	3	5
Ismail Saleem	2	0	2	3
Talesin Farmer	2	0	2	3
Nygel Lee	1	0	1	2
Joshua Knight	1	0	1	1
Mose Marshall	1	0	1	2
Jeremiah Hixon	1	0	1	6
CJ Leggett	1	0	1	1
Dieuly Aristilde	1	0	1	1
Alex Anderson	1	0	1	3
Ezra Gray	1	0	1	8
TOTALS	5	6	36	88

1st DOWN

MONEY RECEPTIONS	1st	TD	No.	Att
Tyrek Allen	2	2	2	3
Marquez Spencer	1	0	1	4
Jamir Hannah	1	0	1	1
Joe Williams	1	1	1	1
Michael Jefferson	1	0	1	2
Ismail Saleem	1	0	1	2
Dieuly Aristilde	1	0	1	1
TOTALS	8	3	8	24

2nd DOWN

MONEY RECEPTIONS	1st	TD	No.	Att
Wallace Corker	4	0	4	6
Tyrek Allen	2	1	2	3
Marquez Spencer	2	0	2	4
Michael Jefferson	1	1	2	2
Jeremiah Hixon	1	0	1	4
CJ Leggett	1	0	1	1
Nygel Lee	1	0	1	2
Joe Williams	1	0	1	3
Talesin Farmer	1	0	1	2
TOTALS	14	2	15	41

3rd DOWN

MONEY RECEPTIONS	1st	TD	No.	Att
Jamir Hannah	3	0	3	3
Tyrek Allen	1	0	1	1
Ismail Saleem	1	0	1	1
Joshua Knight	1	0	1	1
Talesin Farmer	1	0	1	1
Moses Marshall	1	0	1	1
Ezra Gray	1	0	1	3
Joe Williams	1	1	1	1
Marquez Spencer	1	0	1	1
Wallace Corker	1	0	1	3
Alex Anderson	1	0	1	1
TOTALS	13	1	13	23

TYREK ALLEN REACHES THE END ZONE AGAIN - AND ANOTHER LONG TOUCHDOWN

Allen hauled in his third touchdown of the season with a 75-yard touchdown catch against South Alabama Saturday night. The touchdown reception was the third of 68-plus yards on the season, after he caught a 68-yard touchdown against Tuskegee and a 78-yard touchdown against Kennesaw State.

CAREER NIGHT FOR FRESHMAN DAYMON WILLIAMS AGAINST SOUTH ALABAMA

Freshman defensive end Daymon Williams had a career night against South Alabama Saturday night. The freshman finished with eight tackles, including five solo stops. He also added a pair of tackles for loss.

ANOTHER BIG GAME FOR ANTHONY CRAVEN PUNTING THE FOOTBALL

Alabama State junior punter Anthony Craven had another big night punting the football for the Hornets. The junior set a new career high with an 80-yard punt, and averaged 45.9 yards per punt on the night.

MANLEY MAKES FIRST APPEARANCE IN THE BACKFIELD THIS SEASON FOR THE HORNETS

Alabama State freshman Dontrey Manley, used mainly on special teams, made his first appearance in the backfield against South Alabama. He finished with a team-high 39 yards on six carries for the Hornets. He also caught a pair of passes for two yards.

COMING OFF A BYE WEEK FOR THE HORNETS

Alabama State has had three bye weeks under head coach Donald Hill-Eley since he took over as the interim coach last season. The Magic City Classic will mark the third game coming out of a bye week for the Hornets under Eley, and the team is currently 2-0 coming off those weeks.

RACE FOR THE EAST DIVISION IS UNDERWAY WITH FIVE WEEKS LEFT IN SEASON

With several games remaining, here is a breakdown of the East Division of the conference (only conference games):

Alabama A&M (3-1)

vs. Alabama State (10/27)
at UAPB (11/3)
vs. Grambling State (11/10)
at MVSU (11/17)

Alcorn State (4-1)

at PVAMU (10/27)
vs. Jackson State (11/17)

Mississippi Valley State (1-2)

at Texas Southern (10/27)
at Grambling State (11/3)
vs. Alabama A&M (11/17)
at Alabama State (11/22)

Alabama State (1-1)

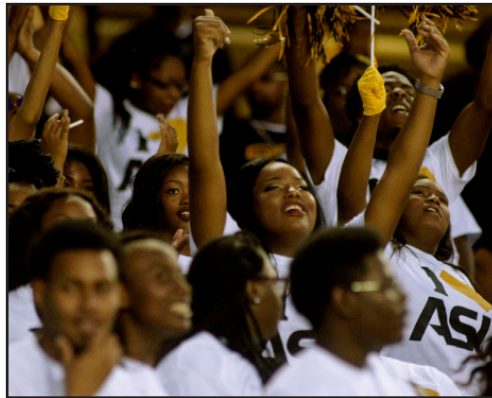
vs. Alabama A&M (10/27)
vs. Texas Southern (11/3)
vs. Jackson State (11/10)
at PVAMU (11/17)
vs. MVSU (11/22)

Jackson State (2-1)

at Southern (10/27)
vs. PVAMU (11/3)
at Alabama State (11/10)
at Alcorn State (11/17)



ASU STADIUM (opened 2012)



SINGLE GAME ATTENDANCE

Rk	Attend	Opponent	Date
1	27,500	Tuskegee	11/22/12
2	26,222	Tuskegee	9/1/18
3	25,442	Tuskegee	9/2/17
4	20,703	Jacksonville St.	8/31/13
5	18,972	Miles	11/24/16
6	17,560	Jackson State	11/8/14
7	15,725	Tennessee St.	9/6/14
8	15,553	Alcorn State	10/5/17
9	15,322	Edward Waters	11/23/17
10	15,201	Miles	11/21/15
11	15,143	Southern	11/9/13
12	14,396	Stillman	11/28/13
13	13,825	MVSU	9/13/14
14	13,156	Stillman	11/22/14
15	12,503	Alcorn St.	9/28/13
16	11,825	PVAMU	10/12/13
17	11,751	Grambling St.	9/21/13
18	11,580	Southern	10/10/15
19	11,000	Kennesaw St.	9/16/17
20	10,500	PVAMU	9/23/17

STADIUM QUICK FACTS

Opened	November 22, 2012
First Game	Tuskegee
Result	L, 25-27
Record	16-13
Surface	Astro-Turf
Capacity	26,500



STADIUM INFORMATION

ASU Stadium on the campus of Alabama State University in Montgomery, Alabama is a 26,500-seat stadium that replaces the Cramton Bowl as the host venue for the Alabama State Hornets football team. The first game in the New ASU Stadium was the 89th Turkey Day Classic on November 22, 2012 in which the Hornets hosted the Tuskegee Golden Tigers. The game was a sell-out and was televised nationally on ESPNU.

The stadium's current capacity sits at 26,500 but the project was designed to allow for future expansion that can expand the capacity to 55,000.

The stadium also holds a restaurant and retail space which welcome visitors to the stadium and area 365 days a year.



BROADCAST INFORMATION

TRACKING THE OPPONENTS



TUSKEGEE goldentigersports.com
OVERALL: 5-3 **SIAC:** 3-1
NEXT GAME: at Central State (10/20)
LAST GAME: def. Kentucky State, 37-0



AUBURN auburntigers.com
OVERALL: 5-3 **SEC:** 2-3
NEXT GAME: at Texas A&M (11/3)
LAST GAME: def. Ole Miss, 31-16



KENNESAW STATE ksuowls.com
OVERALL: 6-1 **Big South:** 2-0
NEXT GAME: at Charleston Southern (10/27)
LAST GAME: def. Gardner-Webb, 56-17



GRAMBLING STATE gsutigers.com
OVERALL: 3-4 **SWAC:** 2-2
NEXT GAME: vs. UAPB (10/27)
LAST GAME: lost to Alcorn State, 33-26



ALCORN STATE alcornsports.com
OVERALL: 6-2 **SWAC:** 4-1
NEXT GAME: at PVAMU (10/27)
LAST GAME: def. Grambling State, 33-26



SOUTH ALABAMA usajaguars.com
OVERALL: 2-5 **Sun Belt:** 1-2
NEXT GAME: at Troy (10/23)
LAST GAME: def. Alabama State, 45-7



ALABAMA A&M aamusports.com
OVERALL: 3-4 **SWAC:** 2-2
NEXT GAME: at UAPB (11/3)
LAST GAME: lost to Alcorn State, 35-26



TEXAS SOUTHERN tsusports.com
OVERALL: 1-6 **SWAC:** 0-3
NEXT GAME: at Alabama State (11/3)
LAST GAME: lost to Southern, 21-7



JACKSON STATE gojsutigers.com
OVERALL: 3-3 **SWAC:** 2-1
NEXT GAME: at Southern (10/27)
LAST GAME: lost to North Alabama, 24-7



PRAIRIE VIEW A&M pvpanthers.com
OVERALL: 3-4 **SWAC:** 2-1
NEXT GAME: vs. Alcorn State (10/27)
LAST GAME: lost to Southern, 38-0



MVSU mvsusports.com
OVERALL: 1-5 **SWAC:** 1-2
NEXT GAME: at Texas Southern (10/27)
LAST GAME: def. UAPB, 48-47 (2ot)

2018 BROADCAST SCHEDULE

Hornet fans will have the opportunity to follow their team during every game of the 2018 season as all 11 Alabama State football games will be aired via the Hornet Sports Network and its local affiliates via the World Wide Web.

DATE	OPPONENT	TIME/ RESULT	RADIO	TV
9.1	Tuskegee	5:00 pm		
9.8	at Auburn	6:30 pm		
9.15	at Kennesaw St.	4:00 pm		
9.22	at Grambling St.*	6:00 pm		
10.6	at Alcorn State*	2:00 pm		
10.13	at South Alabama	4:00 pm		
10.27	vs. Alabama A&M*	2:30 pm		
11.3	Texas Southern*	2:00 pm		
11.10	Jackson State*	2:00 pm		
11.17	at PVAMU*	1:00 pm		
11.22	MVSU*	2:00 pm		

FUTURE SCHEDULES

all dates are subject to change

2019		2021	
8.29	at UAB	11.20	at Auburn
9.7	vs. Tuskegee		
9.14	vs. Kennesaw State		
2020			
9.5	vs. Tuskegee		
9.19	at Kennesaw State		



SOUTHWESTERN ATHLETIC CONFERENCE

CONFERENCE STANDINGS

EAST DIVISION

	OVERALL			SWAC		
	W	L	PCT.	W	L	PCT.
Alcorn State	6	2	.750	4	1	.800
Jackson State	3	2	.600	2	2	.500
Alabama A&M	3	4	.429	2	2	.500
Alabama State	2	4	.333	1	1	.500
Mississippi Valley State	1	5	.167	1	2	.333

WEST DIVISION

	OVERALL			SWAC		
	W	L	PCT.	W	L	PCT.
Southern	4	3	.571	3	1	.750
Prairie View A&M	3	4	.429	2	1	.667
Grambling State	3	4	.429	2	2	.500
Texas Southern	1	6	.143	0	3	.000
UAPB	1	6	.143	0	3	.000

SCHEDULE / RESULTS

Saturday, September 15

Jackson State 18, Florida A&M 16
 Kennesaw State 62, Alabama State 13
 Cincinnati 63, Alabama A&M 7
 South Dakota State 90, Arkansas-Pine Bluff 9
 Alcorn State 27, Texas Southern 15
 Southern 33, Langston 18
 UNLV 46, Prairie View A&M 17

Saturday, September 22

Alcorn State at Mississippi Valley State, 2 pm
 Southern vs. Alabama A&M, 4 pm
 Alabama State at Grambling State, 6 pm
 Prairie View A&M at UAPB, 6 pm
 Texas Southern at Houston, 7 pm

Saturday, September 29

Alabama A&M 21, Jackson State 16
 FIU 55, UAPB 9
 Prairie View A&M 22, Grambling State 16
 Alcorn State 20, Southern 3

Saturday, October 6

Alabama State 28, Alcorn State 25 (5 ot)
 Jackson State 30, UAPB 27
 Alabama A&M 42, Texas Southern 21
 Bethune-Cookman 41, Mississippi Valley State 27

Grambling State 62, Oklahoma Panhandle St. 7

Saturday, October 13

Alcorn State 35, Alabama A&M, 2 pm
 Jackson State 23, Mississippi Valley State 7
 South Alabama 45, Alabama State 7
 Southern 38, Prairie View A&M 0
 Grambling State 34, Texas Southern 21

Saturday, October 20

Mississippi Valley State 48, UAPB 47 (2ot)
 Southern 21, Texas Southern 7
 North Alabama 24, Jackson State 7
 Alcorn State 33, Grambling State 26

Saturday, October 27

Mississippi Valley State at Texas Southern, 2 pm
 Alcorn State at Prairie View A&M, 2 pm
 Alabama State vs. Alabama A&M, 2:30 pm
 Jackson State at Southern, 6 pm



PLAYERS OF THE WEEK

OFFENSIVE PLAYER OF THE WEEK / NEWCOMER OF THE WEEK

Dejerric Bryant (Jr. | QB | Mize, Miss.)
Mississippi Valley State

Dejerric Bryant turned in the best performance of his Delta Devils career Saturday, rushing for 174 yards and three touchdowns on 23 attempts in leading Valley to a thrilling 48-47 win over Arkansas-Pine Bluff in Mississippi Valley State's Homecoming Game. The transfer from Holmes Community College also completed 11-of-19 passes for 117 yards. Bryant saved his best for late, as he led the Delta Devils back from a two-touchdown deficit in the fourth quarter. His 43-yard touchdown run with 1:31 left in the game gave Valley a 34-27 lead - the team's first lead since the second quarter. In the second overtime session, Bryant needed just two plays - a run of 15 yards and a touchdown scamper of 10 yards - to lead the Delta Devils to the game-winning score, and the team's first win of 2018.

DEFENSIVE PLAYER OF THE WEEK

Terry Whittington (R-Jr. | LB | Cooper City, Fla.)
Alcorn State

Whittington turned in an all-around game for the Braves on Saturday in their 33-26 victory over Grambling State. The redshirt junior notched career-highs of 15 tackles, 6.0 tackles for a loss, 4.5 sacks and a forced fumble. The 4.5 sacks came close to the school record of 5.0 set by Bryant Mix in 1995 against Texas Southern. Whittington's previous career-highs were 10 tackles, 3.0 tackles for a loss and 1.0 sack.

SPECIALIST OF THE WEEK

Marc Orozco (Sr. | K | Dallas, Texas)
Grambling State

Orozco had a record-tying game despite Grambling State's 33-26 loss to Alcorn State. The senior collected 14 points (four field goals and two extra points). The Denton, TX native entered the day 14 points shy of tying the GSU and SWAC All-Time mark in points scored and he matched that with a field goal in the fourth goal. He also booted a career-long 52-yard field goal in the first quarter. Orozco will break Brian Morgan's GSU and SWAC mark next weekend against Arkansas-Pine Bluff with either a field goal or extra point.



HEAD COACH, DONALD HILL-ELEY



Donald Hill-Eley is in his third season at Alabama State University, and was named the Head Football Coach of the program on December 7 following a stint as the Interim Head Coach.

Eley was named to the Interim role on October 6 after an 0-5 start to the season, and guided the Hornets to five wins in their final six games including a victory in the Magic City Classic over Alabama A&M and a pair of wins on opponents' homecoming weekends. He also guided the

Hornets to four road wins to close the season, all in conference play.

He came to Alabama State after a one-year stint as wide receivers coach at Norfolk State, and was responsible tight ends and special teams.

During the 2016 season, Alabama State used four quarterbacks who combined to throw for 1,824 yards, while averaging 165.8 per game. Also the quarterbacks tossed 11 touchdown passes.

Last season ASU used three quarterbacks who combined to throw for 2,104 yards and 14 touchdowns while completing 60 percent of their passes.

ASU's passing game averaged 191.3 yards per game which was sixth in the SWAC. Their 60.1 percent completion percentage was second and its 7.1 yards per completion was fourth.

The long-time Mid-Eastern Athletic Conference (MEAC) coach spent 13 seasons at Morgan State (2001-13). After his first season as offensive coordinator, Eley spent the final 12 as head coach and was named 2002 MEAC Coach of the year. His 59 wins rank third all-time in Bears' history.

He spent four seasons at Hampton (1997-2000) as offensive coordinator and pro liaison, helping the Pirates win an HBCU National Championship, two MEAC titles, and the 1999 Heritage Bowl.

Eley spent four seasons in professional football in the Canadian Football League, first with the Baltimore Stallions (1994-95) as receivers coach before two seasons with the Toronto Argonauts as a guest coach (1996-97). Hill was on the staff of three straight Grey Cup championship teams (1995-97) during his time in the CFL.

After graduating from Virginia Union, he entered the coaching ranks at his alma mater in 1991 before becoming a graduate assistant at Hampton in 1992, where he received his master's in counseling in 1995. He is presently completing his Ph.D. at Morgan State. Eley is a member of Omega Psi Phi Fraternity, Inc., and a Prince Hall Mason. He is the father of Ayinde (16) and Jacob (7).

He is married to the former Kelley Butler.

ROAD TO 'BAMA STATE



VIRGINIA UNION

Student Assistant
1991



HAMPTON

Graduate Assistant
1992 - 1993



BALTIMORE (CFL)

Assistant
1993 - 1994



TORONTO (CFL)

Volunteer Assistant
1996



HAMPTON

Offensive Coordinator
1997 - 2000



MORGAN STATE

Offensive Coordinator / Head Coach
2001 - 2013



NORFOLK STATE

Assistant Coach
2014



ALABAMA STATE

Assistant Coach
2015 - 2017

Interim Head Coach
2017

Head Coach
2018



HEAD COACH, DONALD HILL-ELEY

ELEY ALL-TIME vs OPPONENTS

Akron	0-2
Alabama A&M	1-0
Alcorn State	1-0
Auburn	0-1
Army	0-1
Bethune-Cookman	5-7
Bowie State	3-1
Bowling Green	0-1
Buffalo	0-1
Delaware State	7-5
Edward Waters	1-0
Florida A&M	3-6
Gardner-Webb	0-2
Grambling State	0-2
Hampton	4-8
Howard	10-2
Jackson State	1-0
Kennesaw State	0-1
Liberty	0-1
Maine	0-1
Maryland	0-1
Mississippi Valley State	1-0
Monmouth	1-1
Morris Brown	1-0
Norfolk State	3-9
North Carolina A&T	10-3
North Carolina Central	3-1
North Dakota State	0-1
Robert Morris	1-1
Rutgers	0-1
Sacred Heart	1-0
San Jose State	0-1
Savannah State	4-0
South Alabama	0-1
South Carolina State	2-9
Texas Southern	2-0
Towson	2-6
Tuskegee	1-0
Western Kentucky	0-1
Winston-Salem State	2-1

THE HILL-ELEY FILE

PERSONAL

Born: July 29, 1969

Hometown: Suffolk, Va.

Family: wife, Kelley; children, Ayinde and Jacob

EDUCATION

Virginia Union University (1991, Bachelor's)

Hampton University (1995, Master's in Counseling)

Doctoral Candidate (2017)

PLAYING EXPERIENCE

Virginia Union University (quarterback)

COACHING EXPERIENCE

1991	Virginia Union, student assistant
1992-93	Hampton, graduate assistant
1994-95	Baltimore Stallions (CFL), assistant
1996-97	Toronto Argonauts, volunteer coach
1997-00	Hampton, offensive coordinator
2001	Morgan State, offensive coordinator
2002-13	Morgan State, head coach
2014	Norfolk State, assistant coach
2015-17	Alabama State, associate head coach
2017	Alabama State, interim head coach
2018	Alabama State, head coach

POSTSEASON EXPERIENCE

1995	CFL - Grey Cup champions (assistant coach)
1996	CFL - Grey Cup champions (volunteer coach)
1997	CFL - Grey Cup champions (volunteer coach)

THE ELEY WORKSHEET (HEAD COACH)

Year	School	Overall Record	Post	Conf Record	Finish
2002	Morgan State	7-5	—	5-3	4th
2003	Morgan State	6-5	—	4-3	5th
2004	Morgan State	5-6	—	3-4	6th
2005	Morgan State	2-9	—	1-7	9th
2006	Morgan State	5-6	—	4-4	6th
2007	Morgan State	5-6	—	4-5	6th
2008	Morgan State	6-6	—	1-3	6th
2009	Morgan State	6-5	—	4-4	4th
2010	Morgan State	4-7	—	3-5	5th
2011	Morgan State	5-6	—	4-4	7th
2012	Morgan State	3-8	—	2-6	10th
2013	Morgan State	5-7	—	5-3	3rd
2017	Alabama State	5-1	—	4-1	2nd
2018	Alabama State	2-4	-	1-1	-
Totals	13 seasons	66-81		45-53	
	Morgan State (12)	59-76		40-51	
	Alabama State (1)	7-5		5-2	



ASSISTANT COACHES / GAME DUTIES



OSITA
ALARIBE

DEF. COORDINATOR

Game Day:
FIELD



MARK
ORLANDO

OFF. COORDINATOR

Game Day:
FIELD



AMP
CAMPBELL

CORNERBACKS

Game Day:
BOOTH



LEANDRE
CREAMER

LINEBACKERS


Game Day:
BOOTH



TREY
DUNBAR

QUARTERBACKS

Game Day:
BOOTH



JUSTIN
KEOWN

OFFENSIVE LINE

Game Day:
FIELD



CHAD
LUCAS

OUTSIDE RECEIVERS

Game Day:
FIELD



TRAVIS
PEARSON

SAFETIES

Game Day:
FIELD



RODERICK
PLUMMER

RUNNING BACKS

Game Day:
FIELD



JAQUON
ROBINSON

INSIDE RECEIVERS

Game Day:
FIELD



JON
HARRELSON

QUALITY CONTROL / OL

Game Day:
BOOTH



GARY
HOWARD

QUALITY CONTROL / DEF

Game Day:
FIELD



TARVARIS
JACKSON

QUALITY CONTROL / QB

Game Day:
FIELD



BILLY
GRESHAM

HS RELATIONS

Game Day:
BOOTH



DEPTH CHART

ALABAMA STATE HORNETS (2-4, 1-1 SWAC)

Head Coach: Donald-Hill Eley
2nd year at ASU , 7-5 | 13th year, 66-81

OFFENSE

LT	75	De'Andre Brown	6-6	289	Sr.
	62	Juwan Callines	6-6	357	Fr.
	67	Trevonte Howard	6-4	327	Fr.
LG	71	Leeward Brown	6-4	335	Jr.
	76	John Pierce	6-3	323	Jr.
C	60	Carl Thompson	6-3	292	Jr.
	78	Jaterrius Gulley	6-2	341	Sr.
RG	78	Jaterrius Gulley	6-2	341	Sr.
	73	Tracey Jones	6-4	343	Sr.
	69	Damian Wilson	6-3	351	Fr.
RT	58	Tytus Howard	6-6	308	Sr.
	62	Juwan Callines	6-6	357	Fr.
TE or or	86	Larry Brown	6-4	258	Jr.
	82	Moses Marshall	6-3	232	So.
	85	Phillip Brown	6-3	237	So.
WR	84	Wallace Corker	6-4	174	So.
	19	Michael Jefferson	6-3	188	Fr.
WR	18	Jamir Hannah	6-3	200	Sr.
	88	Nygel Lee	6-1	190	Jr.
WR or or	81	Marquez Spencer	6-0	181	So.
	87	Ishmail Saleem	5-11	170	Jr.
	9	Josh Knight	5-10	170	Fr.
WR	8	Tyrek Allen	6-0	168	Jr.
	1	Jeremiah Hixon	5-11	165	Fr.
QB	12	KHA'Darris Davis	6-0	184	So.
	7	DJ Pearson	6-3	202	So.
	13	Dakota Rocker	6-2	185	So.
RB	20	Ezra Gray	5-9	167	Jr.
	32	Talesin Farmer	6-0	218	So.
	5	Alex Anderson	6-0	208	Sr.

DEFENSE

DE	57	Devin Santana	6-3	253	Sr.
	49	Ishmael Aurismond	6-3	240	Sr.
	90	Lucky Oyovwi	6-4	225	So.
DT	44	Ricky Haley	6-3	264	Sr.
	96	J'Lan Carson	5-11	280	Jr.
NG	94	Christian Clark	6-1	373	Jr.
	77	Randall Smith	6-4	276	So.
DE	11	Uvakeious McGhee	6-4	243	Sr.
	90	Lucky Oyovwi	6-4	225	So.
	97	Daymon Williams	6-4	259	Fr.
S/N	3	Dennis Roberts	6-1	199	Sr.
	38	Myles Thomas	5-11	204	So.
M	16	Nicholas Terry	6-4	235	So.
	42	Jarkeith Ruffin	6-2	231	Sr.
W	46	Darron Johnson	6-1	216	Jr.
	50	Darius King	5-11	222	Jr.
	52	Malik Bridgers	6-0	205	Sr.
CB	10	Keenan Isaac	6-3	178	Fr.
	37	Miles Williams	6-2	178	Jr.
S	24	Joshua Hill	5-10	186	Jr.
	14	Kobie Jones	5-11	175	So.
S	47	Kurron Ramsey	6-3	201	Sr.
	27	Aaron Pope	6-0	187	Jr.
CB or	2	Romelo Webster	5-11	177	So..
	37	Miles Williams	6-2	178	Jr.
	26	Kimar Martin	5-9	170	Jr.

SPECIAL TEAMS

K	53	Hunter Hanson	5-9	181	So.
	30	Claudio Quintanilla	5-10	186	Fr.
P	35	Anthony Craven	6-2	227	Jr.
	30	Claudio Quintanilla	5-10	186	Fr.
H	35	Anthony Craven	6-2	227	Jr.
	54	Garrett Shelton	6-3	210	Fr.
LS	54	Garrett Shelton	6-3	210	Fr.
	26	JaSean Allen	5-8	163	Fr.
PR	24	Joshua Hill	5-10	186	Jr.
	80	De'Quan Johnson	6-2	178	Fr.
KR	20	Ezra Gray	5-9	167	Jr.
	81	Marquez Spencer	6-0	181	So.



2018 HORNETS NUMERICAL ROSTER

NO	NAME	POS	HT	WT	YR	HOMETOWN / PREVIOUS SCHOOL / HIGH SCHOOL
1	Jeremiah Hixon	WR	5-11	165	Fr.	Spanish Fort, Ala. / Spanish Fort HS
2	Dieuly Aristilde, Jr.	WR	6-4	206	Jr.	Boynton Beach, Fla. / E. Michigan / Boynton Beach HS
2	Romelo Webster	DB	5-11	177	R-So.	Miramar, Fla. / Iowa State / Hallandale HS
3	Dennis Roberts	DB	6-1	199	R-Sr.	Miami, Fla. / ASA College / Northeast HS
4	Robert Pritchett	DB	5-8	190	Jr.	Lithonia, Ga. / Martin Luther King HS
5	Alex Anderson	RB	6-0	208	Sr.	Miami Gardens, Fla. / Miramar HS
6	Jeffrey Hill	DB	5-9	175	R-Jr.	Hollywood, Fla. / Northern Illinois / Miramar HS
6	Tadarian Dale	RB	5-11	230	Fr.	Prichard, Ala. / Vigor HS
7	Darryl Pearson, Jr.	QB	6-3	202	R-So.	Duluth, Ga. / Arkansas State / Northview HS
8	Tyrek Allen	WR	6-0	168	Jr.	San Antonio, Texas / San Francisco City / Stevens HS
9	Joshua Knight	WR	5-10	170	Fr.	Montgomery, Ala. / Park Crossing HS
10	Jimmy Ferrell	WR	6-2	232	R-So.	Nashville, Tenn. / Pearl-Cohn HS
10	Keenan Isaac	DB	6-3	178	Fr.	Midfield, Ala. / Midfield HS
11	Uvakeious McGhee	DL	6-4	243	Sr.	Montgomery, Ala. / Troy / Jeff Davis HS
11	Chris Scott	QB	6-4	176	Fr.	Natchez, Miss. / East Mississippi CC / Natchez HS
12	KHA'Darris Davis	QB	6-0	184	R-So.	Bessemer, Ala. / Bessemer City HS
13	Dakota Rocker	QB	6-2	185	R-So.	Atlanta, Ga. / Tuskegee / Westlake HS
14	Kobie Jones	DB	5-11	175	R-So.	Ocala, Fla. / Dunnellon HS
15	Joe Williams	WR	6-1	185	R-Sr.	Fort Myers, Fla. / Dunbar HS
15	Joshua Fisher	DB	5-11	162	Fr.	Riverside, Calif. / King HS
16	Nicholas Terry	LB	6-4	235	So.	Canfield, Ohio / Fort Union Military Academy
17	Daniel Troutman	DB	6-0	170	Fr.	Atlanta, Ga. / Mays HS
18	Jamir Hannah	WR	6-3	200	Sr.	Atlanta, Ga. / Cedar Grove HS
19	Michael Jefferson	WR	6-3	188	Fr.	Mobile, Ala. / Murphy HS
20	Ezra Gray	RB	5-9	167	Jr.	Lynn Haven, Fla. / Mosley HS
21	George Golden	RB	5-8	162	So.	Fort Lauderdale, Fla. / Dillard HS
22	CJ Leggett	RB	5-9	217	Gr.	Suwanee, Ga. / North Gwinnett HS / Mercer
23	Anthony Jones, Jr.	LB	5-10	199	R-So.	Chelsea, Ala. / Chelsea HS
24	Joshua Hill	DB	5-10	186	Jr.	Prichard, Ala. / Vigor HS
25	Lawrence Tolbert	DB	6-3	191	So.	Mobile, Ala. / Murphy HS
26	Kimar Martin	DB	5-9	170	Jr.	Deerfield Beach, Fla. / Deerfield Beach HS
26	JaSean Allen	LS	5-8	183	Fr.	Stockbridge, Ga. / Stockbridge HS
27	Aaron Pope	DB	6-0	187	Jr.	Cleveland, Ohio / Glenville HS
28	Devontae Winston	DB	6-0	160	Jr.	Upper Marlboro, Md. / Monroe JC / Dr. Henry A. Wise HS
29	Davian Brantley	DB	5-10	183	Sr.	Selma, Ala. / Selma HS
30	Claudio Quintanilla	K/P	5-10	186	Fr.	Atlanta, Ga. / Tri-Cities HS
32	Talesin Farmer	RB	6-0	218	So.	Garfield Heights, Ohio / Glenville HS
33	Alaine Wint	DB	5-11	158	Jr.	Sunrise, Fla. / Piper HS
34	Devon Booker	DB	6-1	180	Jr.	Cincinnati, Ohio / Winton Woods HS
35	Anthony Craven	P/K	6-2	227	Jr.	Linden, Calif. / American River College / Linden HS
36	Dontrey Manley	RB	5-10	158	Fr.	Union Springs, Ala. / Bullock County HS
37	Miles Williams	DB	6-2	178	Jr.	Tampa, Fla. / Wharton HS
38	Myles Thomas	DB	5-11	204	So.	Enterprise, Ala. / Enterprise HS
39	Delshon Waller	DB	5-10	169	Sr.	Houston, Texas / Fort Bend Marshall HS
40	Bryce Coley	LB	6-3	215	Sr.	Washington, DC / Surractsville HS
40	Devonte Webster	LB	6-1	178	Fr.	Columbus, Ga. / Spencer HS
41	Gary Cook	RB	6-1	200	R-Fr.	Tuskegee, Ala. / Notasulga HS
42	Jarkeith Ruffin	LB	6-2	231	Sr.	Pennington, Ala. / Pearl River CC / W. Lauderdale HS
43	Marquis Howard	DB	5-11	177	R-So.	Montgomery, Ala. / Northern Illinois / Lee HS
44	Ricky Haley	DL	6-3	264	Sr.	Norfolk, Va. / Maury HS
45	Austin Brundidge	LB	5-11	210	R-Fr.	Birmingham, Ala. / Presbyterian / Ramsay HS
45	Cameron Rampersaud	DL	6-4	252	R-Jr.	Kissimmee, Fla. / ND College of Sciences / Liberty HS
46	Darron Johnson	LB	6-1	216	Jr.	Memphis, Tenn. / Ridgeway HS
47	Kurrn Ramsey	DB	6-3	201	R-Sr.	Brandywine, Md. / Mount Vernon HS
48	Trevor Goodrum	DL	6-4	209	So.	Pompano Beach, Fla. / Georgia Prep / Blanch Eley HS
49	Ishmael Aurismond	DL	6-3	240	Sr.	Miami, Fla. / Middle Tennessee / Hialeah HS
50	Darius King	LB	5-11	222	R-So.	Phenix City, Ala. / Central HS
52	Malik Bridgers	LB	6-0	205	R-Sr.	Baltimore, Md. / St. Francis HS
53	Hunter Hanson	K	5-9	181	So.	Montgomery, Ala. / Alabama Christian Academy
54	Dylan Reneker	LS	6-1	195	Sr.	Tampa, Fla. / East Lake HS

NO	NAME	POS
59	Abraham Adesipe	LB
26	JaSean Allen	LS
8	Tyrek Allen	WR
5	Alex Anderson	RB
2	Dieuly Aristilde, Jr.	WR
49	Ishmael Aurismond	DL
56	Craig Bell	LB
34	Devin Booker	DB
29	Davian Brantley	DB
52	Malik Bridgers	LB
75	De'Andre Brown	OL
86	Larry Brown	TE
71	Leeward Brown	OL
85	Phillip Brown	WR
45	Austin Brundidge	LB
62	Juwan Callines	OL
96	J'LaN Carson	DL
94	Christian Clark	DL
40	Bryce Coley	LB
41	Gary Cook	RB
84	Wallace Corker	WR
63	Christian Craddock	OL
35	Anthony Craven	P/K
6	Tadarian Dale	RB
12	KHA'Darris Davis	QB
83	Terrance Ellis	DL
32	Talesin Farmer	RB
10	Jimmy Ferrell	WR
15	Joshua Fisher	DB
66	Matthew Foster	OL
21	George Golden	RB
48	Trevor Goodrum	DL
	Palmer Graham	WR
20	Ezra Gray	RB
78	Jaterrius Gulley	OL
44	Ricky Haley	DL
18	Jamir Hannah	WR
53	Hunter Hanson	PK
6	Jeffrey Hill	DB
24	Joshua Hill	DB
1	Jeremiah Hixon	WR
43	Marquis Howard	DB
67	Trevonte Howard	OL
58	Tytus Howard	OL
10	Keenan Isaac	DB
19	Michael Jefferson	WR
46	Darron Johnson	LB
80	De'Quan Johnson	WR
14	Kobie Jones	DB
73	Tracey Jones	OL
	Tyrus Jones	RB
23	Anthony Jones, Jr.	LB
50	Darius King	LB
9	Joshua Knight	WR
88	Nygel Lee	WR
22	CJ Leggett	RB
	Damon Lloyd	DL
	Carl-Louis Luckmann	WR
36	Dontrey Manley	RB
11	Uvakeious McGhee	DL



2018 HORNETS NUMERICAL ROSTER

NO	NAME	POS	HT	WT	YR	HOMETOWN / PREVIOUS SCHOOL / HIGH SCHOOL
54	Garrett Shelton	LS	6-3	210	Fr.	Cartersville, Ga. / Cartersville HS
55	Nicholas Smith	LB	6-3	218	R-Fr.	Mobile, Ala. / Murphy HS
55	Bryce Webster	LB	6-1	173	Fr.	Columbus, Ga. / Spencer HS
56	Craig Bell	LB	6-1	240	Jr.	Montgomery, Ala. / Lee HS
57	Devin Santana	DL	6-3	253	Sr.	Tampa, Fla. / Florida Atlantic / Sickles HS
58	Tytus Howard	OL	6-6	308	R-Sr.	Monroeville, Ala. / Monroe County HS
59	Abraham Adesipe	LB	6-3	195	So.	Houston, Texas / Alief Taylor HS
60	Carl Thompson	OL	6-3	282	Jr.	Miami, Fla. / Miami Jackson Senior HS
62	Juwan Callines	OL	6-6	357	Fr.	Portsmouth, Va. / I.C. Norcom HS
63	Christian Craddock	OL	6-3	240	Fr.	Bellaire, Texas / Bellaire HS
64	Isaac Nickson	DL	6-4	295	Jr.	Banks, Ala. / Pike County HS
65	Jordan Williams	OL	6-4	301	R-So.	Tallahassee, Fla. / Rickards HS
66	Matthew Foster	OL	6-6	260	R-Fr.	Stockbridge, Ga. / Stockbridge HS
67	Trevonte Howard	OL	6-4	327	R-Fr.	Union Springs, Ala. / Bullock County HS
68	Taurrian Stafford	OL	6-5	342	Fr.	Miami Beach, Fla. / Miami Central HS
69	Damian Wilson	OL	6-3	351	R-Fr.	Clanton, Ala. / Chilton County HS
70	Charlie Maxwell	OL	6-4	273	Fr.	Florence, Ala. / Florence HS
71	Leeward Brown	OL	6-4	335	R-Jr.	Miami, Fla. / Tulane University / Miramar HS
73	Tracey Jones	OL	6-4	343	Sr.	Thomaston, Ga. / Georgia Military Academy
75	De'Andre Brown	OL	6-6	289	R-Jr.	Tampa, Fla. / Monroe College / Wharton HS
76	John Pierce	OL	6-3	323	Jr.	Magnolia, Del. / Polytech HS
77	Randall Smith	DL	6-4	276	So.	Panama City, Fla. / Rutherford HS
78	Jaterrius Gulley	OL	6-2	341	Sr.	Hoover, Ala. / BYU / Hoover HS
80	De'Quan Johnson	WR	6-2	178	R-Fr.	Selma, Ala. / Southside HS
80	Delancey Tolliver	WR	6-4	210	Fr.	Montgomery, Ala. / Sidney Lanier HS
81	Marquez Spencer	WR	6-0	181	So.	Atlanta, Ga. / Coffeyville CC / Atlanta Sports Aca.
82	Moses Marshall	TE	6-3	232	R-So.	Cleveland, Ohio / Kansas / Erie CC / Brush HS
83	Terrance Ellis	DL	6-4	205	Fr.	Stockbridge, Ga. / Woodland HS
84	Wallace Corker	WR	6-4	174	So.	Stockbridge, Ga. / Woodland HS
85	Phillip Brown	WR	6-3	237	So.	Birmingham, Ala. / UAB / Spain Park HS
86	Larry Brown	TE	6-4	258	Jr.	Atlanta, Ga. / Maynard Jackson HS
87	Ismail Saleem	WR	5-11	170	R-Jr.	Montgomery, Ala. / Troy / Carver HS
88	Nygel Lee	WR	6-1	190	Jr.	Midlothain, Va. / James River HS
89	Stevie Smiley	DL	6-3	253	Sr.	Brundidge, Ala. / Pike County HS
90	Lucky Oyovwi	DL	6-4	225	R-So.	Elmore, Ala. / Troy / Edgewood Academy
92	Andrew Ogletree	DL	6-4	273	Fr.	Columbus, Ga. / Carver HS
94	Christian Clark	DL	6-1	373	Jr.	Euclid, Ohio / Glenville HS
96	J'Lan Carson	DL	5-11	260	Jr.	Phenix City, Ala. / Central HS
97	Daymon Williams	DL	6-4	259	Fr.	Cleveland, Ohio / Glenville HS
98	Devin March	DL	6-3	235	Fr.	Dothan, Ala. / Houston County HS
	Palmer Graham	WR	5-9	165	Jr.	Chicago, Ill. / Conant HS
	Tyrus Jones	RB	5-10	175	So.	Luverne, Ala. / Luverne HS
	Damon Lloyd	DL	6-4	250	Fr.	Hurtsboro, Ala. / Russell County HS
	Carl-Louis Luckmann	WR	5-10	175	Jr.	Hemmingen, Germany / Heinrich-Boell-Oberschule
	Xavius Mitchell	DB	5-9	168	Fr.	Lithonia, Ga. / Arabia Mountain HS
	Chandon Page	DL	6-2	322	Fr.	Nashville, Tenn. / Pearl-Cohn HS
	Herbert Parham	DL	5-11	338	Fr.	Edgewood, Md. / Edgewood HS
	Montevious Pogue	WR	6-1	190	So.	Dadeville, Ala. / Dadeville HS
	Brandon Rogers	LB	6-1	227	Fr.	Mobile, Ala. / Murphy HS
	Bryan West	WR	5-10	133	Fr.	Cleveland Heights, Ohio / Glenville HS
	David Whitlow	DB	6-0	190	R-Sr.	Montgomery, Ala. / Jeff Davis HS

NO	NAME	POS
98	Devin March	DL
82	Moses Marshall	TE
26	Kimar Martin	DB
70	Charlie Maxwell	OL
	Xavier Mitchell	DB
64	Isaac Nickson	DL
92	Andrew Ogletree	DL
90	Lucky Oyovwi	DL
	Chandon Page	DL
	Herbert Parham	DL
7	Darryl Pearson, Jr.	QB
76	John Pierce	OL
	Montavious Pogue	WR
27	Aaron Pope	DB
4	Robert Pritchett	DB
30	Carlos Quintinilla	K/P
45	Cameron Rampersaud	DL
47	Kurron Ramsey	DB
54	Dylan Reneker	LS
3	Dennis Roberts	DB
13	Dakota Rocker	QB
	Brandon Rogers	LB
42	Jarkeith Ruffin	LB
87	Ismail Saleem	WR
57	Devin Santana	DL
11	Chris Scott	QB
54	Garrett Shelton	LS
89	Stevie Smiley	DL
55	Nicholas Smith	LB
77	Randall Smith	OL
81	Marquez Spencer	WR
68	Taurrian Stafford	OL
16	Nicholas Terry	LB
38	Myles Thomas	DB
60	Carl Thompson	OL
25	Lawrence Tolbert	DB
80	Delancey Tolliver	WR
17	Daniel Troutman	DB
39	Delshon Waller	DB
55	Bryce Webster	LB
40	Devonte Webster	LB
2	Romelo Webster	LB
	Bryan West	WR
	David Whitlow	DB
97	Daymon Williams	DL
15	Joe Williams	WR
65	Jordan Williams	OL
37	Miles Williams	DB
69	Damian Wilson	OL
15	Devontae Winston	DB
33	Alaine Wint	DB



2018 HORNETS ALPHABETICAL ROSTER

NO	NAME	POS	HT	WT	YR	HOMETOWN / PREVIOUS SCHOOL / HIGH SCHOOL
59	Abraham Adesipe	LB	6-3	195	So.	Houston, Texas / Alief Taylor HS
26	JaSean Allen	LS	5-8	183	Fr.	Stockbridge, Ga. / Stockbridge HS
8	Tyrek Allen	WR	6-0	168	Jr.	San Antonio, Texas / San Francisco City / Stevens HS
5	Alex Anderson	RB	6-0	208	Sr.	Miami Gardens, Fla. / Miramar HS
49	Ishmael Aurismond	DL	6-3	240	Sr.	Miami, Fla. / Middle Tennessee / Hialeah HS
2	Dieuly Aristilde, Jr.	WR	6-4	206	Jr.	Boynton Beach, Fla. / E. Michigan / Boynton Beach HS
56	Craig Bell	LB	6-1	240	Jr.	Montgomery, Ala. / Lee HS
34	Devon Booker	DB	6-1	180	Jr.	Cincinnati, Ohio / Winton Woods HS
29	Davian Brantley	DB	5-10	183	Sr.	Selma, Ala. / Selma HS
52	Malik Bridgers	LB	6-0	205	R-Sr.	Baltimore, Md. / St. Francis HS
75	De'Andre Brown	OL	6-6	289	R-Jr.	Tampa, Fla. / Monroe College / Wharton HS
86	Larry Brown	TE	6-4	258	Jr.	Atlanta, Ga. / Maynard Jackson HS
71	Leeward Brown	OL	6-4	335	R-Jr.	Miami, Fla. / Tulane University / Miramar HS
85	Phillip Brown	WR	6-3	237	So.	Birmingham, Ala. / UAB / Spain Park HS
45	Austin Brundidge	LB	5-11	210	R-Fr.	Birmingham, Ala. / Presbyterian / Ramsay HS
62	Juwan Callines	OL	6-6	357	Fr.	Portsmouth, Va. / I.C. Norcom HS
96	J'Lan Carson	DL	5-11	260	Jr.	Phenix City, Ala. / Central HS
94	Christian Clark	DL	6-1	373	Jr.	Euclid, Ohio / Glenville HS
40	Bryce Coley	LB	6-3	215	Sr.	Washington, DC / Surractsville HS
41	Gary Cook	RB	6-1	200	R-Fr.	Tuskegee, Ala. / Notasulga HS
84	Wallace Corker	WR	6-4	174	So.	Stockbridge, Ga. / Woodland HS
63	Christian Craddock	OL	6-3	240	Fr.	Bellaire, Texas / Bellaire HS
35	Anthony Craven	P/K	6-2	227	Jr.	Linden, Calif. / American River College / Linden HS
6	Tadarian Dale	RB	5-11	230	Fr.	Prichard, Ala. / Vigor HS
12	KHA'Darris Davis	QB	6-0	184	R-So.	Bessemer, Ala. / Bessemer City HS
83	Terrance Ellis	DL	6-4	205	Fr.	Stockbridge, Ga. / Woodland HS
32	Talesin Farmer	RB	6-0	218	So.	Garfield Heights, Ohio / Glenville HS
10	Jimmy Ferrell	WR	6-2	232	R-So.	Nashville, Tenn. / Pearl-Cohn HS
15	Joshua Fisher	DB	5-11	162	Fr.	Riverside, Calif. / King HS
66	Matthew Foster	OL	6-6	260	R-Fr.	Stockbridge, Ga. / Stockbridge HS
21	George Golden	RB	5-8	162	So.	Fort Lauderdale, Fla. / Dillard HS
48	Trevor Goodrum	DL	6-4	209	So.	Pompano Beach, Fla. / Georgia Prep / Blanch Eley HS
78	Jaterrius Gullely	OL	6-2	341	Sr.	Hoover, Ala. / BYU / Hoover HS
	Palmer Graham	WR	5-9	165	Jr.	Chicago, Ill. / Conant HS
20	Ezra Gray	RB	5-9	167	Jr.	Lynn Haven, Fla. / Mosley HS
44	Ricky Haley	DL	6-3	264	Sr.	Norfolk, Va. / Maury HS
18	Jamir Hannah	WR	6-3	200	Sr.	Atlanta, Ga. / Cedar Grove HS
53	Hunter Hanson	K	5-9	181	So.	Montgomery, Ala. / Alabama Christian Academy
6	Jeffrey Hill	DB	5-9	175	R-Jr.	Hollywood, Fla. / Northern Illinois / Miramar HS
24	Joshua Hill	DB	5-10	186	Jr.	Prichard, Ala. / Vigor HS
1	Jeremiah Hixon	WR	5-11	165	Fr.	Spanish Fort, Ala. / Spanish Fort HS
43	Marquis Howard	DB	5-11	177	R-So.	Montgomery, Ala. / Northern Illinois / Lee HS
67	Trevonte Howard	OL	6-4	327	R-Fr.	Union Springs, Ala. / Bullock County HS
58	Tytus Howard	OL	6-6	308	R-Sr.	Monroeville, Ala. / Monroe County HS
10	Keenan Isaac	DB	6-3	178	Fr.	Midfield, Ala. / Midfield HS
19	Michael Jefferson	WR	6-3	188	Fr.	Mobile, Ala. / Murphy HS
46	Darron Johnson	LB	6-1	216	Jr.	Memphis, Tenn. / Ridgeway HS
80	De'Quan Johnson	WR	6-2	178	R-Fr.	Selma, Ala. / Southside HS
14	Kobie Jones	DB	5-11	175	R-So.	Ocala, Fla. / Dunnellon HS
73	Tracey Jones	OL	6-4	343	Sr.	Thomaston, Ga. / Georgia Military Academy
	Tyrus Jones	RB	5-10	175	So.	Luverne, Ala. / Luverne HS
23	Anthony Jones, Jr.	LB	5-10	199	R-So.	Chelsea, Ala. / Chelsea HS
50	Darius King	LB	5-11	222	R-So.	Phenix City, Ala. / Central HS
9	Joshua Knight	WR	5-10	170	Fr.	Montgomery, Ala. / Park Crossing HS
88	Nygel Lee	WR	6-1	190	Jr.	Midlothain, Va. / James River HS
	Damon Lloyd	DL	6-4	250	Fr.	Hurtsboro, Ala. / Russell County HS
	Carl-Louis Luckmann	WR	5-10	175	Jr.	Hemmingen, Germany / Heinrich-Boell-Oberschule
22	CJ Leggett	RB	5-9	217	Gr.	Suwanee, Ga. / North Gwinnett HS / Mercer
36	Dontrey Manley	RB	5-10	158	Fr.	Union Springs, Ala. / Bullock County HS
98	Devin March	DL	6-3	235	Fr.	Dothan, Ala. / Houston County HS

NO	NAME	POS
1	Jeremiah Hixon	WR
2	Dieuly Aristilde, Jr.	WR
2	Romelo Webster	LB
3	Dennis Roberts	DB
4	Robert Pritchett	DB
5	Alex Anderson	RB
6	Jeffrey Hill	DB
6	Tadarian Dale	RB
7	Darryl Pearson, Jr.	QB
8	Tyrek Allen	WR
9	Austin Brundidge	LB
9	Joshua Knight	WR
10	Jimmy Ferrell	WR
10	Keenan Isaac	DB
11	Uvakeious McGhee	DL
11	Chris Scott	QB
12	KHA'Darris Davis	QB
13	Palmer Graham	WR
13	Dakota Rocker	QB
14	Kobie Jones	DB
15	Joe Williams	WR
15	Joshua Fisher	DB
16	Nicholas Terry	LB
17	Daniel Troutman	DB
18	Jamir Hannah	WR
19	Michael Jefferson	WR
20	Ezra Gray	RB
21	George Golden	RB
22	CJ Leggett	RB
23	Anthony Jones, Jr.	LB
24	Joshua Hill	DB
25	Lawrence Tolbert	DB
26	Kimar Martin	DB
26	JaSean Allen	LS
27	Aaron Pope	DB
28	Devontae Winston	DB
29	Davian Brantley	DB
30	Carlos Quintinilla	K/P
32	Talesin Farmer	RB
33	Alaine Wint	DB
34	Devin Booker	DB
35	Anthony Craven	P/K
36	Dontrey Manley	RB
37	Miles Williams	DB
38	Myles Thomas	DB
39	Delshon Waller	DB
40	Bryce Coley	LB
40	Devonte Webster	LB
41	Gary Cook	RB
42	Jarkeith Ruffin	LB
43	Marquis Howard	DB
44	Ricky Haley	DL
45	Cameron Rampersaud	DL
46	Darron Johnson	LB
47	Kurron Ramsey	DB
48	Trevor Goodrum	DL
49	Ishmael Aurismond	DL
50	Darius King	LB
52	Malik Bridgers	LB
53	Hunter Hanson	PK



2018 HORNETS ALPHABETICAL ROSTER

NO	NAME	POS	HT	WT	YR	HOMETOWN / PREVIOUS SCHOOL / HIGH SCHOOL
82	Moses Marshall	TE	6-3	232	R-So.	Cleveland, Ohio / Kansas / Erie CC / Brush HS
26	Kimar Martin	DB	5-9	170	Jr.	Deerfield Beach, Fla. / Deerfield Beach HS
70	Charlie Maxwell	OL	6-4	273	Fr.	Florence, Ala. / Florence HS
11	Uvakeious McGhee	DL	6-4	243	Sr.	Montgomery, Ala. / Troy / Jeff Davis HS
	Xavius Mitchell	DB	5-9	168	Fr.	Lithonia, Ga. / Arabia Mountain HS
64	Isaac Nickson	DL	6-4	295	Jr.	Banks, Ala. / Pike County HS
92	Andrew Ogletree	DL	6-4	273	Fr.	Columbus, Ga. / Carver HS
90	Lucky Oyovwi	DL	6-4	225	R-So.	Elmore, Ala. / Troy / Edgewood Academy
	Chandon Page	DL	6-2	322	Fr.	Nashville, Tenn. / Pearl-Cohn HS
	Herbert Parham	DL	5-11	338	Fr.	Edgewood, Md. / Edgewood HS
7	Darryl Pearson, Jr.	QB	6-3	202	R-So.	Duluth, Ga. / Arkansas State / Northview HS
76	John Pierce	OL	6-3	323	Jr.	Magnolia, Del. / Polytech HS
	Montevious Pogue	WR	6-1	190	So.	Dadeville, Ala. / Dadeville HS
27	Aaron Pope	DB	6-0	187	Jr.	Cleveland, Ohio / Glenville HS
4	Robert Pritchett	DB	5-8	190	Jr.	Lithonia, Ga. / Martin Luther King HS
30	Claudio Quintanilla	K/P	5-10	186	Fr.	Atlanta, Ga. / Tri-Cities HS
45	Cameron Rampersaud	DL	6-4	252	R-Jr.	Kissimmee, Fla. / ND College of Sciences / Liberty HS
47	Kurron Ramsey	DB	6-3	201	R-Sr.	Brandywine, Md. / Mount Vernon HS
54	Dylan Reneker	LS	6-1	195	Sr.	Tampa, Fla. / East Lake HS
3	Dennis Roberts	DB	6-1	199	R-Sr.	Miami, Fla. / ASA College / Northeast HS
	Brandon Rogers	LB	6-1	227	Fr.	Mobile, Ala. / Murphy HS
13	Dakota Rocker	QB	6-2	185	R-So.	Atlanta, Ga. / Tuskegee / Westlake HS
42	Jarkeith Ruffin	LB	6-2	231	Sr.	Pennington, Ala. / Pearl River CC / W. Lauderdale HS
87	Ismail Saleem	WR	5-11	170	R-Jr.	Montgomery, Ala. / Troy / Carver HS
57	Devin Santana	DL	6-3	253	Sr.	Tampa, Fla. / Florida Atlantic / Sickles HS
11	Chris Scott	QB	6-4	176	Fr.	Natchez, Miss. / East Mississippi CC / Natchez HS
54	Garrett Shelton	LS	6-3	210	Fr.	Cartersville, Ga. / Cartersville HS
89	Stevie Smiley	DL	6-3	253	Sr.	Brundidge, Ala. / Pike County HS
55	Nicholas Smith	LB	6-3	218	R-Fr.	Mobile, Ala. / Murphy HS
77	Randall Smith	DL	6-4	276	So.	Panama City, Fla. / Rutherford HS
81	Marquez Spencer	WR	6-0	181	So.	Atlanta, Ga. / Coffeyville CC / Atlanta Sports Aca.
68	Taurrian Stafford	OL	6-5	342	Fr.	Miami Beach, Fla. / Miami Central HS
16	Nicholas Terry	LB	6-4	235	So.	Canfield, Ohio / Fort Union Military Academy
38	Myles Thomas	DB	5-11	204	So.	Enterprise, Ala. / Enterprise HS
60	Carl Thompson	OL	6-3	282	Jr.	Miami, Fla. / Miami Jackson Senior HS
25	Lawrence Tolbert	DB	6-3	191	So.	Mobile, Ala. / Murphy HS
80	Delancey Tolliver	WR	6-4	210	Fr.	Montgomery, Ala. / Sidney Lanier HS
17	Daniel Troutman	DB	6-0	170	Fr.	Atlanta, Ga. / Mays HS
39	Delshon Waller	DB	5-10	169	Sr.	Houston, Texas / Fort Bend Marshall HS
55	Bryce Webster	LB	6-1	173	Fr.	Columbus, Ga. / Spencer HS
40	Devonte Webster	LB	6-1	178	Fr.	Columbus, Ga. / Spencer HS
2	Romelo Webster	DB	5-11	177	R-So.	Miramar, Fla. / Iowa State / Hallandale HS
	Bryan West	WR	5-10	133	Fr.	Cleveland Heights, Ohio / Glenville HS
	David Whitlow	DB	6-0	190	R-Sr.	Montgomery, Ala. / Jeff Davis HS
97	Daymon Williams	DL	6-4	259	Fr.	Cleveland, Ohio / Glenville HS
15	Joe Williams	WR	6-1	185	R-Sr.	Fort Myers, Fla. / Dunbar HS
65	Jordan Williams	OL	6-4	301	R-So.	Tallahassee, Fla. / Rickards HS
37	Miles Williams	DB	6-2	178	Jr.	Tampa, Fla. / Wharton HS
69	Damian Wilson	OL	6-3	351	R-Fr.	Clanton, Ala. / Chilton County HS
28	Devontae Winston	DB	6-0	160	Jr.	Upper Marlboro, Md. / Monroe JC / Dr. Henry A. Wise HS
33	Alaine Wint	DB	5-11	158	Jr.	Sunrise, Fla. / Piper HS

NO	NAME	POS
54	Dylan Reneker	LS
54	Garrett Shelton	LS
55	Nicholas Smith	LB
55	Bryce Webster	LB
56	Craig Bell	LB
57	Devin Santana	DL
58	Tytus Howard	OL
59	Abraham Adesipe	LB
60	Carl Thompson	OL
62	Juwan Callines	OL
63	Christian Craddock	OL
64	Isaac Nickson	DL
65	Jordan Williams	OL
66	Matthew Foster	OL
67	Trevonte Howard	OL
68	Taurrian Stafford	OL
69	Damian Wilson	OL
70	Charlie Maxwell	OL
71	Leeward Brown	OL
73	Tracey Jones	OL
75	De'Andre Brown	OL
76	John Pierce	OL
77	Randall Smith	OL
78	Jaterrius Guley	OL
80	De'Quan Johnson	WR
80	Delancey Tolliver	WR
81	Marquez Spencer	WR
82	Moses Marshall	TE
83	Terrance Ellis	DL
84	Wallace Corker	WR
85	Phillip Brown	WR
86	Larry Brown	TE
87	Ismail Saleem	WR
88	Nygel Lee	WR
89	Stevie Smiley	DL
90	Lucky Oyovwi	DL
92	Andrew Ogletree	DL
94	Christian Clark	DL
96	J'Lan Carson	DL
97	Daymon Williams	DL
98	Devin March	DL
	Tyrus Jones	RB
	Damon Lloyd	DL
	Carl-Louis Luckmann	WR
	Xavier Mitchell	DB
	Chandon Page	DL
	Herbert Parham	DL
	Montavious Pogue	WR
	Brandon Rogers	LB
	Bryan West	WR
	David Whitlow	DB



2018 HORNETS ROSTER (MAJORS)

NO	NAME	POS	HT	WT	YR	HOMETOWN / PREVIOUS SCHOOL / HIGH SCHOOL	MAJOR
59	Abraham Adesipe	LB	6-3	195	So.	Houston, Texas / Alief Taylor HS	Accounting
26	JaSean Allen	LS	5-8	183	Fr.	Stockbridge, Ga. / Stockbridge HS	Undecided
8	Tyrek Allen	WR	6-0	168	Jr.	San Antonio, Texas / San Francisco City / Stevens HS	Interdisciplinary Studies
5	Alex Anderson	RB	6-0	208	Sr.	Miami Gardens, Fla. / Miramar HS	Criminal Justice
49	Ishmael Aurismond	DL	6-3	240	Sr.	Miami, Fla. / Middle Tennessee / Hialeah HS	Communications (graduate)
2	Dieuly Aristilde, Jr.	WR	6-4	206	Jr.	Boynton Beach, Fla. / E. Michigan / Boynton Beach HS	Interdisciplinary Studies
56	Craig Bell	LB	6-1	240	Jr.	Montgomery, Ala. / Lee HS	Communications / PR
34	Devon Booker	DB	6-1	180	Jr.	Cincinnati, Ohio / Winton Woods HS	Communications
29	Davian Brantley	DB	5-10	183	Sr.	Selma, Ala. / Selma HS	Rehab Services (graduate)
52	Malik Bridgers	LB	6-0	205	R-Sr.	Baltimore, Md. / St. Francis HS	Political Science
75	De'Andre Brown	OL	6-6	289	R-Jr.	Tampa, Fla. / Monroe College / Wharton HS	Criminal Justice
86	Larry Brown	TE	6-4	258	Jr.	Atlanta, Ga. / Maynard Jackson HS	Interdisciplinary Studies
71	Leeward Brown	OL	6-4	335	R-Jr.	Miami, Fla. / Tulane University / Miramar HS	Communications / PR
85	Phillip Brown	WR	6-3	237	So.	Birmingham, Ala. / UAB / Spain Park HS	Interdisciplinary Studies
45	Austin Brundidge	LB	5-11	210	R-Fr.	Birmingham, Ala. / Presbyterian / Ramsay HS	Criminal Justice
62	Juwan Callines	OL	6-6	357	Fr.	Portsmouth, Va. / I.C. Norcom HS	Computer Info Systems
96	J'Lan Carson	DL	5-11	260	Jr.	Phenix City, Ala. / Central HS	Recreational Therapy
94	Christian Clark	DL	6-1	373	Jr.	Euclid, Ohio / Glenville HS	Interdisciplinary Studies
40	Bryce Coley	LB	6-3	215	Sr.	Washington, DC / Surractsville HS	Communciations
41	Gary Cook	RB	6-1	200	R-Fr.	Tuskegee, Ala. / Notasulga HS	Undecided
84	Wallace Corker	WR	6-4	174	So.	Stockbridge, Ga. / Woodland HS	Secondary Education / History
63	Christian Craddock	OL	6-3	240	Fr.	Bellaire, Texas / Bellaire HS	Business Marketing
35	Anthony Craven	P/K	6-2	227	Jr.	Linden, Calif. / American River College / Linden HS	Interdisciplinary Studies
6	Tadarian Dale	RB	5-11	230	Fr.	Prichard, Ala. / Vigor HS	Undecided
12	KHA'Darris Davis	QB	6-0	184	R-So.	Bessemer, Ala. / Bessemer City HS	Criminal Justice
83	Terrance Ellis	DL	6-4	205	Fr.	Stockbridge, Ga. / Woodland HS	Undecided
32	Talesin Farmer	RB	6-0	218	So.	Garfield Heights, Ohio / Glenville HS	Interdisciplinary Studies
10	Jimmy Ferrell	WR	6-2	232	R-So.	Nashville, Tenn. / Pearl-Cohn HS	Interdisciplinary Studies
15	Joshua Fisher	DB	5-11	162	Fr.	Riverside, Calif. / King HS	Business Marketing
66	Matthew Foster	OL	6-6	260	R-Fr.	Stockbridge, Ga. / Stockbridge HS	Criminal Justice
21	George Golden	RB	5-8	162	So.	Fort Lauderdale, Fla. / Dillard HS	Criminal Justice
48	Trevor Goodrum	DL	6-4	209	So.	Pompano Beach, Fla. / Georgia Prep / Blanch Eley HS	Communications
78	Jaterrius Gulley	OL	6-2	341	Sr.	Hoover, Ala. / BYU / Hoover HS	Psychology
	Palmer Graham	WR	5-9	165	Jr.	Chicago, Ill. / Conant HS	Criminal Justice
20	Ezra Gray	RB	5-9	167	Jr.	Lynn Haven, Fla. / Mosley HS	Computer Info Systems
44	Ricky Haley	DL	6-3	264	Sr.	Norfolk, Va. / Maury HS	Criminal Justice
18	Jamir Hannah	WR	6-3	200	Sr.	Atlanta, Ga. / Cedar Grove HS	Communciations
53	Hunter Hanson	K	5-9	181	So.	Montgomery, Ala. / Alabama Christian Academy	Business Marketing
6	Jeffrey Hill	DB	5-9	175	R-Jr.	Hollywood, Fla. / Northern Illinois / Miramar HS	Interdisciplinary Studies
24	Joshua Hill	DB	5-10	186	Jr.	Pritchard, Ala. / Vigor HS	Mathematics
1	Jeremiah Hixon	WR	5-11	165	Fr.	Spanish Fort, Ala. / Spanish Fort HS	Undecided
43	Marquis Howard	DB	5-11	177	R-So.	Montgomery, Ala. / Northern Illinois / Lee HS	Criminal Justice
67	Trevonte Howard	OL	6-4	327	R-Fr.	Union Springs, Ala. / Bullock County HS	Accounting
58	Tytus Howard	OL	6-6	308	R-Sr.	Monroeville, Ala. / Monroe County HS	Criminal Justice
10	Keenan Isaac	DB	6-3	178	Fr.	Midfield, Ala. / Midfield HS	Undecided
19	Michael Jefferson	WR	6-3	188	Fr.	Mobile, Ala. / Murphy HS	Physical Education
46	Darron Johnson	LB	6-1	216	Jr.	Memphis, Tenn. / Ridgeway HS	Social Work
80	De'Quan Johnson	WR	6-2	178	R-Fr.	Selma, Ala. / Southside HS	Physical Education
14	Kobie Jones	DB	5-11	175	R-So.	Ocala, Fla. / Dunnellon HS	Political Science
73	Tracey Jones	OL	6-4	343	Sr.	Thomaston, Ga. / Georgia Military Academy	Criminal Justice
	Tyrus Jones	RB	5-10	175	So.	Luverne, Ala. / Luverne HS	Rehab Services
23	Anthony Jones, Jr.	LB	5-10	199	R-So.	Chelsea, Ala. / Chelsea HS	Rehab Services
50	Darius King	LB	5-11	222	R-So.	Phenix City, Ala. / Central HS	Communications
9	Joshua Knight	WR	5-10	170	Fr.	Montgomery, Ala. / Park Crossing HS	Interdisciplinary Studies
88	Nygel Lee	WR	6-1	190	Jr.	Midlothain, Va. / James River HS	Psychology
	Damon Lloyd	DL	6-4	250	Fr.	Hurtsboro, Ala. / Russell County HS	Undecided
	Carl-Louis Luckmann	WR	5-10	175	Jr.	Hemmingen, Germany / Heinrich-Boell-Oberschule	Business Management
22	CJ Leggett	RB	5-9	217	Gr.	Suwanee, Ga. / North Gwinnett HS / Mercer	Graduate Studies (App Tech)
36	Dontrey Manley	RB	5-10	158	Fr.	Union Springs, Ala. / Bullock County HS	Undecided
98	Devin March	DL	6-3	235	Fr.	Dothan, Ala. / Houston County HS	Undecided




2018 HORNETS ROSTER (MAJORS)

NO	NAME	POS	HT	WT	YR	HOMETOWN / PREVIOUS SCHOOL / HIGH SCHOOL	MAJOR
82	Moses Marshall	TE	6-3	232	R-So.	Cleveland, Ohio / Kansas / Erie CC / Brush HS	Communications
26	Kimar Martin	DB	5-9	170	Jr.	Deerfield Beach, Fla. / Deerfield Beach HS	Mathematics
70	Charlie Maxwell	OL	6-4	273	Fr.	Florence, Ala. / Florence HS	Criminal Justice
11	Uvakeious McGhee	DL	6-4	243	Sr.	Montgomery, Ala. / Troy / Jeff Davis HS	Psychology
	Xavius Mitchell	DB	5-9	168	Fr.	Lithonia, Ga. / Arabia Mountain HS	Undecided
64	Isaac Nickson	DL	6-4	295	Jr.	Banks, Ala. / Pike County HS	Criminal Justice
92	Andrew Ogletree	DL	6-4	273	Fr.	Columbus, Ga. / Carver HS	Undecided
90	Lucky Oyovwi	DL	6-4	225	R-So.	Elmore, Ala. / Troy / Edgewood Academy	
	Chandon Page	DL	6-2	322	Fr.	Nashville, Tenn. / Pearl-Cohn HS	Coaching
	Herbert Parham	DL	5-11	338	Fr.	Edgewood, Md. / Edgewood HS	Undecided
7	Darryl Pearson, Jr.	QB	6-3	202	R-So.	Duluth, Ga. / Arkansas State / Northview HS	Psychology
76	John Pierce	OL	6-3	323	Jr.	Magnolia, Del. / Polytech HS	Recreational Therapy
	Montevious Pogue	WR	6-1	190	So.	Dadeville, Ala. / Dadeville HS	Business Management
27	Aaron Pope	DB	6-0	187	Jr.	Cleveland, Ohio / Glenville HS	Communciations
4	Robert Pritchett	DB	5-8	190	Jr.	Lithonia, Ga. / Martin Luther King HS	Business Management
30	Claudio Quintanilla	K/P	5-10	186	Fr.	Atlanta, Ga. / Tri-Cities HS	Business Marketing
45	Cameron Rampersaud	DL	6-4	252	R-Jr.	Kissimmee, Fla. / ND College of Sciences / Liberty HS	Biology Pre-Health
47	Kurron Ramsey	DB	6-3	201	R-Sr.	Brandywine, Md. / Mount Vernon HS	Political Science
54	Dylan Reneker	LS	6-1	195	Sr.	Tampa, Fla. / East Lake HS	Finance
3	Dennis Roberts	DB	6-1	199	R-Sr.	Miami, Fla. / ASA College / Northeast HS	Psychology
	Brandon Rogers	LB	6-1	227	Fr.	Mobile, Ala. / Murphy HS	Biology Pre-Health
13	Dakota Rocker	QB	6-2	185	R-So.	Atlanta, Ga. / Tuskegee / Westlake HS	Interdisciplinary Studies
42	Jarkeith Ruffin	LB	6-2	231	Sr.	Pennington, Ala. / Pearl River CC / W. Lauderdale HS	Criminal Justice
87	Ismail Saleem	WR	5-11	170	R-Jr.	Montgomery, Ala. / Troy / Carver HS	Social Work
57	Devin Santana	DL	6-3	253	Sr.	Tampa, Fla. / Florida Atlantic / Sickles HS	Interdisciplinary Studies
11	Chris Scott	QB	6-4	176	Fr.	Natchez, Miss. / East Mississippi CC / Natchez HS	Undecided
54	Garrett Shelton	LS	6-3	210	Fr.	Cartersville, Ga. / Cartersville HS	Spanish / Secondary Ed
89	Stevie Smiley	DL	6-3	253	Sr.	Brundidge, Ala. / Pike CountyHS	Coaching
55	Nicholas Smith	LB	6-3	218	R-Fr.	Mobile, Ala. / Murphy HS	Biomedical Engineering
77	Randall Smith	DL	6-4	276	So.	Panama City, Fla. / Rutherford HS	Criminal Justice
81	Marquez Spencer	WR	6-0	181	So.	Atlanta, Ga. / Coffeyville CC / Atlanta Sports Academy	Communications / PR
68	Taurrian Stafford	OL	6-5	342	Fr.	Miami Beach, Fla. / Miami Central HS	Undecided
16	Nicholas Terry	LB	6-4	235	So.	Canfield, Ohio / Fort Union Military Academy	Forensic Biology
38	Myles Thomas	DB	5-11	204	So.	Enterprise, Ala. / Enterprise HS	Psychology
60	Carl Thompson	OL	6-3	282	Jr.	Miami, Fla. / Miami Jackson Senior HS	Computer Info Systems
25	Lawrence Tolbert	DB	6-3	191	So.	Mobile, Ala. / Murphy HS	Recreational Therapy
80	Delancey Tolliver	WR	6-4	210	Fr.	Montgomery, Ala. / Sidney Lanier HS	Undecided
17	Daniel Troutman	DB	6-0	170	Fr.	Atlanta, Ga. / Mays HS	Undecided
39	Delshon Waller	DB	5-10	169	Sr.	Houston, Texas / Fort Bend Marshall HS	Coaching
55	Bryce Webster	LB	6-1	173	Fr.	Columbus, Ga. / Spencer HS	Undecided
40	Devonte Webster	LB	6-1	178	Fr.	Columbus, Ga. / Spencer HS	Undecided
2	Romelo Webster	DB	5-11	177	R-So.	Miramar, Fla. / Iowa State / Hallandale HS	
	Bryan West	WR	5-10	133	Fr.	Cleveland Heights, Ohio / Glenville HS	Undecided
	David Whitlow	DB	6-0	190	R-Sr.	Montgomery, Ala. / Jeff Davis HS	English
97	Daymon Williams	DL	6-4	259	Fr.	Cleveland, Ohio / Glenville HS	Undecided
15	Joe Williams	WR	6-1	185	R-Sr.	Fort Myers, Fla. / Dunbar HS	Rehab Services (graduate)
65	Jordan Williams	OL	6-4	301	R-So.	Tallahassee, Fla. / Rickards HS	
37	Miles Williams	DB	6-2	178	Jr.	Tampa, Fla. / Wharton HS	Rehab Services
69	Damian Wilson	OL	6-3	351	R-Fr.	Clanton, Ala. / Chilton County HS	Communciations
28	Devontae Winston	DB	6-0	160	Jr.	Upper Marlboro, Md. / Monroe JC / Dr. Henry A. Wise HS	Interdisciplinary Studies
33	Alaine Wint	DB	5-11	158	Jr.	Sunrise, Fla. / Piper HS	Communications / PR



CAREER NUMBERS




59
ABRAHAM
ADESIPE
LINEBACKER

6-3 | 200 | Sophomore | 1L
Houston, Texas (Alief Taylor HS)

ADESIPE'S CAREER STATISTICS

Year	G	Tkls	Int-Yds	TFL	PBU	FR	FC	QBH
2018	3	2	0-0	0	0	0	0	0
2017	6	1	0-0	0	0	0	0	0
Totals	9	3	0-0	0	0	0	0	0



8
TYREK
ALLEN
WIDE RECEIVER

6-0 | 168 | Junior | TR
San Antonio, Texas (San Francisco City)

ALLEN'S CAREER STATISTICS

Year	G	Att	Yds	Avg	TD	Rec	Yds	Avg	TD
2018	6	0	0	0.0	0	7	257	36.7	3
Totals	6	0	0	0.0	0	7	257	36.7	3



5
ALEX
ANDERSON
RUNNING BACK

6-0 | 207 | Senior | 3L
Miami Gardens, Fla. (Miramar HS)

ANDERSON'S CAREER STATISTICS

Year	G	Att	Yds	Avg	TD	Rec	Yds	Avg	TD
2018	5	26	89	3.4	0	3	14	4.7	0
2017	9	69	278	3.7	1	5	25	5.0	1
2016	10	34	158	4.4	4	5	20	4.0	0
2015	7	57	325	5.6	2	14	107	7.6	0
Totals	31	186	850	4.6	7	27	166	6.1	1



2
DIEULY
ARISTILDE
WIDE RECEIVER

6-4 | 206 | Junior | TR
Boynton Beach, Fla. (Eastern Michigan)

ARISTILDE'S CAREER STATISTICS

Year	G	Att	Yds	Avg	TD	Rec	Yds	Avg	TD
2018	2	0	0	0.0	0	1	51	51.0	0
Totals	2	0	0	0.0	0	1	51	51.0	0



49
ISHMAEL
AURISMOND
DEFENSIVE LINE

6-3 | 240 | Senior | 2L
Miami, Fla. (Hialeah HS / Middle Tennessee)

AURISMOND'S CAREER STATISTICS

Year	G	Tkls	Int-Yds	TFL	PBU	FR	FC	QBH
2018	6	7	0-0	4	0	0	0	0
2017	11	37	0-0	4.5	0	0	2	4
2016	11	38	0-0	4.5	1	0	0	4
Totals	30	82	0-0	13	1	0	2	8



56
CRAIG
BELL
LINEBACKER

6-1 | 245 | Junior | 2L
Montgomery, Ala. (Lee HS)

BELL'S CAREER STATISTICS

Year	G	Tkls	Int-Yds	TFL	PBU	FR	FC	QBH
2018	4	2	0-0	0	0	0	0	0
2017	9	9	0-0	1	1	0	0	0
2016	2	3	0-0	0	0	0	0	0
Totals	14	14	0-0	1	0	0	0	0



34
DEVON
BOOKER
DEFENSIVE BACK

6-1 | 180 | Junior | 2L
Cincinnati, Ohio (Winton Woods HS)

BOOKER'S CAREER STATISTICS

Year	G	Tkls	Int-Yds	TFL	PBU	FR	FC	QBH
2018	6	11	0-0	0	0	2	2	0
2017	10	14	0-0	1	0	0	0	0
2016	9	2	0-0	0	0	0	1	0
Totals	24	27	0-0	1	0	2	3	0



29
DAVIAN
BRANTLEY
DEFENSIVE BACK

5-10 | 170 | R-Senior | 3L
Selma, Ala. (Selma HS)

BRANTLEY'S CAREER STATISTICS

Year	G	Tkls	Int-Yds	TFL	PBU	FR	FC	QBH
2018								
2017				DNP (injury)				
2016	6	5	0-0	1	0	0	0	0
2015	7	3	0-0	0	0	0	0	0
2014	3	1	0-0	0	0	0	0	0
Totals	16	9	0-0	1	0	0	0	0



52
MALIK
BRIDGERS
LINEBACKER

6-0 | 209 | R-Senior | 3L
Baltimore, Md. (St. Francis HS)

BRIDGERS'S CAREER STATISTICS

Year	G	Tkls	Int-Yds	TFL	PBU	FR	FC	QBH
2018	6	21	0-0	2.5	0	0	0	0
2017	11	47	0-0	3	1	0	0	2
2016	10	15	0-0	1.5	0	0	0	0
2015	11	14	0-0	0	0	0	0	0
Totals	38	97	0-0	7	1	0	0	2



CAREER NUMBERS



86
LARRY
BROWN, III

TIGHT END

6-4 | 222 | Junior | 2L
Atlanta, Ga. (Maynard Jackson HS)

BROWN'S CAREER STATISTICS

Year	G	Att	Yds	Avg	TD	Rec	Yds	Avg	TD
2018	1	0	0	0.0	0	1	4	4.0	0
2017	11	0	0	0.0	0	0	0	0.0	0
2016	3	0	0	0.0	0	1	9	9.0	0
Totals	15	0	0	0.0	0	2	13	6.5	0




85
PHILLIP
BROWN

TIGHT END

6-3 | 237 | Sophomore | TR
Birmingham, Ala. (Spain Park HS / UAB)

BROWN'S CAREER STATISTICS

Year	G	Att	Yds	Avg	TD	Rec	Yds	Avg	TD
2018	6	0	0	0.0	0	2	11	5.5	0
Totals	6	0	0	0.0	0	2	11	5.5	0



45
AUSTIN
BRUNDIDGE

LINEBACKER

5-11 | 210 | R-Freshman | TR
Birmingham, Ala. (Ramsey HS / Presbyterian)

BRUNDIDGE'S CAREER STATISTICS

Year	G	Tkls	Int-Yds	TFL	PBU	FR	FC	QBH
2018	1	0	0-0	0	0	0	0	0
Totals	1	0	0-0	0	0	0	0	0



96
J'LAN
CARSON

DEFENSIVE LINE

5-11 | 260 | Junior | 1L
Phenix City, Ala. (Central HS)

CARSON'S CAREER STATISTICS

Year	G	Tkls	Int-Yds	TFL	PBU	FR	FC	QBH
2018	6	9	0-0	1.0	0	0	0	0
2017	6	9	0-0	2	0	0	1	2
Totals	12	18	0-0	3.0	0	0	1	2



94
CHRISTIAN
CLARK

DEFENSIVE LINE

6-1 | 300 | Junior | 1L
Euclid, Ohio (Glenville HS)

CLARK'S CAREER STATISTICS

Year	G	Tkls	Int-Yds	TFL	PBU	FR	FC	QBH
2018	6	29	0-0	2	1	0	0	1
2017	11	24	0-0	4.5	1	0	0	4
Totals	17	53	0-0	6.5	1	0	0	5



40
BRYCE
COLEY

LINEBACKER

6-3 | 215 | Senior | 3L
Washington, D.C. (Surractsville HS)

COLEY'S CAREER STATISTICS

Year	G	Tkls	Int-Yds	TFL	PBU	FR	FC	QBH
2018								
2017	9	3	0-0	0	0	0	0	0
2016	10	4	0-0	1	0	0	0	0
2015	9	2	0-0	0	0	0	0	0
Totals	28	9	0-0	1	0	0	0	0



41
GARY
COOK

RUNNING BACK

6-1 | 195 | R-Freshman | RS
Tuskegee, Ala. (Notsulga HS)

COOK'S CAREER STATISTICS

Year	G	Att	Yds	Avg	TD	Rec	Yds	Avg	TD
2018	2	5	7	1.4	0	1	6	6.0	0
Totals	2	5	7	1.4	0	1	6	6.0	0



84
WALLACE
CORKER

WIDE RECEIVER

6-4 | 180 | Sophomore | 1L
Stockbridge, Ga. (Woodland HS)

CORKER'S CAREER STATISTICS

Year	G	Att	Yds	Avg	TD	Rec	Yds	Avg	TD
2018	6	0	0	0.0	0	13	112	8.6	0
2017	11	0	0	0.0	0	8	54	6.8	0
Totals	17	0	0	0.0	0	21	166	7.9	0



35
ANTHONY
CRAVEN

PUNTER

6-2 | 227 | Junior | TR
Linden, Calif. (American River JC)

CRAVEN'S CAREER STATISTICS

Year	No.	Yds	Avg	I20	50+
2018	45	1,947	43.3	16	6
Totals	45	1,947	43.3	16	6



CAREER NUMBERS



6

**TADARIAN
DALE**

RUNNING BACK

5-11 | 230 | Freshman | HS
Prichard, Ala. (Vigor HS)

DALE'S CAREER STATISTICS

Year	G	Att	Yds	Avg	TD	Rec	Yds	Avg	TD
2018	3	0	0	0.0	0	0	0	0.0	0
Totals	3	0	0	0.0	0	0	0	0.0	0



12

**KHA'DARRIS
DAVIS**

QUARTERBACK

6-0 | 170 | R-Sophomore | 1L
Bessemer, Ala. (Bessemer City HS)

DAVIS' CAREER STATISTICS

Year	G	Att	Yds	Avg	TD	C-A-I	Yds	TD
2018	5	22	-42	-1.9	0	31-62-3	348	4
2017	1	1	-1	-1.0	0	0-3-0	0	0
Totals	6	23	-43	-1.9	0	31-65-3	348	4



32

**TALESIN
FARMER**

RUNNING BACK

6-0 | 200 | Sophomore | AL
Garfield Heights, Ohio (Glenville HS)

FARMER'S CAREER STATISTICS

Year	G	Att	Yds	Avg	TD	Rec	Yds	Avg	TD
2018	6	25	90	3.6	0	3	38	12.7	0
2017	11	7	19	2.7	0	0	0	0.0	0
Totals	17	32	109	3.4	0	3	38	12.7	0



10

**JIMMY
FERRELL**

WIDE RECEIVER

6-2 | 190 | R-Sophomore | 1L
Nashville, Tenn. (Pearl-Cohn HS)

FERRELL'S CAREER STATISTICS

Year	G	Att	Yds	Avg	TD	Rec	Yds	Avg	TD
2018									
Totals									

FERRELL'S CAREER STATISTICS

Year	G	Att	Yds	Avg	TD	C-A-I	Yds	TD
2017	3	0	0	0.0	0	1-2-0	7	0
Totals	3	0	0	0.0	0	1-2-0	7	0



15

**JOSHUA
FISHER**

DEFENSIVE BACK

5-11 | 162 | Freshman | HS
Riverside, Calif. (King HS)

BRUNDIDGE'S CAREER STATISTICS

Year	G	Tkls	Int-Yds	TFL	PBU	FR	FC	QBH
2018	2	1	0-0	0	0	0	0	0
Totals	2	1	0-0	0	0	0	0	0



21

**GEORGE
GOLDEN**

RUNNING BACK

5-8 | 160 | Sophomore | 1L
Fort Lauderdale, Fla. (Dillard HS)

GOLDEN'S CAREER STATISTICS

Year	G	Att	Yds	Avg	TD	Rec	Yds	Avg	TD
2018	1	6	33	5.5	0	3	1	0.3	0
2017	11	82	406	5.0	1	11	70	6.4	1
Totals	12	88	439	5.0	1	14	71	5.1	1



48

**TREVOR
GOODRUM**

DEFENSIVE LINE

6-4 | 200 | Sophomore | 1L
Pompano Beach, Fla. (Blanche Ely HS)

GOODRUM'S CAREER STATISTICS

Year	G	Tkls	Int-Yds	TFL	PBU	FR	FC	QBH
2018	6	5	0-0	0.5	0	0	0	0
2017	10	9	0-0	3.5	0	0	0	2
Totals	16	14	0-0	4.0	0	0	0	2



13

**PALMER
GRAHAM**

WIDE RECEIVER

5-9 | 165 | Junior | 2L
Chicago, Ill. (James B. Conant HS)

GRAHAM'S CAREER STATISTICS

Year	G	Att	Yds	Avg	TD	Rec	Yds	Avg	TD
2018									
2017	11	1	-3	-3.0	0	1	8	8.0	0
2016	11	1	-1	-1.0	0	11	151	13.7	2
Totals	22	2	-4	-2.0	0	12	159	13.3	2



20

**EZRA
GRAY**

RUNNING BACK

5-9 | 170 | Junior | 2L
Lynn Haven, Fla. (Mosley HS)

GRAY'S CAREER STATISTICS

Year	G	Att	Yds	Avg	TD	Rec	Yds	Avg	TD
2018	6	67	287	4.3	2	8	24	3.0	0
2017	10	77	313	4.1	2	8	57	7.1	1
2016	6	7	21	3.0	0	3	28	9.3	0
Totals	22	150	633	4.2	4	19	109	5.7	1



CAREER NUMBERS



44

RICKY
HALEY

DEFENSIVE LINE

6-3 | 245 | Senior | 3L
Norfolk, Va. (Maury HS)

HALEY'S CAREER STATISTICS

Year	G	Tkls	Int-Yds	TFL	PBU	FR	FC	QBH
2018	6	19	0-0	2.5	0	1	1	1
2017	7	14	0-0	7	1	1	1	2
2016	10	20	1-60	1	2	0	0	5
2015	11	12	0-0	2.5	2	0	1	2
Totals	34	65	1-60	13.0	5	2	3	10



18

JAMIR
HANNAH

WIDE RECEIVER

6-3 | 200 | Senior | 3L
Atlanta, Ga. (Cedar Grove HS)

HANNAH'S CAREER STATISTICS

Year	G	Att	Yds	Avg	TD	Rec	Yds	Avg	TD
2018	6	0	0	0.0	0	7	84	12.0	0
2017	10	0	0	0.0	0	16	123	7.7	0
2016				DNP					
2015	10	0	0	0.0	0	23	290	12.6	2
2014	12	0	0	0.0	0	23	302	13.1	1
Totals	37	0	0	0.0	0	69	804	11.7	3



53

HUNTER
HANSON

KICKER

5-9 | 180 | Sophomore | 1L
Montgomery, Ala. (Alabama Christian)

HANSON'S CAREER STATISTICS

Year	FG	PAT	Points	Long FG
2018	6-11	7-7	25	38
2017	12-19	16-17	52	48
Totals	18-30	23-24	77	48



6

JEFFREY
HILL

DEFENSIVE BACK

5-9 | 167 | R-Junior | 1L
Miramar, Fla. (Miramar HS / Northern Illinois)

HILL'S CAREER STATISTICS

Year	G	Tkls	Int-Yds	TFL	PBU	FR	FC	QBH
2018	4	9	0-0	0	3	1	1	0
2017	11	23	1-12	1	11	0	0	0
Totals	15	32	1-12	1	14	1	1	0



24

JOSHUA
HILL

DEFENSIVE BACK

5-10 | 165 | Junior | 2L
Mobile, Ala. (Vigor HS)

HILL'S CAREER STATISTICS

Year	G	Tkls	Int-Yds	TFL	PBU	FR	FC	QBH
2018	6	40	0-0	1	1	1	3	0
2017	10	37	3-89	2	1	1	0	0
2016	11	31	0-0	1	6	0	0	0
Totals	27	107	3-89	4	8	2	3	0



1

JEREMIAH
HIXON

WIDE RECEIVER

5-11 | 165 | Freshman | HS
Spanish Fort, Ala. (Spanish Fort HS)

HIXON'S CAREER STATISTICS

Year	G	Att	Yds	Avg	TD	Rec	Yds	Avg	TD
2018	6	2	15	7.5	0	6	43	7.1	0
Totals	6	2	15	7.5	0	6	43	7.1	0



43

MARQUIS
HOWARD

DEFENSIVE BACK

5-11 | 180 | R-Sophomore | 1L
Montgomery, Ala. (Lee HS / Northern Illinois)

HOWARD'S CAREER STATISTICS

Year	G	Tkls	Int-Yds	TFL	PBU	FR	FC	QBH
2018	6	5	0-0	0	0	0	0	0
2017	7	5	0-0	0	1	0	1	0
Totals	13	10	0-0	0	1	0	1	0



10

KEENAN
ISAAC

DEFENSIVE BACK

6-3 | 176 | Freshman | HS
Midfield, Ala. (Midfield HS)

ISAAC'S CAREER STATISTICS

Year	G	Tkls	Int-Yds	TFL	PBU	FR	FC	QBH
2018	6	17	1-0	5	0	0	0	0
Totals	6	17	1-0	5	0	0	0	0



19

MICHAEL
JEFFERSON

WIDE RECEIVER

6-3 | 188 | Freshman | HS
Mobile, Ala. (Murphy HS)

JEFFERSON'S CAREER STATISTICS

Year	G	Att	Yds	Avg	TD	Rec	Yds	Avg	TD
2018	6	0	0	0.0	0	5	31	6.3	1
Totals	6	0	0	0.0	0	5	31	6.3	1



CAREER NUMBERS



46
DARRON
JOHNSON
LINEBACKER

6-1 | 225 | Junior | 2L
Memphis, Tenn. (Ridgeway HS)

JOHNSON'S CAREER STATISTICS

Year	G	Tkls	Int-Yds	TFL	PBU	FR	FC	QBH
2018	6	46	1-27	3	0	0	0	0
2017	11	40	0-0	6.5	0	0	0	1
2016	11	66	0-0	7	1	0	1	6
Totals	28	149	1-27	16.5	1	0	1	7



80
DE'QUAN
JOHNSON
WIDE RECEIVER

6-2 | 171 | R-Freshman | RS
Selma, Ala. (Southside HS)

JOHNSON'S CAREER STATISTICS

Year	G	Att	Yds	Avg	TD	Rec	Yds	Avg	TD
2018	2	0	0	0.0	0	1	18	18.0	0
Totals	2	0	0	0.0	0	1	18	18.0	0



14
KOBIE
JONES
DEFENSIVE BACK

5-11 | 175 | R-Sophomore | 1L
Ocala, Fla. (Dunnellon HS)

JONES' CAREER STATISTICS

Year	G	Att	Yds	Avg	TD	C-A-I	Yds	TD
2017	7	45	12	0.3	0	72-129-5	575	3
Totals	7	45	12	0.3	0	72-129-5	575	3

JONES' CAREER STATISTICS

Year	G	Tkls	Int-Yds	TFL	PBU	FR	FC	QBH
2018								
Totals								



23
ANTHONY
JONES, JR.
RUNNING BACK / LINEBACKER

5-9 | 196 | R-Sophomore | 1L
Chelsea, Ala. (Helena HS)

JONES' CAREER STATISTICS

Year	G	Att	Yds	Avg	TD	Rec	Yds	Avg	TD
2018	2	4	7	1.8	0	0	0	0.0	0
2017	6	15	41	2.7	0	1	2	2.0	0
Totals	8	19	48	2.5	0	1	2	2.0	0

JONES' CAREER STATISTICS

Year	G	Tkls	Int-Yds	TFL	PBU	FR	FC	QBH
2018	5	0	0-0	0	0	0	0	0
Totals	5	0	0-0	0	0	0	0	0



50
DARIUS
KING
LINEBACKER

5-11 | 230 | R-Sophomore | 1L
Phenix City, Ala. (Central HS)

KING'S CAREER STATISTICS

Year	G	Tkls	Int-Yds	TFL	PBU	FR	FC	QBH
2018	6	15	0-0	0	0	0	0	1
2017	9	12	0-0	0.5	0	1	0	0
2016	2	0	0-0	0	0	0	0	0
Totals	17	27	0-0	0.5	0	1	0	1



9
JOSHUA
KNIGHT
WIDE RECEIVER

5-10 | 170 | Freshman | RS
Montgomery, Ala. (Park Crossing HS)

KNIGHT'S CAREER STATISTICS

Year	G	Att	Yds	Avg	TD	Rec	Yds	Avg	TD
2018	5	0	0	0.0	0	1	20	20.0	0
Totals	5	0	0	0.0	0	1	20	20.0	0



88
NYGEL
LEE
WIDE RECEIVER

6-1 | 190 | Junior | 2L
Midlothian, Va. (James River HS)

LEE'S CAREER STATISTICS

Year	G	Att	Yds	Avg	TD	Rec	Yds	Avg	TD
2018	6	0	0	0.0	0	1	17	17.0	0
2017	11	0	0	0.0	0	11	98	8.9	0
2016	11	0	0	0.0	0	26	357	13.7	2
Totals	28	0	0	0.0	0	38	462	12.2	2



22
CJ
LEGGETT
RUNNING BACK

5-9 | 217 | Graduate | TR
Suwanee, Ga. (Mercer)

LEGGETT'S CAREER STATISTICS

Year	G	Att	Yds	Avg	TD	Rec	Yds	Avg	TD
2018	3	18	55	3.1	0	1	4	4.0	0
Totals	3	18	55	3.1	0	1	4	4.0	0



82
MOSES
MARSHALL
TIGHT END

6-3 | 232 | R-Sophomore | TR
Cleveland, Ohio (Erie CC / Kansas)

MARSHALL'S CAREER STATISTICS

Year	G	Att	Yds	Avg	TD	Rec	Yds	Avg	TD
2018	6	0	0	0.0	0	2	12	6.0	0
Totals	6	0	0	0.0	0	2	12	6.0	0



CAREER NUMBERS



26
KIMAR
MARTIN

DEFENSIVE BACK

5-9 | 170 | Junior | 2L
Deerfield Beach, Fla. (Deerfield Beach HS)

MARTIN'S CAREER STATISTICS

Year	G	Tkls	Int-Yds	TFL	PBU	FR	FC	QBH
2018	2	1	0-0	0	0	1	0	0
2017	9	5	0-0	0	0	0	0	0
2016				DNP				
Totals	11	6	0-0	0	0	1	0	0




11
UVAKEIOUS
MCGHEE

DEFENSIVE LINE

6-4 | 250 | Senior | 1L
Montgomery, Ala. (Jeff Davis HS / Troy)

MCGHEE'S CAREER STATISTICS

Year	G	Tkls	Int-Yds	TFL	PBU	FR	FC	QBH
2018	4	5	0-0	0	0	0	0	0
2017	11	26	0-0	5	1	1	0	2
Totals	15	31	0-0	5	1	1	0	2



90
LUCKY
OYOVWI

DEFENSIVE LINE

6-4 | 220 | R-Sophomore | TR
Elmore, Ala. (Edgewood Academy / Troy)

OYOVWI'S CAREER STATISTICS

Year	G	Tkls	Int-Yds	TFL	PBU	FR	FC	QBH
2018	6	4	0-0	2.5	0	0	0	0
Totals	6	4	0-0	2.5	0	0	0	0



7
DARRYL
PEARSON, JR.

QUARTERBACK

6-3 | 215 | R-Sophomore | 1L
Suwanee, Ga. (Northview HS / Arkansas St.)

PEARSON'S CAREER STATISTICS

Year	G	Att	Yds	Avg	TD	C-A-I	Yds	TD
2018	6	32	41	1.3	1	49-103-5	603	2
2017	10	58	248	4.3	2	53-122-3	481	4
Totals	16	90	289	3.2	3	102-215-6	1084	6



27
AARON
POPE

DEFENSIVE BACK

6-0 | 180 | Junior | 2L
Cleveland, Ohio (Glenville HS)

POPE'S CAREER STATISTICS

Year	G	Tkls	Int-Yds	TFL	PBU	FR	FC	QBH
2018	6	17	0-0	0	0	0	0	0
2017	9	4	1-41	0	1	0	0	0
2016				DNP				
Totals	15	21	1-41	0	1	0	0	0



4
ROBERT
PRITCHETT

DEFENSIVE BACK

5-8 | 175 | Junior | 2L
Lithonia, Ga. (Martin Luther King HS)

PRITCHETT'S CAREER STATISTICS

Year	G	Att	Yds	Avg	TD	Rec	Yds	Avg	TD
2017	5	19	98	5.2	1	4	39	9.8	0
2016	5	2	12	6.0	1	2	27	13.5	0
Totals	10	21	110	5.2	2	6	66	11.0	0

PRITCHETT'S CAREER STATISTICS

Year	G	Tkls	Int-Yds	TFL	PBU	FR	FC	QBH
2018								
Totals								



30
CLAUDIO
QUINTANILLA

KICKER

5-10 | 186 | Freshman | HS
Atlanta, Ga. (Tri-Cities HS)

QUINTANILLA'S CAREER STATISTICS

Year	FG	PAT	Points	Long FG
2018				
Totals				



45
CAMERON
RAMPERSAUD

DEFENSIVE LINE

6-4 | 250 | Senior | 1L
Kissimmee, Fla. (ND State College of Science)

RAMPERSAUD'S CAREER STATISTICS

Year	G	Tkls	Int-Yds	TFL	PBU	FR	FC	QBH
2018								
2017	2	2	0-0	0	0	0	0	1
Totals	2	2	0-0	0	0	0	0	1



47
KURRON
RAMSEY

DEFENSIVE BACK

6-3 | 193 | Senior | 3L
Brandywine, Md. (Mount Vernon HS)

RAMSEY'S CAREER STATISTICS

Year	G	Tkls	Int-Yds	TFL	PBU	FR	FC	QBH
2018	6	41	0-0	0	0	0	1	0
2017	11	38	0-0	2.5	3	1	0	0
2016	11	34	1-14	1	4	0	0	0
2015	10	27	1-8	0	6	1	0	0
Totals	38	143	2-22	3.5	13	2	1	0



CAREER NUMBERS



54
DYLAN
RENAKER

LONG SNAPPER

6-1 | 205 | Senior | 3L
Tampa, Fla. (East Lake HS)

RENAKER'S CAREER STATISTICS

Year	G	Tkls	Int-Yds	TFL	PBU	FR	FC	QBH
2018	2	0	0-0	0	0	0	0	0
2017	11	1	0-0	0	0	0	0	0
2016	11	4	0-0	0	0	2	0	0
2015	9	2	0-0	0	0	0	0	0
Totals	32	7	0-0	0	0	2	0	0



3
DENNIS
ROBERTS IV

DEFENSIVE BACK

6-1 | 200 | R-Senior | 2L
Miami, Fla. (Dwyer HS / ASA College)

ROBERTS' CAREER STATISTICS

Year	G	Tkls	Int-Yds	TFL	PBU	FR	FC	QBH
2018	6	27	2-5	2.5	0	0	0	0
2017	11	38	1-31	6	2	0	0	1
2016	10	10	0-0	0	4	0	0	0
Totals	27	75	3-36	8.5	6	0	0	1



13
DAKOTA
ROCKER

QUARTERBACK

6-2 | 185 | R-Sophomore | TR
Atlanta, Ga. (Westlake HS / Tuskegee)

ROCKER'S CAREER STATISTICS

Year	G	Att	Yds	Avg	TD	C-A-I	Yds	TD
2018	3	10	-15	-1.5	0	8-16-0	28	0
Totals	3	10	-15	-1.5	0	8-16-0	28	0



42
JARKEITH
RUFFIN

LINEBACKER

6-2 | 235 | Senior | 2L
Pennington, Ala. (W. Lauderdale / Pearl River)

RUFFIN'S CAREER STATISTICS

Year	G	Tkls	Int-Yds	TFL	PBU	FR	FC	QBH
2018	6	20	0-0	2	0	1	0	0
2017	9	32	0-0	2.5	0	1	2	1
2016	11	22	1-0	0.5	0	0	0	0
Totals	26	74	1-0	5	0	2	2	1



87
ISMAIL
SALEEM

WIDE RECEIVER

5-11 | 170 | R-Junior | TR
Montgomery, Ala. (Carver HS / Troy)

SALEEM'S CAREER STATISTICS

Year	G	Att	Yds	Avg	TD	Rec	Yds	Avg	TD
2018	3	1	-4	-4.0	0	3	51	17.0	0
Totals	3	1	-4	-4.0	0	3	51	17.0	0



57
DEVIN
SANTANA

DEFENSIVE LINE

6-3 | 250 | Senior | 2L
Tampa, Fla. (Sickles HS / Florida Atlantic)

SANTANA'S CAREER STATISTICS

Year	G	Tkls	Int-Yds	TFL	PBU	FR	FC	QBH
2018	6	17	0-0	4	0	1	0	1
2017	11	33	0-0	5.5	0	0	2	0
2016	7	8	0-0	0.5	0	0	0	3
Totals	24	58	0-0	9.5	0	1	2	4



54
GARRETT
SHELTON

LONG SNAPPER

6-3 | 210 | Freshman | HS
Cartersville, Ga. (Cartersville HS)

SHELTON'S CAREER STATISTICS

Year	G	Tkls	Int-Yds	TFL	PBU	FR	FC	QBH
2018	4	0	0-0	0	0	0	0	0
Totals	4	0	0-0	0	0	0	0	0



89
STEVIE
SMILEY

DEFENSIVE LINE

6-3 | 247 | Senior | 2L
Brundidge, Ala. (Pike County HS)

SMILEY'S CAREER STATISTICS

Year	G	Tkls	Int-Yds	TFL	PBU	FR	FC	QBH
2018	4	4	0-0	2	0	0	0	0
2017	7	3	0-0	0	0	0	0	0
Totals	11	7	0-0	2	0	0	0	0



55
NICHOLAS
SMITH

LINEBACKER

6-0 | 218 | R-Freshman | HS
Mobile, Ala. (Murphy HS)

SMITH'S CAREER STATISTICS

Year	G	Tkls	Int-Yds	TFL	PBU	FR	FC	QBH
2018								
Totals								



CAREER NUMBERS



77

RANDALL
SMITH

DEFENSIVE LINE

6-4 | 265 | Sophomore | 1L
Panama City, Fla. (Rutherford HS)

SMITH'S CAREER STATISTICS

Year	G	Tkls	Int-Yds	TFL	PBU	FR	FC	QBH
2018	5	4	0-0	0	0	0	0	0
2017	5	1	0-0	0	1	0	0	0
Totals	10	5	0-0	0	1	0	0	0



81

MARQUEZ
SPENCER

WIDE RECEIVER

6-0 | 177 | Sophomore | 1L
Atlanta, Ga. (Atlanta Sports Academy)

SPENCER'S CAREER STATISTICS

Year	G	Att	Yds	Avg	TD	Rec	Yds	Avg	TD
2018	5	0	0	0.0	0	9	115	12.8	0
2017	9	1	13	13.0	0	3	21	7.0	0
Totals	14	1	13	13.0	0	12	136	11.3	0



16

NICHOLAS
TERRY

LINEBACKER

6-4 | 235 | Sophomore | 1L
Canfield, Ohio (Austintown Fitch HS)

TERRY'S CAREER STATISTICS

Year	G	Tkls	Int-Yds	TFL	PBU	FR	FC	QBH
2018	6	14	0-0	0.5	0	0	0	0
2017	11	15	0-0	3	0	0	0	1
Totals	17	29	0-0	3.5	0	0	0	1



38

MYLES
THOMAS

DEFENSIVE BACK

5-11 | 208 | Sophomore | 1L
Enterprise, Ala. (Enterprise HS)

THOMAS' CAREER STATISTICS

Year	G	Tkls	Int-Yds	TFL	PBU	FR	FC	QBH
2018	6	10	0-0	0	0	0	0	0
2017	4	4	0-0	2	0	1	0	1
Totals	10	14	0-0	2	0	1	0	1



25

LAWRENCE
TOLBERT

DEFENSIVE BACK

6-3 | 191 | Sophomore | SQ
Mobile, Ala. (Murphy HS)

TOLBERT'S CAREER STATISTICS

Year	G	Tkls	Int-Yds	TFL	PBU	FR	FC	QBH
2018	6	0	0-0	0	1	0	0	0
Totals	6	0	0-0	0	1	0	0	0



17

DANIEL
TROUTMAN

DEFENSIVE BACK

6-0 | 170 | Freshman | HS
Atlanta, Ga. (Mays HS)

TROUTMAN'S CAREER STATISTICS

Year	G	Tkls	Int-Yds	TFL	PBU	FR	FC	QBH
2018	6	2	0-0	0	0	0	0	0
Totals	6	2	0-0	0	0	0	0	0



39

DELSHON
WALLER

DEFENSIVE BACK

5-10 | 170 | Senior | SQ
Houston, Texas (Fort Bend Marshall HS)

WALLER'S CAREER STATISTICS

Year	G	Tkls	Int-Yds	TFL	PBU	FR	FC	QBH
2018	2	0	0-0	0	0	0	0	0
Totals	2	0	0-0	0	0	0	0	0



40


DEVONTE
WEBSTER

LINEBACKER

6-1 | 184 | Freshman | HS
Columbus, Ga. (Spencer HS)

WEBSTER'S CAREER STATISTICS

Year	G	Tkls	Int-Yds	TFL	PBU	FR	FC	QBH
2018	1	4	0-0	0	0	0	0	0
Totals	1	4	0-0	0	0	0	0	0



2

ROMELO
WEBSTER

DEFENSIVE BACK

5-11 | 177 | R-Sophomore | TR
Miramar, Fla. (Hallandale HS / Iowa State)

WEBSTER'S CAREER STATISTICS

Year	G	Tkls	Int-Yds	TFL	PBU	FR	FC	QBH
2018	6	16	0-0	0	0	0	0	0
Totals	6	16	0-0	0	0	0	0	0



CAREER NUMBERS



17
DAVID
WHITLOW
DEFENSIVE BACK

6-0 | 190 | Senior | 2L
Montgomery, Ala. (Jeff Davis HS)

WHITLOW'S CAREER STATISTICS

Year	G	Tkls	Int-Yds	TFL	PBU	FR	FC	QBH
2018								
Totals								



97
DAYMON
WILLIAMS
DEFENSIVE LINE

6-4 | 259 | Freshman | HS
Cleveland, Ohio (Glenville HS)

WILLIAMS' CAREER STATISTICS

Year	G	Tkls	Int-Yds	TFL	PBU	FR	FC	QBH
2018	4	14	0-0	3	0	0	0	0
Totals	4	14	0-0	3	0	0	0	0



15
JOE
WILLIAMS IV
WIDE RECEIVER

6-1 | 178 | R-Senior | 3L
Fort Myers, Fla. (Dunbar HS)

WILLIAMS' CAREER STATISTICS

Year	G	Att	Yds	Avg	TD	Rec	Yds	Avg	TD
2018	6	0	0	0.0	0	5	69	13.8	2
2017	11	1	11	11.0	0	11	95	8.6	1
2016	8	0	0	0.0	0	6	72	12.0	0
2015	3	0	0	0.0	0	3	36	12.0	0
Totals	28	1	11	11.0	0	26	272	10.5	3



37
MILES
WILLIAMS
DEFENSIVE BACK

6-2 | 178 | Junior | 1L
Tampa, Fla. (Wharton HS)

WILLIAMS' CAREER STATISTICS

Year	G	Tkls	Int-Yds	TFL	PBU	FR	FC	QBH
2018	6	1	0-0	0	0	0	0	0
2017	5	5	0-0	0	0	0	0	0
Totals	11	6	0-0	0	0	0	0	0



28
DEVONTAE
WINSTON
DEFENSIVE BACK

6-0 | 160 | Junior | TR
Clinton, Md. (Monroe JC)

WINSTON'S CAREER STATISTICS

Year	G	Tkls	Int-Yds	TFL	PBU	FR	FC	QBH
2018	1	0	0-0	0	0	0	0	0
Totals	1	0	0-0	0	0	0	0	0



33
ALAINE
WINT
DEFENSIVE BACK

5-11 | 158 | Junior | SQ
Sunrise, Fla. (Piper HS)

WINT'S CAREER STATISTICS

Year	G	Tkls	Int-Yds	TFL	PBU	FR	FC	QBH
2018	6	0	0-0	0	0	0	0	0
Totals	6	0	0-0	0	0	0	0	0



2018 STATISTICS

2018 SCHEDULE / RESULTS

DATE	OPPONENT	W / L	SCORE	ATT
Sept. 1	Tuskegee	W	26-20 (ot)	26,222
Sept. 8	at (7) Auburn	L	9-63	84,806
Sept. 15	at (8) Kennesaw State	L	13-62	8,799
Sept. 22	at Grambling State*	L	0-34	7,359
Oct. 6	at Alcorn State*	W	28-25 (5ot)	19,445
Oct. 13	at South Alabama	L	7-45	16,231
Oct. 27	vs. Alabama AGM*			
Nov. 3	Texas Southern*			
Nov. 10	Jackson State*			
Nov. 17	at Prairie View AGM*			
Nov. 22	Mississippi Valley State*			

TEAM STATISTICS

	Alabama State	Opponents
SCORING	83	249
Points Per Game	13.83	41.50
FIRST DOWNS	86	136
Rushing	38	92
Passing	35	30
Penalty	13	14
RUSHING YARDAGE	590	1921
Yards gained rushing	819	2043
Yards lost rushing	229	122
Rushing Attempts	225	318
Average Per Rush	2.6	6.0
Average Per Game	98.3	320.2
TDs Rushing	3	21
PASSING YARDAGE	989	908
Att-Comp-Int	181-88-8	99-61-4
Average Per Pass	5.46	9.17
Average Per Catch	11.24	14.89
Average Per Game	164.83	151.33
TDs Passing	6	6
TOTAL OFFENSE	1579	2829
Total Plays	406	417
Average Per Play	3.9	6.8
Average Per Game	263.2	471.5
KICK RETURNS: #Yards	25-508	10-329
PUNT RETURNS: #Yards	5-91	22-357
INT RETURNS: #Yards	4-32	8-178
KICK RETURN AVERAGE	20.32	32.90
PUNT RETURN AVERAGE	18.20	16.23
INT RETURN AVERAGE	8.00	22.25
FUMBLES-LOST	10-4	14-9
PENALTIES-Yards	54-418	55-486
Average Per Game	69.67	81.00
PUNTS-Yards	46-1947	21-840
Average Per Game	42.33	40.00
Net punt average	33.26	34.71
TIME OF POSSESSION	02:58:13	03:01:32
Average Per Game	29:42	30:15
3RD-DOWN Conversions	22-96	27-76
3rd Down Percentage	22.92 %	35.53 %
4TH-DOWN Conversions	3-9	4-7
4th-Down Percentage	33.33 %	57.14 %
SACKS BY-Yards	4-17	19-132
MISC YARDS	45	0
TOUCHDOWNS SCORED	9	33
FIELD GOALS-ATTEMPTS	6-11	6-14
ON-SIDE KICKS	0-0	0-1
RED-ZONE SCORES	8-12	25-34
RED-ZONE TOUCHDOWNS	3-12	21-34

SCORE BY QUARTERS

	1ST	2ND	3RD	4TH	OT	TOTAL
Alabama State	17	22	17	7	20	83
Opponents	77	79	47	35	11	249

RUSHING

	G	ATT	GAIN	LOSS	NET	AVG	TD	LG	YPG
Gray, Ezra	6	67	337	50	287	4.3	2	45	47.83
Anderson, Alex	5	26	93	4	89	3.4	0	15	17.80
Farmer, Talesin	6	25	93	3	90	3.6	0	22	15.00
Pearson, Jr., Darryl	6	32	79	48	31	1.0	1	11	5.17
Leggett, CJ	3	18	63	8	55	3.1	0	7	18.33
Manley, Dontray	4	6	39	0	39	6.5	0	26	9.75
Golden, George	1	6	35	2	33	5.5	0	17	33.00
Davis, KHA'Darris	5	22	34	76	-42	-1.9	0	13	-8.40
Hixon, Jeremiah	6	2	15	0	15	7.5	0	11	2.50
Rocker, Dakota	3	10	14	29	-15	-1.5	0	5	-5.00
Cook, Gary	3	5	10	3	7	1.4	0	6	2.33
Jones, Jr., Anthony	5	4	7	0	7	1.8	0	3	1.40
Saleem, Ismail	3	1	0	4	-4	-4.0	0	0	-1.33
Team	3	1	0	2	-2	-2.0	0	0	-0.67
TOTAL	6	225	819	229	590	2.6	3	45	98.33
Opponents	6	318	2043	122	1921	6.0	21	70	320.17

PASSING

	G	EFF	C-A-I	PCT	YDS	TD	LG	AVG
Pearson, Darryl	6	93.45	49-103-5	47.57 %	603	2	78	100.50
Davis, KHA'Darris	5	108.76	31-62-3	50.00 %	348	4	75	69.60
Rocker, Dakota	3	69.95	8-16-0	50.00 %	38	0	10	12.67
TOTAL	6	96.62	88-181-8	48.62 %	989	6	78	164.83
Opponents	6	150.58	61-99-4	61.62 %	908	6	65	151.33

RECEIVING

	G	NO	YDS	AVG	TD	LG	AVG
Corker, Wallace	6	13	102	7.85	0	42	17.00
Spencer, Marquez	5	9	117	13.00	0	53	23.40
Gray, Ezra	6	8	24	3.00	0	10	4.00
Allen, Tyrek	6	7	257	36.71	3	78	42.83
Hannah, Jamir	6	7	84	12.00	0	24	14.00
Hixon, Jeremiah	6	6	43	7.17	0	24	7.17
Williams, Joe	6	5	69	13.80	2	29	11.50
Jefferson, Michael	6	5	31	6.20	1	15	5.17
Saleem, Ismail	3	3	51	17.00	0	36	17.00
Farmer, Talesin	6	3	38	12.67	0	20	6.33
Anderson, Alex	5	3	14	4.67	0	7	2.80
Lee, Nygel	5	2	21	10.50	0	17	4.20
Marshall, Moses	6	3	16	5.33	0	8	2.67
Golden, George	1	3	1	0.33	0	5	1.00
Brown, Phillip	6	2	11	5.50	0	7	1.83
Leggett, CJ	3	2	8	4.00	0	4	2.67
Manley, Dontray	4	2	2	1.00	0	2	0.50
Aristilde, Jr., Dieuly	3	1	51	51.00	0	51	17.00
Knight, Joshua	5	1	20	20.00	0	20	4.00
Johnson, De'Quan	2	1	18	18.00	0	18	9.00
Cook, Gary	3	1	6	6.00	0	6	2.00
Tolliver, Delancey	1	1	5	5.00	0	5	5.00
TOTAL	6	88	989	11.24	6	78	164.83
Opponents	6	61	908	14.89	6	65	151.33



2018 STATISTICS

TOTAL OFFENSE

	G	PLAYS	RUSH	PASS	TOTAL	AVG/G
Pearson, Darryl	6	135	31	603	634	105.7
Davis, KHA'Darris	5	84	-42	348	306	61.2
Gray, Ezra	6	67	287	0	287	47.8
Farmer, Talesin	6	25	90	0	90	15.0
Anderson, Alex	5	26	89	0	89	17.8
Leggett, CJ	3	18	55	0	55	18.3
Manley, Dontray	1	6	39	0	39	39.0
Golden, George	1	6	33	0	33	33.0
Rocker, Dakota	3	26	-15	38	23	7.7
Hixon, Jeremiah	6	2	15	0	15	2.5
Jones, Anthony	5	4	7	0	7	1.4
Cook, Gary	3	5	7	0	7	2.3
TEAM	3	1	-2	0	-2	-0.7
Saleem, Ismail	3	1	-4	0	-4	-1.3
TOTAL	6	406	590	989	1579	263.2
Opponents	6	417	1921	908	2829	471.5

SCORING

	TD	FG	PAT	RUSH	RCV	PASS	DXP	SAF	PTS
Hanson, Hunter	0	6	7	0	0	0	0	0	25
Allen, Tyrek	3	0	0	0	1	0	0	0	20
Williams, Joe	2	0	0	0	0	0	0	0	12
Gray, Ezra	2	0	0	0	0	0	0	0	12
Pearson, Jr., Darryl	1	0	0	0	0	0	0	0	6
Jefferson, Michael	1	0	0	0	0	0	0	0	6
Haley, Ricky	0	0	0	0	0	0	1	2	
TOTAL	9	6	7	0	1	0	1	83	
Opponents	33	6	31	0	1	0	0	249	

PUNT RETURNS

	NO	YDS	AVG	TD	LG
Hill, Joshua	4	88	22.00	0	55
Golden, George	1	3	3.00	0	3
TOTAL	5	91	18.20	0	55
Opponents	22	357	16.23	3	79

KICK RETURNS

	NO	YDS	AVG	TD	LG
Gray, Ezra	16	352	22.00	0	72
Spencer, Marquez	5	97	19.40	0	23
Allen, Tyrek	2	37	18.50	0	21
Johnson, De'Quan	1	16	16.00	0	16
Knight, Joshua	1	6	6.00	0	0
TOTAL	25	508	20.32	0	72
Opponents	10	329	32.90	1	100

INTERCEPTIONS

	NO	YDS	AVG	TD	LG
Roberts, Dennis	2	5	2.50	0	5
Johnson, Darron	1	27	27.00	0	27
Isaac, Keenan	1	0	0.0	0	0
TOTAL	4	32	8.00	0	27
Opponents	8	178	22.25	2	66

FUMBLE RETURNS

	NO	YDS	AVG	TD	LG
Booker, Devon	2	0	0.0	0	0
Hill, Jeffrey	1	5	5.0	0	5
Hill, Joshua	1	0	0.0	0	0
Martin, Kimar	1	0	0.0	0	0
Ruffin, Jarkeith	1	0	0.0	0	0
Santana, Devin	1	0	0.0	0	0
Haley, Ricky	1	0	0.0	0	0
Howard, Tytus	1	0	0.0	0	0
TOTAL	9	5	0.5	0	0
Opponents	4	3	0.8	0	0

KICKOFFS

	NO	YDS	AVG	TD	LG
Hanson, Hunter	17	769	45.2	4	1
TOTAL	17	769	45.2	4	1
Opponents	43	2633	61.2	17	1

PUNTING

	NO	YDS	AVG	LG	TB	FC	I20	50+	BLK
Craven, Anthony	45	1947	43.27	80	3	4	17	11	0
Team	1	0	0.00	0	0	0	0	0	1
TOTAL	46	1947	42.33	80	3	4	17	11	1
Opponents	21	840	40.00	56	1	10	7	3	0

FIELD GOALS

	MD-ATT	PCT	1-19	20-29	30-39	40+	LG	BLK
Hanson, Hunter	6-11	54.5	0	3	3	0	38	0
TOTAL	6-11	54.5	0	3	3	0	38	0
Opponents	6-14	42.9	0	4	1	1	50	2

FIELD GOALS SEQUENCE

	ASU	OPP
Tuskegee	(20),(25),54	22,43
Auburn	43	-
Kennesaw State	(29),(35)	(24),(23)
Grambling State	50	(21),(29)
Alcorn State	42,(38),(37)	49,44,28,30,44,(39),39
South Alabama	44	(50)
Alabama AGM		
Texas Southern		
Jackson State		
Prairie View AGM		
Mississippi Valley State		

Numbers in (parentheses) indicate field goal was made



2018 STATISTICS

ALL-PURPOSE YARDS (by yards)

	G	RUSH	REC	PR	KR	IR	TOT	AVG/G
Gray, Ezra	6	287	24	0	352	0	663	110.5
Allen, Tyrek	6	0	257	0	37	0	294	49.0
Spencer, Marquez	5	0	117	0	97	0	214	42.8
Farmer, Talesin	6	90	38	0	0	0	128	21.3
Anderson, Alex	5	89	14	0	0	0	103	20.6
Corker, Wallace	6	0	102	0	0	0	102	17.0
Hill, Joshua	6	0	0	88	0	0	88	14.7
Hannah, Jamir	6	0	84	0	0	0	84	14.0
Williams, Joe	6	0	69	0	0	0	69	11.5
Leggett, CJ	3	55	8	0	0	0	63	21.0
Hixon, Jeremiah	6	15	43	0	0	0	58	9.7
Aristilde, Dieuly	3	0	51	0	0	0	51	17.0
Saleem, Ismail	3	-4	51	0	0	0	47	15.7
Manley, Dontray	1	39	2	0	0	0	41	41.0
Golden, George	1	33	1	3	0	0	37	37.0
Johnson, De'Quan	2	0	18	0	16	0	34	17.0
Pearson, Darryl	6	31	0	0	0	0	31	5.2
Jefferson, Michael	6	0	31	0	0	0	31	5.2
Johnson, Darron	6	0	0	0	0	27	27	4.5
Knight, Joshua	5	0	20	0	6	0	26	5.2
Lee, Nygel	5	0	21	0	0	0	21	4.2
Cook, Gary	3	7	6	0	0	0	13	4.3
Marshall, Moses	6	0	12	0	0	0	12	2.0
Brown, Phillip	6	0	11	0	0	0	11	1.8
Jones, Anthony	5	7	0	0	0	0	7	1.4
Roberts, Dennis	6	0	0	0	0	5	5	0.8
Tolliver, Delancy	1	0	5	0	0	0	5	5.0
Brown, Larry	1	0	4	0	0	0	4	4.0
TEAM	3	-2	0	0	0	0	-2	-0.7
Rocker, Dakota	3	-15	0	0	0	0	-15	-5.0
Davis, KHA'Darris	5	-42	0	0	0	0	-42	-8.4
TOTAL	6	590	989	91	508	32	2210	368.3
Opponents	6	1921	908	357	329	178	3693	615.5



2018 STATISTICS

DEFENSIVE STATISTICS

	GP	UA	AT	TT	TFL-YDS	SACK-YDS	INT-YDS	PBU	PD	QBH	FR-YDS	FF	BLK	SAF
Johnson, Darron	6	18	28	46	3.0-10	0.5-3	1-27	0	0	0	0-0	0	0	0
Ramsey, Kurren	6	27	14	41	0-0	0-0	0-0	0	0	0	0-0	1	0	0
Hill, Joshua	6	27	13	40	1.0-1	0-0	0-0	1	0	0	1-0	3	0	0
Clark, Christian	6	13	16	29	2.0-4	0-0	0-0	1	0	1	0-0	0	1	0
Roberts, Dennis	6	15	12	27	2.5-4	0-0	2-5	0	0	0	0-0	0	0	0
Haley, Ricky	6	5	16	21	2.5-7	0-0	0-0	0	0	1	1-0	1	1	1
Bridgers, Malik	6	10	11	21	2.5-3	0-0	0-0	0	0	0	0-0	0	0	0
Ruffin, Jarkeith	6	9	11	20	2.0-2	0-0	0-0	0	0	0	1-0	0	0	0
Isaac, Keenan	6	9	8	17	5.0-16	0-0	1-0	0	0	0	0-0	0	0	0
Pope, Aaron	6	9	8	17	0-0	0-0	0-0	0	0	0	0-0	0	0	0
Santana, Devin	6	11	6	17	4.0-9	0-0	0-0	0	0	1	1-0	0	0	0
Webster, Romelo	5	10	6	16	0-0	0-0	0-0	0	0	0	0-0	0	0	0
King, Darius	6	8	7	15	0-0	0-0	0-0	0	0	1	0-0	0	0	0
Terry, Nicholas	6	6	8	14	0.5-2	0-0	0-0	0	0	0	0-0	0	0	0
Williams, Daymon	4	11	3	14	3.0-4	0-0	0-0	0	0	0	0-0	0	0	0
Booker, Devin	6	7	4	11	0-0	0-0	0-0	0	0	0	2-0	1	0	0
Thomas, Myles	6	6	4	10	0.5-1	0-0	0-0	0	0	0	0-0	0	0	0
Hill, Jeffrey	4	8	1	9	0-0	0-0	0-0	3	0	0	1-5	1	0	0
Carson, J'Lan	6	1	8	9	1.0-2	0-0	0-0	0	0	0	0-0	0	0	0
Aurismond, Ishmael	6	4	3	7	3.5-9	1.0-4	0-0	0	0	0	0-0	0	0	0
Oyovwi, Lucky	6	5	1	6	3.5-11	2.5-10	0-0	0	0	0	0-0	0	0	0
Nickson, Isaac	2	4	2	6	0-0	0-0	0-0	0	0	0	0-0	0	0	0
McGhee, Uvakeious	4	2	3	5	0-0	0-0	0-0	0	0	1	0-0	0	0	0
Howard, Marquis	6	5	0	5	0-0	0-0	0-0	0	0	0	0-0	0	0	0
Smiley, Stevie	4	2	2	4	2.0-10	1.0-5	0-0	0	0	0	0-0	0	0	0
Webster, Devonte	1	4	0	4	0-0	0-0	0-0	0	0	0	0-0	0	0	0
Goodrum, Trevor	6	2	3	4	0.5-2	0-0	0-0	0	0	1	0-0	0	0	0
Smith, Randall	5	2	2	4	0-0	0-0	0-0	0	0	0	0-0	0	0	0
Williams, Miles	6	3	0	3	0-0	0-0	0-0	0	0	0	0-0	0	0	0
Troutman, Daniel	5	2	0	2	0-0	0-0	0-0	0	0	0	0-0	0	0	0
Adesipe, Abraham	3	1	1	2	0-0	0-0	0-0	0	0	0	0-0	0	0	0
Bell, Craig	4	1	1	2	1.0-1	0-0	0-0	0	0	0	0-0	0	0	0
Jefferson, Michael	6	1	0	1	0-0	0-0	0-0	0	0	0	0-0	0	0	0
Martin, Kimar	2	1	0	1	0-0	0-0	0-0	0	0	0	1-0	0	0	0
Hanson, Hunter	6	1	0	1	0-0	0-0	0-0	0	0	0	0-0	1	0	0
Corker, Wallace	6	1	0	1	0-0	0-0	0-0	0	0	0	0-0	0	0	0
Fisher, Joshua	2	1	0	1	0-0	0-0	0-0	0	0	0	0-0	0	0	0
Davis, KHA'Darris	5	1	0	1	0-0	0-0	0-0	0	0	0	0-0	0	0	0
Team	2	1	0	1	0-0	0-0	0-0	0	0	0	0-0	0	0	0
March, Devin	1	0	1	1	0-0	0-0	0-0	0	0	0	0-0	0	0	0
Manley, Dontrey	4	0	1	1	0-0	0-0	0-0	0	0	0	0-0	0	0	0
Tolbert, Lawrence	6	0	0	0	0-0	0-0	0-0	1	0	0	0-0	0	0	0
Howard, Tytus	6	0	0	0	0-0	0-0	0-0	0	0	0	1-0	0	0	0
TOTAL	6	254	200	454	40.0-98	5.0-20	4-32	6	0	6	9-5	8	2	1
Opponents	6	232	173	405	58.0-246	19.0-132	8-178	20	0	21	4-3	9	1	0

[illegible][illegible][illegible]



2018 STATISTICS

GAME-BY-GAME PASSING

PEARSON	COMP	ATT	INT	PCT	YDS	TD	LG	SACKS	ROCKER	COMP	ATT	INT	PCT	YDS	TD	LG	SACKS
Tuskegee	15	24	0	62.5	164	1	68	1	Tuskegee	- did not play -							
Auburn	6	15	2	40.0	99	0	51	0	Auburn	4	7	0	57.1	20	0	10	3
Kennesaw State	11	24	1	45.8	195	1	78	0	Kennesaw State	2	7	0	28.6	16	0	8	1
Grambling State	13	30	2	43.3	114	0	24	3	Grambling State	- did not play -							
Alcorn State	0	1	0	0.0	0	0	0	0	Alcorn State	- did not play -							
South Alabama	4	9	0	44.4	31	0	17	1	South Alabama	2	2	0	100.0	2	0	2	0
Alabama AGM									Alabama AGM								
Texas Southern									Texas Southern								
Jackson State									Jackson State								
Prairie View AGM									Prairie View AGM								
MVSU									MVSU								

DAVIS	COMP	ATT	INT	PCT	YDS	TD	LG	SACKS
Tuskegee	- did not play -							
Auburn	3	7	1	42.9	39	1	29	1
Kennesaw State	0	0	0	0.0	0	0	0	0
Grambling State	4	11	1	36.3	53	0	20	2
Alcorn State	20	36	1	55.6	155	2	42	5
South Alabama	4	8	0	50.0	101	1	75	2
Alabama AGM								
Texas Southern								
Jackson State								
Prairie View AGM								
MVSU								

GAME-BY-GAME RUSHING (No.-Yards-TD)

Rushing	NO-YDS-TD	TU	AU	KSU	GSU	ALCORN	USA	AAMU	TSU	JSU	PVAMU	MVSU
Gray	67-27-2	11-60-1	3-17-0	11-5-0	20-130-0	20-78-1	2-(-3)-0					
Farmer	25-90-0	2-2-0	10-40-0	6-36-0	5-6-0	2-6-0	-					
Anderson	26-89-0	9-18-0	5-8-0	3-14-0	7-43-0	-	2-6-0					
Leggett	18-55-0	-	3-8-0	10-31-0	-	-	5-16-0					
Manley	6-39-0	-	-	-	-	-	6-39-0					
Golden	6-33-0	6-33-0	-	-	-	-	-					
Pearson	32-31-1	8-15-1	4-7-0	10-10-0	6-(-21)-0	-	4-20-0					
Hixon	2-15-0	-	-	-	-	2-15-0	-					
Cook	5-7-0	-	2-3-0	-	-	-	3-4-0					
Jones	4-7-0	-	-	-	1-1-0	-	3-6-0					
Saleem	1-(-4)-0	-	-	-	-	1-(-4)-0	-					
Rocker	10-(-15)-0	-	6-(-22)-0	3-7-0	-	-	1-0-0					
Davis	22-(-52)-0	-	2-(-14)	-	3-(-17)-0	12-(-10)-0	5-(-1)-0					

GAME-BY-GAME RECEIVING (No.-Yards-TD)

Receiving	NO-YDS-TD	TU	AU	KSU	GSU	ALCORN	USA	AAMU	TSU	JSU	PVAMU	MVSU
Corker	13-102-0	2-4-0	1-5-0	2-3-0	4-24-0	3-51-0	1-15-0					
Spencer	9-117-0	-	2-8-0	4-84-0	1-3-0	-	2-22-0					
Gray	8-24-0	2-11-0	3-16-0	1-(-1)-0	-	1-(-6)-0	1-4-0					
Hannah	7-84-0	2-26-0	-	-	3-34-0	2-24-0	-					
Allen	7-257-3	1-68-1	1-10-0	2-86-1	1-10-0	1-8-0	1-75-1					
Hixon	6-43-0	2-9-0	-	-	2-31-0	2-3-0	-					
Jefferson	5-31-0	-	1-11-0	1-15-0	1-(-3)-0	2-8-1	-					
Saleem	3-51-0	1-36-0	-	-	-	2-15-0	-					
Farmer	3-38-0	-	-	1-15-0	1-20-0	1-3-0	-					
Marshall	3-16-0	-	-	1-4-0	-	2-12-0	-					
Anderson	3-14-0	2-9-0	-	1-5-0	-	-	-					
Golden	3-1-0	3-1-0	-	-	-	-	-					
Lee	2-21-0	-	-	-	1-17-0	1-4-0	-					
Williams	2-11-0	-	-	-	2-11-0	2-29-1	-					
Brown, Phillip	2-11-0	-	-	-	-	1-4-0	1-7-0					
Leggett	2-8-0	-	1-4-0	-	-	-	1-4-0					
Manley	2-2-0	-	-	-	-	-	2-2-0					
Aristilde	1-51-0	-	1-51-0	-	-	-	-					
Williams	1-29-0	-	1-29-0	-	-	-	-					
Knight	1-20-0	-	-	-	1-20-0	-	-					
Cook	1-6-0	-	1-6-0	-	-	-	-					
Tolliver, Delancey	1-5-0	-	-	-	-	-	1-5-0					



2018 STATISTICS

GAME-BY-GAME TACKLES (UT-A-TT)

Tackles	UT-A-TT	TU	AU	KSU	GSU	ALCORN	USA	AAMU	TSU	JSU	PVAMU	MVSU
Johnson	18-28-46	3-5-8	3-2-5	3-0-3	3-4-8	4-10-14	2-7-9					
Ramsey	27-14-41	8-6-14	4-1-5	6-0-6	2-1-3	6-4-10	1-2-3					
Hill, Joshua	27-13-40	8-3-11	7-1-8	3-1-4	1-1-2	6-5-11	2-2-4					
Clark	13-16-29	2-3-5	1-0-1	3-0-3	4-4-8	2-7-9	1-2-3					
Roberts	15-12-27	6-3-9	1-2-3	3-0-3	3-4-7	2-3-5	-					
Haley	5-16-21	1-2-3	2-2-4	2-1-3	0-3-3	0-7-7	0-1-1					
Bridgers	10-11-21	0-3-3	4-1-5	2-0-2	2-2-4	-	2-5-7					
Ruffin	9-11-20	1-0-1	2-1-3	4-0-4	2-3-5	0-2-2	0-5-5					
Pope	9-8-17	1-0-1	3-1-4	2-2-4	1-1-2	1-3-4	1-1-2					
Isaac	9-8-17	2-2-4	1-0-1	-	0-2-2	5-3-8	1-1-2					
Santana	11-5-17	1-0-1	0-0-0	4-0-4	2-2-4	2-3-5	2-0-2					
Webster, Romelo	11-5-16	-	-	3-0-3	1-0-1	4-2-6	3-3-6					
King	8-7-15	2-2-4	2-1-3	-	2-0-2	2-1-3	0-3-3					
Terry	6-8-14	0-2-2	1-0-1	-	0-2-2	3-4-7	2-0-2					
Williams, Daymon	11-3-14	-	3-0-3	1-0-1	2-0-2	-	5-3-8					
Booker	7-4-11	0-1-1	0-0-0	1-0-1	2-0-2	2-1-3	2-2-4					
Thomas	6-4-10	0-0-0	2-0-2	1-1-2	-	1-1-2	2-2-4					
Hill, Jeffrey	8-1-9	2-0-2	6-1-7	-	-	-	-					
Aurismond	4-4-8	0-1-1	0-0-0	-	1-0-1	2-1-3	1-1-2					
Carson	1-7-8	0-1-1	0-1-1	-	-	1-4-5	0-2-2					
Goodrum	3-4-7	-	-	-	-	1-2-3	1-1-2					
Oyovwi	5-1-6	1-0-1	0-0-0	-	1-0-1	2-1-3	1-0-1					
Nickson	4-2-6	-	3-2-5	1-0-1	-	-	-					
Howard	5-0-5	0-0-0	2-0-2	2-0-2	1-0-1	-	-					
McGee	2-3-5	-	-	1-0-1	1-3-4	-	-					
Smith	2-3-5	-	-	-	0-1-1	1-1-2	1-0-1					
Webster, Devonte	4-0-4	-	-	4-0-4	-	-	-					
Smiley	2-2-4	2-0-2	0-0-0	-	-	0-2-2	-					
Williams, Miles	3-0-3	0-0-0	1-0-1	2-0-2	-	-	-					
Troutman	2-0-2	-	-	1-0-1	1-0-1	-	-					
Adesipe	1-1-2	-	-	-	-	1-1-2	-					
Bell	1-1-2	-	-	-	-	-	1-1-2					
Fisher	1-0-1	-	1-0-1	-	-	-	-					
Martin	1-0-1	0-0-0	1-0-1	-	-	-	-					
Hanson	1-0-1	-	-	1-0-1	-	-	-					
Jefferson	1-0-1	-	-	1-0-1	-	-	-					
Davis	1-0-1	-	-	-	1-0-1	-	-					
Corker	1-0-1	-	-	-	1-0-1	-	-					
Gray	0-1-1	-	-	-	0-1-1	-	-					
March	0-1-1	-	-	-	-	-	0-1-1					
Manley	0-1-1	-	-	-	-	-	0-1-1					



2018 STATISTICS

GAME-BY-GAME TACKLES FOR LOSS (TFL-YDS)

Tackles	TFL-YDS	TU	AU	KSU	GSU	ALCORN	USA	AAMU	TSU	JSU	PVAMU	MVSU
Isaac	5.0-16	2.5-5	-	-	0.5-2	1.0-9	-					
Santana	4.0-9	1.0-1	-	1.0-3	0.5-2	1.5-3	-					
Dyovwi	3.5-11	1.0-1	-	-	1.0-6	0.5-2	1.0-2					
Aurismond	3.5-9	0.5-1	-	-	-	1.5-3	1.5-5					
Johnson	3.0-10	1.0-4	-	-	-	1.0-5	1.0-1					
Williams, Daymon	3.0-4	-	1.0-2	-	-	-	2.0-2					
Haley	2.5-7	-	1.0-4	1.0-1	-	0.5-2	-					
Roberts	2.5-4	2.5-4	-	-	-	-	-					
Smiley	2.0-10	2.0-10	-	-	-	-	-					
Clark	2.0-4	-	-	1.0-1	1.0-3	-	-					
Bridgers	2.5-3	0.5-1	-	1.0-1	-	-	1.0-1					
Carson	1.0-2	0.5-2	-	-	-	0.5-0	-					
Ruffin	1.0-1	-	-	-	1.0-1	-	-					
Hill, Joshua	1.0-1	-	-	-	-	-	1.0-1					
Bell	1.0-1	-	-	-	-	-	1.0-1					
Terry	0.5-2	0.5-2	-	-	-	-	-					
Goodrum	0.5-2	-	-	-	-	0.5-2	-					
Thomas	0.5-1	-	-	-	-	-	0.5-1					

GAME-BY-GAME SACKS (SKS-YDS)

Tackles	SKS-YDS	TU	AU	KSU	GSU	ALCORN	USA	AAMU	TSU	JSU	PVAMU	MVSU
Dyovwi	2.5-4	-	-	-	1.0-6	0.5-2	1.0-2					
Smiley	1.0-5	1.0-5	-	-	-	-	-					
Aurismond	1.0-4	-	-	-	-	-	1.0-4					
Johnson	0.5-3	-	-	-	-	0.5-3	-					



2018 STATISTICS

GAME-BY-GAME PUNTING

CRAVEN	NO	YDS	AVG	LG	I20	TB	50+	60+	QUINTANILLA	NO	YDS	AVG	LG	I20	TB	50+	60+
Tuskegee	3	145	45.0	63	1	0	0	1	Tuskegee				- did not play -				
Auburn	10	438	43.8	69	4	1	1	1	Auburn				- did not play -				
Kenensaw State	7	305	43.6	52	1	0	1	0	Kennesaw State				- did not play -				
Grambling State	8	336	42.0	52	5	1	1	0	Grambling State				- did not play -				
Alcorn State	10	412	41.2	49	3	1	0	0	Alcorn State				- did not play -				
South Alabama	7	321	45.9	80	3	0	0	1	South Alabama				- did not play -				
Alabama AGM									Alabama AGM								
Texas Southern									Texas Southern								
Jackson State									Jackson State								
Prairie View AGM									Prairie View AGM								
MVSU									MVSU								

GAME-BY-GAME KICKING

HANSON	PAT	ATT	PCT	FG	FGA	PCT	LG	PTS	QUINTANILLA	PAT	ATT	PCT	FG	FGA	PCT	LG	PTS
Tuskegee	2	2	100	2	3	67	25	8	Tuskegee				- did not play -				
Auburn	1	1	100	0	1	0	0	1	Auburn				- did not play -				
Kenensaw State	1	1	100	2	2	100	35	7	Kennesaw State				- did not play -				
Grambling State	0	0	0	0	1	0	0	0	Grambling State				- did not play -				
Alcorn State	2	2	100	2	3	66.7	38	8	Alcorn State				- did not play -				
South Alabama	1	1	100	0	1	0	0	1	South Alabama				- did not play -				
Alabama AGM									Alabama AGM								
Texas Southern									Texas Southern								
Jackson State									Jackson State								
Prairie View AGM									Prairie View AGM								
MVSU									MVSU								



2018 STATISTICS

SCORING DRIVES

OPP	PLAYS	YDS	DRIVE TIME	QTR/CLOCK	DRIVE START	PLAY
Tuskegee	4	80	1:08	2/14:28	A20	68-yd pass to Allen
Tuskegee	4	-2	2:28	2/6:16	T01	20-yd field goal
Tuskegee	8	14	3:04	2/11:30	T22	25-yd field goal
Tuskegee	10	80	4:14	4/5:09	A20	9-yd run by Pearson
Tuskegee	1	25	0:00	07/0:00	T25	30-yd run by Gray
Auburn	-	-	-	2/4:43	-	Haley safety
Auburn	3	16	0:54	3/0:37	A16	29-yd pass to Williams
Kennesaw State	6	5	2:42	1/5:17	K17	29-yd field goal
Kennesaw State	11	41	3:53	2/8:52	A41	35-yd field goal
Kennesaw State	1	78	0:13	3/9:31	A22	78-yd pass to Allen
Alcorn State	6	88	2:20	1/12:40	A12	16-yd pass to Williams
Alcorn State	2	48	0:37	1/6:57	ALCN48	45-yd run by Gray
Alcorn State	7	25	0:00	07/0:00	ALCN25	6-yd pass to Jefferson
Alcorn State	3	4	0:00	07/0:00	ALCN25	38-yd field goal
Alcorn State	3	2	0:00	07/0:00	ALCN25	37-yd field goal
South Alabama	1	75	0:15	2/08:45	A25	75-yd pass to Allen

DRIVING SUPERLATIVES

MOST PLAYS:	15, vs. Tuskegee (1Q)	FEWEST PLAYS:	1, five times
MOST YARDS:	88, at Alcorn State (1Q)	FEWEST YARDS:	-20, two times
LONGEST TIME:	6:33, vs. Tuskegee (1Q)	SHORTEST TIME:	0:12 vs. Tuskegee (2Q)

LONGEST PLAYS (25-plus yards)

YDS	PLAY	OPPONENT(QTR)
78	Allen 78-yd pass from Pearson	Kennesaw State (3Q)
75	Allen 75-yd pass from Davis	South Alabama (2Q)
72	Gray 72-yd kickoff return	Tuskegee (3Q)
68	Allen 68-yd pass from Pearson	Tuskegee (2Q)
55	Hill 55-yd punt return	Grambling State (4Q)
53	Spencer 53-yd pass from Pearson	Kennesaw State (2Q)
51	Aristilde 51-yd pass from Pearson	Auburn (1Q)
45	Gray 45-yd run	Alcorn State (1Q)
42	Corker 42-yd pass from Davis	Alcorn State (1Q)
36	Saleem 36-yd pass from Pearson	Tuskegee (4Q)
35	Gray 35-yd kickoff return	Tuskegee (2Q)
31	Gray 31-yd run	Grambling State (1Q)
30	Gray 30-yd run	Tuskegee (3Q)
29	Williams 29-yd pass from Davis	Auburn (3Q)
29	Gray 29-yd run	Grambling State (3Q)
27	Johnson 27-yd int return	Tuskegee (2Q)
26	Manley 26-yd run	South Alabama (4Q)
25	Gray 25-yd kickoff return	Auburn (1Q)



2018 STATISTICS

ALABAMA STATE INDIVIDUAL HIGHS

Rushes	20	Gray, Ezra at Grambling State (Sept 22, 2018)
		Gray, Ezra at Alcorn State (Oct 6, 2018)
Yards Rushing	130	Gray, Ezra at Grambling State (Sept 22, 2018)
TD Rushes	1	Gray, Ezra vs Tuskegee (Sept 1, 2018)
		Pearson, Darryl vs Tuskegee (Sept 1, 2018)
		Gray, Ezra at Alcorn State (Oct 6, 2018)
Long Rush	45	Gray, Ezra at Alcorn State (Oct 6, 2018)
Pass attempts	36	Davis, KHA'Darris at Alcorn State (Oct 6, 2018)
Pass completions	20	Davis, KHA'Darris at Alcorn State (Oct 6, 2018)
Yards Passing	195	Pearson, Darryl vs Kennesaw State (Sept 15, 2018)
TD Passes	2	Davis, KHA'Darris at Alcorn State (Oct 6, 2018)
Long Pass	78	Pearson, Darryl at Kennesaw State (Sept 15, 2018)
Receptions	4	Marquez Spencer at Kennesaw State (Sept 15, 2018)
		Wallace Corker at Grambling State (Sept 22, 2018)
Yards Receiving	84	Spencer, Marquez at Kennesaw State (Sept 15, 2018)
TD Receptions	1	six times - last: Allen, Tyrek at South Alabama (Oct 13, 2018)
Long Reception	78	Allen, Tyrek at Kennesaw State (Sept 15, 2018)
Field Goals	2	Hanson, Hunter vs Tuskegee (Sept 1, 2018)
		Hanson, Hunter at Kennesaw State (Sept 15, 2018)
		Hanson, Hunter at Alcorn State (Oct 6, 2018)
Long Field Goal	38	Hanson, Hunter at Alcorn State (Oct 6, 2018)
Punts	10	Craven, Anthony at Auburn (Sept 8, 2018)
		Craven, Anthony at Alcorn State (Oct 6, 2018)
Punting Avg	45.9	Craven, Anthony at South Alabama (Oct 13, 2018)
Long Punt	80	Craven, Anthony at South Alabama (Oct 13, 2018)
Punts inside 20	5	Craven, Anthony at Grambling State (Sept 22, 2018)
Long Punt Return	55	Hill, Joshua at Grambling State (Sept 22, 2018)
Long Kickoff Return	72	Gray, Ezra vs Tuskegee (Sept 1, 2018)
Tackles	14.0	Ramsey, Kurren vs Tuskegee (Sept 1, 2018)
		Johnson, Darron at Alcorn State (Oct 6, 2018)
Sacks	1.0	Smiley, Stevie vs Tuskegee (Sept 1, 2018)
		Oyowwi, Lucky at Grambling State (Sept 22, 2018)
		Aurismond, Ishmael at South Alabama (Oct 13, 2018)
		Oyowwi, Lucky at South Alabama (Oct 13, 2018)
Tackles For Loss	2.5	Roberts, Dennis vs Tuskegee (Sept 1, 2018)
		Isaac, Keenan vs Tuskegee (Sept 1, 2018)
Interceptions	1	four times

ALABAMA STATE TEAM GAME HIGHS

Rushes	43	at Kennesaw State (Sept 15, 2018)
Yards Rushing	142	at Grambling State (Sept 22, 2018)
Yards Per Rush	3.6	vs Tuskegee (Sept 1, 2018)
TD Rushes	2	vs Tuskegee (Sept 1, 2018)
Pass attempts	41	at Grambling State (Sept 22, 2018)
Pass completions	20	at Alcorn State (Oct 6, 2018)
Yards Passing	211	at Kennesaw State (Sept 15, 2018)
Yards Per Pass	16.2	at Kennesaw State (Sept 15, 2018)
TD Passes	2	at Alcorn State (Oct 6, 2018)
Total Plays	83	at Grambling State (Sept 22, 2018)
Total Offense	314	at Kennesaw State (Sept 15, 2018)
Yards Per Play	4.9	vs Tuskegee (Sept 1, 2018)
Points	28	at Alcorn State (Oct 6, 2018)
Sacks By	2	at South Alabama (Oct 13, 2018)
First Downs	20	at Grambling State (Sept 22, 2018)
Penalties	13	at South Alabama (Oct 13, 2018)
Penalty Yards	91	at Kennesaw State (Sept 15, 2018)
Interceptions By	2	vs Tuskegee (Sept 1, 2018)
		at Alcorn State (Oct 6, 2018)
Punts	11	at Auburn (Sept 8, 2018)
Punting Avg	45.9	at South Alabama (Oct 13, 2018)
Long Punt	80	at South Alabama (Oct 13, 2018)
Punts inside 20	5	at Grambling State (Sept 22, 2018)
Long Punt Return	55	at Grambling State (Sept 22, 2018)

OPPONENT INDIVIDUAL HIGHS

Rushes	28	Del'Shawn Waller, Alcorn State (Oct 6, 2018)
Yards Rushing	221	Del'Shawn Waller, Alcorn State (Oct 6, 2018)
TD Rushes	3	Chandler Burks, Kennesaw State (Sept 15, 2018)
Long Rush	70	Darnell Holland, Kennesaw State (Sept 15, 2018)
Pass attempts	19	Jamarcus Ezell, Tuskegee (Sept 1, 2018)
Pass completions	13	Jamarcus Ezell, Tuskegee (Sept 1, 2018)
Yards Passing	163	Jamarcus Ezell, Tuskegee (Sept 1, 2018)
TD Passes	1	Jamarcus Ezell, Tuskegee (Sept 1, 2018)
		Jarrett Stidham, Auburn (Sept 8, 2018)
		Chandler Burks, Kennesaw State (Sept 15, 2018)
		Jeremy Hickbottom, Grambling State (Sept 22, 2018)
		Evan Orth, South Alabama (Oct 13, 2018)
		Cephus Johnson, South Alabama (Oct 13, 2018)
Long Pass	65	Justice Owens, Tuskegee (Sept 1, 2018)
Receptions	5	Kenny Gant, Tuskegee (Sept 1, 2018)
		Juan Anthony, Alcorn State (Oct 6, 2018)
Yards Receiving	67	Anthony Schwartz, Auburn (Sept 8, 2018)
TD Receptions	1	Kenny Gant, Tuskegee (Sept 1, 2018)
		Anthony Schwartz, Auburn (Sept 8, 2018)
		Justin Sumpter, Kennesaw State (Sept 15, 2018)
		Jordan McCray, South Alabama (Oct 13, 2018)
		Jahmmir Taylor, South Alabama (Oct 13, 2018)
Long Reception	65	Peyton Ramzy, Tuskegee (Sept 1, 2018)
Punts	7	Garrett Urban, Grambling State (Sept 22, 2018)
Punting Avg	46.3	Corliss Waitman, South Alabama (Oct 13, 2018)
Long Punt	56	Corliss Waitman, South Alabama (Oct 13, 2018)
Punts inside 20	3	Corliss Waitman, South Alabama (Oct 13, 2018)
Long Punt Return	79	Malik Route, Grambling State (Sept 22, 2018)
Long Kickoff Return	100	Isaac Foster, Kennesaw State (Sept 15, 2018)
Tackles	13.0	Ricky Norris, Tuskegee (Sept 1, 2018)
Sacks	2.0	Brandon Varner, Grambling State (Sept 22, 2018)
		Sundiata Anderson, Grambling State (Sept 22, 2018)
Tackles For Loss	3.0	Brandon Varner, Grambling State (Sept 22, 2018)

OPPONENT TEAM GAME HIGHS

Rushes	69	Alcorn State (Oct 6, 2018)
Yards Rushing	429	Auburn (Sept 8, 2018)
Yards Per Rush	7.6	Kennesaw State (Sept 15, 2018)
TD Rushes	6	Auburn (Sept 8, 2018)
		Kennesaw State (Sept 15, 2018)
Pass attempts	22	Alcorn State (Oct 6, 2018)
Pass completions	14	Tuskegee (Sept 1, 2018)
Yards Passing	209	Tuskegee (Sept 1, 2018)
Yards Per Pass	12.4	South Alabama (Oct 13, 2018)
TD Passes	2	South Alabama (Oct 13, 2018)
Total Plays	91	Alcorn State (Oct 6, 2018)
Total Offense	567	Auburn (Sept 8, 2018)
Yards Per Play	9.2	Kennesaw State (Sept 15, 2018)
Points	63	Auburn (Sept 8, 2018)
Sacks By	5	Grambling State (Sept 22, 2018)
		Alcorn State (Oct 6, 2018)
First Downs	28	Auburn (Sept 8, 2018)
		Alcorn State (Oct 6, 2018)
Penalties	19	Tuskegee (Sept 1, 2018)
Penalty Yards	185	Tuskegee (Sept 1, 2018)
Turnovers	4	Auburn (Sept 8, 2018)
Punts	4	Tuskegee (Sept 1, 2018)
		Alcorn State (Oct 6, 2018)
Punting Avg	46.3	South Alabama (Oct 13, 2018)
Long Punt	56	South Alabama (Oct 13, 2018)
Punts inside 20	3	South Alabama (Oct 13, 2018)
Long Punt Return	76	Grambling State (Sept 22, 2018)



2018 STATISTICS

PARTICIPATION

	GP / GS	TU	AU	KSU	GSU	ALCORN	USA	AAMU	TSU	JSU	PVAMU	MVSU
1 - Hixon	6 / 5	START	START	START	XXX	START	START					
2 - Aristilde	2 / -	XXX	XXX	--	--	--	--					
2 - Webster, Romelo	5 / 2	--	XXX	XXX	XXX	START	START					
3 - Roberts	6 / 6	START	START	START	START	START	START					
4 - Pritchett	- / -	--	--	--	--	--	--					
5 - Anderson	5 / -	XXX	XXX	XXX	XXX	--	--					
6 - Hill, Jeffrey	4 / 4	START	START	START	START	--	--					
6 - Dale	3 / -	XXX	XXX	--	--	--	XXX					
7 - Pearson	6 / 4	START	START	START	START	XXX	XXX					
8 - Allen	5 / -	XXX	XXX	START	START	XXX	XXX					
9 - Knight	5 / -	--	XXX	XXX	XXX	XXX	XXX					
10 - Ferrell	- / -	--	--	--	--	--	--					
10 - Isaac	6 / 4	XXX	XXX	START	START	START	START					
11 - McGhee	4 / 3	START	START	XXX	START	--	--					
11 - Scott	- / -	--	--	--	--	--	--					
12 - Davis	4 / 2	--	XXX	--	XXX	START	START					
13 - Graham	- / -	--	--	--	--	--	--					
13 - Rocker	3 / -	--	XXX	XXX	--	--	XXX					
14 - Jones	- / -	--	--	--	--	--	--					
15 - Williams, Joe	6 / -	XXX	XXX	XXX	XXX	XXX	XXX					
15 - Fisher	2 / -	--	XXX	--	--	--	XXX					
16 - Terry	6 / 3	START	START	XXX	XXX	START	XXX					
17 - Troutman	5 / -	--	XXX	XXX	XXX	XXX	XXX					
17 - Whitlow	- / -	--	--	--	--	--	--					
18 - Hannah	6 / 4	START	START	START	XXX	START	XXX					
19 - Jefferson	6 / -	XXX	XXX	XXX	XXX	XXX	XXX					
20 - Gray	6 / 5	XXX	START	START	START	START	START					
21 - Golden	1 / 1	START	--	--	--	--	--					
22 - Leggett	3 / -	--	XXX	XXX	--	--	XXX					
23 - Jones, Anthony	5 / -	XXX	XXX	XXX	XXX	--	XXX					
24 - Hill, Joshua	6 / 6	START	START	START	START	START	START					
25 - Tolbert	6 / -	XXX	XXX	XXX	XXX	XXX	XXX					
26 - Martin	2 / 2	START	START	--	--	--	--					
26 - Allen	- / -	--	--	--	--	--	--					
27 - Pope	6 / -	XXX	XXX	XXX	XXX	XXX	XXX					
28 - Winston	1 / -	--	--	--	--	--	XXX					
29 - Brantley	- / -	--	--	--	--	--	--					
30 - Quintanilla	- / -	--	--	--	--	--	--					
32 - Farmer	6 / -	XXX	XXX	XXX	XXX	XXX	XXX					
33 - Wint	6 / -	XXX	XXX	XXX	XXX	XXX	XXX					
34 - Booker	6 / -	XXX	XXX	XXX	XXX	XXX	XXX					
35 - Craven	6 / -	XXX	XXX	XXX	XXX	XXX	XXX					
36 - Manley	6 / -	XXX	XXX	XXX	XXX	XXX	XXX					
37 - Williams, Miles	6 / -	XXX	XXX	XXX	XXX	XXX	XXX					
38 - Thomas	6 / -	XXX	XXX	XXX	XXX	XXX	XXX					
39 - Waller	3 / -	--	--	XXX	XXX	--	XXX					
40 - Coley	- / -	--	--	--	--	--	--					
40 - Webster, Devonte	1 / -	--	--	XXX	--	--	--					
41 - Cook	2 / -	--	XXX	--	--	--	XXX					
42 - Ruffin	6 / 1	XXX	XXX	XXX	START	XXX	XXX					
43 - M. Howard	6 / -	XXX	XXX	XXX	XXX	XXX	XXX					
44 - Haley	6 / 6	START	START	START	START	START	START					
45 - Brundidge	- / -	--	--	--	--	--	XXX					
45 - Rampersaud	- / -	--	--	--	--	--	--					
46 - Johnson	6 / 6	START	START	START	START	START	START					
47 - Ramsey	6 / 6	START	START	START	START	START	START					
48 - Goodrum	6 / -	XXX	XXX	XXX	XXX	XXX	XXX					
49 - Aurismond	6 / -	XXX	XXX	XXX	XXX	XXX	START					
50 - King	6 / 3	START	START	XXX	XXX	XXX	START					
52 - Bridgers	6 / 1	XXX	XXX	START	XXX	XXX	XXX					
53 - Hanson	6 / -	XXX	XXX	XXX	XXX	XXX	XXX					
54 - Renaker	2 / -	XXX	XXX	--	--	--	--					
54 - Shelton	4 / -	--	--	XXX	XXX	XXX	XXX					
55 - Smith	- / -	--	--	--	--	--	--					
55 - Webster, Bryxe	1 / -	--	--	--	--	--	XXX					
56 - Bell	4 / -	XXX	XXX	XXX	--	--	XXX					



2018 STATISTICS

PARTICIPATION

	GP / GS	TU	AU	KSU	GSU	ALCORN	USA	AAMU	TSU	JSU	PVAMU	MVSU
57 - Santana	6 / 6	START	START	START	START	START	START					
58 - Howard, Tytus	6 / 6	START	START	START	START	START	START					
59 - Adesipe	3 / -	---	---	---	XXX	XXX	XXX					
60 - Thompson	6 / 6	START	START	START	START	START	START					
62 - Callines	2 / -	---	---	XXX	XXX	---	---					
63 - Craddock	- / -	---	---	---	---	---	---					
64 - Nickson	2 / -	---	XXX	XXX	---	---	---					
65 - Williams, Jordan	- / -	---	---	---	---	---	---					
66 - Foster	- / -	---	---	---	---	---	---					
67 - Howard, Trevonte	3 / 1	XXX	XXX	START	---	---	---					
68 - Stafford	- / -	---	---	---	---	---	---					
69 - Wilson	6 / -	XXX	XXX	XXX	XXX	XXX	XXX					
70 - Maxwell	- / -	---	---	---	---	---	---					
71 - Brown, Leeward	6 / 6	START	START	START	START	START	START					
73 - Jones, Tracey	6 / -	XXX	XXX	XXX	XXX	XXX	XXX					
75 - Brown, DeAndre	6 / 5	START	START	XXX	START	START	START					
76 - Pierce	6 / -	XXX	XXX	XXX	XXX	XXX	XXX					
77 - Smith	5 / -	---	XXX	XXX	XXX	XXX	XXX					
78 - Guley	6 / 4	XXX	XXX	START	START	START	START					
80 - Johnson	1 / -	---	XXX	---	---	---	---					
80 - Tolliver	1 / -	---	---	---	---	---	XXX					
81 - Spencer	5 / 1	---	XXX	XXX	START	XXX	XXX					
82 - Marshall	6 / 3	START	START	XXX	XXX	XXX	START					
84 - Corker	6 / 6	START	START	START	START	START	START					
85 - Brown, Phillip	6 / -	XXX	XXX	XXX	XXX	XXX	XXX					
86 - Brown, Larry	1 / 1	---	---	---	---	START	---					
87 - Saleem	3 / 3	START	---	---	---	START	START					
88 - Lee	6 / 1	XXX	XXX	XXX	START	XXX	XXX					
89 - Smiley	4 / -	XXX	XXX	---	---	XXX	XXX					
90 - Oyowwi	6 / -	XXX	XXX	XXX	XXX	XXX	XXX					
92 - Ogletree	1 / -	---	---	---	---	---	XXX					
94 - Clark	6 / 6	START	START	START	START	START	START					
96 - Carson	6 / 2	XXX	XXX	START	XXX	START	XXX					
97 - Williams, Daymon	4 / -	---	XXX	XXX	XXX	---	XXX					
98 - March	1 / -	---	---	---	---	---	XXX					



2018 STATISTICS

FIELD POSITION

OPP	NO. OF DRIVES	ALABAMA STATE (Regulation)			CROSS 50
		AVG. START	INSIDE RZ		
Tuskegee	10	Own 38	4		3
Auburn	18	Own 27	1		3
Kennesaw State	16	Own 26	3		4
Grambling State	14	Own 32	3		5
Alcorn State	17	Own 27	2		5
South Alabama	11	Own 20	0		2
Alabama AGM					
Texas Southern					
Jackson State					
Prairie View AGM					
MVSU					

OPP	NO. OF DRIVES	OPPONENT (Regulation)			CROSS 50
		AVG. START	INSIDE RZ		
Tuskegee	11	Own 30	6		8
Auburn	19	Own 38	10		8
Kennesaw State	16	Own 44	8		9
Grambling State	13	Own 29	4		4
Alcorn State	19	Own 28	6		7
South Alabama	11	Own 30	4		7
Alabama AGM					
Texas Southern					
Jackson State					
Prairie View AGM					
MVSU					

DRIVE STATISTICS

OPP	NO. OF DRIVES	ALABAMA STATE (Regulation)					
		3 & OUT	PCT	SCORE	PCT	TD	PCT
Tuskegee	10	3	30.0	4	40.0	2	20.0
Auburn	18	8	44.4	1	5.5	1	5.5
Kennesaw State	16	7	43.8	3	18.8	1	6.3
Grambling State	14	2	14.3	0	0.0	0	0.0
Alcorn State	17	7	41.1	5	29.4	3	17.6
South Alabama	11	4	36.3	1	0.9	1	0.9
Alabama AGM							
Texas Southern							
Jackson State							
Prairie View AGM							
MVSU							

OPP	NO. OF DRIVES	3 & OUT	OPPONENT (Regulation)				
			PCT	SCORE	PCT	TD	PCT
Tuskegee	11	2	18.2	3	27.3	3	27.3
Auburn	19	1	5.3	9	47.4	9	47.4
Kennesaw State	16	3	18.8	10	62.5	8	50.0
Grambling State	13	2	15.4	4	30.8	2	15.4
Alcorn State	19	3	15.8	4	21.1	3	15.8
South Alabama	11	1	0.9	6	54.5	4	36.3
Alabama AGM							
Texas Southern							
Jackson State							
Prairie View AGM							
MVSU							

IN THE RED ZONE

OPP	TIMES IN RED ZONE	ALABAMA STATE (Regulation)			
		TD	TD PCT	FG	SCORE PCT
Tuskegee	3	1	33.3	2	100.0
Auburn	1	0	0.0	0	0.0
Kennesaw State	3	0	0.0	2	66.7
Grambling State	3	0	0.0	0	0.0
Alcorn State	2	1	100.0	1	100.0
South Alabama	0	0	0.0	0	0.0
Alabama AGM					
Texas Southern					
Jackson State					
Prairie View AGM					
MVSU					

OPP	TIMES IN RED ZONE	OPPONENT (Regulation)			
		TD	TD PCT	FG	SCORE PCT
Tuskegee	4	1	25.0	0	25.0
Auburn	10	8	80.0	0	0.0
Kennesaw State	8	6	75.0	2	25.0
Grambling State	4	2	50.0	2	50.0
Alcorn State	6	2	33.3	1	16.7
South Alabama	4	4	100.0	0	0.0
Alabama AGM					
Texas Southern					
Jackson State					
Prairie View AGM					
MVSU					

3RD DOWN AND ...

OPP	ALABAMA STATE (Regulation)										
	TU	AU	KSU	GSU	ASU	USA	AA	TSU	JSU	PV	MVSU
1	0-1	0-0	1-1	1-1	0-0	1-1					
2-3	2-2	0-0	3-3	1-2	1-2	1-1					
4-6	1-4	1-5	0-4	2-2	0-3	2-4					
7-9	1-4	0-2	0-4	0-4	3-7	0-4					
10-14	0-4	1-4	0-3	0-6	0-5	1-2					
15-19	0-0	0-1	0-0	1-2	0-1	0-1					
20+	0-0	1-4	0-0	0-2	1-2	0-1					
Total	4-15	3-19	4-15	5-19	5-20	5-14					

OPP	OPPONENT (Regulation)										
	TU	AU	KSU	GSU	ASU	USA	AA	TSU	JSU	PV	MVSU
1	1-2	0-0	0-0	3-3	1-2	1-1					
2-3	1-2	3-6	2-3	3-3	1-4	2-2					
4-6	0-0	0-2	1-3	1-2	1-2	4-5					
7-9	0-2	0-1	0-1	0-2	1-5	0-2					
10-14	1-3	0-1	0-1	0-2	0-4	1-2					
15-19	2-3	0-0	0-0	0-3	0-2	0-0					
20+	1-1	0-0	0-0	0-2	0-0	0-0					
Total	6-14	3-10	3-8	7-17	4-19	8-12					



2018 STATISTICS

TUSKEGEE ALABAMA STATE

20
26

ASU STADIUM • MONTGOMERY, AL
SEPTEMBER 1, 2018 • ATTENDANCE: 26,222

MONTGOMERY, Ala. | Alabama State ended a six-year drought when Ezra Gray took a handoff and outran everyone down the left side line to give Alabama State a 26-20 overtime victory over rival Tuskegee in front of 26,222 Saturday night.

The Hornets, who trailed most of the game, sent the game into overtime when Darryl Pearson, Jr. scored on a quarterback keeper with 5:09 remaining in regulation to tie the game at 20-all. Alabama State (1-0) stymied the Tuskegee offense and forced a punt, before running out the clock to force overtime.

Tuskegee (0-1) picked up a first down on their first play from scrimmage, before committing three consecutive penalties pushing the ball back to the Alabama State 43-yard line. After a 17-yard run by quarterback Jamarcus Ezell, the Golden Tigers lined up for a 43-yard field goal attempt. The attempt was blocked by Christian Clark, giving the Hornets the ball for their possession in overtime.

Alabama State wasted little time getting into the end zone, as Gray took the hand off from Pearson and outran three defenders down the sideline for the score. The score sent students and alumni alike over the barriers over the field as the Hornets claimed a win over Tuskegee for the first time since 2011.

The Golden Tigers scored on the first possession of the game when Justice Owens went up the middle from 13 yards out for a 7-0 lead with 12:14 remaining in the opening quarter. After Alabama State marched down the field, the drive stalled and Tuskegee again moved the ball against the Hornet defense - getting the ball down to the one-inch line. However, the Hornet defense stood their ground, and blocked the first of two field goals on the night to keep the deficit at one possession.

Alabama State got on the board for the first time this season with a 68-yard catch and run by Tyrek Allen to tie the game at 7-all, before Tuskegee answered with a 35-yard run from Kenny Gant for a 13-7 lead after the extra point was missed.

The Hornets got on the board one more time with a 20-yard field from Hunter Hanson with 6:16 remaining in the half, before they tied the game at 13-all with a 25-yard field goal from Hanson.

Alabama State won for the first time in six years in the season opener, with the last coming against Mississippi Valley State in 2011 - a 41-9 victory. The win also was the first against Tuskegee since the same season, a season in which the Hornets finished 8-3.



BOX SCORE

SCORING SUMMARY

TUSKEGEE	7	6	7	0	0	-	20
ALABAMA STATE	0	10	3	7	6	-	26

1st	12:14	TU	Owens 13-yd run (Hall kick)
2nd	14:28	ASU	Allen 68-yd pass from Pearson (Hanson kick)
2nd	11:08	TU	Gant 35-yd pass from Ezell (Hall kick failed)
2nd	6:16	ASU	Hanson 20-yd field goal
3rd	11:30	ASU	Hanson 25-yd field goal
3rd	5:00	TU	Taylor 15-yd run (Arnes kick)
4th	5:09	ASU	Pearson 9-yd run (Hanson kick)
OT	0:00	ASU	Gray 30-yd run

STATISTICS

TEAM STATS	TU	ASU
FIRST DOWNS	23	16
RUSHES-YARDS (NET)	46-273	36-128
PASSING YDS (NET)	209	164
Passes Comp.-Att.-Int.	14-20-2	15-24-0
TOTAL OFFENSE PLAYS-YARDS	66-482	60-292
Fumble Returns-Yards	0-0	0-0
Punt Returns-Yards	2-1	1-0
Kickoff Returns-Yards	2-37	3-118
Punts (Number-Avg)	4-31.2	3-45.0
Fumbles - Lost	2-1	1-0
Penalties - Yds.	19-185	7-41
Possession Time	21:34	29:26
3rd Down Conversions	5 of 13	5 of 14
4th Down Conversions	2 of 2	1 of 2
Red-Zone Scores - Chances	1-4	3-3
Sacks By: Number - Yards	1-5	0-0

INDIVIDUAL STATISTICS

RUSHING: TU - Owens 12-97; Gant 22-81; Ezell 8-63; Taylor 4-32. ASU - Gray 11-60; Golden 6-33; Anderson 9-18; Pearson 8-15; Farmer 2-2.

PASSING: TU - Ezell 13-19-2-163; Owens 1-1-0-46. ASU - Pearson 15-24-0-164.

RECEIVING: TU - Gant 5-41; Ramzy 2-60; Hodges 2-31; Pettway 2-26; Owens 1-27; Cheatham 1-21; Johnson 1-3. ASU - Golden 3-1; Hannah 2-26; Gray 2-11; Hixon 2-9; Anderson 2-9; Corker 2-4; Allen 1-68; Saleem 1-38.

TACKLES (UA-A-TOT): TU - McMillan 3-4-7; Norris 3-3-6; Horne 3-2-5. ASU - Ramsey 8-6-14; Joshua Hill 8-3-11; Roberts 6-3-9; Johnson 3-5-8.



2018 STATISTICS

ALABAMA STATE

(7) AUBURN

9

63

JORDAN-HARE STADIUM • AUBURN, AL

SEPTEMBER 8, 2018 • ATTENDANCE: 84,806

AUBURN, Ala. | Alabama State was able to move the football and made big plays throughout the night, but the depth of seventh-ranked Auburn proved too much as they pulled away for a 63-9 victory over the visiting Hornets.

The announced crowd of 84,806 was the largest crowd that Alabama State has played in front, in their first trip to Jordan-Hare Stadium.

Alabama State (1-1) had their chances early, forcing Auburn into a three-and-out on their first offensive possession and then forced a fumble on the second drive of the game by the Tigers. Alabama State came off the turnover with a 51-yard pass from Darryl Pearson, Jr. to Dieuly Aristilde to set the Hornets up at the Auburn 30-yard line. However, the Hornets lost a yard on back-to-back plays before a 43-yard field goal from Hunter Hanson missed wide left.

Auburn (2-0) was able to score on back-to-back possessions, before an interception by Daniel Thomas pushed the lead to 21-0 in the first quarter. Ezra Gray returned the ensuing kickoff 99 yards for an Alabama State touchdown, before it was called back to a holding call on the return. The kick would have been a career long by Gray, and would have been the longest of the year on the Southwestern Athletic Conference (SWAC).

The Tigers scored on four of five possessions in the second quarter to go up 42-0 before Ricky Haley put Alabama State on the scoreboard. The Hornets had Auburn backed up to their goal line, and Haley was able to wrap up back-up quarterback Malik Willis for a safety to trim the lead to 42-2 with 4:48 remaining in the half.

The Hornets final score came on a 29-yard touchdown pass from KHA'Darris Davis to Joe Williams IV in the back of the end zone on a third and long play. Williams reached up and over a defender, grabbing the ball and was able to get a foot on the ground before falling out of bounds.

Talesin Farmer led the rushing attack for Alabama State with 40 yards on 10 carries, while Pearson finished the night with 99 yards passing. Gray led the Hornets with three receptions as Alabama State tallied 205 yards of total offense. Meanwhile, Auburn had a pair of backs - Ja'Tarvious Whitlow (122) and Shaun Shivers (117) - go over 100 yards. Meanwhile, Jarrett Stidham finished the night 6-of-11 for 113 yards and a touchdown for Auburn, who finished with 567 yards of total offense. Defensively, Joshua Hill led Alabama State with eight tackles and the Hornets forced four fumbles by Auburn on the night, two of which that were recovered by Devon Booker.



BOX SCORE

SCORING SUMMARY

ALABAMA STATE	0	2	7	0	-	9
(7) AUBURN	21	21	7	14	-	63

1st	6:09	AU	Stidham 6-yd run (Carlson kick)
1st	1:07	AU	Schwartz 57-yd pass from Stidham (Carlson kick)
1st	1:00	AU	Thomas 29-yd interception return (Carlson kick)
2nd	11:30	AU	Martin 4-yd run (Carlson kick)
2nd	7:42	AU	Barrett 10-yd block return (Carlson kick)
2nd	6:56	AU	Schwartz 23-yd run (Carlson kick)
2nd	4:43	ASU	Haley safety
3rd	4:52	AU	Joiner 2-yd run (Shannon kick)
3rd	0:37	ASU	Williams 29-yd pass from Davis (Hanson kick)
4th	8:23	AU	Shivers 2-yd run (Shannon kick)
4th	5:10	AU	Miller 14-yd run (Shannon kick)

STATISTICS

TEAM STATS	ASU	AU
FIRST DOWNS	10	28
RUSHES-YARDS (NET)	35-47	59-429
PASSING YDS (NET)	158	138
Passes Comp.-Att.-Int.	13-29-3	8-14-0
TOTAL OFFENSE PLAYS-YARDS	64-205	73-567
Fumble Returns-Yards	1-5	1-3
Punt Returns-Yards	0-0	4-54
Kickoff Returns-Yards	4-74	2-41
Punts (Number-Avg)	11-39.8	2-38.0
Fumbles - Lost	1-1	5-4
Penalties - Yds.	10-77	4-30
Possession Time	30:21	29:24
3rd Down Conversions	2 of 15	2 of 10
4th Down Conversions	0 of 1	1 of 2
Red-Zone Scores - Chances	1-1	5-7
Sacks By: Number - Yards	0-0	4-39

INDIVIDUAL STATISTICS

RUSHING: ASU - Farmer 10-40; Gray 3-17. AU - Whitlow 14-122; Shivers 13-117; Schwartz 3-50.

PASSING: ASU - Pearson 6-15-2-99; Rocker 4-7-0-22; Davis 3-7-1-39. AU - Stidham 6-11-0-113; Willis 1-2-0-3; Sandberg 1-1-0-22.

RECEIVING: ASU - Gray 3-16; Spencer 2-8. AU - Schwartz 3-67; Davis 3-34.

DEFENSE: ASU - Jo. Hill 7-1-8; Je. Hill 6-1-7. AU - Britt 3-2-5; Davis 4-0-4; Tutt 2-2-4.



2018 STATISTICS

ALABAMA STATE (8) KENNESAW STATE

13
62

FIFTH THIRD BANK STADIUM • KENNESAW, GA
SEPTEMBER 15, 2018 • ATTENDANCE: 8,799

KENNESAW, Ga. | For the second consecutive year, Alabama State and eighth-ranked Kennesaw State had to wait out a 90-minute lightning delay - this on at Fifth Third Bank Stadium.

Alabama State (1-2) was unable to get on track after the delay, falling behind big before scoring late and falling to the Owls 62-13 on the road Saturday night in a game that ended nearly five hours after it's anticipated start time.

The Hornets scored for the first time this season in the opening quarter after giving up a short field to Kennesaw State (2-1) on their opening drive. After the Owls scored to go ahead 7-0, Hunter Hanson connected on a 29-yard field goal with 5:17 to play in the opening quarter to trim the deficit to 7-3.

The Owls were able to get on the board with two more touchdowns to push their lead to 21-3 with 12:46 to play in the opening half, before Hanson put the Hornets on the board again - this time with a 35-yard field goal and trimmed the lead to 21-6.

From there, it was all Owls as they scored 31 unanswered points before Darryl Pearson, Jr. hit Tyrek Allen for a 78-yard touchdown pass. Allen caught the pass racing down the right side, and beat two defenders to the end zone with 9:31 to play in the game. The Hornets had another chance late, getting inside the 10-yard line but were unable to convert for the first time in the red zone this season.

Alabama State put up a season-high 314 yards of total offense, but had no answer for Kennesaw State who finished with 563 yards of offense. Darryl Pearson, Jr. finished the night with 195 yards passing on 11-of-24 passing, while Talesin Farmer led the ground attack with 36 carries on six carries.

Eight different players caught a pass on the night with Marquez Spencer catching four passes for 84 yards, while Allen added a pair of catches for 86 yards. Kurron Ramsey led the Hornets with six tackles defensively, while four other players posted four tackles each.



BOX SCORE

SCORING SUMMARY

ALABAMA STATE	3	3	7	0	-	13
(8) KENNESAW STATE	14	28	20	0	-	62

1st	13:50	KSU	Terry 17-yd run (Thompson kick)
1st	5:17	ALST	Hanson 29-yd field goal
1st	1:32	KSU	Burks 3-yd run (Thompson kick)
2nd	12:46	KSU	Burks 1-yd run (Thompson kick)
2nd	8:52	ALST	Hanson 35-yd field goal
2nd	7:50	KSU	Burks 1-yd run (Thompson kick)
2nd	4:25	KSU	Sumpter 14-yd pass from Burks (Thompson kick)
2nd	2:33	KSU	Holland 70-yd run (Thompson kick)
3rd	14:47	KSU	Foster 100-yd kickoff return (Thompson kick)
3rd	9:51	KSU	Robertson 24-yd field goal
3rd	9:31	ALST	Allen 78-yd pass from Pearson (Hanson kick)
3rd	7:04	KSU	Robertson 23-yd field goal
3rd	5:58	KSU	David 6-yd run (Robertson kick)

STATISTICS

TEAM STATS	ASU	KSU
FIRST DOWNS	15	20
RUSHES-YARDS (NET)	43-103	55-417
PASSING YDS (NET)	211	146
Passes Comp.-Att.-Int.	13-31-1	6-6-0
TOTAL OFFENSE PLAYS-YARDS	74-314	61-563
Fumble Returns-Yards	0-0	0-0
Punt Returns-Yards	0-0	4-67
Kickoff Returns-Yards	7-137	2-129
Punts (Number-Avg)	7-43.6	1-43.0
Fumbles - Lost	2-2	4-3
Penalties - Yds.	10-91	7-63
Possession Time	31:33	28:27
3rd Down Conversions	3 of 16	3 of 8
4th Down Conversions	1 of 3	1 of 2
Red-Zone Scores - Chances	2-3	7-8
Sacks By: Number - Yards	0-0	1-3

INDIVIDUAL STATISTICS

RUSHING: ASU - Farmer 6-36; Leggett 10-31. KSU - Holland 3-136; David 7-77; Burks 12-70.

PASSING: ASU - Pearson 11-24-1-195; Rocker 2-7-0-16. KSU - Burks 4-4-0-95; David 1-1-0-41.

RECEIVING: ASU - Spencer 4-84; Allen 2-86; Corker 2-3. KSU - Terry 2-41; Reed 1-40.



2018 STATISTICS

ALABAMA STATE GRAMBLING STATE

0
34

EDDIE G. ROBINSON STADIUM • GRAMBLING, LA
SEPTEMBER 22, 2018 • ATTENDANCE: 7,359

GRAMBLING, La. | Grambling State used three big first quarter plays to pull away from Alabama State for a 34-0 Southwestern Athletic Conference (SWAC) victory at Eddie G. Robinson Stadium Saturday night.

Ezra Gray led all rushers, carrying the ball 20 times for 130 yards for Alabama State (1-3, 0-1 SWAC), setting a new career-high in the process. He averaged 6.5 yards per carry on the night, while Alex Anderson averaged 6.1 yards per carry on seven carries for 43 yards.

Darryl Pearson, Jr. finished 13-for-30 for 114 yards, but was sacked three times and threw a pair of interceptions. KHA'Darris Davis came in late in the third quarter to finish 4-of-11 for 53 yards, while he was sacked a pair of times and threw an interception. The duo connected with 10 different receivers, led by Wallace Corker with four catches for 24 yards.

Defensively, Christian Clark led the way with eight tackles, including a tackle for loss, while Dennis Roberts finished with five. Alabama State outgained Grambling State 309 to 291 on the night, running 83 plays from scrimmage.

Grambling State (1-2, 1-0 SWAC) used a false start penalty after an Anthony Craven punt went into the end zone for a touchback to force another punt by the Hornets. On the ensuing punt, Malik Route caught the ball on the run at 21-yard line and returned it 79 yards to give Grambling State a 7-0 lead with 10:32 to play in the opening quarter. The Tigers added another score after an Alabama State drive stalled at the Tigers' 47-yard line, following a 57 yard run by Kevin Dominique to set up an 11-yard run by Aldon Clark with 5:56 to play in the quarter.

Alabama State was driving late in the quarter after a 31-yard run by Gray set the Hornets up inside the Grambling State 20. However, three plays later De'Arius Christmas batted a pass in the air and picked it off, running it back 66 yards for the score with 3:17 to play in the quarter.

The Hornets had their chances throughout the contest, missing a pair of field goals and having drives ended on sacks or back-to-back incomplete passes due to pressure. Alabama State had a chance to score late in the fourth quarter when Joshua Hill returned a punt 55 yards to set the team up inside the 20, however, they were unable to convert and were forced into a three-and-out.



BOX SCORE

SCORING SUMMARY

ALABAMA STATE	0	0	0	0	-	0
GRAMBLING STATE	21	3	3	7	-	34

1st	10:32	GSU	Route 79-yd punt return (Orozco kick)
1st	5:56	GSU	Clark 11-yd run (Orozco kick)
1st	3:24	GSU	Christmas 66-yd int return (Orozco kick)
2nd	6:39	GSU	Orozco 21-yd field goal
3rd	1:24	GSU	Orozco 29-yd field goal
4th	8:50	GSU	Lindsey fumble recovery (Orozco kick)

STATISTICS

TEAM STATS	ASU	GSU
FIRST DOWNS	20	16
RUSHES-YARDS (NET)	42-142	45-209
PASSING YDS (NET)	167	82
Passes Comp.-Att.-Int.	17-41-3	9-20-0
TOTAL OFFENSE PLAYS-YARDS	83-309	65-291
Fumble Returns-Yards	0-0	0-0
Punt Returns-Yards	1-55	4-93
Kickoff Returns-Yards	3-56	0-0
Punts (Number-Avg)	8-42.0	7-42.7
Fumbles - Lost	1-1	2-0
Penalties - Yds.	8-83	11-83
Possession Time	31:37	28:23
3rd Down Conversions	4 of 19	8 of 17
4th Down Conversions	0 of 1	0 of 0
Red-Zone Scores - Chances	0-3	4-4
Sacks By: Number - Yards	1-6	5-50

INDIVIDUAL STATISTICS

RUSHING: ASU - Gray 20-130; Anderson 7-43; Farmer 5-6. GSU - Dominique 10-82; Clark 10-61; Richard 8-36; Robinson 6-18.

PASSING: ASU - Pearson 13-30-2-114; Davis 4-11-1-53. GSU - Clark 6-17-0-37; Hickbottom 3-3-0-45.

RECEIVING: ASU - Corker 4-24; Hannah 3-34; Hixon 2-31; Williams 2-11. GSU - Ross 2-31; Lindsey 2-28; Samon 2-23.

TACKLES (UA-A-TOT): ASU - Clark 4-4-8; Johnson 3-4-7; Roberts 3-4-7; Ruffin 2-3-5; Bridgers 2-2-4; Santana 2-2-4; McGhee 1-3-4. GSU - Cargo 4-4-8; Varner 4-2-6; Williams 3-3-6; Hognes 2-4-6.



2018 STATISTICS

ALABAMA STATE ALCORN STATE

28
25

JACK SPINKS / MARINO CASEM STADIUM • LORMAN, MISS
OCTOBER 6, 2018 • ATTENDANCE: 19,445

LORMAN, Miss. | Hunter Hanson stood over his spot at the Alcorn State 27-yard line with a chance to win an East Division contest Saturday evening when the whistles blew with the Braves' final timeout.

As both teams huddled up, the sophomore kicker stood just off the Hornets sideline alone before the officials brought the two teams back out to the field. At the same time, the Alcorn State band and the homecoming faithful came to their feet with the noise at a fever pitch.

After a perfect snap by Garrett Shelton and hold by Anthony Craven, Hanson calmly drilled a 37-yard field goal down the middle sending Alcorn State fans to the tunnels with a hard-fought 28-25 five overtime victory by Alabama State.

The win was the fourth consecutive homecoming victory for Alabama State (2-3, 1-1 SWAC), including the third straight on the road since last season.

The Hornets quieted the crowd early in Lorman with their opening drive that 88 yards in just six plays, and was orchestrated by KHA'Darris Davis in his first collegiate start. Wallace Corker caught a second pass from Davis, made the first defender miss and raced down the sideline for a 42-yard gain and set the Hornets up at the Alcorn State 16. The very next play, Davis dropped back and hit Joe Williams IV on the same play, and Williams made the defender miss and dove into the end zone for a 7-0 lead with 12:40 remaining in the first quarter.

Alabama State wasted little time in getting on the board, doing so with 6:57 remaining in the opening quarter by using just two plays. The last was a 45-yard run up the middle by Ezra Gray for a 14-0 Alabama State lead.

After Alcorn State scored in the first to pull within a touchdown, the Braves tied it up late with a 22-yard touchdown run by Del'Shawn Waller with 12:26 remaining in regulation. They had a chance to win in regulation, but a field goal by Corey McCullough, one of six missed on the day by the Braves' kicker, was wide right.

Neither team scored in the first two overtimes, but Alcorn State struck first when Waller scored from 21 yards out and the two-point conversion was good for a 22-14 lead. However, Alabama State was able to answer with a six-yard pass from Davis to Michael Jefferson, before they tied it up on the two-point conversion pass to Tyrek Allen. The two teams traded field goals in the fourth overtime, before a McCullough miss set the stage for Hanson.

Davis finished the day 20-for-36 with one interception and 155 yards through the air, while connecting on a pair of touchdowns. Corker led the Hornets with three receptions, while five others each had a pair. Gray led the rushing attack with 78 yards on 20 carries.

Defensively, Darron Johnson led the Hornets with 14 tackles, including a tackle for loss and was in on a sack. Joshua Hill finished with 11 and Kurron Ramsey 10 in the in. Alabama State finished the night with eight tackles for loss and a sack, while also forcing three turnovers - including a pair of interceptions. They also had a goal line stand during the co



BOX SCORE

SCORING SUMMARY

ALABAMA STATE	14	0	0	0	14	--	28
ALCORN STATE	7	0	0	7	11	--	25

1st	12:40	ASU	Williams 15-yd pass from Davis (Hanson kick)
1st	6:57	ASU	Gray 45-yd run (Hanson kick)
1st	3:58	ALCN	Johnson 7-yd run (McCullough kick)
4th	12:26	ALCN	Waller 1-yd run (McCullough kick)
OT (3)		ALCN	Waller 22-yd run (Hughes pass from Harper)
OT (3)		ASU	Jefferson 6-yd pass from Davis (Allen pass from Davis)
OT (4)		ASU	Hanson 38-yd field goal
OT (4)		ALCN	McCullough 39-yd field goal
OT (5)		ASU	Hanson 37-yd field goal

STATISTICS

TEAM STATS	ASU	ALCN
FIRST DOWNS	14	28
RUSHES-YARDS (NET)	37-85	69-408
PASSING YDS (NET)	155	122
Passes Comp.-Att.-Int.	20-37-1	11-22-1
TOTAL OFFENSE PLAYS-YARDS	74-240	91-530
Fumble Returns-Yards	0-0	0-0
Punt Returns-Yards	3-33	5-30
Kickoff Returns-Yards	3-26	2-49
Punts (Number-Avg)	10-41.2	4-39.5
Fumbles - Lost	3-0	1-1
Penalties - Yds.	6-43	7-50
Possession Time	25:27	34:33
3rd Down Conversions	4 of 19	2 of 17
4th Down Conversions	1 of 1	0 of 1
Red-Zone Scores - Chances	2-2	3-6
Sacks By: Number - Yards	1-5	5-30

INDIVIDUAL STATISTICS

RUSHING: ASU - Gray 20-78; Hixon 2-15; Farmer 2-6; Saleem 1-(-4). ALCN - Waller 28-214; Simmons 20-94; Blair 2-42; Johnson 8-31.

PASSING: ASU - Davis 20-36-1-155; Pearson 0-1-0-0. ALCN - Harper 4-11-0-28; Johnson 6-10-2-70.

RECEIVING: ASU - Corker 3-51; Williams 2-29; Hannah 2-24; Saleem 2-15. ALCN - Anthony 5-60.

TACKLES: ASU - Johnson 4-10-14; Hill 6-5-11; Ramsey 6-4-10. ALCN - Cole 4-5-9; Smith 2-5-7.



2018 STATISTICS

ALABAMA STATE SOUTH ALABAMA

7
45

LADD-PEEBLES STADIUM • GRAMBLING, LA
OCTOBER 13, 2018 • ATTENDANCE: 16,231

MOBILE, Ala. | Alabama State fell to South Alabama 45-7 in their final non-conference game of the season Saturday night before an announced crowd of 16,231 at Ladd-Peebles Stadium.

Alabama State (2-4) got their lone score on a 75-yard touchdown pass from KHA'Darris Davis to Tyrek Allen 8:45 to play in the first half to close to within a touchdown at 14-7 against the FBS-member Jaguars. On the night, Davis finished 4-of-8 passing for 101 yards before giving way to Darryl Pearson, Jr. and Dakota Rocker for the remainder of the game.

Dontrey Manley led the Hornets on the ground with 39 yards on six carries in a reserve role, while Pearson added 20 on four carries for the Hornets. Alabama State finished with 85 yards rushing on 32 carries on the night, while eight different players caught a pass led by Marquez Spencer and Manley with two each.

Darron Johnson led the way for the Hornets with nine tackles, including a tackle for loss, while Daymon Williams finished with a career-high eight and Malik Bridgers seven in the loss. The Hornets finished with 10 tackles for loss and a pair of sacks (by Ishmael Aurismond and Lucky Oyovwi).

The two teams battled to a scoreless draw in the first quarter before South Alabama was able to get on the board with an eight-yard run by Tra Minter with 3:05 remaining in the quarter that gave the Jaguars a 7-0 lead. They added to that lead with a Kawaan Baker three-yard run with nine minutes to play in the half, before Alabama State pulled to within a touchdown on the Allen catch.

South Alabama (2-5), who is off for 10 days before facing Troy on October 23, then put up 31 unanswered points, including a pair of touchdowns in the final five minutes of the first half to pull away for the win.

The Jaguars finished the night with 396 yards of total offense, led by Deonta Moore with 65 yards rushing on 11 carries. Minter added 61 yards on 12 carries, while Evan Orth threw for 155 yards on 12-of-15 passing for South Alabama in the win.



BOX SCORE

SCORING SUMMARY

ALABAMA STATE	0	7	0	0	-	14
SOUTH ALABAMA	7	21	10	7	-	45

1st	3:05	USA	Minter 8-yd run (Patterson kick)
2nd	9:00	USA	Baker 3-yd run (Patterson kick)
2nd	8:45	ASU	Allen 75-yd pass from Davis (Hanson kick)
2nd	5:06	USA	Orth 19-yd run (Patterson kick)
2nd	0:38	USA	McCray 9-yd pass from Orth (Patterson kick)
3rd	12:42	USA	Minter 75-yd punt return (Patterson kick)
3rd	6:12	USA	Patterson 50-yd field goal
4th	12:49	USA	Taylor 56-yd pass from Johnson (Patterson kick)

STATISTICS

TEAM STATS	ASU	USA
FIRST DOWNS	11	21
RUSHES-YARDS (NET)	32-85	44-185
PASSING YDS (NET)	134	211
Passes Comp.-Att.-Int.	10-19-0	13-17-0
TOTAL OFFENSE PLAYS-YARDS	51-219	61-396
Fumble Returns-Yards	0-0	0-0
Punt Returns-Yards	0-0	3-88
Kickoff Returns-Yards	5-97	2-73
Punts (Number-Avg)	7-45.9	3-46.3
Fumbles - Lost	2-0	0-0
Penalties - Yds.	13-83	7-75
Possession Time	29:59	30:01
3rd Down Conversions	4 of 13	8 of 12
4th Down Conversions	0 of 1	0 of 0
Red-Zone Scores - Chances	0-0	4-4
Sacks By: Number - Yards	2-6	3-5

INDIVIDUAL STATISTICS

RUSHING: ASU - Manley 6-39; Pearson 4-20; Leggett 5-16. USA - Moore 11-65; Minter 12-63.

PASSING: ASU - Davis 4-8-0-112; Pearson 4-9-0-31. USA - Orth 12-15-0-155; Johnson 1-2-0-56.

RECEIVING: ASU - Spencer 2-22; Manley 2-2; Allen 1-75. USA - Way 3-35; Baker 2-52; Moore 2-13; McCray 2-12.

TACKLES (UA-A-TOT): ASU - Johnson 2-7-9; Williams 5-3-8; Bridgers 2-5-7; Webster 3-3-6. USA - Fisher 2-4-6; Littles 2-3-5.