



**ALABAMA STATE UNIVERSITY FOOTBALL**  
*Alabama State University Athletic Strategic Communications, Fifth Edition*



**ALABAMA STATE UNIVERSITY  
DEPARTMENT OF ATHLETICS**

915 S. Jackson Street  
Montgomery, AL 36104  
[www.BamaStateSports.com](http://www.BamaStateSports.com)  
Facebook: BamaStateSports  
Twitter: @BamaStateSports  
Instagram: @BamaStateSports

---

**CREDITS**

**EDITOR**

Travis Jarome

**EDITORIAL ASSISTANCE**

Brian Howard, Raven Jackson,  
Andrea Wheeler

**COMPILATION**

Gary Howard, Brian Howard, Travis Jarome,  
Raven Jackson, Andrea Wheeler

---

**PHOTOGRAPHY**

David Campbell

**Alabama State Photography**

---

**PRINTING**

Craftmaster Printers, Inc.  
687 North Dean Road  
Auburn, AL 36830  
[www.Craftmaster.com](http://www.Craftmaster.com)

---

© 2017, Alabama State University  
Department of Athletics

---

**ALABAMA STATE UNIVERSITY MISSION STATEMENT**

Alabama State University is a regional comprehensive, historically black, state-supported University. In carrying out its mission, the University serves the city of Montgomery, the state, the nation and the global community. Its major commitments are quality programs of undergraduate and graduate instruction, residential life, continuing education, public service and research provided at the most reasonable cost to individual students and taxpayers.

The University will continue to strengthen its academic programs in education, business and the liberal arts while giving even greater emphasis to the science programs at the graduate and undergraduate levels. The science emphasis is in recognition of the gross under-representation of minority professionals in this broad and important field throughout the nation. The University will also expand further its public service programs through strengthening programs of service of local and state political leaders and providing them with research-based guidance on policy and program approaches and initiatives for addressing community problems.

The University aims to develop and pursue these programs in a manner to ensure that eligible students who desire to develop and expand their scholastic skills for personal, occupational or professional growth have the opportunity to do so, regardless of socioeconomic status. Respect for the intellectual potential and dignity of students, as individual human beings, without regard to age, sex, race, color, cultural background, national origin or disability, shall be paramount.

# DIRECTORY / QUICK FACTS

## INTRODUCTION

Directory / Quick Facts .....	3
Athletic Strategic Communications .....	4
Media Information.....	5
University Administration .....	6
Director of Athletics.....	7

## TEAM INFORMATION

2017 Roster .....	8-11
Roster By State.....	12
Depth Chart.....	13

## COACHES & STAFF

Head Coach .....	14
Staff .....	15-22

## 2017 HORNETS

Returning Players.....	23-51
Newcomers.....	52-58
Cumulative Game-by-Game Statistics.....	59-72

## REVIEW

2016 Team Statistics .....	73
2016 Individual Statistics.....	73-75
2016 Defensive Statistics.....	76
Game-by-Game Statistics.....	77-80
Scoring Drives .....	81
Drive Superlatives.....	81
Individual / Team Game Highs and Lows.....	82
Participation.....	83-84
Game Recaps / Box Scores.....	85-90

## HISTORY

Year-by-Year Results.....	91-97
---------------------------	-------

## RECORDS

Career Records.....	98
Single-Season Records.....	99-100

## GENERAL INFORMATION

Location .....	915 S. Jackson Street
.....	Montgomery, Ala. 36104
Enrollment.....	5,627
Founded .....	1867
Conference .....	Southwestern Athletic (East Division)
Colors.....	Black and Old Gold
Nickname .....	Lady Hornets
Home Facility .....	Lockhart Gymnasium
President (interim).....	Dr. Leon C. Wilson
Athletics Director .....	Melvin Hines
Deputy Athletic Director .....	Jennifer Lynne Williams
Sr. Associate Athletic Director (External).....	Terrance Jones
Sr. Associate Athletic Director (Internal).....	Kendra Greene
Faculty Athletics Representative .....	Dr. Sara Kiser
Athletic Department Phone .....	334.229.4507
School Website .....	BamaStateSports.com

## TEAM INFORMATION

Record .....	4-7 (.364)
SWAC Record / Finish .....	3-6 (.333) / 2nd East
Postseason.....	none
Finish .....	none
Starters Returning / Lost .....	13 / 9
Letterwinners Returning / Lost.....	71 / 24
All-Time Record .....	488-464-41 (.513)

## FOOTBALL STAFF

Head Coach .....	Brian Jenkins
Years at Alabama State .....	2
Record at Alabama State .....	10-12
Years Coaching.....	7
Career Record.....	56-26
Associate Head Coach .....	Donald Hill-Eley
Defensive Coordinator .....	Osita Alaribe
Offensive Coordinator .....	Mark Orlando
Safeties.....	Grady Brown
Cornerbacks.....	Amp Campbell
Linebackers.....	Leandre Creamer
Quarterbacks .....	Trey Dunlap
Running Backs.....	James Joseph
Wide Receivers.....	Chad Lucas
Offensive Line.....	Prince Pearson
Recruiting Coordinator .....	Billy Gresham
Director of Football Ops.....	Desmond Robinson
Player Personnel .....	Joycelyn Riley
Video Coordinator .....	Lewis Goodley
Director of Sports Medicine .....	La Tanja Baptiste
Dir. of Strength & Conditioning .....	Medgar Harrison


## ATHLETIC STRATEGIC COMMUNICATIONS



**TRAVIS JAROME**  
Assistant Director



**RAVEN JACKSON**  
Communications Assistant



**ANDREA WHEELER**  
Director of Creative Services and  
Emerging Media

### ASU ATHLETIC STRATEGIC COMMUNICATIONS

Second Floor, ASU Acadome

915 S. Jackson Street, Montgomery, AL 36104

Phone: 334-229-5217

Official Web Site of Alabama State Athletics

[www.BamaStateSports.com](http://www.BamaStateSports.com)

#### Social Media

“Like” on Facebook: Facebook.com/BamaStateSports

Follow on Twitter: Twitter.com/BamaStateSports

Follow on Twitter: Twitter.com/BamaStateVB

Follow on Instagram: Instagram.com/BamaStateSports

### STAFF DIRECTORY

#### TRAVIS JAROME

Interim Director

**Sport Responsibilities:** Baseball, Basketball (women), Football, Softball, Tennis (men / women), Volleyball

**Other Responsibilities:** Broadcasting, Football Credentials

**Alma Mater:** AUM, 2003 | **Joined ASU:** January 2017

**Office:** 334-229-5217 | **Cell:** 334-294-1475

**Email:** [tjarome@alasu.edu](mailto:tjarome@alasu.edu)

#### RAVEN JACKSON

Communications Assistant

**Sport Responsibilities:** Cross Country (men / women), Track and Field (men / women), Soccer

**Other Responsibilities:** Administration

**Alma Mater:** ASU, 2012 | **Joined ASU:** August 2013

**Office:** 334-229-5215 | **Cell:** 404-991-1485

**Email:** [rjackson@alasu.edu](mailto:rjackson@alasu.edu)

#### JOIDON JENNINGS

Communications Assistant

**Sport Responsibilities:** Bowling, Soccer (secondary)

**Other Responsibilities:** Credentials, Administration

**Alma Mater:** Miles, 2017 | **Joined ASU:** August 2017

**Office:** 334-229-5215

**Email:** [joidon15@gmail.com](mailto:joidon15@gmail.com)

#### ANDREA WHEELER

Director of Creative Service/Emerging Media

**Responsibilities:** Graphics / Social Media

**Alma Mater:** NCCU, 2012 | **Joined ASU:** January 2017

**Office:** 334-229-5217 | **Cell:** 919-806-6689

**Email:** [alwheeler@alasu.edu](mailto:alwheeler@alasu.edu)

## MEDIA INFORMATION

### WEEKLY PRESS CONFERENCE

Alabama State head coach Brian Jenkins and selected players will meet with the media each Wednesday at 12 p.m. during the season. Requests for specific players should be made to the Athletics Strategic Communications Office on Sunday afternoon prior to the press opportunity.

### INTERVIEWS

All interview requests for coach Brian Jenkins, any Alabama State assistant coaches and players must be coordinated through the Athletic Strategic Communications office.

Players are available for interviews, either in person or on the phone, before or after practice Sunday through Thursday. In order to arrange for player interviews, please provide 24 hours notice to the Athletics Strategic Communications Office. Player interviews may be conducted in the ASU Football Stadium Media Room or in the Athletics Strategic Communications Office. The Alabama State training room, football locker room, weight room and meeting rooms are off-limits to the media. Your cooperation is appreciated.

For telephone interviews, the student-athlete will be provided with the number and will make the call at a mutually-agreed upon time. Phone numbers of student-athletes will not be made available to the media.

For interviews with head coach Brian Jenkins and/or Alabama State assistant coaches, please contact Travis Jarome in the Athletics Strategic Communications Office. The best time for coach Brian Jenkins to conduct interviews is weekday mornings.

### PRACTICE COVERAGE

In general, Alabama State practices are open to the media. Head coach Brian Jenkins will talk to the media each Tuesday and Thursday following practice during camp.

### WEBSITE

Updated statistics, game recaps, weekly and daily releases, press conference transcripts, player and coaches' bios, historical, broadcast and ticket information, can be found on the Alabama State Official Athletics Website at [www.bamastatesports.com](http://www.bamastatesports.com). Media are encouraged to check the website regularly for the latest athletics news.

### VIDEO SERVICES

Requests for video footage of Alabama State football should be made to Travis Jarome in the Athletics Strategic Communications Office. They will work with ASU Video Director Lewis Williams and his staff to fill specific requests. Please allow a minimum of three days lead time for video requests.

### ACCESSING INFORMATION

In addition to the Alabama State Athletics website, [www.bamastatesports.com](http://www.bamastatesports.com), the latest news, weekly releases, updated depth charts, rosters and season and single game statistics can be sent on a daily or weekly basis via e-mail. Contact Travis Jarome to request to be added to the football e-mail list.

### CREDENTIAL REQUESTS

All requests for media, radio, television, photography, scouting and parking credentials for the 2017 Alabama State Football season, or for any individual game, should be made in writing, on company letterhead or via e-mail (company name in address), to Travis Jarome. Requests should be made at least one week prior to the game. Individual game credentials will not be mailed, but can be picked up in the Athletic Strategic Communications Office the week of the game or at ASU Football Stadium Will-Call.

### WILL CALL

Any media credentials not picked up during the week at the Dunn-Oliver Acadome will be available at Press Will Call beginning three hours prior to the game.

### PRESSBOX SERVICES

The press box, located on the south side of ASU football Stadium and opens three hours prior to game time.

Meals will be served in the press box beginning two hours before game time until kickoff. Sodas will be available throughout the game and snacks are served at halftime.


Game notes, programs, a flip card and statistics will be provided prior to the game. Play-by-play and quick statistics, final team, individual and defensive statistics, drive charts and coaches' quotes also will be provided. Complete sets of information will be available approximately 20 minutes after the game.

### POST-GAME INTERVIEWS

The visitor's locker room is located on the east side of the east end zone. The SID of the visiting school will establish admittance policies to the visiting locker room.

Alabama State head coach Brian Jenkins and requested players will be available in the post game interview approximately 10 minutes after the game. Alabama State post-game interviews will take place in the Media Interview room located in the east endzone.

## UNIVERSITY ADMINISTRATION



### **DR. LEON C. WILSON**

**INTERIM PRESIDENT  
CARIBBEAN UNION, 1974**

Dr. Leon C. Wilson serves as Interim President of Alabama State University where he previously served as Provost and Vice President of Academic Affairs. He also holds rank and tenure as Professor of Sociology, as he did at East Carolina and Wayne State Universities. Wilson earned his M.A. (1986) and Ph.D. (1989) in sociology from the University of Michigan, Ann Arbor, majoring in Social Psychology, with a minor in Social Organization and significant advanced training in statistics. He also holds the M.A. (1976) in Religion and Counseling from Andrews University, Berrien Springs, Mich., and a Bachelor of Theology (1974) from Caribbean Union College (now University of the Southern Caribbean), Trinidad.


Before moving to East Carolina University as Professor and Chair of the Department of Sociology (2009-11), Dr. Wilson spent nearly 20 years at Wayne State University, ascending in the ranks from Assistant Professor to Professor, and ultimately as Department Chair for seven years. He came to Alabama State University as Dean of the College of Liberal Arts and Social Sciences, and in January of 2013, assumed responsibilities as Interim Provost and Vice President of Academic Affairs. Wilson was appointed Provost and Vice President in 2014. His administrative experience spans more than 17 years with numerous successes, accomplishments and awards.

Wilson has taught courses in Introductory and Advanced Statistical Applications, Social Psychology, African-American Families, Family Theory, Evaluation Methods and Applied Sociology. He is especially proud of his academic mentoring history and has to his credit more than 90 Ph.D. and M.A. committee memberships, 40 as chair. He was the recipient of both teaching and mentoring excellence awards at Wayne State University.

Wilson's main research applies statistical models to understand the relationship of structural, interactional and socio-economic factors to social psychological, health and mental health outcomes in families and individuals. His many publications, which reflect these interests, appear in nationally recognized and leading international journals. Over the years, Wilson has received more than \$2 million to support his research and writing. Wilson has conducted some of the largest non-institutional survey research projects on families and adolescents in Guyana, Trinidad and Tobago. The most recent are Guyana Youth Trends in Trinidad and

Tobago and Adolescent Health and Well-being Study in Guyana. He and several of his colleagues are in the process of completing a book on Adolescent Well-being in Guyana.

Wilson regularly organizes panels on family research and presents at national, regional and international conferences. He has lectured in France, London, South Africa, Brazil, Columbia, Guyana, Belize and several Caribbean countries. During his career, Wilson has received several awards for academic, departmental and administrative leadership and civic involvement, including the Spirit of Detroit Award by the Detroit City Council, several international speaking invitations and service appointments, including as a Trustee on the University of the Southern Caribbean Board for more than a decade.



## ATHLETIC ADMINISTRATION



**MELVIN HINES**  
**DIRECTOR OF ATHLETICS**  
**AUBURN, 1997**

Melvin Hines is entering his sixth year as the Director of Athletics at Alabama State University.

Before being named Director of Athletics in Sept. 2015, Hines served as Interim Director of Athletics for three years. He also served as Senior Associate Athletic Director from 2010-2012 at Alabama State.

While at Alabama State, Hines has helped guide the University's athletics program through their most successful seasons to date, highlighted by four straight Southwestern Athletic Conference (SWAC) Commissioner's Cup awards in 2013-14, 2014-15, 2015-16 and 2016-17. ASU swept all the league's all-sports awards in 2014, and the women's programs combined to win its fifth straight all-sports award in 2017. Alabama State sports teams combined to win 10 SWAC divisional, league, or tournament crowns this past season and have won 47 titles since 2010.

Hines began his tenure with Alabama State University in August of 2010 when he was hired as senior associate director of Intercollegiate Athletics. In that position, Hines provided senior level management and leadership for directing event operations, facilities and administrative services, as well as providing team/sport oversight, budgeting and personnel management. He was one of the leaders of the strategic and operational planning team for the University, and assisted with public relations and development activities. In addition to providing direct oversight for 18 sports, Hines served as the Athletics Department liaison for the improvements and construction with of multiple athletics facilities, including the New Hornet Stadium (ASU Football Stadium), the Houston Markham Jr. Football Complex, the Wheeler-Watkins Baseball Complex and the Barbara Williams Softball Complex.

During the 2016-17 academic year, Hines oversaw the improvement of the Academic Progress rate (APR). For the first time in recent history, all of the athletic programs at Alabama State finished above the threshold needed to avoid penalty, while a pair of programs (women's cross country and women's golf) tallied perfect scores. For women's golf, it marked the second consecutive year of reaching that mark. Also during Hines' tenure, Alabama State has continued to raise the bar as volleyball, women's basketball, men's and women's tennis, men's and women's golf, softball

and baseball have reached the NCAA Division I Tournaments. In addition, the softball team won its first ever postseason tournament game in 2017, defeating UT-Martin, 3-0, at the National Invitational Softball Championship (NISC). Also in 2015, the women's track and field team competed at the NCAA Division I Nationals and just this past season, the men's 4x100 relay team and a long jumper qualified for the NCAA Division I Nationals.

Since Hines took over the leadership of the athletic department, he has continued build and enhance the branding of the athletic department through social media (facebook, Instagram and twitter) as well as partnering with Sidearm Sports to provide an easy-access website for alumni, fans, parents and student-athletes to follow all the latest news. In addition to the improvements of the branding, Hines was instrumental in building the platform for Alabama State to stream all home football games.

A former wide receiver at Auburn University, Hines began his coaching career in 1997 as a graduate assistant at the University of Louisville. The Huntsville, Ala. native returned home in 1998 to serve as receivers coach at Alabama A&M, a position he held for next four years. He moved to administration to develop and implement the CHAMPS (Challenging Athletes' Minds for Academic Success)/Life Skills Program, working with student-athletes in career and personal development, as well as in commitment to academics and service. Also, Hines served as Judicial Affairs Officer for the Bulldogs (2003-04).

Hines gained additional experience at Troy University as the Director of Student-Athlete Services (2005-06) before moving to the University of Minnesota and serving as liaison to various on-campus departments, while focusing on the developing and implementing of a comprehensive advising program for student-athletes. From 2008 to 2010, Hines was the associate director of Student-Athlete Academic Support Services at the University of Mississippi, where he assisted with the oversight, coordination and daily operations of the Department for Rebel Athletics.

Hines holds a Bachelor of Science degree in Adult Education from Auburn University and a Master of Science in Education with a concentration in Sports Administration from the University of Louisville. Among his professional affiliations, he is a member of the National Association of Collegiate Directors of Athletics (NACDA), National Association of Athletic Development Directors (NAADD), Minority Opportunity Athletic Association (MOAA) and the National Association of Academic Advisors for Athletics (N4A).

Hines, a member of Kappa Alpha Psi Fraternity Inc., is married to Landy, and the couple has three children, sons DeAndre (25) and Tyler (21), and daughter Madison (13).

# 2017 ROSTER

ALPHABETICAL ROSTER		NUMERICAL ROSTER						
NO.	PLAYER, POS.	NO	PLAYER	POS	HT	WT	CL-EXP	HOMETOWN (PREVIOUS SCHOOL)
5	Alex Anderson, RB	1	JaVonte Smith	WR	6-2	210	Sr.-TR	Greensboro, Ala. (Middle Tennessee State)
19	Marion Archer, WR	2	Willis White	WR	6-0	181	Sr.-1L	Hollywood, Fla. (Los Angeles Pierce)
49	Ishmael Aurismond, DE	3	Dennis Roberts IV	CB	6-1	200	R-Jr.-1L	Miami, Fla. (ASA College of Miami)
74	Sam Baptiste, OL	4	Robert Pritchett III	RB	5-8	175	So.-1L	Lithonia, Ga. (Martin Luther King HS)
83	Austin Beamus, WR	5	Alex Anderson	RB	6-0	200	Jr.-2L	Miami Gardens, Fla. (Miramar HS)
57	Craig Bell, LB	6	Jeffery Hill	CB	5-9	167	Jr.-1L	Miramar, Fla. (Northern Illinois University)
34	Devin Booker, DB	7	Darryl Pearson, Jr.	QB	6-3	215	R-Fr.-TR	Suwanee, Ga. (Arkansas State University)
29	Davian Brantley, DB	8	Treyon Garnett	DB	6-1	195	Sr.-1L	Miami, Fla. (Appalachian State University)
52	Malik Bridgers, LB	9	Dominique Jackson	LB	6-1	212	Sr.-3L	Brewton, Ala. (T.R. Miller HS)
75	De'Andre Brown, OT	10	Jimmy Ferrell	QB	6-2	190	R-Fr.-RS	Nashville, Tenn. (Pearl-Cohn HS)
86	Larry Brown III, TE	11	Uvakeious McGee	DE	6-4	250	Jr.-TR	Montgomery, Ala. (Troy University)
56	Robert Brown, DL	12	KHA'Darris Davis	QB	6-0	170	R-Fr.-RS	Dacula, Ga. (Hebron Christian Academy)
70	Christian Clark, OL	13	Palmer Graham	WR	5-9	165	So.-1L	Schaumburg, Ill. (Conant HS)
40	Bryce Coley, LB	14	Kobie Jones	QB	5-11	175	So.-1L	Ocala, Fla. (Dunnellon HS)
41	Gary Cook, RB	15	Joe Williams IV	WR	6-1	178	R-Jr.-2L	Fort Myers, Fla. (Dunbar HS)
84	Wallace Corker, TE	16	Nicholas Terry	LB	6-4	235	Fr.-HS	Canfield, Ohio (Fort Union Military Academy)
12	KHA'Darris Davis, QB	17	David Whitlow	QB	6-0	190	R-Jr.-2L	Montgomery, Ala. (Jefferson Davis HS)
28	Robert Easterwood, CB	18	Jamir Hannah	WR	6-3	200	Jr.-2L	Atlanta, Ala. (Cedar Grove HS)
32	Taliesin Farmer, RB	19	Marion Archer	WR	6-4	200	Sr.-1L	Moreno Valley, Calif. (Glendale CC)
10	Jimmy Ferrell, QB	20	Ezra Grey	WR	5-9	170	So.-1L	Lynn Haven, Fla. (Mosley HS)
8	Treyon Garnett, DB	21	George Golden	RB	5-8	160	Fr.-HS	Fort Lauderdale, Fla. (Dillard HS)
21	George Golden, RB	22	Chett LeVay	WR	6-3	230	Jr.-1L	Tampa, Fla. (UAB)
48	Trevor Goodrum, LB	23	Ronnie Scott	CB	5-10	175	Sr.-1L	Tampa, Fla. (Florida Atlantic University)
13	Palmer Graham, WR	24	Joshua Hill	SAF	5-10	165	So.-1L	Prichard, Ala. (Vigor HS)
20	Ezra Grey, WR	25	TJ Presley	CB	5-10	177	R-Sr.-3L	Montgomery, Ala. (Jefferson Davis HS)
78	Jatavious Gulley, OT	26	Kimar Martin	CB	5-9	170	So.-1L	Deerfield Beach, Fla. (Deerfield Beach HS)
44	Rickey Haley, LB	27	Aaron Pope	SAF	6-0	180	So.-1L	Cleveland, Ohio (Glenville HS)
18	Jamir Hannah, WR	28	Robert Easterwood	CB	5-11	162	Jr.-2L	Fayetteville, Ga. (Fayette County HS)
53	Hunter Hanson, K	29	Davian Brantley	DB	5-10	170	Sr.-3L	Selma, Ala. (Selma HS)
6	Jeffrey Hill, CB	30	Brandon Watkins	RB	5-10	225	R-Jr.-2L	Decatur, Ala. (Austin HS)
24	Joshua Hill, CB	32	Taliesin Farmer	RB	6-0	200	Fr.-HS	Garfield Heights, Ohio (Glenville HS)
43	Marquis Howard, DB	33	Kenneth Thomas	RB	5-9	215	So.-1L	Fort Mitchell, Ala. (Central HS)
67	Trevonte Howard, OL	34	Devon Booker	DB	6-1	190	So.-1L	Cincinnati, Ohio (Winton Woods HS)
58	Tytus Howard, OL	35	Trevon Vincent	K	6-2	195	Sr.-2L	Youngsville, La. (Louisiana State University)
9	Dominique Jackson, LB	36	Richard Reynolds	SAF	5-11	160	Jr.-2L	Montgomery, Ala. (Carver HS)
38	Da'Mario Jackson-Smith, CB	37	Dreyvon Mitchell	DB	6-1	185	R-Sr.-2L	Memphis, Tenn. (Pasadena City College)
	Avery Johnson, WR	38	Da'Mario Jackson-Smith	CB	5-11	178	Jr.-TR	Miami, Fla. (Kansas State University)
46	Darron Johnson, LB	38	Daruis King	LB	5-11	230	So.-1L	Phenix City, Ala. (Central HS)
80	De'Quan Johnson, WR	40	Bryce Coley	LB	6-3	215	Sr.-1L	Washington, D.C. (Surractsville HS)
64	Anthony Jones, Jr., RB	41	Gary Cook	RB	6-1	195	Fr.-HS	Tuskegee, Ala. (Notasulga HS)
14	Kobie Jones, QB	42	Jarkeith Ruffin	LB	6-2	235	Jr.-1L	Pennington, Ala. (Pearl River CC)
73	Tracey Jones, OL	43	Marquis Howard	DB	5-11	180	Jr.-TR	Montgomery, Ala. (Northern Illinois University)
82	Terrence Kimble, WR	44	Rickey Haley	LB	6-3	245	Jr.-2L	Norfolk, Va. (Maury HS)
38	Darius King, LB	45	Cameron Rampersaud	DT	6-4	250	Jr.-TR	Kissimmee, Fla. (N.D. State College of Sciences)
68	Caleb Kinnkin, OL	46	Darron Johnson	LB	6-1	225	So.-1L	Memphis, Tenn. (Ridgeway HS)
88	Nygel Lee, WR	47	Kurron Ramsey	DB	6-3	193	R-Jr.-2L	Brandywine, Md. (Mount Vernon HS)
22	Chett LeVay, WR	48	Trevor Goodrum	LB	6-4	200	Fr.-HS	Pompano Beach, Fla. (Georgia Prep Academy)
11	Uvakeious McGhee, DE	49	Ishmael Aurismond	DE	6-3	240	Sr.-1L	Miami, Fla. (Middle Tennessee State University)
99	Daniel McGhie, DL	52	Malik Bridgers	LB	6-0	226	R-Jr.-2L	Baltimore, Md. (Saint Francis HS)
26	Kimar Martin, CB	53	Hunter Hanson	K	5-9	180	Fr.-HS	Montgomery, Ala. (Alabama Christian Academy)
37	Dreyvon Mitchell, DB	54	Dylan Renaker	LS	6-1	205	Jr.-2L	Tampa, Fla. (East Lake HS)
95	Isaac Nickson, DL	55	Garret Oden	DT	6-4	260	Jr.-2L	Humboldt, Tenn. (Humboldt HS)
55	Garrett Oden, DT	56	Robert Brown	DL	6-2	260	Sr.-3L	Eufaula, Ala. (Eufaula HS)
		57	Craig Bell	LB	6-1	185	So.-1L	Montgomery, Ala. (Lee HS)

# 2017 ROSTER

## NUMERICAL ROSTER

NO	PLAYER POS	HT	WT	CL-EXPHOMETOWN (PREVIOUS SCHOOL)
57	Devin Santana	DE	6-3 250	Jr.-1L Tampa, Fla. (Florida Atlantic University)
58	Tytus Howard	OL	6-6 300	R-Jr. Monroeville, Ala. (Monroe County)
60	Carl Thompson	OL	6-3 290	So.-1L Miami, Fla. (Miami Jackson Senior HS)
64	Anthony Jones, Jr.	RB	5-10 195	So.-SQ Chelsea, Ala. (Chelsea HS)
65	Jordan Williams	OL	6-4 280	R-So.-1L Tallahassee, Fla. (Rickards HS)
67	Trevonte Howard	DL	6-4 284	Fr.-HS Union Springs, Ala (Bullock County HS)
68	Caleb Kinnkin	OL	6-4 305	Sr.-1L Silver City, N.M. (Grossman JC)
69	Damian Wilson	OL	6-3 335	Fr.-HS Clanton, Ala. (Chilton County HS)
71	Shaq Powell	OL	6-3 307	R-Sr.-2L Blakely, Ga. (Georgia Military Academy)
72	Edward Sanders	OL	6-2 313	Sr.-1L Musketine, Iowa (Iowa CC)
73	Tracey Jones	OL	6-4 340	Jr.-TR Thomaston, Ga. (Georgia Military Academy)
74	Sam Baptiste	OL	6-4 340	Sr.-2L Waycross, Ga. (Georgia Military Academy)
75	De'Andre Brown	OT	6-6 290	Jr.-TR Tampa, Fla. (Monroe College)
76	John Pierce	OL	6-3 310	So.-1L Magnolia, Del. (Polytech HS)
77	Randall Smith	DL	6-4 265	Fr.-HS Panama City, Fla. (Rutherford HS)
78	Jatavious Gulley	OT	6-2 315	Jr.-TR Hoover, Ala. (Brigham Young University)
80	De'Quan Johnson	WR	6-2 171	Fr.-HS Selma, Ala. (Southside HS)
81	Marquis Spencer	WR	6-0 177	R-Fr.-RS Atlanta, Ga. (Coffeyville CC)
82	Terrence Kimble	WR	6-4 185	Fr.-HS Saltsburg, Pa. (Kiski HS)
83	Austin Beamus	WR	6-2 175	Sr.-2L Columbia, S.C. (Paine College)
84	Wallace Corker	WR	6-4 180	Fr.-HS Stockbridge, Ga. (Woodland HS)
86	Larry Brown III	TE	6-4 222	So.-1L Atlanta, Ga. (Maynard Jackson HS)
87	Jabarri Posey	WR	5-11 165	So.-1L Chamblee, Ga. (Chamblee HS)
88	Nygel Lee	WR	6-1 190	So.-1L Midlothian, Va. (James River HS)
89	Stevie Smiley	TE	6-3 247	Jr.-2L Brundidge, Ala. (Pike County HS)
94	Christian Clark	OL	6-1 300	So.-1L Euclid, Ohio (Glenville HS)
95	Isaac Nickson	DL	6-4 240	Jr.-2L Banks, Ala. (Pike County HS)
97	Andre Wilson	DL	5-11 305	Sr.-3L Savannah, Ga. (Calvary Day HS)
99	Daniel McGhie	DE	6-2 287	Sr.-1L Miramar, Fla. (Riverside City College)
	Avery Johnson	WR	6-2 200	Sr.-TR Pompano Beach, Fla. (Univ. of Cincinnati)
	Sir-Jalen Scott	RB	5-9 175	Fr.-HS Georgiana, Ala. (Georgiana HS)

## COACHING STAFF

- Brian Jenkins - Head Coach
- Donald Hill-Eley - Associate Head Coach (Tight Ends)
- Osita Alaribe - Defensive Coordinator
- Mark Orlando - Offensive Coordinator
- Grady Brown - Assistant Coach (Secondary)
- Amp Campbell - Assistant Coach (Cornerbacks)
- Leandre Creamer - Assistant Coach (Defensive Line)
- Trey Dunbar - Assistant Coach (Quarterbacks)
- Billy Greshman - Assistant Coach (Recruiting Coordinator)
- James Joseph - Assistant Coach (Running Backs)
- Chad Lucas - Assistant Coach (Receivers)
- Prince Pearson - Assistant Coach (Offensive Line)

## SUPPORT STAFF

- Gayla Bailey - Front Office Administrative Manager
- La Tanja Batiste - Director of Sports Medicine
- Medgar Harrison - Strength and Conditioning
- Gary Howard - Graduate Assistant
- Jocelyn Riley - Player Personnel / Special Assistant to the Head Coach
- Desmond Robinson - Chief of Staff / Director of Football Operations
- Dante Tyson-Bey - Equipment Manager

## ALPHABETICAL ROSTER

NO.	PLAYER, POS.
7	Darryl Pearson, Jr., QB
76	John Pierce, OL
27	Aaron Pope, SAF
87	Jabarri Posey, WR
71	Shaq Powell, OL
25	TJ Presley, CB
4	Robert Pritchett III, RB
47	Kurron Ramsey, DB
45	Cameron Rampersaud, DT
54	Dylan Renaker, LS
36	Richard Reynolds, SAF
3	Dennis Roberts IV, CB
42	Jarkeith Ruffin, LB
72	Edward Sanders, OL
57	Devin Santana, DE
23	Ronnie Scott, CB
	Sir-Jalen Scott, RB
89	Stevie Smiley, TE
1	Javonte Smith, WR
77	Randall Smith, DL
81	Marquis Spencer, WR
16	Nicholas Terry, LB
33	Kenneth Thomas, RB
60	Carl Thompson, OL
35	Trevon Vincent, K
30	Brandon Watkins, RB
2	Willis White, WR
17	David Whitlow, QB
15	Joe Williams IV, WR
65	Jordan Williams, OL
97	Andre Wilson, DL
69	Damian Wilson, OL

## 2017 ROSTER

## ALPHABETICAL ROSTER

NO.	PLAYER, POS.
1	Javonte Smith, WR
2	Willis White, WR
3	Dennis Roberts IV, CB
4	Robert Pritchett III, RB
5	Alex Anderson, RB
6	Jeffrey Hill, CB
7	Darryl Pearson, Jr., QB
8	Treyon Garnett, DB
9	Dominique Jackson, LB
10	Jimmy Ferrell, QB
11	Uvakeious McGhee, DE
12	KaDarius Davis, QB
13	Palmer Graham, WR
14	Kobie Jones, QB
15	Joe Williams IV, WR
16	Nicholas Terry, LB
17	David Whitlow, QB
18	Jamir Hannah, WR
19	Marion Archer, WR
20	Ezra Grey, WR
21	George Golden, RB
22	Chett LeVay, WR
23	Ronnie Scott, CB
24	Joshua Hill, CB
25	TJ Presley, CB
26	Kimar Martin, CB
27	Aaron Pope, SAF
28	Robert Easterwood, CB
29	Davian Brantley, DB
30	Brandon Watkins, RB
32	Taliesin Farmer, RB
33	Kenneth Thomas, RB
34	Devin Booker, DB
35	Trevon Vincent, K
36	Richard Reynolds, SAF
37	Dreyvon Mitchell, DB
38	Da'Mario Jackson-Smith, CB
38	Darius King, LB
40	Bryce Coley, LB
41	Gary Cook, RB
43	Marquis Howard, DB
42	Jarkeith Ruffin, LB
44	Rickey Haley, LB
45	Cameron Rampersaud, DT
46	Darron Johnson, LB
47	Kurron Ramsey, DB
48	Trevor Goodrum, LB
49	Ishmael Aurismond, DE
52	Malik Bridgers, LB
53	Hunter Hanson, K
54	Dylan Renaker, LS
55	Garrett Oden, DT
56	Robert Brown, DL

## ALPHABETICAL ROSTER

NO	PLAYER	POS	HT	WT	CL-EXP	HOMETOWN (PREVIOUS SCHOOL)
5	Alex Anderson	RB	6-0	200	Jr.-2L	Miami Gardens, Fla. (Miramar HS)
49	Ishmael Aurismond	DE	6-3	240	Sr.-1L	Miami, Fla. (Middle Tennessee State University)
19	Marion Archer	WR	6-4	200	Sr.-1L	Moreno Valley, Calif. (Glendale CC)
74	Sam Baptiste	OL	6-4	340	Sr.-2L	Waycross, Ga. (Georgia Military Academy)
83	Austin Beamus	WR	6-2	175	Sr.-2L	Columbia, S.C. (Paine College)
57	Craig Bell	LB	6-1	185	So.-1L	Montgomery, Ala. (Lee HS)
34	Devin Booker	DB	6-1	190	So.-1L	Cincinnati, Ohio (Winton Woods HS)
29	Davian Brantley	DB	5-10	170	Sr.-3L	Selma, Ala. (Selma HS)
52	Malik Bridgers	LB	6-0	226	R-Jr.-2L	Baltimore, Md. (Saint Francis HS)
75	De'Andre Brown	OT	6-6	290	Jr.-TR	Tampa, Fla. (Monroe College)
86	Larry Brown III	TE	6-4	222	So.-1L	Atlanta, Ga. (Maynard Jackson HS)
56	Robert Brown	DL	6-2	260	Sr.-3L	Eufaula, Ala. (Eufaula HS)
94	Christian Clark	OL	6-1	300	So.-1L	Euclid, Ohio (Glenville HS)
40	Bryce Coley	LB	6-3	215	Sr.-1L	Washington, D.C. (Surractsville HS)
41	Gary Cook	RB	6-1	195	Fr.-HS	Tuskegee, Ala. (Notasulga HS)
84	Wallace Corker	WR	6-4	180	Fr.-HS	Stockbridge, Ga. (Woodland HS)
12	KaDarius Davis	QB	6-0	170	R-Fr.-RS	Dacula, Ga. (Hebron Christian Academy)
28	Robert Easterwood	CB	5-11	162	Jr.-2L	Fayetteville, Ga. (Fayette County HS)
32	Taliesin Farmer	RB	6-0	200	Fr.-HS	Garfield Heights, Ohio (Glenville HS)
10	Jimmy Ferrell	QB	6-2	190	R-Fr.-RS	Nashville, Tenn. (Pearl-Cohn HS)
8	Treyon Garnett	DB	6-1	195	Sr.-1L	Miami, Fla. (Appalachian State University)
21	George Golden	RB	5-8	160	Fr.-HS	Fort Lauderdale, Fla. (Dillard HS)
48	Trevor Goodrum	LB	6-4	200	Fr.-HS	Pompano Beach, Fla. (Georgia Prep Academy)
78	Jatavious Gulley	OT	6-2	315	Jr.-TR	Hoover, Ala. (Brigham Young University)
13	Palmer Graham	WR	5-9	165	So.-1L	Schaumburg, Ill. (Conant HS)
20	Ezra Grey	WR	5-9	170	So.-1L	Lynn Haven, Fla. (Mosley HS)
44	Rickey Haley	LB	6-3	245	Jr.-2L	Norfolk, Va. (Maury HS)
18	Jamir Hannah	WR	6-3	200	Jr.-2L	Atlanta, Ala. (Cedar Grove HS)
53	Hunter Hanson	K	5-9	180	Fr.-HS	Montgomery, Ala. (Alabama Christian Academy)
6	Jeffery Hill	CB	5-9	167	Jr.-1L	Miramar, Fla. (Northern Illinois University)
24	Joshua Hill	SAF	5-10	165	So.-1L	Prichard, Ala. (Vigor HS)
43	Marquis Howard	DB	5-11	180	Jr.-TR	Montgomery, Ala. (Northern Illinois University)
67	Trevonte Howard	DL	6-4	284	Fr.-HS	Union Springs, Ala (Bullock County HS)
58	Tytus Howard	OL	6-6	300	R-Jr.	Monroeville, Ala. (Monroe County)
9	Dominique Jackson	LB	6-1	212	Sr.-3L	Brewton, Ala. (T.R. Miller HS)
38	Da'Mario Jackson-Smith	CB	5-11	178	Jr.-TR	Miami, Fla. (Kansas State University)
	Avery Johnson	WR	6-2	200	Sr.-TR	Pompano Beach, Fla. (Univ. of Cincinnati)
46	Darron Johnson	LB	6-1	225	So.-1L	Memphis, Tenn. (Ridgeway HS)
80	De'Quan Johnson	WR	6-2	171	Fr.-HS	Selma, Ala. (Southside HS)
64	Anthony Jones, Jr.	RB	5-10	195	So.-SQ	Chelsea, Ala. (Chelsea HS)
14	Kobie Jones	QB	5-11	175	So.-1L	Ocala, Fla. (Dunnellon HS)
73	Tracey Jones	OL	6-4	340	Jr.-TR	Thomaston, Ga. (Georgia Military Academy)
82	Terrence Kimble	WR	6-4	185	Fr.-HS	Saltsburg, Pa. (Kiski HS)
38	Daruis King	LB	5-11	230	So.-1L	Phenix City, Ala. (Central HS)
68	Caleb Kinnkin	OL	6-4	305	Sr.-1L	Silver City, N.M. (Grossman JC)
88	Nygel Lee	WR	6-1	190	So.-1L	Midlothian, Va. (James River HS)
22	Chett LeVay	WR	6-3	230	Jr.-1L	Tampa, Fla. (UAB)
26	Kimar Martin	CB	5-9	170	So.-1L	Deerfield Beach, Fla. (Deerfield Beach HS)
11	Uvakeious McGee	DE	6-4	250	Jr.-1L	Montgomery, Ala. (Troy University)
99	Daniel McGhie	DE	6-2	287	Sr.-1L	Miramar, Fla. (Riverside City College)
37	Dreyvon Mitchell	DB	6-1	185	R-Sr.-2L	Memphis, Tenn. (Pasadena City College)
95	Isaac Nickson	DL	6-4	240	Jr.-2L	Banks, Ala. (Pike County HS)
55	Garret Oden	DT	6-4	260	Jr.-2L	Humboldt, Tenn. (Humboldt HS)
7	Darryl Pearson, Jr.	QB	6-3	215	R-Fr.-TR	Suwanee, Ga. (Arkansas State University)

# 2017 ROSTER

## ALPHABETICAL ROSTER

NO	PLAYER POS	HT	WT	CL-EXPHOMETOWN (PREVIOUS SCHOOL)
76	John Pierce	OL	6-3 310	So.-1L Magnolia, Del. (Polytech HS)
27	Aaron Pope	SAF	6-0 180	So.-1L Cleveland, Ohio (Glenville HS)
87	Jabarri Posey	WR	5-11 165	So.-1L Chamblee, Ga. (Chamblee HS)
71	Shaq Powell	OL	6-3 307	R-Sr.-2L Blakely, Ga. (Georgia Military Academy)
25	TJ Presley	CB	5-10 177	R-Sr.-3L Montgomery, Ala. (Jefferson Davis HS)
4	Robert Pritchett III	RB	5-8 175	So.-1L Lithonia, Ga. (Martin Luther King HS)
45	Cameron Rampersaud	DT	6-4 250	Jr.-TR Kissimmee, Fla. (N.D. State College of Sciences)
47	Kurron Ramsey	DB	6-3 193	R-Jr.-2L Brandywine, Md. (Mount Vernon HS)
54	Dylan Renaker	LS	6-1 205	Jr.-2L Tampa, Fla. (East Lake HS)
36	Richard Reynolds	SAF	5-11 160	Jr.-2L Montgomery, Ala. (Carver HS)
3	Dennis Roberts IV	CB	6-1 200	R-Jr.-1L Miami, Fla. (ASA College of Miami)
42	Jarkeith Ruffin	LB	6-2 235	Jr.-1L Pennington, Ala. (Pearl River CC)
72	Edward Sanders	OL	6-2 313	Sr.-1L Musketine, Iowa (Iowa CC)
57	Devin Santana	DE	6-3 250	Jr.-1L Tampa, Fla. (Florida Atlantic University)
23	Ronnie Scott	CB	5-10 175	Sr.-1L Tampa, Fla. (Florida Atlantic University)
	Sir-Jalen Scott	RB	5-9 175	Fr.-HS Georgiana, Ala. (Georgiana HS)
1	JaVonte Smith	WR	6-2 210	Sr.-TR Greensboro, Ala. (Middle Tennessee State)
77	Randall Smith	DL	6-4 265	Fr.-HS Panama City, Fla. (Rutherford HS)
89	Stevie Smiley	TE	6-3 247	Jr.-2L Brundidge, Ala. (Pike County HS)
81	Marquis Spencer	WR	6-0 177	R-Fr.-RS Atlanta, Ga. (Coffeyville CC)
16	Nicholas Terry	LB	6-4 235	Fr.-HS Canfield, Ohio (Fort Union Military Academy)
33	Kenneth Thomas	RB	5-9 215	So.-1L Fort Mitchell, Ala. (Central HS)
60	Carl Thompson	OL	6-3 290	So.-1L Miami, Fla. (Miami Jackson Senior HS)
35	Trevon Vincent	K	6-2 195	Sr.-2L Youngsville, La. (Louisiana State University)
30	Brandon Watkins	RB	5-10 225	R-Jr.-2L Decatur, Ala. (Austin HS)
2	Willis White	WR	6-0 181	Sr.-1L Hollywood, Fla. (Los Angeles Pierce)
17	David Whitlow	QB	6-0 190	R-Jr.-2L Montgomery, Ala. (Jefferson Davis HS)
15	Joe Williams IV	WR	6-1 178	R-Jr.-2L Fort Myers, Fla. (Dunbar HS)
65	Jordan Williams	OL	6-4 280	R-So.-1L Tallahassee, Fla. (Rickards HS)
97	Andre Wilson	DL	5-11 305	Sr.-3L Savannah, Ga. (Calvary Day HS)
69	Damian Wilson	OL	6-3 335	Fr.-HS Clanton, Ala. (Chilton County HS)

## COACHING STAFF

- Brian Jenkins - Head Coach
- Donald Hill-Eley - Associate Head Coach (Tight Ends)
- Osita Alaribe - Defensive Coordinator
- Mark Orlando - Offensive Coordinator
- Grady Brown - Assistant Coach (Secondary)
- Amp Campbell - Assistant Coach (Cornerbacks)
- Leandre Creamer - Assistant Coach (Defensive Line)
- Trey Dunbar - Assistant Coach (Quarterbacks)
- Billy Greshman - Assistant Coach (Recruiting Coordinator)
- James Joseph - Assistant Coach (Running Backs)
- Chad Lucas - Assistant Coach (Receivers)
- Prince Pearson - Assistant Coach (Offensive Line)

## SUPPORT STAFF

- Gayla Bailey - Front Office Administrative Manager
- La Tanja Batiste - Director of Sports Medicine
- Medgar Harrison - Strength and Conditioning
- Gary Howard - Graduate Assistant
- Jocelyn Riley - Player Personnel / Special Assistant to the Head Coach
- Desmond Robinson - Chief of Staff / Director of Football Operations
- Dante Tyson-Bey - Equipment Manager

## ALPHABETICAL ROSTER

NO.	PLAYER, POS.
57	Craig Bell, LB
57	Devin Santana, DE
58	Tytus Howard, OL
60	Carl Thompson, OL
64	Anthony Jones, Jr., RB
65	Jordan Williams, OL
67	Trevonte Howard, OL
68	Caleb Kinnkin, OL
69	Damian Wilson, OL
71	Shaq Powell, OL
72	Edward Sanders, OL
73	Tracey Jones, OL
74	Sam Baptiste, OL
75	De'Andre Brown, OT
76	John Pierce, OL
77	Randall Smith, DL
78	Jatavious Gullely, OT
80	De'Quan Johnson, WR
81	Marquis Spencer, WR
82	Terrence Kimble, WR
83	Austin Beamus, WR
84	Wallace Corker, TE
86	Larry Brown III, TE
87	Jabarri Posey, WR
88	Nygel Lee, WR
89	Stevie Smiley, TE
94	Christian Clark, OL
95	Isaac Nickson, DL
97	Andre Wilson, DL
99	Daniel McGhie, DL
	Avery Johnson, WR
	Sir-Jalen Scott, RB

## 2017 ROSTER BY STATE

**ALABAMA (27)**

Austin Beamus	Phenix City
Craig Bell	Montgomery
Davian Brantley	Selma
Robert Brown	Eufaula
Gary Cook	Tuskegee
Jatavious Gulley	Hoover
Jamir Hannah	Decatur
Hunter Hanson	Montgomery
Joshua Hill	Pritchard
Marquis Howard	Montgomery
Travonta Howard	Union Springs
Tytus Howard	Monroeville
Dominique Jackson	Brewton
De'Quan Johnson	Selma
Anthony Jones, Jr.	Chelsea
Uvakeious McGee	Montgomery
Isaac Nickson	Banks
TJ Presley	Montgomery
Richard Reynolds	Montgomery
Jarkieth Ruffin	Pennington
Sir-Jalen Scott	Georgiana
Stevie Smiley	Brundidge
Ja'Vonte Smith	Greensboro
Kenneth Thomas	Fort Mitchell
Brandon Watkins	Decatur
David Whitlow	Montgomery
Damian Wilson	Clanton

**CALIFORNIA (1)**

Marlon Archer	Moreno Valley
---------------	---------------

**DISTRICT OF COLUMBIA (1)**

Bryce Coley	Washington, D.C.
-------------	------------------

**DELAWARE (1)**

John Pierce	Magnolia
-------------	----------

**FLORIDA (26)**

Alex Anderson	Miami Gardens
Ishmael Aurismond	Miami
De'Andre Brown	Tampa
Treyon Garnett	Miami
George Golden	Fort Lauderdale
Trevor Goodrum	Pompano Beach
Ezra Grey	Lynn Haven
Jeffrey Hill	Miramar
Da'Mario Jackson-Smith	Miami
Avery Johnson	Pompano Beach
Kobie Jones	Ocala
Darius King	Jacksonville
Chett LeVay	Tampa
Daniel McGhie	Miramar
Kimar Martin	Deerfield Beach
Cameron Rampersaud	Kissimmee
Dylan Renaker	Tampa

**Hometown**

Dennis Roberts IV  
Devin Santana  
Ronnie Scott  
Randall Smith  
Carl Thompson  
Willis White  
Joe Williams IV  
Jordan Williams

**GEORGIA (12)**

Sam Baptiste  
Larry Brown III  
Wallace Corker  
KaDarius Davis  
Robert Easterwood  
Tracey Jones  
Darryl Pearson, Jr.  
Jabarri Posey  
Shaq Powell  
Robert Pritchett III  
Marquez Spencer  
Andre Wilson

**ILLINOIS (1)**

Palmer Graham

**IOWA (1)**

Edward Sanders

**LOUISIANA (1)**

Trevor Vincent

**MARYLAND (2)**

Malik Bridgers  
Kurron Ramsey

**NEW MEXICO (1)**

Caleb Kinnikin

**OHIO (6)**

Devon Booker  
Christian Clark  
Tallesin Farmer  
Terrence Kimble  
Aaron Pope  
Nicholas Terry

**TENNESSEE (4)**

Jimmy Ferrell  
Darron Johnson  
Dreyvon Mitchell  
Garrett Oden

**VIRGINIA (2)**

Ricky Haley  
Nygel Lee

Miami

Tampa

Tampa

Panama City

Miami

Hollywood

Fort Myers

Tallahassee

**Hometown**

Waycross

Atlanta

Stockbridge

Dacula

Fayetteville

Thomaston

Suwanee

Chamblee

Blakely

Lithonia

Atlanta

Savannah

**Hometown**

Schaumburg

**Hometown**

Musketine

**Hometown**

Youngsville

**Hometown**

Baltimore

Brandywine

**Hometown**

Silver City

**Hometown**

Cincinnati

Euclid

Garfield Heights

Salsburg

Cincinnati

Canfield

**Hometown**

Nashville

Memphis

Memphis

Humboldt

**Hometown**

Norfolk

Midlothain

# 2017 DEPTH CHART

## OFFENSE

<b>WR-X</b>	<b>2</b>	<b>Willis White (6-0, 180, Sr.)</b>
	83	Austin Beamus (6-2, 175, Sr.)
<b>WR-W</b>	<b>15</b>	<b>Joe Williams IV (6-1, 178, RJr.)</b>
	13	Palmer Graham (5-9, 165, So.)
<b>RT</b>	<b>74</b>	<b>Sam Baptiste (6-4, 340, Sr.)</b>
	65	Jordan Williams (6-4, 280, So.)
<b>RG</b>	<b>65</b>	<b>Jordan Williams (6-4, 280, So.)</b>
	68	Caleb Kinnkin (6-4, 305, Sr.)
<b>C</b>	<b>60</b>	<b>Carl Thompson (6-3, 290, So.)</b>
<b>LG</b>	<b>72</b>	<b>Edward Sanders (6-2, 313, Sr.)</b>
	76	John Pierce (6-3, 310, So.)
<b>LT</b>	<b>71</b>	<b>Shaq Powell (6-3, 307, R-Sr.)</b>
	74	Sam Baptiste (6-4, 340, Sr.)
<b>WR-Y</b>	<b>19</b>	<b>Marion Archer (6-4, 200, Sr.)</b>
	18	Jamir Hannah (6-3, 200, Jr.)
<b>WR-Z</b>	<b>88</b>	<b>Nygel Lee (6-1, 190, So.)</b>
	81	Marquis Spencer (6-0, 177, R-Fr.)
<b>WR-F</b>	<b>22</b>	<b>Chett LeVay (6-3, 230, Jr.)</b>
	86	Larry Brown III (6-4, 222, So.)
<b>QB</b>	<b>7</b>	<b>Darryl Pearson (6-3, 215, Fr.)</b>
	10	Jimmy Ferrell (6-2, 190, Fr.)
or	14	Kobie Jones (5-11, 175, So.)
or	17	David Whitlow (6-0, 190, R-Jr.)
<b>RB</b>	<b>5</b>	<b>Alex Anderson (6-0, 200, Jr.)</b>
	4	Robert Pritchett III (5-8, 175, So.)
or	20	Ezra Grey (5-9, 170, So.)

## DEFENSE

<b>DE</b>	<b>55</b>	<b>Garrett Oden (6-4, 260, Jr.)</b>
	49	Ishmael Aurismond (6-3, 240, Sr.)
<b>DT</b>	<b>45</b>	<b>Cameron Rapersaud (6-4, 250, Jr.)</b>
	99	Daniel McGhie (6-2, 287, Sr.)
<b>NG</b>	<b>97</b>	<b>Andre Wilson (5-11, 305, Sr.)</b>
	95	Isaac Nickson (6-4, 240, Jr.)
<b>DE</b>	<b>11</b>	<b>Uvakeious McGhee (6-4, 250, Jr.)</b>
	89	Stevie Smiley (6-3, 247, Jr.)
<b>S/N</b>	<b>3</b>	<b>Dennis Roberts IV (6-1, 200, Jr.)</b>
	34	Devon Booker (6-1, 190, So.)
<b>MIKE</b>	<b>46</b>	<b>Darron Johnson (6-1, 225, So.)</b>
	42	Jarkieth Ruffin (6-2, 235, Jr.)
<b>WILL</b>	<b>9</b>	<b>Dominique Jackson (6-1, 212, Sr.)</b>
	16	Nicholas Terry (6-4, 235, Jr.)
<b>CB</b>	<b>23</b>	<b>Ronnie Scott (5-10, 175, Sr.)</b>
	28	Robert Easterwood (5-11, 162, Jr.)
<b>SAF</b>	<b>24</b>	<b>Joshua Hill (5-10, 165, So.)</b>
	47	Kurron Ramsey (6-3, 193, R-Jr.)
<b>SAF</b>	<b>8</b>	<b>Treyon Garnett (6-1, 195, Sr.)</b>
	37	Dreyvon Mitchell (6-1, 185, R-Sr.)
<b>CB</b>	<b>25</b>	<b>TJ Presley (5-10, 177, R-Sr.)</b>
	6	Jeffrey Hill (5-9, 167, Jr.)

## SPECIAL TEAMS

<b>PK</b>	<b>35</b>	<b>Trevon Vincent (6-2, 195, Sr.)</b>
	53	Hunter Hanson (5-9, 180, Fr.)
<b>P</b>	<b>35</b>	<b>Trevon Vincent (6-2, 195, Sr.)</b>
	53	Hunter Hanson (5-9, 180, Fr.)
<b>LS</b>	<b>54</b>	<b>Dylan Renaker (6-1, 205, Jr.)</b>
<b>RET</b>	<b>13</b>	<b>Palmer Graham (5-9, 165, So.)</b>
	20	Ezra Gray (5-9, 170, So.)
or	8	Treyon Garnett (6-1, 195, Sr.)
or	24	Joshua Hill (5-10, 165, So.)
or	3	Dennis Roberts IV (6-1, 200, R-Jr.)

## CAREER GAMES PLAYED/STARTS

2	Willis White	10/7
3	Dennis Roberts IV	10/0
4	Robert Pritchett III	7/0
5	Alex Anderson	17/3
8	Treyon Garnett	11/10
9	Dominique Jackson	33/17
13	Palmer Graham	11/0
14	Kobie Jones	0/0
15	Joe Williams IV	16/1
17	David Whitlow	3/0
18	Jamir Hannah	22/20
19	Marlon Archer	10/5
20	Ezra Grey	6/0
22	Chett LeVay	11/5
23	Ronnie Scott	11/10
24	Joshua Hill	11/2
25	Therron Presley	19/15
26	Kimar Martin	0/0
27	Aaron Pope	0/0
28	Rob Easterwood	17/2
29	Davian Brantley	16/0
30	Brandon Watkins	7/0
33	Kenneth Thomas	8/0
34	Devin Booker	9/0
35	Trevor Vincent	21/0
36	Richard Reynolds	0/0
37	Dreyvon Mitchell	14/1
42	Jarkeith Ruffin	11/0
44	Ricky Haley	19/6
46	Darron Johnson	11/8
47	Kurron Ramsey	21/11
49	Ishmael Aurismond	11/10
52	Malik Bridgers	21/2
54	Dylan Renaker	20/0
55	Garret Oden	11/4
56	Robert Brown	26/13
57	Craig Bell	2/0
57	Devin Santana	7/5
58	Tytus Howard	15/13
60	Carl Thompson	4/2
65	Jordan Williams	6/2
68	Caleb Kinnkin	1/0
70	Christian Clark	0/0
71	Shaq Powell	10/6
72	Edward Sanders	10/7
74	Sam Baptiste	15/10
76	John Pierce	1/0
83	Austin Beamus	16/7
86	Larry Brown III	3/0
87	Jabarri Posey	0/0
88	Nygel Lee	11/4
89	Stevie Smiley	9/8
95	Isaac Nickson	8/0
97	Andre Wilson	30/7
99	Daniel McGhie	11/4

# HEAD COACH, BRIAN JENKINS



**Brian Jenkins** is entering his third season at the helm at Alabama State University.

Jenkins, who was tabbed the head coach in December of 2014 and the 25th coach in school history, has compiled a 10-12 overall record and 8-10 mark in Southwestern Athletic Conference (SWAC) East Division play in two years.

In his first season for the Black and Gold, the Hornets began the year with three straight losses, but Jenkins was able to

keep them on path and finished winning six of their last eight games. Among those wins was Jenkins' first win as head coach over Alabama A&M in the State Farm Magic City Classic (35-20) and a win in his first Turkey Day Classic over Miles College (26-7).

During his second season, Alabama State began the season losing five out of its first six games, but rebounded down the stretch as the Hornets won three of their final five games, including a 53-20 victory over Miles in the 93rd Turkey Day Classic.

In five seasons as head coach at Bethune-Cookman University (2010-14), Jenkins' Wildcats won more than 76 percent of their games (46-14), winning or tying for four Mid-Eastern Athletic Conference (MEAC) titles, earning three FCS playoff berths and two HBCU national titles. B-CU won at least eight games each season, including a pair of 10-win seasons, and never finished below second place in the conference standings in posting a 34-6 record in MEAC contests, including a perfect 8-0 mark in 2012. The Wildcats also won 18 straight conference games between 2011-13, the second-longest streak in league history.

A three-time MEAC Coach of the Year winner, Jenkins' teams also defeated rival Florida A&M four straight seasons (2011-14) for the first time in school history.

Jenkins' success was not limited to FCS opponents. In both 2013 and 2014, the Wildcats defeated FBS member Florida International University, with both triumphs coming on the road. Of Jenkins' 14 losses as a head coach, four are to BCS schools (Miami 2011, '12; eventual national champion Florida State 2013, eventual American Conference Champion Central Florida 2014), and three came in the FCS Playoffs.

In six years as a head coach between Alabama State and Bethune-Cookman, Jenkins has posted a .682 career winning percentage (56-26).

One of the bright young coaches in college football, the 43-year old Ft. Lauderdale, Fla.



native was an assistant coach for 16 years in collegiate and professional football before taking the head coaching reigns at B-CU. Jenkins began his career as wide receivers coach at Western Kentucky (1994), before coaching both receivers and running backs for five seasons at Eastern Illinois (1995-99). After a one-year stint as running backs coach at Bowling Green (2000), Jenkins coached one season as running backs / special teams coach for the Frankfurt Galaxy of NFL Europe in 2001.

Jenkins also worked in the dual role of coaching running backs and special teams at Louisiana-Lafayette for seven seasons (2002-08), and had a one-year stint as receivers coach at Rutgers (2009) prior to being named head coach at Bethune-Cookman.

Jenkins played college football as both a wide receiver and running back at the University of Cincinnati. He was among the all-time leaders in kickoff return yards for a season (505) and ended his career as the Bearcats' career leader in kickoff returns (62) and kickoff return yards (1,506). He graduated in 1993 with a Bachelor's degree in social work and an Associate's degree in education.

## THE JENKINS FILE

### PERSONAL

**Born:** March 4, 1971  
**Hometown:** Fort Lauderdale, Fla.  
**Family:** daughter, Briana; son, Brian, Jr.

### EDUCATION

University of Cincinnati (1993, Associate in Education and B.S. in Social Work)

### PLAYING EXPERIENCE

University of Cincinnati, 1990-93 (receiver)

### COACHING EXPERIENCE

**1994** Western Kentucky, assistant coach (wide receivers)  
**1995-99** Eastern Illinois, assistant coach (wide receivers / running backs)  
**2000** Bowling Green, assistant coach (running backs)  
**2001** Frankfurt Galaxy, assistant coach (running backs / special teams)  
**2002-08** Louisiana-Lafayette, assistant coach (wide receivers / special teams)  
**2009** Rutgers, assistant coach (wide receivers)  
**2010-14** Bethune-Cookman, head coach  
**2015-** Alabama State, head coach

### POSTSEASON EXPERIENCE

**2010** FCS Playoffs - First Round (head coach)  
**2012** FCS Playoffs - First Round (head coach)  
**2013** FCS Playoffs - First Round (head coach)

### THE JENKINS WORKSHEET

Year	School	Overall Record	Postseason	Conf. Record	Finish
2010	Bethune-Cookman	10-2	FCS Playoffs	7-1	1st (MEAC)
2011	Bethune-Cookman	7-3	----	6-2	2nd (MEAC)
2012	Bethune-Cookman	9-3	FCS Playoffs	8-0	1st (MEAC)
2013	Bethune-Cookman	10-3	FCS Playoffs	7-1	1st (MEAC)
2014	Bethune Cookman	9-3	----	6-2	1st (MEAC)
2015	Alabama State	6-5	----	5-4	2nd (East)
2016	Alabama State	4-7	----	3-6	3rd (East)
<b>Totals</b>	<b>7 seasons</b>	<b>56-26</b>	<b>3 FCS berths</b>	<b>42-16</b>	
	B-CU 5 seasons	46-14		34-6	
	ASU 2 seasons	10-12		8-10	

## COACHING STAFF



**DONALD HILL-ELEY**  
**ASSOCIATE HEAD COACH**  
**TIGHT ENDS**

**Donald Hill-Eley** enters his third season at Alabama State after a one-year stint as wide receivers coach at Norfolk State. Hill-Eley will once again coach the Hornets quarterbacks and tight ends.

During the 2016 season, Alabama State used four quarterbacks who combined to throw for 1,824 yards, while averaging 165.8 per game. Also the quarterbacks tossed 11 touchdown passes.

Last season ASU used three quarterbacks who combined to throw for 2,104 yards and 14 touchdowns while completing 60 percent of their passes.

ASU's passing game averaged 191.3 yards per game which was sixth in the SWAC. Their 60.1 percent completion percentage was second and its 7.1 yards per completion was fourth.

The long-time Mid-Eastern Athletic Conference (MEAC) coach spent 13 seasons at Morgan State (2001-13). After his first season as offensive coordinator, Hill-Eley spent the final 12 as head coach and was named 2002 MEAC Coach of the year. His 59 wins rank third all-time in Bears' history.

He spent four seasons at Hampton (1997-2000) as offensive coordinator and pro liaison, helping the Pirates win an HBCU National Championship, two MEAC titles, and the 1999 Heritage Bowl.

Hill-Eley spent four seasons in professional football in the Canadian Football League, first with the Baltimore Stallions (1994-95) as receivers coach before two seasons with the Toronto Argonauts as a guest coach (1996-97). Hill was on the staff of three straight Grey Cup championship teams (1995-97) during his time in the CFL.

After graduating from Virginia Union, he entered the coaching ranks at his alma mater in 1991 before becoming a graduate assistant at Hampton in 1992, where he received his master's in counseling in 1995. He is presently completing his Ph.D. at Morgan State. Hill is a member of Omega Psi Phi Fraternity, Inc., and a Prince Hall Mason. He is the father of Ayinde (16) and Jacob (7).

He is married to the former Kelley Butler.



**OSITA ALARIBE**  
**ASSISTANT COACH**  
**DEFENSIVE COORDINATOR**

**Osita Alaribe** (Ala - Ree - Bay) enters his first season as defensive coordinator at Alabama State.

Prior to coming to Alabama State, Alaribe spent eight years at Tennessee State. While at TSU, Alaribe was the Defensive Line Coach (2009-16), Recruiting Coordinator (2010-14) and Co-Defensive Coordinator (2011-14). He spent the 2015-16 season as the Defensive Coordinator for the Tigers.

The 2013 season proved to be one of the best defensive years in TSU history. The Tigers defense ranked first in the country in Total Defense for eight straight weeks, finally finishing at sixth in the nation. In Scoring Defense they finished 7th in the nation and in Opponents 3rd Down Conversions the Tigers ranked third in the nation. The Tigers stout defense was ranked tops in every major defensive category in the OVC which helped produce a 10-4 record and first playoff appearance since 1999.

The defense was led by junior defensive end Anthony Bass that was named OVC Defensive Player of the Year, FCS All-American and 1st Team All-OVC. Bass finished with 10 sacks and 14.5 TFL's. Another defensive lineman that was mentored by Alaribe was three time All-OVC senior defensive end Antonio Harper who finished with 7 sacks and 13 TFL's. The defense finished with (37) total sacks for the season which ranks 21st in the nation and (111) tackles for loss with ranked fifth in the nation.


In 2012, Alaribe helped develop a Tigers defense that ranked first in Total Defense only giving up 361.6 yards per game and ranked second in Scoring Defense allowing 22.8 points per game. Alaribe also was selected to participate in the Bill Walsh NFL Internship with the Oakland Raiders for their 2012 fall training camp. In 2011, Alaribe helped develop a Tigers defense that only allowed 150.6 rushing yards per game and was ranked second in conference. The Tigers were also ranked 22nd in the nation and first in the OVC in total sacks. As recruiting coordinator, Alaribe has helped produce the No. 1 2013 and 2012 recruiting classes and the No. 3 2011 class among FCS HBCU's according to Boxtorow's annual rankings.

Alaribe arrived at TSU after a three-year term as the defensive line and outside line-backers coach with Ouachita Baptist University. While at OBU, Alaribe tutored two all-conference players and was part of a team that had its first winning season in 25 years. Before OBU, Alaribe spent two seasons as defensive line coach at Dudley High School in Greensboro, N.C. help winning the Eastern North Carolina Division Championship leading to the North Carolina 3AA State Championship.

The Raleigh, N.C. native played collegiately at North Carolina A&T State University as a defensive lineman and was a team captain. He helped lead the Aggies to two MEAC Championship titles (1999 and 2003) and one HBCU National Championship (1999).

Alaribe earned his bachelor's degree in Broadcast Journalism and Mass Communication from NCA&T in 2004 before receiving his master's degree in Sports Administration from Henderson State in 2008. He and his wife, Uzo, have one daughter, Ogechi.

## COACHING STAFF



**MARK ORLANDO**  
**ASSISTANT COACH**  
**OFFENSIVE COORDINATOR**

**Mark Orlando** begins his third season on the Hornet coaching staff after spending four seasons at SWAC member Prairie View A&M.

This is Orlando's second stint with head football coach Brian Jenkins, as Orlando served in the same capacity at Bethune-Cookman in 2010 in helping the Wildcats to the MEAC title.

In ASU's first season under the guidance of Orlando, the Hornets offense averaged 25.5 points per game, sixth in the SWAC. The Hornets were also sixth in total offense averaging 373.5 yards per game.

The Hornets showed a balanced attack as it finished with 2,104 yards passing and 2,005 yards rushing.

During his second year, the Hornets offense averaged 25.4 points per game and 386.3 total yards of offense. Alabama State totaled 2,245 yards on the ground and 1,824 in the air.

Orlando spent two stints as offensive coordinator / quarterbacks coach at Southern (1993-2001, 2004-09), helping the Jaguars win four SWAC titles and four HBCU national championships. In between Southern stints, Orlando spent two seasons as offensive coordinator at Texas Southern (2002-03).

Orlando, who played quarterback at Florida State, began his coaching career at Lincoln High in Tallahassee (1976-77). He moved into collegiate coaching at Florida A&M (1978-83), winning the inaugural Division I-AA National Championship in his first season.

During his tenure at Tennessee State (1984-90), Orlando was running backs coach for the Tigers and was promoted to offensive coordinator in his final season. Orlando then spent two seasons at Winston-Salem State (1991-92).



**GRADY BROWN**  
**ASSISTANT COACH**  
**SECONDARY**

**Grady Brown** returns to the sidelines at Alabama State and enters his first year as secondary coach.

Prior to returning to Alabama State, Brown spent the past four years at the University of South Carolina where he was the secondary coach.

Before his arrival in Columbia, Brown spent the previous two seasons as the Southern Miss Golden Eagles' cornerbacks coach. During the 2011 campaign, Southern Miss was No. 7 nationally in pass efficiency defense (108.47 rating) and set an NCAA record for interceptions returned for touchdowns with eight.

Brown came to Southern Miss after spending the previous year and a half working in the strength & conditioning area and assisting as a defensive intern at LSU.

Brown went to LSU after working a season at Texas Southern where he was the safeties coach and also the community outreach liaison. His arrival to TSU came after a six-year stint as the secondary coach at Alabama State.

Brown began his coaching career in 2000 at his alma mater, Alabama A&M, before being promoted to the rank of a full-time assistant coach for the 2001 campaign.

After completing his high school career at Wenonah High School in Birmingham, Ala., Brown played defensive back for Alabama A&M from 1995 through 1998. After his senior season, he played one season with the Tennessee Valley Vipers in the Arena Football League.

Brown graduated from Alabama A&M with a degree in mathematics education in 2000. He is married to Rashidah Brown.

## COACHING STAFF



**AMP CAMPBELL**  
**ASSISTANT COACH**  
**CORNERBACKS**

**Amp Campbell** enters his second season at Alabama State in charge of the cornerbacks.

Campbell brings an impressive resume to the Hornets program that spans 15 years.

He spent the three previous seasons (2013-15) as the cornerbacks coach at Kent State which followed three years at Western Michigan (2010-12). He coached both the secondary and corners at WMU.

In 2010, Campbell's first year at Western Michigan, the Broncos had a pair of defensive backs rank in a tie for 15th in the country in interceptions. Mario Armstrong and Lewis Toler had five apiece. Toler, who was named Freshman All-America by Rivals.com, ranked second in the MAC with five interceptions, also had three fumble recoveries.

Prior to his time at Western Michigan, Campbell was an assistant at Lane College (2008-09) in Jackson, Tenn., where he served as the defensive backs coach and assisted with special teams. From 2007-08, he was an assistant at Riverview High School in his hometown of Sarasota, Fla.

Campbell resigned from his position of defensive backs coach at Ferris State in February of 2005 to help take care of his mother who had suffered a stroke. Prior to his stint at Ferris State, he was an assistant at Urbana University in Ohio from June of 2002 to March of 2004. At Urbana, he also served as an admissions counselor and multicultural student specialist.

A standout defensive back at Michigan State University, Campbell suffered a cervic-spinal injury against Oregon just two games into the 1998 season. He had started all but one game for the Spartans from 1996 until his injury in 1998.

Miraculously, Campbell battled back from injury to play in the 1999 season, earning All-American and All-Big Ten honors. He capped off his remarkable career in the Citrus Bowl. During his collegiate career, he recorded 104 total tackles, five interceptions, three sacks, and 15 TFLs.

He and his wife Shirley are the parents of Onykea, Kiera, Kiarra, Anthony and twins Jordan and Jaden.



**LEANDRE CREAMER**  
**ASSISTANT COACH**  
**DEFENSIVE LINE**

**Leandre Creamer** enters his second year at Alabama State where he will serve as the defensive line coach.

Prior to Alabama State, Creamer served as the defensive line coach in the Mid-Eastern Athletic Conference (MEAC) at Morgan State. He coached the defensive backs for the Bears during his first season as his secondary accounted for 11 of the team's 15 interceptions (third in the MEAC; T-25th in FCS), the highest total by a Bears' team since 2008 (19- MSU record). They also ranked sixth in the MEAC in pass defense. While at Morgan State, DeShaun Summers ranked third in the MEAC in passes defended (11) and was eighth in interceptions with three. He also coached senior standout cornerback Joe Rankin who also finished with three picks, and completed his Bear career ranked No. 2 in school history with 13 career interceptions — two shy of matching the record posted by Joe Fowlkes (15). Before joining the Morgan State staff, Creamer spent four years (2007-2010) at Howard where he was the defensive coordinator under head coach Carey Bailey. During his final season, the Bison ranked as high as second in rush defense (117.5) and fourth in sacks (23). All-American linebacker Keith Pough, who collected 100 tackles and led the league with 10.5 during the 2010 season, anchored Creamer's defensive unit.

Creamer also served three years at Delaware State where he was defensive backs coach from 2003 to 2005. The 2005 Hornets were tops in the MEAC, and third among all FCS teams in pass efficiency defense (95.09) and sacks (3.36 ppg.). During his last season, Delaware State also ranked fourth in FCS in tackles for loss (8.27 ppg.), fifth in total defense (269.6 ypg.) and ninth in passing defense (154.7 ypg.). Senior linebacker Sam Smith led Creamer's 2005 defense. Smith was a Sheridan Broadcast Network (Black College) First Team All-America, SportsNetwork Third Team All-America and All-MEAC First Team selection. Additionally, he was a free agent signee with the New England Patriots.

From 1999-2002, Creamer was the defensive coordinator and defensive backs coach at Tennessee State University. In 1999, the 11-1 Tigers were the Ohio Valley Conference champions and tops in the final FCS regular season poll. While at Tennessee State, Creamer developed two All-America and five All-OVC First Team defensive backs. Four of his TSU players went on to sign professional contracts. Creamer has also served as defensive backs coach at Southern Utah University (1998-99), SUNY-Buffalo (1994-95) and Morgan State (1991-92). He was the running backs coach at SUNY-Buffalo in 1993. In addition, he was the head football coach at Wilmington (Del.) High School from 1997 to 1998, and defensive coordinator at Edwin Gould Academy in Chestnut Ridge, N.Y. from 1995 to 1996.

As a player at Tennessee, Creamer was a four-year starter at defensive back, earning freshman All-America honors in 1984. He helped lead the Volunteers to the Southeastern Conference (SEC) and Sugar Bowl championships in 1985. Off the field at Tennessee, Creamer was a Dean's List student and a member of the Senior Class Peer Advisory Council.

He has two children, a daughter Nasia and a son, Neiko.

## COACHING STAFF



**TREY DUNBAR**  
**ASSISTANT COACH**  
**QUARTERBACKS**

**Trey Dunbar** begins his first season on the Hornet coaching staff after spending the last seven years serving in a variety of roles at Troy University.

He served two years as the assistant director of operations for the Trojans. He was responsible for Troy's on-campus recruiting efforts. Dunbar served as the director of player personnel during the 2015 season.

Dunbar spent the 2014 season as an offensive analyst and the three prior seasons as a graduate assistant on the defensive staff. Dunbar began as an intern in the strength & conditioning program in 2010.

A native of Opp, Ala., Dunbar played baseball and football at Opp High School before attending the University of Alabama where he received a degree in exercise and sport science in 2010.

He was on staff for Alabama's 2009 BCS National Championship team.



**BILLY GRESHAM**  
**ASSISTANT COACH**  
**RECRUITING COORDINATOR**

**Billy Greshman** begins his first year at Alabama State University as the High School Relations Director and Recruiting Coordinator.

Prior to coming to Alabama State, Gresham served as the head football coach at Carver Senior High School in Montgomery where he helped Carver to a 5-6 regular season record and a 4-2 region mark in 2016. Also, he guided Carver to a third-place finish in the regional and led the team to the first round of the state playoffs. His biggest achievement that season was becoming an assistant coach for the Under Armour All-American Football Game.

In 2013 he helped Carver to an 8-2 regular season record and a 5-2 region mark, along with a sixth consecutive city championship. Carver finished that season at 10-3 overall and a state quarterfinal appearance. Carver played in one national televised game on CSS Sports. Gresham was named the Montgomery Advertiser 5A-6A Coach of the Year.

During the 2012 season, Gresham led Carver to a 9-1 regular season and a 6-1 region mark. Carver finished at 12-2 overall and a state semifinals appearance. Carver played in two national televised games on ESPN and CSS Sports.

Before becoming the head coach, Gresham served as an assistant coach at Carver High School in 2008-2010 where he was the special teams coordinator and defensive coordinator.

Prior to his nine years at Carver, Gresham was an assistant coach at Kendrick High School in Columbus, Ga., where he was the linebackers coach.

Gresham is no stranger to Alabama State University, having played for the Hornets from 2001-2005. While at Alabama State, Gresham was a four-year letter winner at linebacker and started three seasons at the middle linebacker position. He helped lead Alabama State to a SWAC Championship game berth in 2001 and 2003 and was an instrumental player on the 2004 SWAC Championship team. His accolades included All-SWAC performance in 2004 and 2005. A All-SWAC Preseason selection and Defensive Player of the Year honoree in 2005, Gresham earned Sheridan Broadcast Second Team All-American honors in 2005.

Prior to attending Alabama State, Gresham played high school football at Sidney Lanier where he was a three-year letter winner at outside linebacker and safety. He was among the players to lead Lanier to its first semifinals appearance in more than a decade in 1999. He earned Honorable Mention All-Metro as a junior and First Team All-State and All-Metro as a senior.

Gresham is a member of Omega Psi Phi, the Alabama Football Coaches Association, American Football Coaches Association and Fellowship of Christian Athletes.

Gresham is married wife Nakia and they have four children together — Devin, Jada, Carter and Harper.

## COACHING STAFF



**JAMES JOSEPH**  
**ASSISTANT COACH**  
**RUNNING BACKS**

**James Joseph** is in his third year at the helm as running backs coach.

Prior to coming to Alabama State, Joseph spent five years in the same capacity at Samford (2010-14), Memphis (2007-09) and Troy (2004-06), while also serving as a walk-on coordinator for the Trojans.

Last season, Joseph's running backs amassed 2,425 total yards, and averaged 220.5 yards a game. Also, the running backs found the end zone 27 times.

Joseph's running crew rushed for 2,005 yards averaging 4.4 yards per rush. The team's 24 rushing touchdowns were the fourth most in the conference as the team averaged 182.3 yards per game rushing.

Prior to getting into college coaching, Joseph coached at Auburn High. Joseph served as assistant head football coach and special teams' coordinator. He was also head junior varsity baseball coach and assistant varsity basketball coach at Auburn High.

A former gridiron standout for the Tigers, Joseph went on to play five seasons in the NFL with the Philadelphia Eagles (1991-94) and Cincinnati Bengals (1995). As a rookie, he led the Eagles in rushing, and one year later lead the team in special teams tackles.

He is married to Merry Beth Joseph and they are the parents of Jamey, Jeremy and Jonathan.



**CHAD LUCAS**  
**ASSISTANT COACH**  
**WIDE RECEIVERS**

**Chad Lucas**, an Alabama State alum and former NFL receiver, has returned to the program to serve as the team's skill development coordinator.

Lucas comes to ASU after serving the 2015 season as the passing game coordinator and assistant coach at Robert Lee High School here in Montgomery.

Lucas spent a season (2014) at Huntingdon College coaching the running backs. He was one of seven former NFL players to receive the NFLPA Coaching Internship which he used at Huntingdon.

Before his work with Huntingdon, Lucas was at Robert Lee High School (2012-14) for his first term with the team, this time serving as Lee's offensive coordinator.

In 2004 and 2005 Lucas worked with the Hornets coaching the team's wide receivers. He was a member of the coaching staff helping lead ASU to the 2004 SWAC Championship.

From 2004-2011, he spent time as a professional receiver in the National Football League, NFL Europe, the Canadian Football League, the United Football League and Arena Football League. As a member of the Amsterdam Admirals in 2006, Lucas led NFL Europe in touchdown receptions and was named first-team All-NFL Europe.

He is a native of Tuskegee and began his collegiate career at Troy University before finishing at Alabama State.

During his senior campaign with the Hornets he caught 46 passes for 794 yards and five touchdowns.

Following his professional career, Lucas returned to ASU where finished his degree in marketing, receiving his Bachelor of Science in 2013.

He lives in Montgomery and has a daughter, Londyn.

## COACHING STAFF



**PRINCE PEARSON**  
**ASSISTANT COACH**  
**OFFENSIVE LINE**

**Prince Pearson** begins his third season after spending 11 seasons at Prairie View A&M (2004-14) as offensive line/tight ends coach and run game coordinator.

Pearson's offensive line helped the Hornets score an average of 25.5 points per game during his first year at ASU. The offensive line helped open holes enough for ASU to rush for 2,005 yards per game and throw for over 2,100 yards per game.

In his second season, Pearson's offensive line guided the Hornets to score an average of 25.4 points per game.

His last season at PVAMU, the Orlando-Pearson connection helped the Panthers rank second in the SWAC in both scoring (36.6 points per game) and total offense (460.3 yards per game).

He spent four seasons as offensive line coach at PV rival Texas Southern (2000-03) after working as head coach at Hallandale (Fla.) High School. Pearson entered collegiate coaching as defensive line coach at College of the Holy Cross (1997-98). Pearson, a product of the University of Minnesota, began his coaching career at Boyd Anderson (Fla.) High as offensive coordinator (1993-96).



**DESMOND ROBINSON**  
**CHIEF OF STAFF / DIRECTOR**  
**OF FOOTBALL OPERATIONS**

**Desmond Robinson** is entering his third season at Alabama State as the Chief of Staff and Director of Football Operations. Prior to joining the Alabama State, Robinson spent two years at the University of Pittsburgh as running backs coach and Director of Player Personnel. After coaching the running backs in 2014, Robinson took over a the new role of player personnel director in 2013.

Robinson was a linebacker and defensive end at Pitt from 1974-78, playing under head coaches John Majors and Jackie Sherrill. He was a member of three squads that finished in the nation's Top 20, including the 1976 team that went 12-0 and was unanimously selected as national champions.

His collegiate coaching career began under Sherrill as a part-time assistant with the Panthers in 1981. Pitt went 11-1 that year and achieved a No. 2 ranking in the final coaches' poll following a 24-20 victory over Georgia in the Sugar Bowl. Robinson would ultimately go on to coaching posts at Notre Dame, West Virginia, Syracuse, Tulane, Dartmouth and Connecticut. He also coached on the professional level with NFL Europe.

His standout pupils at running back include West Virginia's Amos Zereoue, a 1,000-yard rusher and the Big East's Rookie of the Year in 1996; Notre Dame's Autry Denson, who became the Irish's all-time leading rusher with 4,318 yards; and Syracuse's Damien Rhodes, one of the Orange's top 10 all-time rushers. Last year under Robinson's watch, Pitt's Ray Graham rushed for a career-high 1,042 yards and was selected first team All-Big East. Graham signed with the Houston Texas this past April. Robinson and Pitt head coach Paul Chryst previously worked together as assistants under Don Nehlen at West Virginia during the 1989 and '90 seasons. Incidentally, another Pitt assistant coach, Chris Haering, was a standout senior linebacker for the Mountaineers on the '89 squad.

Robinson had two coaching tours at West Virginia (1988-91 and 1995-96). Initially coaching the WVU defensive line, he oversaw the development of All-America Chris Parker and NFL first-round draft pick Renaldo Turnbull (New Orleans Saints). Between his stints in Morgantown, Robinson was the assistant head coach at Tulane (1992-94) and also worked with the Green Wave's defensive line and linebackers.

From 1997-2001, Robinson was the running backs coach at Notre Dame, serving under another Jackie Sherrill protégée, Bob Davie (now the head coach at New Mexico). In addition to helping Autry Denson become the school's all-time leading ground gainer, Robinson also worked with standout Notre Dame backs Julius Jones, Tony Fisher and Joey Goodspeed - each of whom went on to NFL careers. Robinson spent 2002 in NFL Europe coaching the defensive line with the Barcelona Dragons, and later was a head coach on the prep level at Westminster School in Connecticut (2003-04). He coached the running backs at Syracuse from 2005-06 and served as the Orange's assistant athletic director for football operations during the 2007-08 seasons.

Robinson earned his bachelor's degree in urban management from Pitt in 1978. He and his wife Pearlena, also a Pitt graduate, have two children, Jason and Ashley.

## SUPPORT STAFF

**PICTURE  
COMING  
SOON**

**LA TANJA BATISTE**  
**DIRECTOR OF  
SPORTS MEDICINE**

**La Tanja Batiste** joins Alabama State after spending last year as the Assistant Athletic Director for Sports Medicine at Elizabeth City State University. Prior to ECSU, Batiste served 11 years as the Head Athletic Trainer at Queens University of Charlotte. Prior to time with the Royals, she spent one year as the Assistant Athletic Trainer for Benedict College in Columbia, S.C.

As the Head Athletic Trainer for the Vikings, Batiste was responsible for managing the daily operations of the Sports Medicine Department and the provision of exemplary medical coverage to 10 Division II NCAA sports team as well as the cheer team.

Batiste's tenure as Head Athletic Trainer at Queens began in 2004. In 2009 she received additional responsibilities as the Senior Woman Administrator and jointly held these positions for the next five years. During this time, she was part of a rapidly growing athletic department that expanded to 19 NCAA Division II sports plus cheer with the addition of men's and women's swim (2011) and field hockey (2015). There was also a considerable increase in the full time sports medicine staff from one to five. Also she handed the task of designing and furnishing two additional fully functioning sports medicine facilities.

During her time at Queens, Batiste was the direct athletic trainer for the 2009-10 softball team and the 2010-11 men's basketball teams as they made appearances regionally in their respective NCAA National Tournaments. As the direct athletic trainer for the Royals men's basketball, men's and women's cross country/track and field, women's soccer, and softball teams, along with being a preceptor for CAATE accredited undergraduate athletic training programs, LT brings a wealth of knowledge and experience to the Vikings' Athletic Department.

Batiste credits her position of Assistant Athletic Trainer at Benedict College with preparing her for the aspects of athletic training that cannot be learned in the classroom. Being only one of two certified athletic trainers, who were responsible for providing medical coverage, injury prevention and care to 13 Division II NCAA sports, including football. While at Benedict, Batiste had the privilege of working with the 2003-2004 SIAC Tournament Championship Teams for men's and women's basketball and softball.

She received her Master's degree in Sports Medicine from Georgia State University in 2003 while working as a graduate assistant athletic trainer at Walton High School in Marietta, Ga. While at Georgia State, she also served as a volunteer athletic trainer with the Georgia Force, Atlanta's Arena Football Team.

Batiste's athletic training career began as an undergraduate athletic training student at Georgia Southern University where she received her Bachelor's Degree in Kinesiology in 2000, while having the pleasure of working with the Eagles 1999 Division I-AA National Football Championship Team.



**MEDGAR HARRISON**  
**DIRECTOR OF STRENGTH AND  
CONDITIONING**

**Medgar Harrison** enters his third season overseeing the strength and conditioning program at ASU. He came to Alabama State University after working four years in the same capacity at Bethune-Cookman University. Harrison has developed a reputation as one of the brightest mad scientist in his field and has an ever-growing background in strength, speed and agility training.

Harrison is in charge of the daily strength & conditioning regimens for the Hornets' football program. In addition to football, Harrison works directly with the Hornets' baseball program, under the direction of head coach Mervyl Melendez. He also oversees the other 16 sports at Alabama State University's which consist of over 300 student-athletes. The Hornet strength and conditioning staff consist of two full-time staff members.

The Shreveport, La. native has a philosophy of three basic pathways for strength & power development — max effort, dynamic effort and repetition method. Harrison's philosophy is based on the conjugate system's method, which involves the coupling of multiple exercises to ultimately enhance an athlete's strength and power. According to Harrison, it is all about fast twitch muscle fiber recruitment. Sports, winners and all champions are determined by who can apply the most force, move the fastest or cover the most ground in the shortest amounts of time. Train the part to increase the whole.

While overseeing the strength and conditioning program for all athletic programs at Bethune-Cookman University, Harrison worked directly with the football, baseball and golf programs assisting them to 10 conference championships. Prior to his stint in Daytona Beach, Harrison spent two years at University of Tennessee in Knoxville, where he served as the Strength and Conditioning Coordinator for the men's swimming & diving team. Harrison assisted the Volunteers to a 12th place national finish at the 2010 NCAA Swimming & Diving Championships, while training 13 All-Americans in the process. He also worked directly with the Volunteers' football team, in which he assisted with the training of two first round draft picks in the 2010 draft. Harrison also accompanied the Vols to two consecutive bowl game appearances (2010 Music City Bowl and 2009 Chick-Fil-A Bowl).

A 2005 graduate of the University of Louisiana at Lafayette, Harrison served as an assistant strength & conditioning coach at his alma mater before heading to Tennessee. At ULL, he received a Bachelor of Science degree in Kinesiology with a concentration in Exercise Science. He later earned his Master of Science degree in Human Resources with a concentration in Nutrition in 2007 from the University of Louisiana at Lafayette.

He is a member of the Collegiate Strength & Conditioning Coaches Association (CSCCA) and National Strength & Conditioning Association (NSCA). Harrison is a certified through the NSCA and USA weightlifting.

Harrison and his wife, Mariah Elise, have one son, Maxxim Ethan Wayne.

## SUPPORT STAFF



### JOYCELYN RILEY

#### PLAYER PERSONNEL / SPECIAL ASSISTANT

**Joycelyn Riley** enters her third year as the Player Personnel/Special Assistant to the Head Coach at Alabama State.

Riley joined the Hornets staff after working three years in the same capacity at Bethune-Cookman. She continues in her role from B-CU in assisting Jenkins with his daily schedule and internal administration of the football program.

She received her degree in Elementary Education from B-CU and also has a master's degree in Transformative Leadership.



### DANTE TYSON-BEY

#### EQUIPMENT MANAGER

**Dante Tyson-Bey** joined the Alabama State Athletics as Head Equipment Manager in August, 2009. In this position, Tyson-Bey oversees the athletic equipment room and locker room facilities, issues and maintains team equipment, and supervises the management staff.

A 1995 graduate of Texas A&M-Textarkana with a degree in physical education, Tyson-Bey came to ASU after serving a two-year stint as the head equipment manager at Alcorn State.

Prior to working at Alcorn, he served as the head equipment manager for the Arena Football's Grand Rapid Rampage. In addition, Tyson-Bey has worked on the equipment staffs of the Jacksonville Jaguars, Indianapolis Colts, The Citadel and the Detroit Fury (Arena Football).

He is a member of the American Equipment Manager Association.

## RETURNING PLAYERS


**5**
**ALEX ANDERSON**
**RB • 6-0 • 200 • JR • 2L**  
**MIAMI GARDENS, FL (MIRAMAR HS)**

**2016 (at Alabama State):** Appeared in 10 games... rushed for 148 yards on 34 carries... averaged 4.4 yards per a carry and 14.8 yards per game... scored four touchdowns... registered a long of 17 yards... caught five balls out of the backfield for 20 yards... Recorded a season-high 33 rushing yards against Arkansas-Pine Bluff on five carries... Carried the ball a season-high six times against Mississippi Valley State... Recorded season-high two receptions against Southern, logging 14 yards... Matched season-high with a pair of receptions against Arkansas-Pine Bluff.

**2015 (at Alabama State):** Played in seven games... third on the team in rushing, averaging 45.6 yards per game and 5.6 yard per a touch... finished with 319 yards on 57 carries and two touchdowns... registered a long of 75 yards... caught 14 passes for 107 yards, including a long of 33 yards... averaged 15.3 yards per game through the air.

**High School:** Played at Miramar High School.

**Personal:** Son of Alex Anderson... majoring in Physical Therapy

### ANDERSON'S CAREER STATISTICS

**RECEIVING**

YEAR	GP	REC	YDS	AVG	TD	LP/OPPONENT
2015	7	14	107	7.6	0	33/Southern
2016	10	5	20	4.0	0	9/Southern
<b>CAREER</b>	<b>17</b>	<b>19</b>	<b>127</b>	<b>6.7</b>	<b>0</b>	

**RUSHING**

YEAR	GP	ATT	YDS	AVG	TD	LP/OPPONENT
2015	7	57	319	5.6	2	75/Texas Southern
2016	10	34	148	4.4	4	17/Mississippi Valley St.
<b>CAREER</b>	<b>17</b>	<b>91</b>	<b>467</b>	<b>5.1</b>	<b>6</b>	


**19**
**MARLON ARCHER**
**WR • 6-4 • 200 • SR • 1L**  
**MORENO VALLEY, CA (GLENDALE CC)**

**2016 (at Alabama State):** Played in 10 games... recorded seven catches for 90 yards... averaged 12.86 yards per reception... recorded one touchdown... long reception was 48 yards... averaged nine yards per game receiving.

**Previous School:** Played two years at Mt. San Jacinto College... in his final year, recorded 32 receptions (including 22 in conference play)... recorded 387 receiving yards, including 279 in conference play... averaged 43 yards per game, including 46.5 yards per game in conference play... recorded eight touchdowns, with six of those coming in conference play... career-best three touchdowns against Compton College.

**High School:** Played at Rancho Verde High School... lettered three years in football and three in basketball.

**Personal:** Son of Diana Vasquez-Archer and Marlon Archer... has four siblings... majoring in Criminal Justice.

### ARCHERS CAREER STATISTICS

**RECEIVING**

YEAR	GP	REC	YDS	AVG	TD	LP/OPPONENT
2016	10	7	90	12.9	1	48/MVSU
<b>CAREER</b>	<b>10</b>	<b>7</b>	<b>90</b>	<b>12.9</b>	<b>1</b>	

## RETURNING PLAYERS



49

**ISHMAEL AURISMOND**

DE • 6-3 • 240 • SR • 1L  
MIAMI, FL (MIDDLE TENNESSEE STATE)

**2016 (at Alabama State):** Saw action in all 11 games... recorded 38 total tackles, including 18 solo stops... Recorded 4.5 tackles for loss for 13 yards... recorded one sack for six yards... finished the season with four quarterback hurries and one pas breakup... recorded six tackles against Alabama A&M (three solo stops) and Grambling State (six solo stops).

**2015 (at Middle Tennessee):** Played in two games... had one tackle in win over Jackson State... played seven total snaps.

**2014 (at Middle Tennessee):** Played in one game against Savannah State in the season opener.

**2013 (at Middle Tennessee):** Reshirted.

**High School:** A three star recruit by ESPN and a two star recruit by Rivals.com and Scout.com... had 81 tackles, 11 sacks, and 10 TFLs in 2012 for Hialeah High School... played in the Under Armor Dade/Broward All-Star Game and the Nike Dade vs Florida Game... turned in 51 tackles and 11 sacks as a junior.

**Personal:** Full name is Ismael Valerie Louis Aurismond... son of Louis Aurismond and Solange Hyppolite ... majoring in Liberal Studies.

**AURISMOND'S CAREER STATISTICS****DEFENSIVE**

YEAR	GP	UT	AT	TT	TFL-YDS	QBS-YDS	FF/FR	QBH
2016	11	18	20	38	4.5-13	1.0-6	0/0	4
<b>CAREER</b>	<b>11</b>	<b>18</b>	<b>20</b>	<b>38</b>	<b>4.5-13</b>	<b>1.0-6</b>	<b>0/0</b>	<b>4</b>



74

**SAM BAPTISTE**

OL • 6-4 • 340 • SR • 2L  
WAYCROSS, GA (GEORGIA MILITARY)

**2016 (at Alabama State):** Helped pave the way for the Hornets' rushing attack at 220.5 yards per game... started in eight of the 11 games on the offensive line last season... selected to the 2016 All-SWAC First Team.

**2015 (at Alabama State):** Helped pave the way for the Hornets who averaged 25.45 points per game... rushing attack averaged 182.3 yards per game.

**Previous School:** Played at Georgia Military College for two years.

## RETURNING PLAYERS



# 83

## AUSTIN BEAMUS

**WR • 6-2 • 175 • SR • 2L**  
**PHENIX CITY, AL (PAINE COLLEGE)**

**2016 (at Alabama State):** Saw action in eight games... recorded 10 receptions for 117 yards... averaged 11.70 yards per reception... caught one touchdown pass (Miles) and averaged 14.63 yards receiving per game... logged a season-high 60 yards receiving against Miles... longest reception of 35 yards came against Miles.

**2015 (at Alabama State):** Saw action in eight games... recorded 14 receptions for 144 yards... averaged 10.29 yards per reception... recorded a season long reception of 46 yards... averaged 18.00 yards receiving per game.

**2014 (at Paine):** Saw action in two games... recorded a season-high five receptions against Fort Valley State... recorded four receptions for a season-high 56 yards against Limestone... finished the season with nine receptions for 105 yards, with a season long of 34 yards against Limestone.

**High School:** Played at Central High High School.

**Personal:** Son of Stephanie and Eugene Beamus... majoring in Business.

### BEAMUS' CAREER STATISTICS

#### RECEIVING

YEAR	GP	REC	YDS	AVG	TD	LP/OPPONENT
2015	8	14	144	10.29	0	46/Grambling State
2016	8	10	117	11.70	1	35/Miles
<b>CAREER</b>	<b>16</b>	<b>24</b>	<b>261</b>	<b>10.9</b>	<b>1</b>	



# 57

## CRAIG BELL

**LB • 6-1 • 185 • SO • 1L**  
**MONTGOMERY, AL (LEE HS)**

**2016 (at Alabama State):** Played in five games... Finished with six tackles, including five assisted... Registered three quarterback hurries against Prairie View A&M.

**High School:** Played at Robert E. Lee High School in Montgomery, Ala.

**Personal:** Son of Christina Winston... Has one brother, Chad, and one sister, Demi... Majoring in Communications.

### BELL'S CAREER STATISTICS

#### DEFENSIVE

YEAR	GP	UT	AT	TT	TFL-YDS	QBS-YDS	FF/FR	QBH
2016	2	0	3	3	0-0	0-0	0/0	0
<b>CAREER</b>	<b>2</b>	<b>0</b>	<b>3</b>	<b>3</b>	<b>0-0</b>	<b>0-0</b>	<b>0/0</b>	<b>0</b>

## RETURNING PLAYERS



# 34

## DEVON BOOKER

**DB • 6-1 • 190 • SO • 1L**  
**CINCINNATI, OH (WINTON WOODS HS)**

**2016 (at Alabama State):** Played in six games... registered five tackles, including four assisted... added three assisted tackles at UT-San Antonio... recorded one sack for a loss of two yards against Miles.

**High School:** Played at Selma High School.

**Personal:** Son of Frances and Darryl Brantley... majoring in Rehabilitation Services.



# 29

## DAVIAN BRANTLEY

**DB • 5-10 • 170 • SR • 3L**  
**SELMA, AL (SELMA HS)**

**2016 (at Alabama State):** Played in six games... registered five tackles, including four assisted... added three assisted tackles at UT-San Antonio... recorded one sack for a loss of two yards against Miles.

**2015 (at Alabama State):** Appeared in seven games... finished with three unassisted tackles.

**2014 (at Alabama State):** Saw action in three games... recorded one tackle at Alcorn State.

**High School:** Played at Selma High School.

**Personal:** Son of Frances and Darryl Brantley... majoring in Rehabilitation Services.

### BOOKER'S CAREER STATISTICS

#### DEFENSIVE

YEAR	GP	UT	AT	TT	TFL-YDS	QBS-YDS	FF/FR	QBH
2016	9	1	1	2	0-0	0-0	0/1	0
<b>CAREER</b>	<b>9</b>	<b>1</b>	<b>1</b>	<b>2</b>	<b>0-0</b>	<b>0-0</b>	<b>0/1</b>	<b>0</b>

### BRANTLEY'S CAREER STATISTICS

#### DEFENSIVE

YEAR	GP	UT	AT	TT	TFL-YDS	QBS-YDS	FF/FR	QBH
2014	3	1	1	1	0-0	0-0	0/0	0
2015	7	3	0	3	0-0	0-0	0/0	0
2016	6	4	1	5	1.0-2	0-0	0/0	0
<b>CAREER</b>	<b>16</b>	<b>8</b>	<b>2</b>	<b>9</b>	<b>1.0-2</b>	<b>0-0</b>	<b>0/0</b>	<b>0</b>

## RETURNING PLAYERS



# 52

### MALIK BRIDGERS

**LB • 6-0 • 226 • R-JR • 1L**  
**BALTIMORE, MD (ST. FRANCIS HS)**

**2016 (at Alabama State):** Played in 10 games... recorded 15 total tackles, including four solo stops... recorded 1.5 tackles for loss and one sack.

**High School:** Played at St. Francis Academy

**Personal:** Has two siblings, Johnathan Harris and Hallie Bridgers... majoring in Political Science.



# 86

### LARRY BROWN III

**TE • 6-4 • 222 • SO • 1L**  
**ATLANTA, GA (MAYNARD JACKSON HS)**

**2016 (at Alabama State):** Appeared in three games... caught one pass for nine yards.

**Prep School:** Played at Fort Union Military School.

**High School:** Played at Maynard Jackson High School in Atlanta (Ga.).

**Personal:** Son of Fadela Best and Larry Brown... undecided on a major.

#### BRIDGERS' CAREER STATISTICS

##### DEFENSIVE

YEAR	GP	UT	AT	TT	TFL-YDS	QBS-YDS	FF/FR	QBH
2016	10	4	11	15	1.5-2	1.0-1	0/0	0
<b>CAREER</b>	<b>10</b>	<b>4</b>	<b>11</b>	<b>15</b>	<b>1.5-2</b>	<b>1.0-1</b>	<b>0/0</b>	<b>0</b>

#### BROWN'S CAREER STATISTICS

##### RECEIVING

YEAR	GP	REC	YDS	AVG	TD	LP/OPPONENT
2016	1	1	9	9.0	0	9/Mississippi Valley
<b>CAREER</b>	<b>16</b>	<b>24</b>	<b>261</b>	<b>10.9</b>	<b>1</b>	

## RETURNING PLAYERS



# 56

## ROBERT BROWN

**DE • 6-2 • 260 • SR • 3L**  
**EUFAULA, AL (EUFAULA HS)**

**2016 (at Alabama State):** Named Preseason All-SWAC... appeared in all 11 games... totaled seven tackles with four solo stops... recorded one tackle for a loss of three yards... finished with one quarterback hurry and recovered one fumble

**2015 (at Alabama State):** Played in all 11 games... finished with 18 tackles, including eight solo stops... forced two fumbles.

**2014 (at Alabama State):** Appeared in four games... recorded two tackles and a half of a sack... registered a tackle and the half sack against Mississippi Valley State... picked up a tackle and a half of a tackle for a loss at Grambling State.

**High School:** Played at Eufaula High School.

**Personal:** Son of Cynthia and Robert Brown... majoring in Secondary Education and Social Sciences.



# 94

## CHRISTIAN CLARK

**DL • 6-1 • 300 • SO • 1L**  
**EUCLID, OH (GLENVILLE HS)**

**2016 (at Alabama State):** Played on an offensive line that averaged 386.3 yards per game... member of the Honor Roll.

**High School:** Played at Glenville High School and Ginn Academy.

**Personal:** Undecided on a major.

### BROWN'S CAREER STATISTICS

#### DEFENSIVE

YEAR	GP	UT	AT	TT	TFL-YDS	QBS-YDS	FF/FR	QBH
2014	4	0	2	2	1.0-7	0.5-6	0/0	0
2015	11	8	10	18	0-0	0-0	2/0	0
2016	11	4	3	7	1.0-3	0-0	0//1	0
<b>CAREER</b>	<b>26</b>	<b>12</b>	<b>15</b>	<b>27</b>	<b>2.0-10</b>	<b>0.5-6</b>	<b>2/1</b>	<b>0</b>

## RETURNING PLAYERS



# 40

### **BRYCE COLEY**

**LB • 6-3 • 215 • SR • 2L**  
**WASHINGTON, D.C. (SURREACTSVILLE HS)**

**2016 (at Alabama State):** Played in 10 games... recorded four total tackles, including a pair of solo stops... recorded one tackle for loss.

**2015 (at Alabama State):** Played in nine games... recorded a pair of tackles.

**High School:** Played at Surreactsville High School.

**Personal:** Son of Cynthia Hill... majoring in Mass Communications.



# 28

### **ROBERT EASTERWOOD**

**DB • 5-11 • 162 • JR • 2L**  
**FAYETTEVILLE, GA (FAYETTE COUNTY HS)**

**2016 (at Alabama State):** Played in seven games... recorded nine tackles, including eight solo stops.

**2015 (at Alabama State):** Played in 10 games... recorded 23 tackles, including 17 solo stops... recorded one tackle for loss and three pass breakups... forced a fumble... recovered a fumble.

**High School:** Played at Fayette County High School... named First Team All-State... named Region Defensive Player of the Year... named All-Area... also lettered in track and basketball.

**Personal:** Son of Robert and Lisa Easterwood... brother, Malcolm played football at Jacksonville State... majoring in Recording Technology, with a minor in Communications.

#### COLEY'S CAREER STATISTICS

##### DEFENSIVE

YEAR	GP	UT	AT	TT	TFL-YDS	QBS-YDS	FF/FR	QBH
2015	9	2	0	2	0-0	0-0	0/0	0
2016	10	2	2	4	1.0-1	0-0	0/0	0
<b>CAREER</b>	<b>20</b>	<b>4</b>	<b>2</b>	<b>6</b>	<b>1.0-1</b>	<b>0-0</b>	<b>0/0</b>	<b>0</b>

#### EASTERWOOD'S CAREER STATISTICS

##### DEFENSIVE

YEAR	GP	UT	AT	TT	TFL-YDS	QBS-YDS	FF/FR	QBH
2015	10	17	6	23	1.0-3	0-0	1/1	0
2016	6	8	1	9	0-0	0-0	0/0	0
<b>CAREER</b>	<b>16</b>	<b>25</b>	<b>7</b>	<b>32</b>	<b>1.0-3</b>	<b>0-0</b>	<b>1/1</b>	<b>0</b>

## RETURNING PLAYERS



# 10

### JIMMY FERRELL

**QB · 6-2 · 190 · R-FR · RS**  
**NASHVILLE, TN (PEARL-COHN HS)**

**2016 (at Alabama State):** Did not see action.

**High School:** Played at Pearl-Cohn High School in Nashville (Tenn.).

**Personal:** Son of Tonya Parker... majoring in Business.



# 8

### TREYON GARNETT

**S · 6-1 · 195 · SR · 1L**  
**MIAMI, FL (APPALACHIAN STATE)**

**2016 (at Alabama State):** Saw action in all 11 games... Recorded 45 total tackles, including 26 solo stops... Forced one fumble and recovered two... Returned fumble 49 yards for a team-high in yardage... Recorded four pass breakups.

**2015 (at Appalachian State):** Played in one game at safety in a reserve role.

**2014 (at Appalachian State):** Saw action in nine games at safety and on special teams... made a very impressive collegiate debut with six tackles in season opener at Michigan... recorded three more stops the following week against Campbell... tallied just three more tackles the rest of the way with single stops against Georgia Southern, Troy and Idaho... three of his 12 tackles came on kickoff coverage.

**2013 (at Appalachian State):** Redshirted.

**High School:** Recorded eight interceptions, 15 pass breakups and 90 tackles as a senior... helped lead Miami Beach to a 7-4 record in 2012 and berth in the Florida Class 7A playoffs... coached by Jason Kradman.

**Personal:** Full name is Treyon Edward Garnett... son of Cheryl Kelly... cousin, Zodd Kelly, played linebacker at Appalachian State from 2001-05 and was a starter on the Mountaineers' rst NCAA Division I-AA national championship team in 2005... majoring in exercise science/pre-professional.

#### FERRELL'S CAREER STATISTICS

##### PASSING

YEAR	GP	C-A-I	YDS	PCT	TD	LP/OPPONENT
2016	0	0-0-0	0	0	0	
<b>CAREER</b>	<b>0</b>	<b>0-0-0</b>	<b>0</b>	<b>0</b>	<b>0</b>	

##### RUSHING

YEAR	GP	ATT	YDS	AVG	TD	LP/OPPONENT
2016	0	0	0	0.0	0	
<b>CAREER</b>	<b>0</b>	<b>0</b>	<b>0</b>	<b>0.0</b>	<b>0</b>	

#### GARNETT'S CAREER STATISTICS

##### DEFENSIVE

YEAR	GP	UT	AT	TT	TFL-YDS	QBS-YDS	FF/FR	QBH
2016	11	26	19	45	0-0	0-0	1/2	0
<b>CAREER</b>	<b>11</b>	<b>26</b>	<b>19</b>	<b>45</b>	<b>0-0</b>	<b>0-0</b>	<b>1/2</b>	<b>0</b>

## RETURNING PLAYERS



# 13

### PALMER GRAHAM

WR • 5-9 • 165 • SO • 1L  
SCHAUMBURG, IL (CONANT HS)

**2016 (at Alabama State):** Played in 11 games... caught 11 passes for 151 yards... averaged 13.73 yards per catch... recorded a pair of touchdowns... longest catch of the season was 36 yards... averaged 13.73 yards per game... led the team kickoff return yards and finished second in all-purpose yards.

**High School:** Played at James B. Conant High School... lettered for four years in football, three in basketball and two in track... caught 56 passes for 1,255 yards as a senior... recorded 11 touchdowns... recorded over 100 yards receiving in six of nine games... recorded two games of over 200 yards receiving... had two games with three touchdowns... named Chicago Sun-Times top 10 defensive player... named Daily Herald MVP... All-State selection.

**Personal:** Son of Tony and Beverly Graham, both graduates of Alabama State... sister, Toni ran track at Alabama... sister, Taylor attended Tuskegee... majoring in CIS.

#### GRAHAM'S CAREER STATISTICS

##### RECEIVING

YEAR	GP	REC	YDS	AVG	TD	LP/OPPONENT
2016	10	11	151	13.7	2	35/Miles
<b>CAREER</b>	<b>17</b>	<b>19</b>	<b>127</b>	<b>6.7</b>	<b>0</b>	

##### RUSHING

YEAR	GP	ATT	YDS	AVG	TD	LP/OPPONENT
2016	10	1	-1	-1.00	0	-1/PVAMU
<b>CAREER</b>	<b>10</b>	<b>1</b>	<b>-1</b>	<b>-1.00</b>	<b>0</b>	



# 20

### EZRA GRAY

RB • 5-9 • 170 • SO • 1L  
LYNN HAVEN, FL (MOSLEY HS)

**2016 (at Alabama State):** Appeared in six games... ran for 21 yards on seven carries... averaged 3.50 yards per game... 4.0 GPA Honors Student.

**High School:** Played at Mosley High School... a member of the Honors Graduate program and FCA... a Mosley Hall of Fame selection... also lettered in track and field and weightlifting... ran a career-best 4.31 in the 40... selected in 2015-16 First Team All-State... named 2016 Florida Coaches Association All-Star... a 2016 regional and state qualifier in weightlifting... former teammates include Raekwon Jones (Indiana), Sean Maddox (Troy), Nick Gentili (Troy) and Zach Saffold (Florida A&M)... chose Alabama State over Boston College, South Florida and Oregon.

**Personal:** Son of Bobbie and Kenneth Gray... has three brothers, Enrique, Ethan and Kendrick... brother Ethan plays in the CFL for the Hamilton Tiger-Cats... majoring in Computer Information Systems.

#### GRAY'S CAREER STATISTICS

##### RECEIVING

YEAR	GP	REC	YDS	AVG	TD	LP/OPPONENT
2016	6	3	28	9.1	2	11/Southern
<b>CAREER</b>	<b>6</b>	<b>3</b>	<b>28</b>	<b>9.1</b>	<b>2</b>	

##### RUSHING

YEAR	GP	ATT	YDS	AVG	TD	LP/OPPONENT
2016	6	7	21	3.00	0	16/Mississippi Valley
<b>CAREER</b>	<b>6</b>	<b>7</b>	<b>21</b>	<b>3.00</b>	<b>0</b>	

## RETURNING PLAYERS



# 44

### RICKY HALEY

**LB/DE • 6-3 • 245 • JR • 2L  
NORFOLK, VA (MAURY HS)**

**2016 (at Alabama State):** Played in 10 games... recorded 20 total tackles, including nine solo stops... recorded one tackle for loss and one sack... recorded one interception, returning it 60 yards... recorded two pass breakups... recorded five quarterback hurries.

**2015 (at Alabama State):** Played in two games... recorded two total tackles... recorded one fumble recovery.

**High School:** Played defensive end at Maury High School... voted Prom King.

#### HALEY'S CAREER STATISTICS

##### DEFENSIVE

YEAR	GP	UT	AT	TT	TFL-YDS	QBS-YDS	FF/FR	QBH
2015	9	7	3	10	2.5-11	0.5-5	1/0	1
2016	10	9	11	20	1.0-3	1.0-0	0/0	0
<b>CAREER</b>	<b>20</b>	<b>16</b>	<b>14</b>	<b>30</b>	<b>3.5-14</b>	<b>1.5-5</b>	<b>1/0</b>	<b>1</b>



# 18

### JAMIR HANNAH

**WR • 6-3 • 200 • JR • 2L  
ATLANTA, GA (CEDAR GROVE HS)**

**2016 (at Alabama State):** Did not see action.

**2015 (at Alabama State):** Saw action in 10 games... registered 23 receptions for 290 yards... finished with five catches for 74 yards, including a long of 24 yards against Arkansas-Pine Bluff... recorded 78 yards, including a long of 34 yards on four receptions with a pair of touchdowns against Southern.

**2014 (at Alabama State):** Started nine of the 12 games he played in as a true freshman... finished the season with 23 receptions for 302 yards and a score... caught two passes for 73 yards against Grambling (11/15)... had a career-high 5 receptions for 49 yards against Jackson State (11/8)... caught three passes three times during the season with his 43 yards effort against Alabama A&M (10/25) the best of those three games.

**Personal:** Son of Nicole Hurper... undecided on a major.

#### HANNAH'S CAREER STATISTICS

##### RECEIVING

YEAR	GP	REC	YDS	AVG	TD	LP/OPPONENT
2015	10	23	290	12.6	2	44/PVAMU
<b>CAREER</b>	<b>10</b>	<b>23</b>	<b>290</b>	<b>12.6</b>	<b>2</b>	

## RETURNING PLAYERS



# 24

## JOSHUA HILL

**DB • 5-10 • 165 • SO • 1L**  
**PRITCHARD, AL (VIGOR HS)**

**2016 (at Alabama State):** Played two seasons at Northern Illinois... played in one game and registered one tackle against Buffalo during redshirt freshman season... redshirted as a true freshman.

**High School:** Played defensive back in one of the top high school football areas in America... as a senior, snagged three interceptions, broke up 17 passes and served as team captain in leading Miramar to the Class 8A playoffs... 2014 first team All-District 12 honoree by the Miami Herald and Sun Sentinel... selected to play in the Offense-Defense All-American Bowl in Orlando in January 2015... had four interceptions and defensed 21 passes as a junior in 2013 during Miramar's undefeated regular season that culminated in an appearance in the Florida 8A State quarterfinals... blocked nine kicks in his high school career.

**Personal:** Son of Gloria and Jeffrey Hill, Sr... undecided on a major.



# 58

## TYTUS HOWARD

**OL • 6-6 • 300 • R-JR • 2L**  
**MONROEVILLE, AL (MONROE COUNTY HS)**

**2016 (at Alabama State):** Appeared in and started in seven games on the offensive line... played in the rst six games, before concluding the season against Grambling State.

**2015 (at Alabama State):** Appeared in eight games... started on the offensive line in six contests... helped the Hornets average 373.5 yards per game.

**2014 (at Alabama State):** Came to Alabama State as a tight end.

**High School:** Played at Monroe County High School... played quarterback in high school... also lettered in basketball.

**Personal:** Son of Tyran Rivers and Nathaniel Howard... majoring in Criminal Justice.

### HILLS'S CAREER STATISTICS

#### DEFENSIVE

YEAR	GP	UT	AT	TT	TFL-YDS	QBS-YDS	FF/FR	QBH
2016	11	22	9	31	1.0-7	0-0	0/0	0
<b>CAREER</b>	<b>11</b>	<b>22</b>	<b>9</b>	<b>31</b>	<b>1.0-7</b>	<b>0-0</b>	<b>0/0</b>	<b>0</b>

## RETURNING PLAYERS


**9**
**DOMINIQUE JACKSON**
**LB • 6-1 • 212 • SR • 3L  
BREWTON, AL (T.R. MILLER HS)**

**2016 (at Alabama State):** Played in all 11 games... sixth on the team in tackles with 41... finished with 20 solo stops and 21 assisted... tallied nine tackles for a loss of 35 yards... added one sack for a loss of seven yards... finished with one interception for 14 yards... recorded two pass breakups... member of the Dean's List.

**2015 (at Alabama State):** Appeared in all 11 games... fourth on the team in tackles with 61... registered 36 solo stops and 25 assisted tackles... recorded 6.5 tackles for a loss of 11 yards... tallied two pass breakups and two quarterback hurries.

**2014 (at Alabama State):** Recorded 12 stops in six games... posted four tackles in Alabama State's opener at Sam Houston State... finished with two stops against Mississippi Valley State, Texas Southern and Prairie View A&M.

**High School:** Played at TR Miller High School.

**Personal:** Son of Laura and Don Jackson... majoring in Criminal Justice.

### JACKSON'S CAREER STATISTICS

**DEFENSIVE**

YEAR	GP	UT	AT	TT	TFL-YDS	QBS-YDS	FF/FR	QBH
2014	12	6	6	12	0.5-0	0-0	1/0	0
2015	11	36	25	61	6.5-11	0-0	0/0	2
2016	11	20	21	41	9.0-35	1.0-7	0/0	0
<b>CAREER</b>	<b>34</b>	<b>62</b>	<b>52</b>	<b>114</b>	<b>16.0-46</b>	<b>1.0-7</b>	<b>1/0</b>	<b>2</b>


**46**
**DARRON JOHNSON**
**LB • 6-1 • 225 • SO • 1L  
MEMPHIS, TN (RIDGWAY HS)**

**2016 (at Alabama State):** Saw action in all 11 games as a true freshman... Recorded 66 total tackles, including 41 solo stops... nished with seven tackles for loss for 23 yards... recorded a pair of sacks for 14 yards... forced one fumble and had one pass breakup... recorded six quarterback hurries... recorded a season-high eight tackles against UT-San Antonio in the season opener, with seven solo stops... matched career high with eight tackles against Jackson State, with a pair of solo stops... nished the year with ve games of seven or more tackles... selected as Newcomer of the Week.

**High School:** Played at Ridgeway High School... named to 8-4A all-region team by The Commercial Appeal... named semi nalist for Tennessee Class 4A Lineman of the Year.

**Personal:** Son of Rosetta Johnson... majoring in Bio-Pre Health.

### JOHNSON'S CAREER STATISTICS

**DEFENSIVE**

YEAR	GP	UT	AT	TT	TFL-YDS	QBS-YDS	FF/FR	QBH
2016	11	41	25	66	7.0-23	2.0-14	1/0	6
<b>CAREER</b>	<b>11</b>	<b>41</b>	<b>25</b>	<b>66</b>	<b>7.0-23</b>	<b>2.0-14</b>	<b>1/0</b>	<b>6</b>

## RETURNING PLAYERS



# 14

### KOBIE JONES

**QB** · 5-11 · 175 · SO · 1L  
**OCALA, FL (DUNNELLON HS)**

**2016 (at Alabama State):** Did not see action.

**High School:** Played at Dunnellon High School in Dunnellon (Fla.).

**Personal:** Son of Anthony Jones... majoring in Political Science.



# 38

### DARIUS KING

**RB** · 6-0 · 230 · SO · 1L  
**PHENIX CITY, AL (CENTRAL HS)**

**2016 (at Alabama State):** Saw action in two games (UT-San Antonio and Arkansas-Pine Bluff).

**High School:** Played at Central High School in Phenix City (Ala.).

**Personal:** Son of Katrice Williams... majoring in Communications.

#### JONES' CAREER STATISTICS

##### PASSING

YEAR	GP	C-A-I	YDS	PCT	TD	LP/OPPONENT
2016	0	0-0-0	0	0	0	
<b>CAREER</b>	<b>0</b>	<b>0-0-0</b>	<b>0</b>	<b>0</b>	<b>0</b>	

##### RUSHING

YEAR	GP	ATT	YDS	AVG	TD	LP/OPPONENT
2016	0	0	0	0.0	0	
<b>CAREER</b>	<b>0</b>	<b>0</b>	<b>0</b>	<b>0.0</b>	<b>0</b>	

#### KING'S CAREER STATISTICS

##### RECEIVING

YEAR	GP	REC	YDS	AVG	TD	LP/OPPONENT
2016	2	0	0	0.0	0	
<b>CAREER</b>	<b>2</b>	<b>0</b>	<b>0</b>	<b>0.0</b>	<b>0</b>	

##### RUSHING

YEAR	GP	ATT	YDS	AVG	TD	LP/OPPONENT
2016	2	0	0	0.0	0	
<b>CAREER</b>	<b>2</b>	<b>0</b>	<b>0</b>	<b>0.0</b>	<b>0</b>	

## RETURNING PLAYERS



**68**

**CALEB KINNIKIN**

**OL • 6-4 • 305 • SR • 1L**  
**SILVER CITY, NM (GROSSMONT JC)**

**2016 (at Alabama State):** Played in one game (Arkansas-Pine Bluff).

**Previous School:** Played at Grossmont College.

**High School:** Played at Silver High School in Silver City (N.M.).

**Personal:** Son of Clay Kinnikin... majoring in Communications



**88**

**NYGEL LEE**

**WR • 6-1 • 190 • SO • 1L**  
**MIDLOTHAIN, VA (JAMES RIVER HS)**

**2016 (at Alabama State):** Played in 11 games... recorded a pair of receptions for 42 yards... averaged 21 yards per reception... long reception of 35 yards... averaged 3.82 yards per game.

**Previous School:** Played at Mesa Community College... as a freshman, recorded 22 receptions for 259 yards... recorded three touchdowns during freshman campaign... as a sophomore, recorded 29 receptions for 413 yards... recorded a pair of touchdowns as a sophomore... finished with 51 receptions for 672 yards and five touchdowns... initially signed with UAB until program was disbanded.

**High School:** Rated a two-star out of Sickles High School in Tampa (Fla.).

### LEE'S CAREER STATISTICS

**RECEIVING**

YEAR	GP	REC	YDS	AVG	TD	LP/OPPONENT
2016	11	26	357	13.7	2	62/Grambling State
<b>CAREER</b>	<b>11</b>	<b>26</b>	<b>357</b>	<b>13.7</b>	<b>2</b>	

## RETURNING PLAYERS



# 22

## CHETT LEVAY

**WR • 6-3 • 230 • JR • 1L**  
**TAMPA, FL (UAB)**

**2016 (at Alabama State):** Played in 11 games... recorded a pair of receptions for 42 yards... averaged 21 yards per reception... long reception of 35 yards... averaged 3.82 yards per game.

**Previous School:** Played at Mesa Community College... as a freshman, recorded 22 receptions for 259 yards... recorded three touchdowns during freshman campaign... as a sophomore, recorded 29 receptions for 413 yards... recorded a pair of touchdowns as a sophomore... finished with 51 receptions for 672 yards and five touchdowns... initially signed with UAB until program was disbanded.

**High School:** Rated a two-star out of Sickles High School in Tampa (Fla.).



# 26

## KIMAR MARTIN

**CB • 5-9 • 170 • SO • 1L**  
**DEERFIELD BEACH, FL (DEERFIELD BEACH HS)**

**2016 (at Alabama State):** Did not see action.

**High School:** Played at Deerfield Beach High School in Deerfield Beach (Fla.).

**Personal:** Son of Kimarya Carter-Martin... undecided on a major.

### LEVAY'S CAREER STATISTICS

#### RECEIVING

YEAR	GP	REC	YDS	AVG	TD	LP/OPPONENT
2016	11	2	42	21.0	0	35/Mississippi Valley
<b>CAREER</b>	<b>11</b>	<b>2</b>	<b>42</b>	<b>21.0</b>	<b>0</b>	

### MARTIN'S CAREER STATISTICS

#### DEFENSIVE

YEAR	GP	UT	AT	TT	TFL-YDS	QBS-YDS	FF/FR	QBH
2016	0	0	0	0	0-0	0-0	0/0	0
<b>CAREER</b>	<b>0</b>	<b>0</b>	<b>0</b>	<b>0</b>	<b>0-0</b>	<b>0-0</b>	<b>0/0</b>	<b>0</b>

## RETURNING PLAYERS



99

**DANIEL MCGHIE**

DE • 6-2 • 287 • SR • 1L  
MIRAMAR, FL (SANTA MONICA)

**2016 (at Alabama State):** Played in 11 games... recorded 38 total tackles, including 18 solo stops... recorded 4.5 tackles for loss... recorded one sack... credited with four quarterback hurries.

**Previous School:** Played at Santa Monica College in Los Angeles (Calif.)... played in 11 games... recorded six tackles and two for loss against Victor Valley College in state finals... Rivals ranked as two-star.

**High School:** Played at Miramar High School.

**Personal:** Son of Marva and Michael McGhie.

## MCGHIE'S CAREER STATISTICS

## DEFENSIVE

YEAR	GP	UT	AT	TT	TFL-YDS	QBS-YDS	FF/FR	QBH
2016	11	18	20	38	4.5-13	1.0-6	0/0	4
<b>CAREER</b>	<b>11</b>	<b>18</b>	<b>20</b>	<b>38</b>	<b>4.5-13</b>	<b>1.0-6</b>	<b>0/0</b>	<b>4</b>



37

**DREYVON MITCHELL**

S • 6-1 • 185 • R-SR • 1L  
MEMPHIS, TN (PASADENA CITY)

**2016 (at Alabama State):** Played in four games... recorded six total tackles, three solo.

**2015 (at Alabama State):** Played in 10 games... recorded 10 tackles, including five solo stops... record 0.5 tackles for loss.

**High School:** Played at Southwind High School.

**Personal:** Son of Adriana Mitchell... majoring in Education.

## MITCHELL'S CAREER STATISTICS

## DEFENSIVE

YEAR	GP	UT	AT	TT	TFL-YDS	QBS-YDS	FF/FR	QBH
2015	10	5	5	10	0.5-1	0-0	0/0	0
2016	4	3	3	6	0-0	0-0	0/0	0
<b>CAREER</b>	<b>14</b>	<b>8</b>	<b>8</b>	<b>16</b>	<b>0.5-1</b>	<b>0-0</b>	<b>0/0</b>	<b>0</b>

## RETURNING PLAYERS



# 64

## ISAAC NICKSON

**OL • 6-4 • 240 • JR • 2L**  
**BANKS, AL (PIKE COUNTY HS)**

**2016 (at Alabama State):** Did not see any action.

**2015 (at Alabama State):** Played in five games... made one tackle.

**High School:** Played at Pike County High School.



# 55

## GARETT ODEN

**DT • 6-4 • 260 • JR • 2L**  
**HUMBOLDT, TN (HUMBOLDT HS)**

**2016 (at Alabama State):** Played in all 11 games... finished with 15 tackles, including seven solo stops... recorded a season-best three unassisted tackles against Arkansas-Pine Bluff... registered six tackles for a loss of 25 yards... tallied three sacks for 21 yards... added one quarterback hurry and one pass breakup.

**2015 (at Alabama State):** Did not see action.

**High School:** Played at Humboldt High School.

**Personal:** Son of Robin and Willie Elam... majoring in Communications.

### NICKSON'S CAREER STATISTICS

#### DEFENSIVE

YEAR	GP	UT	AT	TT	TFL-YDS	QBS-YDS	FF/FR	QBH
2015	5	0	1	1	0-0	0-0	0/0	0
<b>CAREER</b>	<b>5</b>	<b>0</b>	<b>1</b>	<b>1</b>	<b>0-0</b>	<b>0-0</b>	<b>0/0</b>	<b>0</b>

### ODEN'S CAREER STATISTICS

#### DEFENSIVE

YEAR	GP	UT	AT	TT	TFL-YDS	QBS-YDS	FF/FR	QBH
2016	11	7	8	15	4.5-25	3.0-21	0/0	1
<b>CAREER</b>	<b>11</b>	<b>7</b>	<b>8</b>	<b>15</b>	<b>4.5-25</b>	<b>3.0-21</b>	<b>0/0</b>	<b>1</b>

## RETURNING PLAYERS



**76**

**JOHN PIERCE**

**OL · 6-3 · 310 · SO · 1L  
MAGNOLIA, DE (POLYTECH HS)**

**2016 (at Alabama State):** Appeared in one game (Prairie View A&M)... part of the offensive line that gained 386.3 yards per game.

**High School:** Played at Polytech High School in Magnolia (Del.).

**Personal:** Son of John and Tonya Pierce... majoring in Recreational Therapy



**27**

**AARON POPE**

**SAF · 6-0 · 180 · SO · 1L  
CLEVELAND, OH (GLENVILLE HS)**

**2016 (at Alabama State):** Did not see action.

**High School:** Played at Glenville High School in Cleveland, Ohio.

### POPE'S CAREER STATISTICS

**DEFENSIVE**

YEAR	GP	UT	AT	TT	TFL-YDS	QBS-YDS	FF/FR	QBH
2016	0	0	0	0	0-0	0-0	0/0	0
<b>CAREER</b>	<b>0</b>	<b>0</b>	<b>0</b>	<b>0</b>	<b>0-0</b>	<b>0-0</b>	<b>0/0</b>	<b>0</b>

## RETURNING PLAYERS



**87**

**JABARRI POSEY**

WR • 5-11 • 165 • SO • 1L  
CHAMBLEE, GA (CHAMBLEE HS)

**2016 (at Alabama State):** Did not see any action.

**High School:** Played at Chamblee High School.



**71**

**SHAQ POWELL**

OL • 6-3 • 307 • R-SR • 2L  
BLAKELY, GA (GEORGIA MILITARY)

**2016 (at Alabama State):** Appeared in 10 games... part of the offensive line that amassed 386.3 yards per game.

**2015 (at Alabama State):** Played in two games (Mississippi Valley State and Texas Southern)... registered one assisted tackle.

**Previous School:** Played at Georgia Military Academy.

**High School:** Played at Early County High School in Blakely (Ga.).

**Personal:** Son of Linda Powell and Willie Thomas... majoring in Rehabilitation Services.

### POSEY'S CAREER STATISTICS

**RECEIVING**

YEAR	GP	REC	YDS	AVG	TD	LP/OPPONENT
2016	0	0	0	0.0	0	
<b>CAREER</b>	<b>0</b>	<b>0</b>	<b>0</b>	<b>0.0</b>	<b>0</b>	

**RUSHING**

YEAR	GP	ATT	YDS	AVG	TD	LP/OPPONENT
2016	0	0	0	0.0	0	
<b>CAREER</b>	<b>0</b>	<b>0</b>	<b>0</b>	<b>0.0</b>	<b>0</b>	

## RETURNING PLAYERS



# 25

### TJ PRESLEY

**CB • 5-10 • 177 • R-SR • 3L**  
**MONTGOMERY, AL (JEFFERSON DAVIS HS)**

**2016 (at Alabama State):** Saw action in 10 games... finished with 33 tackles, including 21 solo stops... registered half a tackle for a loss of one yard... recorded two interceptions for 83 yards and three forced fumbles... tallied 10 pass breakups.

**2015 (at Alabama State):** Appeared in nine games... registered 16 tackles, including 15 solo stops... recorded five pass breakups and one forced fumble.

**2014 (at Alabama State):** Redshirted after being injured early.

**2013 (at Alabama State):** Saw action in 11 games in a reserve role... recorded seven tackles during the season... had two stops at Texas Southern (10/5) and had single tackle games in five other games.

**High School:** Played at Jefferson Davis High School in Montgomery (Ala.).

**Personal:** Son of Tara P. Diggs and James Presley... majoring in Physical Education.

#### PRESLEY'S CAREER STATISTICS

##### DEFENSIVE

YEAR	GP	UT	AT	TT	TFL-YDS	QBS-YDS	FF/FR	QBH
2013	9	4	1	5	0-0	0-0	0/0	0
2014					- injured -			
2015	9	15	1	16	0-0	0-0	1/0	0
2016	11	18	8	26	0.5-1	0-0	2/0	0
<b>CAREER</b>	<b>29</b>	<b>37</b>	<b>10</b>	<b>47</b>	<b>0.5-1</b>	<b>0-0</b>	<b>3/0</b>	<b>0</b>



# 4

### ROBERT PRITCHETT III

**RB • 5-8 • 175 • SO • 1L**  
**LITHONIA, GA (MARTIN LUTHER KING HS)**

**2016 (at Alabama State):** Appeared in five games... carried the ball five times for 12 yards and one touchdown... averaged 2.4 yards per game... caught two passes for 27 yards and averaged 5.4 yards per game... rushed for a career 12 yards rushing against Mississippi Valley State on a pair of carries... scored first career touchdown against Mississippi Valley State... recorded one reception for 25 yards, both career highs, against Mississippi Valley State.

**High School:** Played at Martin Luther King High School in Lithonia (Ga.).

**Personal:** Majoring in Business Management.

#### PRITCHETT'S CAREER STATISTICS

##### RECEIVING

YEAR	GP	REC	YDS	AVG	TD	LP/OPPONENT
2016	5	2	13	6.5	1	13/Mississippi Valley
<b>CAREER</b>	<b>0</b>	<b>0</b>	<b>0</b>	<b>0.0</b>	<b>0</b>	

##### RUSHING

YEAR	GP	ATT	YDS	AVG	TD	LP/OPPONENT
2016	5	2	27	13.5	0	25/Mississippi Valley
<b>CAREER</b>	<b>5</b>	<b>2</b>	<b>27</b>	<b>13.5</b>	<b>0</b>	

## RETURNING PLAYERS



# 47

## KURRON RAMSEY

S • 6-3 • 193 • R-JR • 2L  
BRANDYWINE, MD (MOUNT VERNON HS)

**2016 (at Alabama State):** Saw action in 11 games... recorded 34 total tackles, including 19 solo stops... recorded one tackle for loss, for one yard... recorded an interception, returning it 14 yards... recorded four pass breakups... recorded a season-high ve tackles against Alcorn State, including three solo stops... matched career high with ve tackles against Arkansas-Pine Bluff, including three solo stops... recorded rst career interception against Mississippi Valley State.

**2015 (at Alabama State):** Saw action in 10 games... recorded 27 total tackles, including 21 solo stops... recorded one interception, returning it eight yards... recorded six pass breakups... recovered one fumble.

**2014 (at Alabama State):** Redshirted.

**High School:** Played at Mount Vernon High School... played defensive back and running back... recorded 243 receiving yards during senior season.

**Personal:** Son of Kimberly and Ronald Ramsey... majoring in Political Science, with a minor in Public Administration.

### RAMSEY'S CAREER STATISTICS

#### DEFENSIVE

YEAR	GP	UT	AT	TT	TFL-YDS	QBS-YDS	FF/FR	QBH
2015	10	21	6	27	0-0	0-0	0/1	0
2016	10	19	15	34	1.0-1	0-0	0/0	0
<b>CAREER</b>	<b>20</b>	<b>40</b>	<b>21</b>	<b>61</b>	<b>1.0-1</b>	<b>0-0</b>	<b>0/1</b>	<b>0</b>



# 54

## DYLAN RENAHER

LS • 6-1 • 205 • JR • 2L  
TAMPA, FL (EAST LAKE HS)

**2016 (at Alabama State):** Saw action in all 11 games... registered four tackles.

**2015 (at Alabama State):** Appeared in nine games... recorded two tackles, including a solo stop against Jackson State.

**High School:** Played at East Lake High School in Tampa (Fla.).

**Personal:** Son of Leonila and Dwayne Renaker... majoring in Business Administration.

### RENEKER'S CAREER STATISTICS

#### DEFENSIVE

YEAR	GP	UT	AT	TT	TFL-YDS	QBS-YDS	FF/FR	QBH
2015	9	1	1	2	0-0	0-0	0/0	0
2016	11	3	1	4	0-0	0-0	0/0	0
<b>CAREER</b>	<b>20</b>	<b>4</b>	<b>2</b>	<b>6</b>	<b>0-0</b>	<b>0-0</b>	<b>0/0</b>	<b>0</b>

## RETURNING PLAYERS



# 36

### RICHARD REYNOLDS

SAF • 5-11 • 160 • JR • 2L  
MONTGOMERY, AL (CARVER HS)

**2016 (at Alabama State):** Did not see action.

**2015 (at Alabama State):** Did not see action.

**High School:** Played at G.W. Carver High School in Montgomery (Ala.).

**Personal:** Son of Rosalyn Hendricks and Richard Reynolds, Jr... majoring in Rehabilitation Services.



# 3

### DENNIS ROBERTS IV

CB • 6-1 • 200 • R-JR • 1L  
MIAMI, FL (ASA COLLEGE OF MIAMI)

**2016 (at Alabama State):** Played in 10 games... recorded 10 total tackles, including eight solo stops... recorded one reception for one yard... played on special teams with one return last season.

**Previous School:** Played at ASA College of Miami... recorded 23 total tackles, including 10 solo tackles... averaged 2.6 tackles per games... recorded three interceptions... recovered one fumble... returned fumble for a touchdown.

#### REYNOLDS' CAREER STATISTICS

##### DEFENSIVE

YEAR	GP	UT	AT	TT	TFL-YDS	QBS-YDS	FF/FR	QBH
2015	0	0	0	0	0-0	0-0	0/0	0
2016	0	0	0	0	0-0	0-0	0/0	0
<b>CAREER</b>	<b>0</b>	<b>0</b>	<b>0</b>	<b>0</b>	<b>0-0</b>	<b>0-0</b>	<b>0/0</b>	<b>0</b>

#### ROBERTS' CAREER STATISTICS

##### DEFENSIVE

YEAR	GP	UT	AT	TT	TFL-YDS	QBS-YDS	FF/FR	QBH
2016	9	8	2	10	0-0	0-0	0/0	0
<b>CAREER</b>	<b>9</b>	<b>8</b>	<b>2</b>	<b>10</b>	<b>0-0</b>	<b>0-0</b>	<b>0/0</b>	<b>0</b>

## RETURNING PLAYERS



**42**

**JARKEITH RUFFIN**

**LB • 6-2 • 235 • JR • 1L  
PENNINGTON, AL (PEARL RIVER CC)**

**2016 (at Alabama State):** Played in 11 games last season... recorded 22 tackles, including 14 solo stops... Recorded one tackle for loss... recorded one interception.

**Previous School:** Played at Pearl River Community College... registered a team-high 77.5 tackles, including 29 assists and three for losses of seven yards... recovered three fumbles, forced two fumbles and had one interception... recorded one quarterback hurry... credited with 2.5 sacks for a loss of 16 yards... named South Division All-State First Team.

**High School:** Played at West Lauderdale Attendace Center.



**72**

**EDWARD SANDERS**

**OL • 6-2 • 313 • SR • 1L  
MUSKETINE, IOWA (IOWA CENTRAL CC)**

**2016 (at Alabama State):** Appeared in 10 games on the offensive line.

**2015 (at Iowa Central CC):** Played two seasons at Iowa Central Community College.

**High School:** Played at Musketine High School.

**RUFFIN'S CAREER STATISTICS**

**DEFENSIVE**

YEAR	GP	UT	AT	TT	TFL-YDS	QBS-YDS	FF/FR	QBH
2016	8	14	8	22	0.5-4	0-0	0/0	0
<b>CAREER</b>	<b>8</b>	<b>14</b>	<b>8</b>	<b>22</b>	<b>0.5-4</b>	<b>0-0</b>	<b>0/0</b>	<b>0</b>

## RETURNING PLAYERS



57

**DEVIN SANTANA**DE • 6-3 • 250 • JR • 1L  
TAMPA, FL (FLORIDA ATLANTIC)

**2016 (at Alabama State):** Appeared in seven games...registered eight tackles, including seven assisted... finished with three quarterback hurries against Prairie View A&M... recorded half a tackle for a loss of two yards against Southern.

**2015 (at Florida Atlantic):** Did not see action.

**2014 (at Florida Atlantic):** Worked with the squad and used the year as a redshirt season.

**High School:** Played for Brian Turner at Sickles High School where he recorded 101 tackles, including 15 sacks... credited with forcing five fumbles... named all-county and all-conference... participated in the East/West All-Star Game... two-sport athlete (football and golf)... member of the honor roll.

**Personal:** Son of Jackie and Alex Isajar... majoring in Exercise Science.

**SANTANA'S CAREER STATISTICS**

## DEFENSIVE

YEAR	GP	UT	AT	TT	TFL-YDS	QBS-YDS	FF/FR	QBH
2016	7	1	7	8	0.5-2	0-0	0/0	3
<b>CAREER</b>	<b>7</b>	<b>1</b>	<b>7</b>	<b>8</b>	<b>0.5-2</b>	<b>0-0</b>	<b>0/0</b>	<b>3</b>



23

**RONNIE SCOTT**CB • 5-10 • 175 • SR • 1L  
TAMPA, FL (FLORIDA ATLANTIC)

**2016 (at Alabama State):** Saw action in 11 games, with 10 starts... Recorded 42 total tackles, including 32 solo stops... Recorded a pair of tackles for loss, totaling ve yards... Recorded three interceptions... Recorded 12 pass breakups... Recorded career-high six tackles against Alabama A&M, including three solo... Matched career high with six tackles against Miles, including ve solo stops... Recorded interceptions in three different games, including season-opener against UT-San Antonio... Recorded career-high three pass breakups against Mississippi Valley State, while also recording an interception.

**2015 (at Florida Atlantic):** Returned to the eld and saw special teams action versus Rice.

**2014 (at Florida Atlantic):** Saw action towards season's end... received the team's Iron Man award at the season-ending banquet.

**High School:** Played for DJ Mayo at Chamberlain High School where he earned all-state honorable mention honors as a senior... also was named second team all-county and will graduate in the top-100 of his class.

**Personal:** Son of Ronnie and Mara Scott... majoring in Pre-Business.

**SCOTT'S CAREER STATISTICS**

## DEFENSIVE

YEAR	GP	UT	AT	TT	TFL-YDS	QBS-YDS	FF/FR	QBH
2016	11	23	10	42	2.0-5	0-0	0/0	0
<b>CAREER</b>	<b>11</b>	<b>23</b>	<b>10</b>	<b>42</b>	<b>2.0-5</b>	<b>0-0</b>	<b>0/0</b>	<b>0</b>

## RETURNING PLAYERS



# 89

### STEVIE SMILEY

DE • 6-3 • 247 • JR • 2L  
BRUNDIDGE, AL (PIKE COUNTY HS)

**2016 (at Alabama State):** Played in nine games... caught one pass for 23 yards and averaged 2.56 yard per catch.

**2015 (at Alabama State):** Appeared in eight games... finished with one catch for 17 yards against Arkansas-Pine Bluff.

**High School:** Played at Pike County High School.

**Personal:** Son of Melinda Jones... majoring in Coaching.



# 33

### KENNETH THOMAS

RB • 5-9 • 215 • SO • 1L  
FORT MITCHELL, AL (CENTRAL HS)

**2016 (at Alabama State):** Saw action in eight games... carried the ball 19 times for 88 yards... scored a pair of touchdowns... averaged 4.5 yards per carry... averaged 10.63 yards per game on the ground... caught one pass for four yards.

**High School:** Played at Central High School in Phenix City (Ala.).

**Personal:** Son of Tawana and Kenneth Thomas... majoring in Marketing.

#### SMILEY'S CAREER STATISTICS

##### RECEIVING

YEAR	GP	REC	YDS	AVG	TD	LP/OPPONENT
2016	9	1	20	20.0	0	20/Texas Southern
<b>CAREER</b>	<b>9</b>	<b>1</b>	<b>20</b>	<b>20.0</b>	<b>0</b>	

#### THOMAS' CAREER STATISTICS

##### RECEIVING

YEAR	GP	REC	YDS	AVG	TD	LP/OPPONENT
2016	8	1	4	4.0	0	4/Southern
<b>CAREER</b>	<b>8</b>	<b>1</b>	<b>4</b>	<b>4.0</b>	<b>0</b>	

##### RUSHING

YEAR	GP	ATT	YDS	AVG	TD	LP/OPPONENT
2016	8	19	85	4.5	2	13/Texas Southern
<b>CAREER</b>	<b>8</b>	<b>19</b>	<b>85</b>	<b>4.5</b>	<b>2</b>	

## RETURNING PLAYERS


**60**
**CARL THOMPSON**
**OL • 6-3 • 290 • SO • 1L**  
**MIAMI, FL (MIAMI JACKSON SENIOR HS)**

**2016 (at Alabama State):** Saw action in multiple games last season on the offensive line... helped pave the way for the Hornets' rushing attack at 220.5 yards per game... started in eight of the 11 games on the offensive line last season... selected to the 2016 All-SWAC First Team.

**High School:** Played at Miami Jackson Senior High School.

**Personal:** Son of Dorothy Evans-Flowers and the late Renaldo Flowers... Has seven siblings, including one who plays at Tuskegee University.


**35**
**TREVOR VINCENT**
**K • 6-2 • 195 • SR • 2L**  
**YOUNGVILLE, LA (LSU)**

**2016 (at Alabama State):** Named SWAC Special Teams Player of the Week... punted the ball 62 times for 2,306 yards with a long of 60 yards... averaged 37.19 yards per punt... recorded one touchback... registered 19 punts inside the 20 and 13 that were fair caught... had two punts of 50 yards or more, including a long of 60... had two punts blocked... went 0-1 on field goals as he his 36-yarder was blocked... finished with 50 kickoffs for 2,748 yards... averaged 55.0 yards per a kickoff... recorded four touchbacks.

**2015 (at Alabama State):** Named SWAC Special Teams Player of the Week... punted the ball 52 times for 1,864 yards... averaged 35.8 yards per punt... recorded three touchbacks... registered 21 punts inside the 20 and five that were fair caught... had one put of 50 yards or more, including a long of 56 yards... finished with 37 kickoffs for 2,191 yards... averaged 59.2 yards per a kickoff... recorded three touchbacks.

**Previous School:** Transfer from LSU.

**High School:** Played at Comeaux High School in Youngsville (La.)... member of the Honor Roll... named a 2012 Second-Team All-American... posted a Louisiana State record 12 touchbacks in a single game... also lettered in soccer... two-time Cox Communication Star Player of the Week.

**Personal:** Son of Vickie Hands and Corey Vincent... as one sister, Hillary... majoring in Biology.

### VINCENT'S CAREER STATISTICS

**PUNTING**

YEAR	GP	NO	YDS	AVG	LP/OPPONENT
2015	10	54	1934	35.8	56/Miles
2016	11	62	2306	37.19	60/PVAMU
<b>CAREER</b>	<b>21</b>	<b>116</b>	<b>4240</b>	<b>36.6</b>	

**PUNTING**

YEAR	GP	NO	YDS	OUT	TB
2015	10	44	486	2	5
2016	11	50	535	1	4
<b>CAREER</b>	<b>21</b>	<b>94</b>	<b>1021</b>	<b>3</b>	<b>9</b>

## RETURNING PLAYERS



# 30

## BRANDON WATKINS

**RB • 5-10 • 225 • R-JR • 2L**  
**DECATUR, AL (AUSTIN HS)**

**2016 (at Alabama State):** Saw action in seven games... returned a kickoff against Alcorn State 13 yards.

**2015 (at Alabama State):** Appeared in six games... registered six carries for 56 yards... finished with 46 yards on four touches, including a long of 28 yards... added two two kick returns for 14 yards.

**High School:** Played at Austin High School in Decatur (Ala.).

**Personal:** Son of Marcie and Brandon Watkins... majoring in Social Work.

### WATKINS' CAREER STATISTICS

#### RECEIVING

YEAR	GP	REC	YDS	AVG	TD	LP/OPPONENT
2015	0	0	0	0.0	0	
2016	0	0	0	0.0	0	
<b>CAREER</b>	<b>0</b>	<b>0</b>	<b>0</b>	<b>0.0</b>	<b>0</b>	

#### RUSHING

YEAR	GP	ATT	YDS	AVG	TD	LP/OPPONENT
2015	6	6	56	9.3	0	28/Mississippi Valley
2016	7	3	-5	-1.7	0	1/UTSA
<b>CAREER</b>	<b>13</b>	<b>9</b>	<b>51</b>	<b>5.7</b>	<b>0</b>	



# 2

## WILLIS WHITE

**WR • 6-0 • 181 • SR • 1L**  
**HOLLYWOOD, FL (LOS ANGELES PIERCE)**

**2016 (at Alabama State):** Saw action in 10 games... Recorded nine receptions for 36 yards and a pair of touchdowns... Averaged 9.36 yards per reception... Averaged 33.70 yards per game receiving... Recorded a season long reception of 54 yards against Texas Southern... Recorded a career-high eight receptions for 132 against Texas Southern... Recorded three or more catches seven times... Recorded touchdown receptions against Mississippi Valley State and Alabama A&M - back-to-back contests... Rushed the ball three times for eight yards, including a career-high nine yards against Southern.

**Previous School:** Played at Los Angeles Pierce Community College.

**High School:** Played at South Broward High School... Saw action in nine games... Recorded 42 receptions for 400 yards... Averaged 9.5 yards per reception... Recorded one touchdown and a season long of 78 yards... Averaged 44.4 yards receiving per game... Rushed one time for 14 yards... Averaged 1.6 yards per rush.

**Personal:** Son of Bonnie White... majoring in Public Relations.

### WHITE'S CAREER STATISTICS

#### RECEIVING

YEAR	GP	REC	YDS	AVG	TD	LP/OPPONENT
2016	10	36	337	9.4	2	54/Texas Southern
<b>CAREER</b>	<b>10</b>	<b>36</b>	<b>337</b>	<b>9.4</b>	<b>2</b>	

#### RUSHING

YEAR	GP	ATT	YDS	AVG	TD	LP/OPPONENT
2016	10	3	8	2.7	0	9/Southern
<b>CAREER</b>	<b>10</b>	<b>3</b>	<b>8</b>	<b>2.7</b>	<b>0</b>	

## RETURNING PLAYERS



# 17

### DAVID WHITLOW

**QB • 6-0 • 190 • R-JR • 2L**  
**MONTGOMERY, AL (JEFFERSON DAVIS HS)**

**2016 (at Alabama State):** Played in three games... rushed for 55 yards on seven carries... registered a long of 22 yards against Mississippi Valley State... finished 4-for-5 passing against Southern for 25 yards, including a long of 11 yards.

**2015 (at Alabama State):** Did not see action.

**High School:** Played at Jefferson Davis High School.

**Personal:** Son of Daileen Carter and David Whitlow... majoring in Education.



# 15

### JOE WILLIAMS IV

**WR • 6-1 • 178 • R-JR • 2L**  
**FORT MYERS, FL (DUNBAR HS)**

**2016 (at Alabama State):** Appeared in eight games... caught six passes for 72 yards... recorded a season-long 15 yard reception against Mississippi Valley State... finished with two receptions for 27 yards against Arkansas-Pine Bluff.

**2015 (at Alabama State):** Played in three games... caught three passes for 36 yards... had a season high two catches against Miles in Turkey Day Classic.

**High School:** Played at Dunbar High School in Fort Myers (Fla.).

**Personal:** Majoring in Rehabilitation Service.

#### WHITLOW'S CAREER STATISTICS

##### PASSING

YEAR	GP	C-A-I	PCT	YDS	TD	LP/OPPONENT
2016	3	4-5-0	80	80	0	11/Southern
<b>CAREER</b>	<b>3</b>	<b>4-5-0</b>	<b>80</b>	<b>80</b>	<b>0</b>	

##### RUSHING

YEAR	GP	ATT	YDS	AVG	TD	LP/OPPONENT
2016	3	7	55	7.9	2	22/Mississippi Valley
<b>CAREER</b>	<b>3</b>	<b>7</b>	<b>55</b>	<b>7.9</b>	<b>2</b>	

#### WILLIAMS' CAREER STATISTICS

##### RECEIVING

YEAR	GP	REC	YDS	AVG	TD	LP/OPPONENT
2015	2	3	36	12.0	0	15/Jackson State
2016	4	6	72	12.0	0	15/Mississippi Valley
<b>CAREER</b>	<b>6</b>	<b>9</b>	<b>108</b>	<b>12.0</b>	<b>0</b>	

## RETURNING PLAYERS



**65**

**JORDAN WILLIAMS**

**OL • 6-4 • 280 • R-SO • 1L  
TALLAHASSEE, FL (RICKARDS HS)**

**2016 (at Alabama State):** Did not see action.

**2015 (at Alabama State):** Played in one game.

**High School:** Played at Rickards High School in Tallahassee (Fla.).



**97**

**ANDRE WILSON**

**DT • 5-11 • 305 • SR • 3L  
SAVANNAH, GA (CALVARY DAY HS)**

**2016 (at Alabama State):** Played in all 11 games... registered 32 tackles, including 13 solo stops... tallied 5.5 tackles for a loss of 19 yards... finished with 4.5 sacks for a loss of 14 yards... recorded one forced fumble and one quarterback hurry.

**2015 (at Alabama State):** Saw action in all 11 games... finished with 16 tackles, including 10 assisted... recorded one quarterback hurry.

**2014 (at Alabama State):** Worked his way into more playing time as the season went along... had 18 stops with one behind the line of scrimmage and had one quarterback hurry... had five stops at Alcorn State (10/2)... had three tackles at Prairie View (10/11)... also had three stops in ASU's home win over Texas Southern (9/27).

**High School:** Played at Calvary Day High School in Savannah (Ga.).

**Personal:** Son of Lisa and Andre Wilson... majoring in Computer Information Systems.

### WILSON'S CAREER STATISTICS

**DEFENSIVE**

YEAR	GP	UT	AT	TT	TFL-YDS	QBS-YDS	FF/FR	QBH
2014	8	4	14	18	1.0-1	0-0	0/0	1
2015	11	6	10	16	0-0	0-0	0/0	1
2016	11	13	19	32	5.5-19	4.5-14	1/0	1
<b>CAREER</b>	<b>30</b>	<b>23</b>	<b>43</b>	<b>66</b>	<b>6.5-20</b>	<b>4.5-14</b>	<b>1/0</b>	<b>3</b>

## NEWCOMERS



75

**De'ANDRE BROWN**

OT • 6-6 • 290 • JR • TR  
TAMPA, FL (MONROE COLLEGE)

**Previous School:** Played at Monroe College... started on the offensive line in a win over Erie Community College... part of a line that helped Ryan Fulse rush for 108 yards on Sept. 3... also part of a line that saw Ryan Fulse reach 100 rushing yards and Aaron Williams score four rushing touchdowns against Nassau Community College (Sept. 10)... saw action against Wagner JV (Sept. 18).

**High School:** Played at Wharton High School.

**Personal:** Son of Bernadette Brown... undecided on a major, but is minoring in Pharmacy Technician.



84

**WALLACE CORKER**

WR • 6-4 • 180 • FR • HS  
STOCKBRIDGE, GA (WOODLAND HS)

**High School:** A three-star prospect from Woodland High School in Stockbridge, Ga... Class 5A Second Team selection at wide receiver... scored two touchdowns as a junior... caught a 41-yard touchdown during senior season against Ola... finished his final year with 433 yards on 30 receptions, with five touchdowns.



41

**GARY COOK**

RB • 6-1 • 195 • FR • HS  
TUSKEGEE, AL (NOTASULGA HS)

**High School:** Played at Notasulga High School... finished with 220 yards and four touchdowns on 13 carries in a 61-28 win over Pleasant Home... added seven tackles, one sack and a forced fumble while playing middle linebacker... 2016 1A ASWA All-State Second Team selection.

**Personal:** Son of Cassandra Hughley... undecided on a major.



12

**KHA'DARRIUS DAVIS**

QB • 6-0 • 170 • R-FR • HS  
DACULA, GA (HEBRON CHRISTIAN)

**High School:** Played at Bessemer City High School... helped team win a championship in 2012, finishing 13-1.

**Personal:** Son of Larorya Hall and Marcus Davis... majoring in Criminal Justice.

## NEWCOMERS



32

**TALLESIN FARMER**

RB • 6-0 • 200 • FR • HS  
GARFIELD HEIGHTS, OH (GLENVILLE HS)

**High School:** Played at Glenville High School in Cleveland.

**Personal:** Majoring in Athletic Training.



21

**GEORGE GOLDEN**

RB • 5-8 • 160 • FR • HS  
FORT LAUDERDALE, FL (DILLARD HS)

**High School:** Played at Dillard High School... Ran for a 60-yard touchdown in a victory over Douglas in a non-district showdown on Sept. 16... 2016 All-Broward County 8A-6A Second Team selection... named honorable mention to the 2015 All-Broward County 8A-6A team.




48

**TREVOR GOODRUM**

LB • 6-4 • 200 • JR • TR  
POMPANO BEACH, FL (GEORGIA PREP)

**Previous School:** Played at two seasons at Georgia Prep Sports Academy.

**High School:** Played at Blanche Ely High School... two-sport standout, helping the Tigers basketball team to their sixth championship... on the football field, registered 36 tackles, 19 pass breakups, 14 sacks and one interception, which was returned for a touchdown.



78

**JATAVIOUS GULLEY**

OT • 6-2 • 315 • JR • TR  
HOOVER, AL (BYU)

**Previous School:** Played at Brigham Young University (BYU)... earned letterman honors as a sophomore

**High School:** Played at Hoover High School... helped guide the Buccaneers to a perfect 30-0 record in 2012 and 2013... named 2013 USA High School Football Public School National Champion... started as a junior and senior to anchor defensive line on back-to-back-to-back Alabama 6A State Championship teams... helped team to a 15-0 record and 7-0 league mark during senior season and a No. 1 ranking in Alabama by MaxPreps.com... also guided Buccaneers to a No. 5 overall ranking nationally of both private and public schools by USA Today... a 2013 All-Hoover/South Honorable Mention selection... also lettered in basketball and baseball.

**Personal:** Son of Landria Gulley... majoring in Psychology.

## NEWCOMERS



53

**HUNTER HANSON**

K • 5-9 • 180 • FR • HS  
MONTGOMERY, AL (ALABAMA CHRISTIAN)

**High School:** Played at Alabama Christian Academy... made 8-of-19 field goals during senior season, with a long of 39 yards... also went 15-of-16 on extra-point attempts.



6

**JEFFREY HILL**

CB • 5-9 • 167 • JR • TR  
MIRAMAR, FL (NORTHERN ILLINOIS)

**Previous School:** Played two seasons at Northern Illinois... played in one game and registered one tackle against Buffalo during redshirt freshman season... redshirted as a true freshman.

**High School:** Played defensive back in one of the top high school football areas in America... as a senior, snagged three interceptions, broke up 17 passes and served as team captain in leading Miramar to the Class 8A playoffs... 2014 first team All-District 12 honoree by the Miami Herald and Sun Sentinel... selected to play in the Offense-Defense All-American Bowl in Orlando in January 2015... had four interceptions and defensed 21 passes as a junior in 2013 during Miramar's undefeated regular season that culminated in an appearance in the Florida 8A State quarterfinals... blocked nine kicks in his high school career.

**Personal:** Son of Gloria and Jeffrey Hill, Sr... undecided on a major.



43

**MARQUIS HOWARD**

DB • 5-11 • 180 • JR • TR  
MONTGOMERY, AL (NORTHERN ILLINOIS)

**Previous School:** Transfer from Northern Illinois University... redshirted during 2016 season.

**High School:** Played at Robert E. Lee High School in Montgomery (Ala.)... four-year letterwinner and three-year starter during prep career... recorded five interceptions during prep career... as a senior, totaled 40 tackles, two fumble recoveries, two interceptions and two blocked kicks... first team all-conference and all-area honoree in 2014.

**Personal:** Son of Mayrall Howard... majoring in Criminal Justice.



67

**TREVONTE HOWARD**

DL • 6-4 • 284 • FR • HS  
UNION SPRINGS, AL (BULLOCK COUNTY HS)

**High School:** Played at Bullock County High School.

**Personal:** Son of Peggy Howard... majoring in Accounting

## NEWCOMERS



38

**DA'MARIO JACKSON-SMITH**

CB • 5-11 • 178 • JR • TR  
MIAMI, FL (KANSAS STATE)

**Previous School:** Did not see any game action at Kansas State University... redshirted freshman year.

**High School:** A three-year letterwinner at Monsignor Pace... earned All-Dade County Honorable Mention honors and was selected to play in the Private vs. Public All-Star Game... totaled five interceptions and 35 passes broken up in his career... also played baseball... member of the National Honor Society and National Association of High School Scholars.

**Personal:** Son of Mario Smith and Da'Nita Jackson-Jenkins... has two siblings, Tyler and Wryan... father, Mario, was a free safety at K-State from 1993-96, helping the Wildcats earn four bowl berths and picking up All-Big 12 honors in 1996... plans on majoring in mass communications.



64

**ANTHONY JONES JR.**

RB • 5-10 • 195 • SO • HS  
CHELSEA, AL (CHELSEA HS)

**High School:** Played at Chelsea High School.

**Personal:** Son of Anthony and Carmen Jones... majoring in Rehabilitation Services.



73

**TRACEY JONES**

OL • 6-4 • 340 • JR • TR  
THOMASTON, GA (GA MILITARY)

**Previous School:** Played two seasons at Georgia Military College... played in 11 games during sophomore season.

**High School:** Played at Thomaston High School.



82

**TERRENCE KIMBLE**

WR • 6-4 • 185 • FR • HS  
SALSBURG, PA (KISKI HS)

**High School:** Played wide receiver and free safety at Kiski High School... recorded 790 total receiving yards... averaged 24.7 yards per reception... recorded 32 catches... averaged 56.4 yards receiving per game... caught 12 touchdowns, accounted for 13.

## NEWCOMERS



11

**UVAKEIOUS MCGEE**

DE • 6-4 • 250 • JR • TR  
MONTGOMERY, AL (TROY)

**Previous School:** Played at Troy University... registered three tackles during 2016 season... finished with nine tackles, including seven solo, and one pass breakup in seven games.

**High School:** Played at Jefferson Davis High School in Montgomery (Ala.)... earned all-state honors... helped lead the Vols to the Alabama 7A playoffs... finished senior season with 60 tackles, 10.5 sacks and a pair of forced fumbles... named All-Metro... as a junior, posted 82 tackles, 13 tackles for loss and seven sacks... played defensive end, outside linebacker, inside linebacker and tight end... also lettered in soccer and track & field.

**Personal:** Son of Joann Davis... majoring in Psychology.



45

**CAMERON RAMPERSAUD**

DT • 6-4 • 250 • JR • TR  
KISSIMMEE, FL (N.D. STATE COLLEGE OF SCIENCES)

**Previous School:** Played two seasons at North Dakota College of Sciences.

**High School:** Played at Liberty High School... earned three letters... named team most valuable player on the defensive line (2016), First Team MCAC Western Division (2016), MCAC Defensive Player of the Year (2016) and a two-time MCAC Defensive Player of the Week selection... registered a career-best 12 sacks in 2016... also lettered in track & field and wrestling.



7

**DARYL PEARSON, JR.**

QB • 6-3 • 215 • R-FR • TR  
SUWANEE, GA (ARKANSAS STATE)

**Previous School:** Redshirted his true freshman season at Arkansas State.

**High School:** 3-star recruit ranked as the No. 4 quarterback in state of Georgia, No. 25 in South region and No. 86 among all quarterbacks according to Scout.com... 3-star recruit by 247Sports as well, ranked as the nation's No. 22 pro-style quarterback... ESPN 3-star recruit rated as the No. 31 dual-threat quarterback in the nation... second team All-Region 6-A in 2014... threw for 2,013 yards with a 57.8 completion percentage... averaged 201.3 passing yards per game and finished with a quarterback rating of 100.8... recorded 17 touchdown passes and five interceptions... rushed 40 times for 201 yards... named Offensive Player of the Year in Region 7-A in 2013 after completing 60 percent of his passes for 2,531 yards... finished his junior season with 19 touchdowns and had a season-best 392 yards in a 35-28 loss to Creekview.

**Personal:** Father, Daryl, played at Alabama State and two years with the New York Jets as a wide receiver... cousin was drafted by the Chicago Cubs out of high school and eventually played seven years with the San Diego Chargers.

**SIR-JALEN SCOTT**

RB • 5-9 • 175 • FR • HS  
GREENVILLE, AL (GREENVILLE HS)

**High School:** Played at Greenville High School.

**Personal:** Son of Stephanie and Jesse Scott... majoring in Physical Education.

## NEWCOMERS



1

**JAVONTE SMITH**

WR • 6-2 • 210 • GR • TR  
GREENSBORO, AL (MIDDLE TENN)

**Previous School:** Earned the Grinder award for Wide Receivers in the spring of 2016... played in four games (19 snaps) in 2015... played in five games (41 snaps) in 2014, including a season-high against UAB... redshirted during freshman year.

**High School:** Rated a three star recruit by Rivals.com... earned all-state honors as a senior and junior at Greensboro High School... registered 25 catches for 456 yards and 10 touchdowns as a senior while also rushing for over 300 yards and collecting 50 tackles on defense... as a junior he hauled in 31 receptions for 623 yards and five touchdowns to go with 263 rushing yards and two scores... on defense, he tallied 77 tackles, two interceptions, and nine pass breakups while adding 14 returns for 398 yards... lettered in football, basketball, and track.

**Personal:** Son of the late Booker T. Smith and Greta Wiggins Smith... majoring in Applied Technology.



81

**MARQUEZ SPENCER**

WR • 6-0 • 177 • R-FR • HS  
ATLANTA, GA (ATLANTA ACADEMY)

**High School:** Played wide receiver and safety for Atlanta Sports Academy.



77

**RANDALL SMITH**

DL • 6-4 • 265 • FR • HS  
PANAMA CITY, FL (RUTHERFORD HS)

**High School:** Played at Rutherford High School.

**Personal:** Son of Toya and Randall Smith... has two siblings, Caleb and John... majoring in Criminal Justice.



16

**NICHOLAS TERRY**

LB • 6-4 • 235 • FR • HS  
CANFIELD, OH (FORT UNION MILITARY)

**High School:** Played at Austintown Fitch High School in Austintown, Ohio... at outside linebacker in 2015, registered 50 tackles and blocked a field goal... also lettered in basketball

**Personal:** Son of Willie Terry... undecided on a major.

## NEWCOMERS

**69****DAMIAN WILSON****OL • 6-3 • 335 • FR • HS  
CLANTON, AL (CHILTON COUNTY HS)****High School:** Played at Chilton County High School in Clanton, Ala.**Personal:** Son of Charika Ward...Majoring in Business.

# CUMULATIVE GAME-BY-GAME STATISTICS

## Alex Anderson

Date	Opponent	Rushing				Receiving				Passing				Kick Returns				Punt Returns				
		No.	Yds	TDs	Lg	No.	Yds	TDs	Lg	C-A-I	Pct	Yds	TDs	Lg	No.	Yds	TDs	Lg	No.	Yds	TDs	Lg
9.10	Alcorn State	5	7	0	3	0	0	0	0	0-0-0	0	0	0	0	0	0	0	0	0	0	0	0
9.17	Southern	2	0	0	0	2	14	0	9	0-0-0	0	0	0	0	0	0	0	0	0	0	0	0
9.24	Texas Southern	1	-6	0	0	0	0	0	0	0-0-0	0	0	0	0	0	0	0	0	0	0	0	0
10.1	Ark.-Pine Bluff	5	33	0	14	2	-1	0	0	0-0-0	0	0	0	0	0	0	0	0	0	0	0	0
10.8	PVAMU	2	4	0	3	0	0	0	0	0-0-0	0	0	0	0	0	0	0	0	0	0	0	0
10.15	MVSU	6	29	1	17	1	7	0	7	0-0-0	0	0	0	0	0	0	0	0	0	0	0	0
10.29	Alabama A&M	4	20	1	11	0	0	0	0	0-0-0	0	0	0	0	0	0	0	0	0	0	0	0
11.5	Jackson State	2	18	1	15	0	0	0	0	0-0-0	0	0	0	0	0	0	0	0	0	0	0	0
11.12	Grambling State	3	13	0	9	0	0	0	0	0-0-0	0	0	0	0	0	0	0	0	0	0	0	0
11.24	Miles	4	30	1	16	0	0	0	0	0-0-0	0	0	0	0	0	0	0	0	0	0	0	0
<b>Totals</b>		<b>34</b>	<b>148</b>	<b>4</b>	<b>17</b>	<b>5</b>	<b>20</b>	<b>0</b>	<b>9</b>	<b>0-0-0</b>	<b>0</b>	<b>0</b>	<b>0</b>	<b>0</b>	<b>0</b>	<b>0</b>	<b>0</b>	<b>0</b>	<b>0</b>	<b>0</b>	<b>0</b>	<b>0</b>

Date	Opponent	Rushing				Receiving				Passing				Kick Returns				Punt Returns				
		No.	Yds	TDs	Lg	No.	Yds	TDs	Lg	C-A-I	Pct	Yds	TDs	Lg	No.	Yds	TDs	Lg	No.	Yds	TDs	Lg
9.10	Alcorn State	5	7	0	3	0	0	0	0	0-0-0	0	0	0	0	0	0	0	0	0	0	0	0
9.6	Tennessee St.	3	16	0	12	3	16	0	7	0-0-0	0	0	0	0	0	0	0	0	0	0	0	0
9.12	Alcorn State	8	40	0	12	1	5	0	5	0-0-0	0	0	0	0	0	0	0	0	0	0	0	0
9.19	Grambling State	9	25	0	7	2	16	0	10	0-1-0	0	0	0	0	0	0	0	0	0	0	0	0
9.26	MVSU	10	69	1	17	1	10	0	10	0-0-0	0	0	0	0	0	0	0	0	0	0	0	0
10.1	Texas Southern	14	134	1	75	1	4	0	4	0-0-0	0	0	0	0	0	0	0	0	0	0	0	0
10.10	Southern	7	14	0	6	4	48	0	33	0-0-0	0	0	0	0	0	0	0	0	0	0	0	0
10.31	Alabama A&M	6	21	0	8	2	8	0	9	0-0-0	0	0	0	0	0	0	0	0	0	0	0	0
<b>Totals</b>		<b>57</b>	<b>319</b>	<b>2</b>	<b>75</b>	<b>14</b>	<b>107</b>	<b>0</b>	<b>33</b>	<b>0-1-0</b>	<b>0</b>	<b>0</b>	<b>0</b>	<b>0</b>	<b>0</b>	<b>0</b>	<b>0</b>	<b>0</b>	<b>0</b>	<b>0</b>	<b>0</b>	<b>0</b>

## Marlon Archer

Date	Opponent	Rushing				Receiving				Passing				Kick Returns				Punt Returns				
		No.	Yds	TDs	Lg	No.	Yds	TDs	Lg	C-A-I	Pct	Yds	TDs	Lg	No.	Yds	TDs	Lg	No.	Yds	TDs	Lg
9.3	UTSA	0	0	0	0	0	0	0	0	0-0-0	0	0	0	0	0	0	0	0	0	0	0	0
9.10	Alcorn State	0	0	0	0	0	0	0	0	0-0-0	0	0	0	0	0	0	0	0	0	0	0	0
9.17	Southern	0	0	0	0	3	19	0	12	0-0-0	0	0	0	0	0	0	0	0	0	0	0	0
9.24	Texas Southern	0	0	0	0	0	0	0	0	0-0-0	0	0	0	0	0	0	0	0	0	0	0	0
10.1	Ark.-Pine Bluff	0	0	0	0	1	8	0	8	0-0-0	0	0	0	0	0	0	0	0	0	0	0	0
10.8	PVAMU	0	0	0	0	1	5	0	5	0-0-0	0	0	0	0	0	0	0	0	0	0	0	0
10.15	MVSU	0	0	0	0	1	48	1	48	0-0-0	0	0	0	0	0	0	0	0	0	0	0	0
10.29	Alabama A&M	0	0	0	0	0	0	0	0	0-0-0	0	0	0	0	0	0	0	0	0	0	0	0
11.5	Jackson State	0	0	0	0	0	0	0	0	0-0-0	0	0	0	0	0	0	0	0	0	0	0	0
11.12	Grambling State	0	0	0	0	1	10	0	10	0-0-0	0	0	0	0	0	0	0	0	0	0	0	0
<b>Totals</b>		<b>0</b>	<b>0</b>	<b>0</b>	<b>0</b>	<b>7</b>	<b>90</b>	<b>1</b>	<b>48</b>	<b>0-0-0</b>	<b>0</b>	<b>0</b>	<b>0</b>	<b>0</b>	<b>0</b>	<b>0</b>	<b>0</b>	<b>0</b>	<b>0</b>	<b>0</b>	<b>0</b>	<b>0</b>

## Ishmael Aurismond

Date	Opponent	Tackles			Sacks			Fumble			Int		Pass			Blkd	PAT		
		Solo	Ast	Tot	TFL	Yds	No.	Yds	FF	FR	Yds	No.	Yds	Qbh	Brup	Kick	Rush	Rcv	Saf
9.3	UTSA	1	3	4	1.5	8	1.0	6	0	0	0	0	0	0	0	0	0	0	0
9.10	Alcorn State	2	2	4	0	0	0	0	0	0	0	0	0	0	0	0	0	0	0
9.17	Southern	2	1	3	0.5	2	0	0	0	0	0	0	0	0	0	0	0	0	0
9.24	Texas Southern	1	1	2	0.5	0	0	0	0	0	0	0	0	1	0	0	0	0	0
10.1	Ark.-Pine Bluff	2	2	4	0.5	0	0	0	0	0	0	0	0	0	0	0	0	0	0
10.8	PVAMU	0	0	0	0	0	0	0	0	0	0	0	0	0	0	0	0	0	0
10.15	MVSU	1	3	4	0	0	0	0	0	0	0	0	0	1	0	0	0	0	0
10.29	Alabama A&M	3	3	6	0	0	0	0	0	0	0	0	0	2	0	0	0	0	0
11.5	Jackson State	0	3	3	1.0	1	0	0	0	0	0	0	0	0	1	0	0	0	0
11.12	Grambling State	6	0	6	0	0	0	0	0	0	0	0	0	0	0	0	0	0	0
11.24	Miles	0	2	2	0.5	2	0	0	0	0	0	0	0	0	0	0	0	0	0
<b>Totals</b>		<b>18</b>	<b>20</b>	<b>38</b>	<b>4.5</b>	<b>13</b>	<b>1.0</b>	<b>6</b>	<b>0</b>	<b>0</b>	<b>0</b>	<b>0</b>	<b>0</b>	<b>4</b>	<b>1</b>	<b>0</b>	<b>0</b>	<b>0</b>	<b>0</b>



## CUMULATIVE GAME-BY-GAME STATISTICS

## Austin Beamus

2016

Date	Opponent	No.	Rushing				Receiving				Passing				Kick Returns				Punt Returns			
			Yds	TDs	Lg	No.	Yds	TDs	Lg	C-A-I	Pct	Yds	TDs	Lg	No.	Yds	TDs	Lg	No.	Yds	TDs	Lg
9.3	UTSA	0	0	0	0	1	4	0	4	0-0-0	0	0	0	0	0	0	0	0	0	0	0	
9.17	Southern	0	0	0	0	0	0	0	0	0-0-0	0	0	0	0	0	0	0	0	0	0	0	
10.1	Ark.-Pine Bluff	0	0	0	0	1	15	0	15	0-0-0	0	0	0	0	0	0	0	0	0	0	0	
10.8	PVAMU	0	0	0	0	3	38	0	15	0-0-0	0	0	0	0	0	0	0	0	0	0	0	
10.15	MVSU	0	0	0	0	0	0	0	0	0-0-0	0	0	0	0	0	0	0	0	0	0	0	
10.29	Alabama A&M	0	0	0	0	0	0	0	0	0-0-0	0	0	0	0	0	0	0	0	0	0	0	
11.5	Jackson State	0	0	0	0	0	0	0	0	0-0-0	0	0	0	0	0	0	0	0	0	0	0	
11.24	Miles	0	0	0	0	5	60	1	35	0-0-0	0	0	0	0	0	0	0	0	0	0	0	
<b>Totals</b>		<b>0</b>	<b>0</b>	<b>0</b>	<b>0</b>	<b>10</b>	<b>117</b>	<b>1</b>	<b>35</b>	<b>0-0-0</b>	<b>0</b>	<b>0</b>	<b>0</b>	<b>0</b>	<b>0</b>	<b>0</b>	<b>0</b>	<b>0</b>	<b>0</b>	<b>0</b>	<b>0</b>	

2015

Date	Opponent	No.	Rushing				Receiving				Passing				Kick Returns				Punt Returns			
			Yds	TDs	Lg	No.	Yds	TDs	Lg	C-A-I	Pct	Yds	TDs	Lg	No.	Yds	TDs	Lg	No.	Yds	TDs	Lg
9.6	Tennessee St.	0	0	0	0	0	0	0	0	0-0-0	0	0	0	0	0	0	0	0	0	0	0	
9.12	Alcorn State	0	0	0	0	0	0	0	0	0-0-0	0	0	0	0	0	0	0	0	0	0	0	
9.19	Grambling State	0	0	0	0	3	56	0	46	0-0-0	0	0	0	0	0	0	0	0	0	0	0	
9.26	MVSU	0	0	0	0	2	18	0	9	0-0-0	0	0	0	0	0	0	0	0	0	0	0	
10.1	Texas Southern	0	0	0	0	3	19	0	11	0-0-0	0	0	0	0	0	0	0	0	0	0	0	
10.10	Southern	0	0	0	0	5	36	0	10	0-0-0	0	0	0	0	0	0	0	0	0	0	0	
10.15	Ark.-Pine Bluff	0	0	0	0	0	0	0	0	0-0-0	0	0	0	0	0	0	0	0	0	0	0	
11.21	Miles	0	0	0	0	1	15	0	15	0-0-0	0	0	0	0	0	0	0	0	0	0	0	
<b>Totals</b>		<b>0</b>	<b>0</b>	<b>0</b>	<b>0</b>	<b>14</b>	<b>144</b>	<b>0</b>	<b>46</b>	<b>0-0-0</b>	<b>0</b>	<b>0</b>	<b>0</b>	<b>0</b>	<b>0</b>	<b>0</b>	<b>0</b>	<b>0</b>	<b>0</b>	<b>0</b>	<b>0</b>	

## Craig Bell

2016

Date	Opponent	Tackles			TFL	Sacks			Fumble			Int		Pass Blkd			PAT		
		Solo	Ast	Tot		Yds	No.	Yds	FF	FR	Yds	No.	Yds	Qbh	Brup	Kick	Rush	Rcv	Saf
9.3	UTSA	0	1	1	0	0	0	0	0	0	0	0	0	0	0	0	0	0	0
9.24	Texas Southern	0	2	2	0	0	0	0	0	0	0	0	0	0	0	0	0	0	0
<b>Totals</b>		<b>0</b>	<b>3</b>	<b>3</b>	<b>0</b>	<b>0</b>	<b>0</b>	<b>0</b>	<b>0</b>	<b>0</b>	<b>0</b>	<b>0</b>	<b>0</b>	<b>0</b>	<b>0</b>	<b>0</b>	<b>0</b>	<b>0</b>	<b>0</b>

## Devin Booker

2016

Date	Opponent	Tackles			TFL	Sacks			Fumble			Int		Pass Blkd			PAT		
		Solo	Ast	Tot		Yds	No.	Yds	FF	FR	Yds	No.	Yds	Qbh	Brup	Kick	Rush	Rcv	Saf
9.3	UTSA	1	0	1	0	0	0	0	0	0	0	0	0	0	0	0	0	0	0
9.10	Alcorn State	0	0	0	0	0	0	0	0	0	0	0	0	0	0	0	0	0	0
9.17	Southern	0	0	0	0	0	0	0	0	0	0	0	0	0	0	0	0	0	0
9.24	Texas Southern	0	0	0	0	0	0	0	0	1	0	0	0	0	0	0	0	0	0
10.1	Ark.-Pine Bluff	0	0	0	0	0	0	0	0	0	0	0	0	0	0	0	0	0	0
10.8	PVAMU	0	1	1	0	0	0	0	0	0	0	0	0	0	0	0	0	0	0
10.29	Alabama A&M	0	0	0	0	0	0	0	0	0	0	0	0	0	0	0	0	0	0
11.5	Jackson State	0	0	0	0	0	0	0	0	0	0	0	0	0	0	0	0	0	0
11.24	Miles	0	0	0	0	0	0	0	0	0	0	0	0	0	0	0	0	0	0
<b>Totals</b>		<b>1</b>	<b>1</b>	<b>2</b>	<b>0</b>	<b>0</b>	<b>0</b>	<b>0</b>	<b>0</b>	<b>1</b>	<b>0</b>	<b>0</b>	<b>0</b>	<b>0</b>	<b>0</b>	<b>0</b>	<b>0</b>	<b>0</b>	<b>0</b>

## Davian Brantley

2016

Date	Opponent	Tackles			TFL	Sacks			Fumble			Int		Pass Blkd			PAT		
		Solo	Ast	Tot		Yds	No.	Yds	FF	FR	Yds	No.	Yds	Qbh	Brup	Kick	Rush	Rcv	Saf
9.3	UTSA	3	0	3	0	0	0	0	0	0	0	0	0	0	0	0	0	0	0
9.17	Southern	0	0	0	0	0	0	0	0	0	0	0	0	0	0	0	0	0	0
10.15	MVSU	0	1	1	0	0	0	0	0	0	0	0	0	0	0	0	0	0	0
10.29	Alabama A&M	0	0	0	0	0	0	0	0	0	0	0	0	0	0	0	0	0	0
11.5	Jackson State	0	0	0	0	0	0	0	0	0	0	0	0	0	0	0	0	0	0
11.24	Miles	1	0	1	1.0	2	0	0	0	0	0	0	0	0	0	0	0	0	0
<b>Totals</b>		<b>4</b>	<b>1</b>	<b>5</b>	<b>1.0</b>	<b>2</b>	<b>0</b>	<b>0</b>	<b>0</b>	<b>0</b>	<b>0</b>	<b>0</b>	<b>0</b>	<b>0</b>	<b>0</b>	<b>0</b>	<b>0</b>	<b>0</b>	<b>0</b>

2015

Date	Opponent	Tackles			TFL	Sacks			Fumble			Int		Pass Blkd			PAT		
		Solo	Ast	Tot		Yds	No.	Yds	FF	FR	Yds	No.	Yds	Qbh	Brup	Kick	Rush	Rcv	Saf
9.6	Tennessee St.	0	0	0	0	0	0	0	0	0	0	0	0	0	0	0	0	0	0





### CUMULATIVE GAME-BY-GAME STATISTICS

11.7	Jackson State	1	0	1	0	0	0	0	0	1	0	0	0	0	0	0	0	0	0	0	0
11.14	PVAMU	1	3	4	0	0	0	0	0	0	0	0	0	0	0	0	0	0	0	0	0
11.21	Miles	2	1	3	0	0	0	0	0	0	0	0	0	0	0	0	0	0	0	0	0
	<b>Totals</b>	<b>8</b>	<b>10</b>	<b>18</b>	<b>0</b>	<b>0</b>	<b>0</b>	<b>0</b>	<b>0</b>	<b>2</b>	<b>0</b>	<b>0</b>	<b>0</b>	<b>0</b>	<b>0</b>	<b>0</b>	<b>0</b>	<b>0</b>	<b>0</b>	<b>0</b>	<b>0</b>

#### 2014

Date	Opponent	Tackles			TFL	Sacks			Fumble			Int		Pass			Blkd	PAT			
		Solo	Ast	Tot		Yds	No.	Yds	FF	FR	Yds	No.	Yds	Qbh	Brup	Kick		Rush	Rcv	Saf	
9.13	MVSU	0	1	1	0.5	6	0.5	6	0	0	0	0	0	0	0	0	0	0	0	0	0
11.1	Southern	0	0	0	0	0	0	0	0	0	0	0	0	0	0	0	0	0	0	0	0
11.8	Jackson State	0	0	0	0	0	0	0	0	0	0	0	0	0	0	0	0	0	0	0	0
11.15	Grambling State	0	1	1	0.5	1	0	0	0	0	0	0	0	0	0	0	0	0	0	0	0
	<b>Totals</b>	<b>0</b>	<b>2</b>	<b>2</b>	<b>1.0</b>	<b>7</b>	<b>0.5</b>	<b>6</b>	<b>0</b>	<b>0</b>	<b>0</b>	<b>0</b>	<b>0</b>	<b>0</b>	<b>0</b>	<b>0</b>	<b>0</b>	<b>0</b>	<b>0</b>	<b>0</b>	<b>0</b>

#### Bryce Coley

##### 2016

Date	Opponent	Tackles			TFL	Sacks			Fumble			Int		Pass			Blkd	PAT			
		Solo	Ast	Tot		Yds	No.	Yds	FF	FR	Yds	No.	Yds	Qbh	Brup	Kick		Rush	Rcv	Saf	
9.3	UTSA	0	2	2	0	0	0	0	0	0	0	0	0	0	0	0	0	0	0	0	0
9.10	Alcorn State	0	0	0	0	0	0	0	0	0	0	0	0	0	0	0	0	0	0	0	0
9.17	Southern	0	0	0	0	0	0	0	0	0	0	0	0	0	0	0	0	0	0	0	0
10.1	Ark.-Pine Bluff	0	0	0	0	0	0	0	0	0	0	0	0	0	0	0	0	0	0	0	0
10.8	PVAMU	1	0	1	1.0	1	0	0	0	0	0	0	0	0	0	0	0	0	0	0	0
10.15	MVSU	1	0	1	0	0	0	0	0	0	0	0	0	0	0	0	0	0	0	0	0
10.29	Alabama A&M	0	0	0	0	0	0	0	0	0	0	0	0	0	0	0	0	0	0	0	0
11.5	Jackson State	0	0	0	0	0	0	0	0	0	0	0	0	0	0	0	0	0	0	0	0
11.12	Grambling State	0	0	0	0	0	0	0	0	0	0	0	0	0	0	0	0	0	0	0	0
11.24	Miles	0	0	0	0	0	0	0	0	0	0	0	0	0	0	0	0	0	0	0	0
	<b>Totals</b>	<b>2</b>	<b>2</b>	<b>4</b>	<b>1.0</b>	<b>1</b>	<b>0</b>	<b>0</b>	<b>0</b>	<b>0</b>	<b>0</b>	<b>0</b>	<b>0</b>	<b>0</b>	<b>0</b>	<b>0</b>	<b>0</b>	<b>0</b>	<b>0</b>	<b>0</b>	<b>0</b>

##### 2015

Date	Opponent	Tackles			TFL	Sacks			Fumble			Int		Pass			Blkd	PAT			
		Solo	Ast	Tot		Yds	No.	Yds	FF	FR	Yds	No.	Yds	Qbh	Brup	Kick		Rush	Rcv	Saf	
9.6	Tennessee St.	0	0	0	0	0	0	0	0	0	0	0	0	0	0	0	0	0	0	0	0
9.12	Alcorn State	0	0	0	0	0	0	0	0	0	0	0	0	0	0	0	0	0	0	0	0
9.19	Grambling State	0	0	0	0	0	0	0	0	0	0	0	0	0	0	0	0	0	0	0	0
9.26	MVSU	1	0	1	0	0	0	0	0	0	0	0	0	0	0	0	0	0	0	0	0
10.10	Southern	0	0	0	0	0	0	0	0	0	0	0	0	0	0	0	0	0	1	0	0
10.15	Ark.-Pine Bluff	0	0	0	0	0	0	0	0	0	0	0	0	0	0	0	0	0	0	0	0
11.7	Jackson State	1	0	1	0	0	0	0	0	0	0	0	0	0	0	0	0	0	0	0	0
11.14	PVAMU	0	0	0	0	0	0	0	0	0	0	0	0	0	0	0	0	0	0	0	0
11.21	Miles	0	0	0	0	0	0	0	0	0	0	0	0	0	0	0	0	0	0	0	0
	<b>Totals</b>	<b>2</b>	<b>0</b>	<b>2</b>	<b>0</b>	<b>0</b>	<b>0</b>	<b>0</b>	<b>0</b>	<b>0</b>	<b>0</b>	<b>0</b>	<b>0</b>	<b>0</b>	<b>0</b>	<b>0</b>	<b>0</b>	<b>0</b>	<b>1</b>	<b>0</b>	<b>0</b>

#### Robert Easterwood

##### 2016

Date	Opponent	Tackles			TFL	Sacks			Fumble			Int		Pass			Blkd	PAT			
		Solo	Ast	Tot		Yds	No.	Yds	FF	FR	Yds	No.	Yds	Qbh	Brup	Kick		Rush	Rcv	Saf	
9.10	Alcorn State	1	0	1	0	0	0	0	0	0	0	0	0	0	0	0	0	0	0	0	0
10.15	MVSU	2	1	3	0	0	0	0	0	0	0	0	0	0	0	0	0	0	0	0	0
10.29	Alabama A&M	2	0	2	0	0	0	0	0	0	0	0	0	0	0	0	0	0	0	0	0
11.5	Jackson State	1	0	1	0	0	0	0	0	0	0	0	0	0	0	0	0	0	0	0	0
11.12	Grambling State	1	0	1	0	0	0	0	0	0	0	0	0	0	0	0	0	0	0	0	0
11.24	Miles	1	0	1	0	0	0	0	0	0	0	0	0	0	0	0	0	0	0	0	0
	<b>Totals</b>	<b>8</b>	<b>1</b>	<b>9</b>	<b>0</b>	<b>0</b>	<b>0</b>	<b>0</b>	<b>0</b>	<b>0</b>	<b>0</b>	<b>0</b>	<b>0</b>	<b>0</b>	<b>0</b>	<b>0</b>	<b>0</b>	<b>0</b>	<b>0</b>	<b>0</b>	<b>0</b>

##### 2015

Date	Opponent	Tackles			TFL	Sacks			Fumble			Int		Pass			Blkd	PAT			
		Solo	Ast	Tot		Yds	No.	Yds	FF	FR	Yds	No.	Yds	Qbh	Brup	Kick		Rush	Rcv	Saf	
9.6	Tennessee St.	1	0	1	0	0	0	0	0	0	0	0	0	0	0	0	0	0	0	0	0
9.19	Grambling State	6	0	6	1.0	3	0	0	0	0	0	0	0	0	0	0	0	0	0	0	0
9.26	MVSU	0	1	1	0	0	0	0	0	0	0	0	0	1	0	0	0	0	0	0	0
10.1	Texas Southern	3	3	6	0	0	0	0	1	1	0	0	0	0	0	0	0	0	0	0	0
10.10	Southern	5	1	6	0	0	0	0	0	0	0	0	0	2	0	0	0	0	0	0	0
10.15	Ark.-Pine Bluff	0	0	0	0	0	0	0	0	0	0	0	0	0	0	0	0	0	0	0	0
10.31	Alabama A&M	0	1	1	0	0	0	0	0	0	0	0	0	0	0	0	0	0	0	0	0
11.7	Jackson State	2	0	2	0	0	0	0	0	0	0	0	0	0	0	0	0	0	0	0	0



# CUMULATIVE GAME-BY-GAME STATISTICS

Date	Opponent	Tackles			TFL	Sacks			Fumble			Int		Pass Blkd			PAT		
		Solo	Ast	Tot		Yds	No.	Yds	FF	FR	Yds	No.	Yds	Qbh	Brup	Kick	Rush	Rcv	Saf
9.6	Tennessee St.	0	0	0	0	0	0	0	0	0	0	0	0	0	0	0	0	0	0
9.26	MVSU	2	0	2	0	0	0	0	1	0	0	0	0	0	1	0	0	0	0
10.1	Texas Southern	1	1	2	1.5	9	0.5	5	0	0	0	0	0	0	0	0	0	0	0
10.10	Southern	1	1	2	0	0	0	0	0	0	0	0	0	0	0	0	0	0	0
10.15	Ark.-Pine Bluff	0	0	0	0	0	0	0	0	0	0	0	0	0	0	0	0	0	0
10.31	Alabama A&M	0	0	0	0	0	0	0	0	0	0	0	0	0	0	0	0	0	0
11.7	Jackson State	0	0	0	0	0	0	0	0	0	0	0	0	0	0	0	0	0	0
11.14	PVAMU	1	0	1	0	0	0	0	0	0	0	0	0	0	0	0	0	0	0
11.21	Miles	2	1	3	1.0	2	0	0	0	0	0	0	0	1	1	0	0	0	0
	<b>Totals</b>	<b>7</b>	<b>3</b>	<b>10</b>	<b>2.5</b>	<b>11</b>	<b>0.5</b>	<b>5</b>	<b>1</b>	<b>0</b>	<b>0</b>	<b>0</b>	<b>0</b>	<b>1</b>	<b>2</b>	<b>0</b>	<b>0</b>	<b>0</b>	<b>0</b>

## Jamir Hannah

Date	Opponent	No.	Rushing				Receiving				Passing				Kick Returns				Punt Returns			
			Yds	TDs	Lg	No.	Yds	TDs	Lg	C-A-I	Pct	Yds	TDs	Lg	No.	Yds	TDs	Lg	No.	Yds	TDs	Lg
9.6	Tennessee St.	0	0	0	0	2	11	0	7	0-0-0	0	0	0	0	0	0	0	0	0	0	0	0
9.12	Alcorn State	0	0	0	0	0	0	0	0	0-0-0	0	0	0	0	0	0	0	0	0	0	0	0
9.19	Grambling State	0	0	0	0	4	34	0	21	0-0-0	0	0	0	0	0	0	0	0	0	0	0	0
10.1	Texas Southern	0	0	0	0	2	9	0	7	0-0-0	0	0	0	0	0	0	0	0	0	0	0	0
10.10	Southern	0	0	0	0	4	78	2	34	0-0-0	0	0	0	0	0	0	0	0	0	0	0	0
10.15	Ark.-Pine Bluff	0	0	0	0	5	74	0	24	0-0-0	0	0	0	0	0	0	0	0	0	0	0	0
10.31	Alabama A&M	0	0	0	0	1	7	0	7	0-0-0	0	0	0	0	0	0	0	0	0	0	0	0
11.7	Jackson State	0	0	0	0	2	15	0	9	0-0-0	0	0	0	0	0	0	0	0	0	0	0	0
11.14	PVAMU	0	0	0	0	3	62	0	44	0-0-0	0	0	0	0	0	0	0	0	0	0	0	0
11.21	Miles	0	0	0	0	0	0	0	0	0-0-0	0	0	0	0	0	0	0	0	0	0	0	0
	<b>Totals</b>	<b>0</b>	<b>0</b>	<b>0</b>	<b>0</b>	<b>23</b>	<b>290</b>	<b>2</b>	<b>44</b>	<b>0-0-0</b>	<b>0</b>	<b>0</b>	<b>0</b>	<b>0</b>	<b>0</b>	<b>0</b>	<b>0</b>	<b>0</b>	<b>0</b>	<b>0</b>	<b>0</b>	<b>0</b>

## Joshua Hill

Date	Opponent	Tackles			TFL	Sacks			Fumble			Int		Pass Blkd			PAT		
		Solo	Ast	Tot		Yds	No.	Yds	FF	FR	Yds	No.	Yds	Qbh	Brup	Kick	Rush	Rcv	Saf
9.3	UTSA	0	1	1	0	0	0	0	0	0	0	0	0	0	0	0	0	0	0
9.10	Alcorn State	1	0	1	0	0	0	0	0	0	0	0	0	0	0	0	0	0	0
9.17	Southern	6	2	8	0	0	0	0	0	0	0	0	0	0	0	0	0	0	0
9.24	Texas Southern	0	0	0	0	0	0	0	0	0	0	0	0	2	0	0	0	0	0
10.1	Ark.-Pine Bluff	0	1	1	0	0	0	0	0	0	0	0	0	0	0	0	0	0	0
10.8	PVAMU	1	3	4	0	0	0	0	0	0	0	0	0	0	0	0	0	0	0
10.15	MVSU	0	1	1	0	0	0	0	0	0	0	0	0	0	0	0	0	0	0
10.29	Alabama A&M	4	0	4	1.0	7	0	0	0	0	0	0	0	0	0	0	0	0	0
11.5	Jackson State	6	1	7	0	0	0	0	0	0	0	0	0	3	0	0	0	0	0
11.12	Grambling State	3	0	3	0	0	0	0	0	0	0	0	0	0	0	0	0	0	0
11.24	Miles	1	0	1	0	0	0	0	0	0	0	0	0	1	0	0	0	0	0
	<b>Totals</b>	<b>22</b>	<b>9</b>	<b>31</b>	<b>1.0</b>	<b>7</b>	<b>0</b>	<b>0</b>	<b>0</b>	<b>0</b>	<b>0</b>	<b>0</b>	<b>0</b>	<b>6</b>	<b>0</b>	<b>0</b>	<b>0</b>	<b>0</b>	<b>0</b>

## Dominique Jackson

Date	Opponent	Tackles			TFL	Sacks			Fumble			Int		Pass Blkd			PAT		
		Solo	Ast	Tot		Yds	No.	Yds	FF	FR	Yds	No.	Yds	Qbh	Brup	Kick	Rush	Rcv	Saf
9.3	UTSA	4	1	5	0	0	0	0	0	0	0	0	0	0	0	0	0	0	0
9.10	Alcorn State	1	0	1	1.0	1	0	0	0	0	0	0	0	0	0	0	0	0	0
9.17	Southern	1	2	3	2.0	10	0	0	0	0	0	0	0	0	0	0	0	0	0
9.24	Texas Southern	4	1	5	2.5	8	0	0	0	0	0	0	0	0	0	0	0	0	0
10.1	Ark.-Pine Bluff	3	1	4	1.0	7	1.0	7	0	0	0	0	0	0	0	0	0	0	0
10.8	PVAMU	0	1	1	0.5	3	0	0	0	0	0	0	0	0	0	0	0	0	0
10.15	MVSU	1	6	7	0	0	0	0	0	0	0	0	0	0	0	0	0	0	0
10.29	Alabama A&M	1	6	7	1.0	1	0	0	0	0	0	0	0	0	0	0	0	0	0
11.5	Jackson State	1	3	4	0	0	0	0	0	0	0	0	0	0	0	0	0	0	0
11.12	Grambling State	3	0	3	0	0	0	0	0	0	0	1	14	0	1	0	0	0	0
11.24	Miles	1	0	1	1.0	5	0	0	0	0	0	0	0	0	1	0	0	0	0
	<b>Totals</b>	<b>20</b>	<b>21</b>	<b>41</b>	<b>9.0</b>	<b>35</b>	<b>1.0</b>	<b>7</b>	<b>0</b>	<b>0</b>	<b>0</b>	<b>1</b>	<b>14</b>	<b>0</b>	<b>2</b>	<b>0</b>	<b>0</b>	<b>0</b>	<b>0</b>

Date	Opponent	Tackles			TFL	Sacks			Fumble			Int		Pass Blkd			PAT		
		Solo	Ast	Tot		Yds	No.	Yds	FF	FR	Yds	No.	Yds	Qbh	Brup	Kick	Rush	Rcv	Saf
9.6	Tennessee St.	3	2	5	0	0	0	0	0	0	0	0	0	0	1	0	0	0	0



# CUMULATIVE GAME-BY-GAME STATISTICS

## Nygel Lee

2016

Date	Opponent	No.	Rushing				Receiving				Passing				Kick Returns				Punt Returns			
			Yds	TDs	Lg	No.	Yds	TDs	Lg	C-A-I	Pct	Yds	TDs	Lg	No.	Yds	TDs	Lg	No.	Yds	TDs	Lg
9.3	UTSA	0	0	0	0	1	8	0	8	0-0-0	0	0	0	0	0	0	0	0	0	0	0	0
9.10	Alcorn State	0	0	0	0	2	10	1	5	0-0-0	0	0	0	0	0	0	0	0	0	0	0	0
9.17	Southern	0	0	0	0	3	70	0	35	0-0-0	0	0	0	0	0	0	0	0	0	0	0	0
9.24	Texas Southern	0	0	0	0	3	62	0	30	0-0-0	0	0	0	0	0	0	0	0	0	0	0	0
10.1	Ark.-Pine Bluff	0	0	0	0	2	31	1	26	0-0-0	0	0	0	0	0	0	0	0	0	0	0	0
10.8	PVAMU	0	0	0	0	3	24	0	10	0-0-0	0	0	0	0	0	0	0	0	0	0	0	0
10.15	MVSU	0	0	0	0	0	0	0	0	0-0-0	0	0	0	0	0	0	0	0	0	0	0	0
10.29	Alabama A&M	0	0	0	0	2	16	0	8	0-0-0	0	0	0	0	0	0	0	0	0	0	0	0
11.5	Jackson State	0	0	0	0	3	29	0	15	0-0-0	0	0	0	0	0	0	0	0	0	0	0	0
11.12	Grambling State	0	0	0	0	7	107	0	62	0-0-0	0	0	0	0	0	0	0	0	0	0	0	0
11.24	Miles	0	0	0	0	0	0	0	0	0-0-0	0	0	0	0	0	0	0	0	0	0	0	0
	<b>Totals</b>	<b>0</b>	<b>0</b>	<b>0</b>	<b>0</b>	<b>26</b>	<b>357</b>	<b>2</b>	<b>62</b>	<b>0-0-0</b>	<b>0</b>	<b>0</b>	<b>0</b>	<b>0</b>	<b>0</b>	<b>0</b>	<b>0</b>	<b>0</b>	<b>0</b>	<b>0</b>	<b>0</b>	<b>0</b>

## Daniel McGhie

2016

Date	Opponent	Tackles			TFL	Sacks			Fumble			Int		Pass			Blkd	PAT		
		Solo	Ast	Tot		Yds	No.	Yds	FF	FR	Yds	No.	Yds	Qbh	Brup	Kick	Rush	Rcv	Saf	
9.3	UTSA	0	0	0	0	0	0	0	0	0	0	0	0	0	0	0	0	0	0	
9.10	Alcorn State	1	2	3	0.5	1	0	0	0	0	0	0	0	0	0	0	0	0	0	
9.17	Southern	0	0	0	0	0	0	0	0	0	0	0	0	0	0	0	0	0	0	
9.24	Texas Southern	0	0	0	0	0	0	0	0	0	0	0	0	0	0	0	0	0	0	
10.1	Ark.-Pine Bluff	0	0	0	0	0	0	0	0	0	0	0	0	0	0	0	0	0	0	
10.8	PVAMU	0	0	0	0	0	0	0	0	0	0	0	0	0	0	0	0	0	0	
10.15	MVSU	1	2	3	1.0	1	0	0	0	0	0	0	0	0	0	0	0	0	0	
10.29	Alabama A&M	0	1	1	0	0	0	0	0	0	0	0	0	0	0	0	0	0	0	
11.5	Jackson State	0	2	2	0.5	0	0	0	0	0	0	0	0	1	0	0	0	0	0	
11.12	Grambling State	2	0	2	0	0	0	0	0	0	0	0	0	0	0	0	0	0	0	
11.24	Miles	0	0	0	0	0	0	0	0	0	0	0	1	0	0	0	0	0	0	
	<b>Totals</b>	<b>4</b>	<b>7</b>	<b>11</b>	<b>2.0</b>	<b>2</b>	<b>0</b>	<b>0</b>	<b>0</b>	<b>0</b>	<b>0</b>	<b>0</b>	<b>1</b>	<b>1</b>	<b>0</b>	<b>0</b>	<b>0</b>	<b>0</b>		

## Dreyvon Mitchell

2016

Date	Opponent	Tackles			TFL	Sacks			Fumble			Int		Pass			Blkd	PAT		
		Solo	Ast	Tot		Yds	No.	Yds	FF	FR	Yds	No.	Yds	Qbh	Brup	Kick	Rush	Rcv	Saf	
9.3	UTSA	0	2	2	0	0	0	0	0	0	0	0	0	0	0	0	0	0	0	
9.10	Alcorn State	1	1	2	0	0	0	0	0	0	0	0	0	0	0	0	0	0	0	
10.15	MVSU	1	0	1	0	0	0	0	0	0	0	0	0	0	0	0	0	0	0	
11.24	Miles	1	0	1	0	0	0	0	0	0	0	0	0	0	0	0	0	0	0	
	<b>Totals</b>	<b>3</b>	<b>3</b>	<b>6</b>	<b>0</b>	<b>0</b>	<b>0</b>	<b>0</b>	<b>0</b>	<b>0</b>	<b>0</b>	<b>0</b>	<b>0</b>	<b>0</b>	<b>0</b>	<b>0</b>	<b>0</b>	<b>0</b>		

2015

Date	Opponent	Tackles			TFL	Sacks			Fumble			Int		Pass			Blkd	PAT		
		Solo	Ast	Tot		Yds	No.	Yds	FF	FR	Yds	No.	Yds	Qbh	Brup	Kick	Rush	Rcv	Saf	
9.6	Tennessee State	1	0	1	0	0	0	0	0	0	0	0	0	0	0	0	0	0	0	
9.12	Alcorn State	0	1	1	0	0	0	0	0	0	0	0	0	0	0	0	0	0	0	
9.19	Grambling State	0	1	1	0	0	0	0	0	0	0	0	0	0	0	0	0	0	0	
9.26	MVSU	0	0	0	0	0	0	0	0	0	0	0	0	0	0	0	0	0	0	
10.1	Texas Southern	0	2	2	0.5	1	0	0	0	0	0	0	0	0	0	0	0	0	0	
10.10	Southern	1	0	1	0	0	0	0	0	0	0	0	0	0	0	0	0	0	0	
10.15	Ark.-Pine Bluff	2	0	2	0	0	0	0	0	0	0	0	0	0	0	0	0	0	0	
10.31	Alabama A&M	1	0	1	0	0	0	0	0	0	0	0	0	0	0	0	0	0	0	
11.7	Jackson State	0	1	1	0	0	0	0	0	0	0	0	0	0	0	0	0	0	0	
11.21	Miles	0	0	0	0	0	0	0	0	0	0	0	0	0	0	0	0	0	0	
	<b>Totals</b>	<b>5</b>	<b>5</b>	<b>10</b>	<b>0.5</b>	<b>1</b>	<b>0</b>	<b>0</b>	<b>0</b>	<b>0</b>	<b>0</b>	<b>0</b>	<b>0</b>	<b>0</b>	<b>0</b>	<b>0</b>	<b>0</b>	<b>0</b>		

## Isaac Nickson

2015

Date	Opponent	Tackles			TFL	Sacks			Fumble			Int		Pass			Blkd	PAT		
		Solo	Ast	Tot		Yds	No.	Yds	FF	FR	Yds	No.	Yds	Qbh	Brup	Kick	Rush	Rcv	Saf	
9.12	Alcorn State	0	0	0	0	0	0	0	0	0	0	0	0	0	0	0	0	0	0	
9.19	Grambling State	0	0	0	0	0	0	0	0	0	0	0	0	0	0	0	0	0	0	
9.26	MVSU	0	1	1	0	0	0	0	0	0	0	0	0	0	0	0	0	0	0	
10.15	Ark.-Pine Bluff	0	0	0	0	0	0	0	0	0	0	0	0	0	0	0	0	0	0	
11.14	PVAMU	0	0	0	0	0	0	0	0	0	0	0	0	0	0	0	0	0	0	

# CUMULATIVE GAME-BY-GAME STATISTICS

Totals 0 1 1 0 0 0 0 0 0 0 0 0 0 0 0 0 0 0 0

## Garrett Oden

2016

Date	Opponent	Tackles			TFL	Sacks			Fumble			Int		Pass			Blkd			PAT		
		Solo	Ast	Tot		Yds	No.	Yds	FF	FR	Yds	No.	Yds	Qbh	Brup	Kick	Rush	Rcv	Saf			
9.3	UTSA	0	1	1	0	0	0	0	0	0	0	0	0	0	0	0	0	0	0	0	0	
9.10	Alcorn State	0	0	0	0	0	0	0	0	0	0	0	0	0	0	0	0	0	0	0	0	
9.17	Southern	1	1	2	0.5	1	0	0	0	0	0	0	0	0	0	0	0	0	0	0	0	
9.24	Texas Southern	0	1	1	0	0	0	0	0	0	0	0	0	0	0	0	0	0	0	0	0	
10.1	Ark.-Pine Bluff	3	0	3	2.0	12	2.0	12	0	0	0	0	0	0	0	0	0	0	0	0	0	
10.8	PVAMU	0	0	0	0	0	0	0	0	0	0	0	0	0	0	0	0	0	0	0	0	
10.15	MVSU	0	0	0	0	0	0	0	0	0	0	0	0	0	0	0	0	0	0	0	0	
10.29	Alabama A&M	1	2	3	1.0	9	1.0	9	0	0	0	0	0	0	0	0	0	0	0	0	0	
11.5	Jackson State	0	1	1	0	0	0	0	0	0	0	0	0	1	0	0	0	0	0	0	0	
11.12	Grambling State	1	0	1	0	0	0	0	0	0	0	0	0	0	0	0	0	0	0	0	0	
11.24	Miles	1	2	3	1.0	3	0	0	0	0	0	0	0	0	0	0	0	0	0	0	0	
<b>Totals</b>		<b>7</b>	<b>8</b>	<b>15</b>	<b>4.5</b>	<b>25</b>	<b>3.0</b>	<b>21</b>	<b>0</b>	<b>0</b>	<b>0</b>	<b>0</b>	<b>0</b>	<b>1</b>	<b>0</b>	<b>0</b>	<b>0</b>	<b>0</b>	<b>0</b>	<b>0</b>	<b>0</b>	

## TJ Presley

2016

Date	Opponent	Tackles			TFL	Sacks			Fumble			Int		Pass			Blkd			PAT		
		Solo	Ast	Tot		Yds	No.	Yds	FF	FR	Yds	No.	Yds	Qbh	Brup	Kick	Rush	Rcv	Saf			
9.3	UTSA	5	3	8	0.5	1	0	0	1	0	0	0	0	0	0	3	0	0	0	0	0	
9.10	Alcorn State	2	3	5	0	0	0	0	1	0	0	0	0	0	0	0	0	0	0	0	0	
9.17	Southern	0	1	1	0	0	0	0	0	0	0	0	0	0	1	0	0	0	0	0	0	
9.24	Texas Southern	0	0	0	0	0	0	0	0	0	0	0	0	0	0	0	0	0	0	0	0	
10.1	Ark.-Pine Bluff	2	0	2	0	0	0	0	0	0	0	0	0	0	2	0	0	0	0	0	0	
10.8	PVAMU	1	0	1	0	0	0	0	0	0	0	1	9	0	2	0	0	0	0	0	0	
10.15	MVSU	2	1	3	0	0	0	0	0	0	0	1	74	0	0	0	0	0	0	0	0	
10.29	Alabama A&M	4	0	4	0	0	0	0	0	0	0	0	0	0	0	0	0	0	0	0	0	
11.5	Jackson State	2	0	2	0	0	0	0	0	0	0	0	0	0	2	0	0	0	0	0	0	
11.12	Grambling State	0	0	0	0	0	0	0	0	0	0	0	0	0	0	0	0	0	0	0	0	
11.24	Miles	0	0	0	0	0	0	0	0	0	0	0	0	0	0	0	0	0	0	0	0	
<b>Totals</b>		<b>18</b>	<b>8</b>	<b>26</b>	<b>0.5</b>	<b>1</b>	<b>0</b>	<b>0</b>	<b>2</b>	<b>0</b>	<b>0</b>	<b>2</b>	<b>83</b>	<b>0</b>	<b>10</b>	<b>0</b>	<b>0</b>	<b>0</b>	<b>0</b>	<b>0</b>	<b>0</b>	

2015

Date	Opponent	Tackles			TFL	Sacks			Fumble			Int		Pass			Blkd			PAT		
		Solo	Ast	Tot		Yds	No.	Yds	FF	FR	Yds	No.	Yds	Qbh	Brup	Kick	Rush	Rcv	Saf			
9.6	Tennessee St.	0	0	0	0	0	0	0	0	0	0	0	0	0	0	0	0	0	0	0	0	
9.19	Grambling State	0	0	0	0	0	0	0	0	0	0	0	0	0	0	0	0	0	0	0	0	
9.26	MVSU	0	1	1	0	0	0	0	0	0	0	0	0	0	0	0	0	0	0	0	0	
10.10	Southern	1	0	1	0	0	0	0	0	0	0	0	0	0	0	0	0	0	0	0	0	
10.15	Ark.-Pine Bluff	6	0	6	0	0	0	0	0	0	0	0	0	0	0	0	0	0	0	0	0	
10.31	Alabama A&M	2	0	2	0	0	0	0	0	0	0	0	0	0	3	0	0	0	0	0	0	
11.7	Jackson State	0	0	0	0	0	0	0	0	0	0	0	0	0	1	0	0	0	0	0	0	
11.14	PVAMU	6	0	6	0	0	0	0	1	0	0	0	0	0	0	0	0	0	0	0	0	
11.21	Miles	0	0	0	0	0	0	0	0	0	0	0	0	0	1	0	0	0	0	0	0	
<b>Totals</b>		<b>15</b>	<b>1</b>	<b>16</b>	<b>0</b>	<b>0</b>	<b>0</b>	<b>0</b>	<b>1</b>	<b>0</b>	<b>0</b>	<b>0</b>	<b>0</b>	<b>0</b>	<b>5</b>	<b>0</b>	<b>0</b>	<b>0</b>	<b>0</b>	<b>0</b>	<b>0</b>	

2013

Date	Opponent	Tackles			TFL	Sacks			Fumble			Int		Pass			Blkd			PAT		
		Solo	Ast	Tot		Yds	No.	Yds	FF	FR	Yds	No.	Yds	Qbh	Brup	Kick	Rush	Rcv	Saf			
9.14	Ark.-Pine Bluff	0	1	1	0	0	0	0	0	0	0	0	0	0	0	0	0	0	0	0	0	
9.21	Grambling State	1	0	1	0	0	0	0	0	0	0	0	0	0	0	0	0	0	0	0	0	
9.28	Alcorn State	1	0	1	0	0	0	0	0	0	0	0	0	0	0	0	0	0	0	0	0	
10.12	PVAMU	0	0	0	0	0	0	0	0	0	0	0	0	0	0	0	0	0	0	0	0	
10.26	Alabama A&M	0	0	0	0	0	0	0	0	0	0	0	0	0	0	0	0	0	0	0	0	
11.2	Kentucky	1	0	1	0	0	0	0	0	0	0	0	0	0	0	0	0	0	0	0	0	
11.9	Southern	0	0	0	0	0	0	0	0	0	0	0	0	0	0	0	0	0	0	0	0	
11.16	MVSU	0	0	0	0	0	0	0	0	0	0	0	0	0	0	0	0	0	0	0	0	
11.28	Stillman	1	0	1	0	0	0	0	0	0	0	0	0	0	0	0	0	0	0	0	0	
<b>Totals</b>		<b>4</b>	<b>1</b>	<b>5</b>	<b>0</b>	<b>0</b>	<b>0</b>	<b>0</b>	<b>0</b>	<b>0</b>	<b>0</b>	<b>0</b>	<b>0</b>	<b>0</b>	<b>0</b>	<b>0</b>	<b>0</b>	<b>0</b>	<b>0</b>	<b>0</b>	<b>0</b>	



## CUMULATIVE GAME-BY-GAME STATISTICS

## Robert Pritchett III

2016

Date	Opponent	No.	Rushing				Receiving				Passing				Kick Returns				Punt Returns			
			Yds	TDs	Lg		No.	Yds	TDs	Lg	C-A-I	Pct	Yds	TDs	Lg	No.	Yds	TDs	Lg	No.	Yds	TDs
9.3	UTSA	0	0	0	0	0	0	0	0	0-0-0	0	0	0	0	0	0	0	0	0	0	0	0
9.17	Southern	1	2	0	2	1	2	0	2	0-0-0	0	0	0	0	0	0	0	0	0	0	0	0
9.24	Texas Southern	0	0	0	0	3	62	0	30	0-0-0	0	0	0	0	0	0	0	0	0	0	0	0
10.8	PVAMU	0	0	0	0	0	0	0	0	0-0-0	0	0	0	0	0	0	0	0	0	0	0	0
10.15	MVSU	1	12	1	13	1	25	0	25	0-0-0	0	0	0	0	0	0	0	0	0	0	0	0
<b>Totals</b>		<b>2</b>	<b>13</b>	<b>1</b>	<b>13</b>	<b>2</b>	<b>27</b>	<b>0</b>	<b>25</b>	<b>0-0-0</b>	<b>0</b>	<b>0</b>	<b>0</b>	<b>0</b>	<b>0</b>	<b>0</b>	<b>0</b>	<b>0</b>	<b>0</b>	<b>0</b>	<b>0</b>	<b>0</b>

## Kurrion Ramsey

2016

Date	Opponent	Tackles			TFL	Sacks		Fumble			Int		Pass			Blkd Kick	PAT		
		Solo	Ast	Tot		Yds	No.	Yds	FF	FR	Yds	No.	Yds	Qbh	Brup		Rush	Rcv	Saf
9.3	UTSA	2	1	3	1.0	1	0	0	0	0	0	0	0	2	0	0	0	0	0
9.10	Alcorn State	3	2	5	0	0	0	0	0	0	0	0	0	0	0	0	0	0	0
9.17	Southern	3	1	4	0	0	0	0	0	0	0	0	0	0	0	0	0	0	0
9.24	Texas Southern	1	1	2	0	0	0	0	0	0	0	0	0	0	0	0	0	0	0
10.1	Ark.-Pine Bluff	3	2	5	0	0	0	0	0	0	0	0	0	0	0	0	0	0	0
10.8	PVAMU	2	2	4	0	0	0	0	0	0	0	0	0	0	0	0	0	0	0
10.15	MVSU	2	2	4	0	0	0	0	0	0	1	14	0	0	0	0	0	0	0
11.5	Jackson State	1	0	1	0	0	0	0	0	0	0	0	0	2	0	0	0	0	0
11.12	Grambling State	1	0	1	0	0	0	0	0	0	0	0	0	0	0	0	0	0	0
11.24	Miles	0	2	2	0	0	0	0	0	0	0	0	0	0	0	0	0	0	0
<b>Totals</b>		<b>19</b>	<b>15</b>	<b>34</b>	<b>1.0</b>	<b>1</b>	<b>0</b>	<b>0</b>	<b>0</b>	<b>0</b>	<b>1</b>	<b>14</b>	<b>0</b>	<b>4</b>	<b>0</b>	<b>0</b>	<b>0</b>	<b>0</b>	<b>0</b>

2015

Date	Opponent	Tackles			TFL	Sacks		Fumble			Int		Pass			Blkd Kick	PAT		
		Solo	Ast	Tot		Yds	No.	Yds	FF	FR	Yds	No.	Yds	Qbh	Brup		Rush	Rcv	Saf
9.6	Tennessee St.	0	0	0	0	0	0	0	0	0	0	0	0	0	0	0	0	0	0
9.19	Grambling State	2	0	2	0	0	0	0	0	0	0	0	0	0	0	0	0	0	0
9.26	MVSU	2	0	2	0	0	0	0	0	0	0	0	0	1	0	0	0	0	0
10.1	Texas Southern	2	2	4	0	0	0	0	0	0	0	0	0	1	0	0	0	0	0
10.10	Southern	3	1	4	0	0	0	0	0	0	0	0	0	0	0	0	0	0	0
10.15	Ark.-Pine Bluff	5	1	6	0	0	0	0	0	0	1	8	0	0	0	0	0	0	0
10.31	Alabama A&M	5	0	5	0	0	0	0	0	0	0	0	0	3	0	0	0	0	0
11.7	Jackson State	1	0	1	0	0	0	0	1	0	0	0	0	0	0	0	0	0	0
11.14	PVAMU	1	0	1	0	0	0	0	0	0	0	0	0	0	0	0	0	0	0
11.21	Miles	0	2	2	0	0	0	0	0	0	0	0	0	1	0	0	0	0	0
<b>Totals</b>		<b>21</b>	<b>6</b>	<b>27</b>	<b>0</b>	<b>0</b>	<b>0</b>	<b>0</b>	<b>1</b>	<b>0</b>	<b>1</b>	<b>8</b>	<b>0</b>	<b>6</b>	<b>0</b>	<b>0</b>	<b>0</b>	<b>0</b>	<b>0</b>

## Dennis Roberts IV

2016

Date	Opponent	Tackles			TFL	Sacks		Fumble			Int		Pass			Blkd Kick	PAT		
		Solo	Ast	Tot		Yds	No.	Yds	FF	FR	Yds	No.	Yds	Qbh	Brup		Rush	Rcv	Saf
9.10	Alcorn State	0	0	0	0	0	0	0	0	0	0	0	0	0	0	0	0	0	0
9.17	Southern	0	0	0	0	0	0	0	0	0	0	0	0	0	0	0	0	0	0
9.24	Texas Southern	0	1	1	0	0	0	0	0	0	0	0	0	0	0	0	0	0	0
10.1	Ark.-Pine Bluff	0	0	0	0	0	0	0	0	0	0	0	0	0	0	0	0	0	0
10.8	PVAMU	0	0	0	0	0	0	0	0	0	0	0	0	0	0	0	0	0	0
10.15	MVSU	0	0	0	0	0	0	0	0	0	0	0	0	0	0	0	0	0	0
11.5	Jackson State	2	0	2	0	0	0	0	0	0	0	0	0	1	0	0	0	0	0
11.12	Grambling State	4	0	4	0	0	0	0	0	0	0	0	0	2	0	0	0	0	0
11.24	Miles	2	1	3	0	0	0	0	0	0	0	0	0	1	0	0	0	0	0
<b>Totals</b>		<b>8</b>	<b>2</b>	<b>10</b>	<b>0</b>	<b>0</b>	<b>0</b>	<b>0</b>	<b>0</b>	<b>0</b>	<b>0</b>	<b>0</b>	<b>0</b>	<b>4</b>	<b>0</b>	<b>0</b>	<b>0</b>	<b>0</b>	<b>0</b>

## Jarkeith Ruffin

2016

Date	Opponent	Tackles			TFL	Sacks		Fumble			Int		Pass			Blkd Kick	PAT		
		Solo	Ast	Tot		Yds	No.	Yds	FF	FR	Yds	No.	Yds	Qbh	Brup		Rush	Rcv	Saf
9.10	Alcorn State	1	0	1	0	0	0	0	0	0	0	0	0	0	0	0	0	0	0
9.17	Southern	0	1	1	0	0	0	0	0	0	0	0	0	0	0	0	0	0	0
9.24	Texas Southern	2	1	3	0.5	4	0	0	0	0	0	0	0	0	0	0	0	0	0
10.1	Ark.-Pine Bluff	3	3	6	0	0	0	0	0	0	0	0	0	0	0	0	0	0	0
10.8	PVAMU	2	1	3	0	0	0	0	0	0	0	0	0	0	0	0	0	0	0
10.15	MVSU	2	2	4	0	0	0	0	0	0	1	0	0	0	0	0	0	0	0

## CUMULATIVE GAME-BY-GAME STATISTICS

11.5	Jackson State	1	0	1	0	0	0	0	0	0	0	0	0	0	1	0	0	0	0
11.24	Miles	3	0	3	0	0	0	0	0	0	0	0	0	0	0	0	0	0	0
<b>Totals</b>		<b>14</b>	<b>8</b>	<b>22</b>	<b>0.5</b>	<b>4</b>	<b>0</b>	<b>0</b>	<b>0</b>	<b>0</b>	<b>0</b>	<b>0</b>	<b>0</b>	<b>0</b>	<b>1</b>	<b>0</b>	<b>0</b>	<b>0</b>	<b>0</b>

### Devin Santana

Date	Opponent	Tackles			TFL	Sacks			Fumble			Int		Pass Blkd			PAT		
		Solo	Ast	Tot		Yds	No.	Yds	FF	FR	Yds	No.	Yds	Qbh	Brup	Kick	Rush	Rcv	Saf
9.3	UTSA	0	1	1	0	0	0	0	0	0	0	0	0	0	0	0	0	0	0
9.10	Alcorn State	0	2	2	0	0	0	0	0	0	0	0	0	0	0	0	0	0	0
9.17	Southern	0	2	2	0.5	2	0	0	0	0	0	0	0	0	0	0	0	0	0
10.1	Ark.-Pine Bluff	1	2	3	0	0	0	0	0	0	0	0	0	0	0	0	0	0	0
10.8	PVAMU	0	0	0	0	0	0	0	0	0	0	0	0	3	0	0	0	0	0
10.15	MVSU	0	0	0	0	0	0	0	0	0	0	0	0	0	0	0	0	0	0
11.12	Grambling State	0	0	0	0	0	0	0	0	0	0	0	0	0	0	0	0	0	0
<b>Totals</b>		<b>1</b>	<b>7</b>	<b>8</b>	<b>0.5</b>	<b>2</b>	<b>0</b>	<b>0</b>	<b>0</b>	<b>0</b>	<b>0</b>	<b>0</b>	<b>0</b>	<b>3</b>	<b>0</b>	<b>0</b>	<b>0</b>	<b>0</b>	<b>0</b>

### Ronnie Scott

Date	Opponent	Tackles			TFL	Sacks			Fumble			Int		Pass Blkd			PAT		
		Solo	Ast	Tot		Yds	No.	Yds	FF	FR	Yds	No.	Yds	Qbh	Brup	Kick	Rush	Rcv	Saf
9.3	UTSA	3	2	5	0	0	0	0	0	0	0	1	0	0	0	0	0	0	0
9.10	Alcorn State	1	1	2	0	0	0	0	0	0	0	0	0	0	0	0	0	0	0
9.17	Southern	2	1	3	0	0	0	0	0	0	0	0	0	0	1	0	0	0	0
9.24	Texas Southern	1	2	3	0	0	0	0	0	0	0	0	0	0	1	0	0	0	0
10.1	Ark.-Pine Bluff	4	0	4	0	0	0	0	0	0	0	0	0	0	0	0	0	0	0
10.8	PVAMU	2	0	2	0	0	0	0	0	0	0	1	0	0	2	0	0	0	0
10.15	MVSU	4	0	4	0	0	0	0	0	0	0	1	0	0	3	0	0	0	0
10.29	Alabama A&M	3	3	6	0	0	0	0	0	0	0	0	0	0	2	0	0	0	0
11.5	Jackson State	4	0	4	1.0	4	0	0	0	0	0	0	0	0	1	0	0	0	0
11.12	Grambling State	3	0	3	1.0	1	0	0	0	0	0	0	0	0	2	0	0	0	0
11.24	Miles	5	1	6	0	0	0	0	0	0	0	0	0	0	0	0	0	0	0
<b>Totals</b>		<b>32</b>	<b>10</b>	<b>42</b>	<b>2.0</b>	<b>5</b>	<b>0</b>	<b>0</b>	<b>0</b>	<b>0</b>	<b>0</b>	<b>3</b>	<b>0</b>	<b>0</b>	<b>12</b>	<b>0</b>	<b>0</b>	<b>0</b>	<b>0</b>

### Stevie Smiley

Date	Opponent	Rushing				Receiving				Passing				Kick Returns				Punt Returns					
		No.	Yds	TDs	Lg	No.	Yds	TDs	Lg	C-A-I	Pct	Yds	TDs	Lg	No.	Yds	TDs	Lg	No.	Yds	TDs	Lg	
9.3	UTSA	0	0	0	0	0	0	0	0	0-0-0	0	0	0	0	0	0	0	0	0	0	0	0	
9.10	Alcorn State	0	0	0	0	0	0	0	0	0-0-0	0	0	0	0	0	0	0	0	0	0	0	0	
9.17	Southern	0	0	0	0	0	0	0	0	0-0-0	0	0	0	0	0	0	0	0	0	0	0	0	
9.24	Texas Southern	0	0	0	0	1	20	0	20	0-0-0	0	0	0	0	0	0	0	0	0	0	0	0	
10.1	Ark.-Pine Bluff	0	0	0	0	0	0	0	0	0-0-0	0	0	0	0	0	0	0	0	0	0	0	0	
10.8	PVAMU	0	0	0	0	0	0	0	0	0-0-0	0	0	0	0	0	0	0	0	0	0	0	0	
11.5	Jackson State	0	0	0	0	0	0	0	0	0-0-0	0	0	0	0	0	0	0	0	0	0	0	0	
11.12	Grambling State	0	0	0	0	0	0	0	0	0-0-0	0	0	0	0	0	0	0	0	0	0	0	0	
11.24	Miles	0	0	0	0	0	0	0	0	0-0-0	0	0	0	0	0	0	0	0	0	0	0	0	
<b>Totals</b>		<b>0</b>	<b>0</b>	<b>0</b>	<b>0</b>	<b>1</b>	<b>20</b>	<b>0</b>	<b>20</b>	<b>0-0-0</b>	<b>0</b>	<b>0</b>	<b>0</b>	<b>0</b>	<b>0</b>	<b>0</b>	<b>0</b>	<b>0</b>	<b>0</b>	<b>0</b>	<b>0</b>	<b>0</b>	<b>0</b>

### Kenneth Thomas

Date	Opponent	Rushing				Receiving				Passing				Kick Returns				Punt Returns				
		No.	Yds	TDs	Lg	No.	Yds	TDs	Lg	C-A-I	Pct	Yds	TDs	Lg	No.	Yds	TDs	Lg	No.	Yds	TDs	Lg
9.3	UTSA	2	4	0	5	0	0	0	0	0-0-0	0	0	0	0	0	0	0	0	0	0	0	0
9.17	Southern	4	26	0	12	1	4	0	4	0-0-0	0	0	0	0	0	0	0	0	0	0	0	0
9.24	Texas Southern	3	17	1	13	0	0	0	0	0-0-0	0	0	0	0	0	0	0	0	0	0	0	0
10.1	Ark.-Pine Bluff	4	21	1	11	0	0	0	0	0-0-0	0	0	0	0	0	0	0	0	0	0	0	0
10.8	PVAMU	0	0	0	0	0	0	0	0	0-0-0	0	0	0	0	0	0	0	0	0	0	0	0
10.15	MVSU	6	17	0	5	0	0	0	0	0-0-0	0	0	0	0	1	0	0	0	0	0	0	0
10.29	Alabama A&M	0	0	0	0	0	0	0	0	0-0-0	0	0	0	0	0	0	0	0	0	0	0	0
11.5	Jackson State	0	0	0	0	0	0	0	0	0-0-0	0	0	0	0	0	0	0	0	0	0	0	0
<b>Totals</b>		<b>19</b>	<b>85</b>	<b>2</b>	<b>13</b>	<b>1</b>	<b>4</b>	<b>0</b>	<b>4</b>	<b>0-0-0</b>	<b>0</b>	<b>0</b>	<b>0</b>	<b>0</b>	<b>1</b>	<b>0</b>	<b>0</b>	<b>0</b>	<b>0</b>	<b>0</b>	<b>0</b>	<b>0</b>

# CUMULATIVE GAME-BY-GAME STATISTICS

## Trevor Vincent

**2016**

Date	Opponent	Att	FG			No.	Yds	Avg Long	Punting					Kickoffs				PATs		
			M	Blk	Long				TB	FC	I20	50+	Blk	No.	Yds	Out	TB	No.	M	
9.3	UTSA	0	0	0	0	9	328	36.44	45	0	2	2	0	0	2	113	0	0	0	0
9.10	Alcorn State	1	0	1	0	7	245	35.00	46	0	1	2	0	0	3	175	0	0	0	0
9.17	Southern	0	0	0	0	6	230	38.33	49	0	1	2	0	0	2	100	0	0	0	0
9.24	Texas Southern	0	0	0	0	5	186	37.20	50	0	3	1	1	0	6	378	1	0	0	0
10.1	Ark.-Pine Bluff	0	0	0	0	3	111	37.00	40	0	0	2	0	0	6	312	0	0	0	0
10.8	PVAMU	0	0	0	0	8	330	41.25	60	0	0	2	1	0	4	186	0	0	0	0
10.15	MVSU	0	0	0	0	0	0	0	0	0	0	0	0	1	8	442	0	2	0	0
10.29	Alabama A&M	0	0	0	0	6	211	35.17	48	0	2	4	0	0	6	293	0	1	0	0
11.5	Jackson State	1	0	0	0	7	276	39.43	46	0	3	2	0	1	3	154	0	1	0	0
11.12	Grambling State	0	0	0	0	7	255	36.43	42	1	1	1	0	0	1	60	0	0	0	0
11.24	Miles	0	0	0	0	4	134	33.50	45	0	0	1	0	0	9	535	0	0	0	0
<b>Totals</b>		<b>2</b>	<b>0</b>	<b>1</b>	<b>0</b>	<b>62</b>	<b>2306</b>	<b>37.19</b>	<b>60</b>	<b>1</b>	<b>13</b>	<b>4</b>	<b>2</b>	<b>2</b>	<b>50</b>	<b>535</b>	<b>1</b>	<b>4</b>	<b>0</b>	<b>0</b>

**2015**

Date	Opponent	Att	FG			No.	Yds	Avg Long	Punting					Kickoffs				PATs		
			M	Blk	Long				TB	FC	I20	50+	Blk	No.	Yds	Out	TB	No.	M	
9.6	Tennessee St.	0	0	0	0	5	163	32.60	42	0	1	0	0	0	3	192	0	0	0	0
9.12	Alcorn State	0	0	0	0	7	223	31.86	37	0	1	2	0	0	2	115	0	0	0	0
9.19	Grambling State	0	0	0	0	7	268	38.29	46	0	1	2	0	0	3	191	0	0	0	0
9.26	MVSU	0	0	0	0	5	199	39.80	44	0	0	3	0	0	8	486	0	0	0	0
10.1	Texas Southern	0	0	0	0	2	70	35.00	43	0	0	1	0	0	7	434	0	2	0	0
10.10	Southern	0	0	0	0	6	197	32.83	44	1	0	4	0	0	4	228	0	2	0	0
10.31	Alabama A&M	0	0	0	0	8	316	39.50	49	0	0	5	0	0	5	303	1	0	0	0
11.7	Jackson State	0	0	0	0	5	174	34.80	42	1	1	0	0	1	4	201	0	0	0	0
11.14	PVAMU	0	0	0	0	6	202	33.67	47	1	1	2	0	1	3	192	1	0	0	0
11.21	Miles	0	0	0	0	3	122	40.67	56	0	0	3	1	0	5	283	0	1	0	0
<b>Totals</b>		<b>0</b>	<b>0</b>	<b>0</b>	<b>0</b>	<b>54</b>	<b>1934</b>	<b>36.6</b>	<b>56</b>	<b>3</b>	<b>5</b>	<b>5</b>	<b>1</b>	<b>2</b>	<b>44</b>	<b>486</b>	<b>2</b>	<b>5</b>	<b>0</b>	<b>0</b>

## Brandon Watkins

**2016**

Date	Opponent	No.	Rushing				Receiving				Passing				Kick Returns				Punt Returns			
			Yds	TDs	Lg	No.	Yds	TDs	Lg	C-A-I	Pct	Yds	TDs	Lg	No.	Yds	TDs	Lg	No.	Yds	TDs	Lg
9.3	UTSA	1	1	0	1	0	0	0	0	0-0-0	0	0	0	0	0	0	0	0	0	0	0	0
9.10	Alcorn State	0	0	0	0	0	0	0	0	0-0-0	0	0	0	0	0	0	0	1	13	0	13	0
9.17	Southern	1	-2	0	0	0	0	0	0	0-0-0	0	0	0	0	0	0	0	0	0	0	0	0
9.24	Texas Southern	0	0	0	0	0	0	0	0	0-0-0	0	0	0	0	0	0	0	0	0	0	0	0
10.1	Ark.-Pine Bluff	0	0	0	0	0	0	0	0	0-0-0	0	0	0	0	0	0	0	0	0	0	0	0
10.8	PVAMU	1	-4	0	0	0	0	0	0	0-0-0	0	0	0	0	0	0	0	0	0	0	0	0
11.12	Grambling State	0	0	0	0	0	0	0	0	0-0-0	0	0	0	0	0	0	0	0	0	0	0	0
<b>Totals</b>		<b>3</b>	<b>-5</b>	<b>0</b>	<b>1</b>	<b>0</b>	<b>0</b>	<b>0</b>	<b>0</b>	<b>0-0-0</b>	<b>0</b>	<b>0</b>	<b>0</b>	<b>0</b>	<b>0</b>	<b>0</b>	<b>0</b>	<b>1</b>	<b>13</b>	<b>0</b>	<b>13</b>	<b>0</b>

**2015**

Date	Opponent	No.	Rushing				Receiving				Passing				Kick Returns				Punt Returns			
			Yds	TDs	Lg	No.	Yds	TDs	Lg	C-A-I	Pct	Yds	TDs	Lg	No.	Yds	TDs	Lg	No.	Yds	TDs	Lg
9.26	MVSU	4	46	0	28	0	0	0	0	0-0-0	0	0	0	0	0	0	0	0	0	0	0	0
10.1	Texas Southern	2	10	0	8	0	0	0	0	0-0-0	0	0	0	0	0	0	0	0	0	0	0	0
10.10	Southern	0	0	0	0	0	0	0	0	0-0-0	0	0	0	0	0	0	0	0	0	0	0	0
10.15	Ark.-Pine Bluff	0	0	0	0	0	0	0	0	0-0-0	0	0	0	0	0	0	0	0	0	0	0	0
11.14	PVAMU	0	0	0	0	0	0	0	0	0-0-0	0	0	0	0	2	14	0	9	0	0	0	0
11.21	Miles	0	0	0	0	0	0	0	0	0-0-0	0	0	0	0	0	0	0	0	0	0	0	0
<b>Totals</b>		<b>6</b>	<b>56</b>	<b>0</b>	<b>28</b>	<b>0</b>	<b>0</b>	<b>0</b>	<b>0</b>	<b>0-0-0</b>	<b>0</b>	<b>0</b>	<b>0</b>	<b>0</b>	<b>2</b>	<b>14</b>	<b>0</b>	<b>9</b>	<b>0</b>	<b>0</b>	<b>0</b>	<b>0</b>

## Willis White

**2016**

Date	Opponent	No.	Rushing				Receiving				Passing				Kick Returns				Punt Returns			
			Yds	TDs	Lg	No.	Yds	TDs	Lg	C-A-I	Pct	Yds	TDs	Lg	No.	Yds	TDs	Lg	No.	Yds	TDs	Lg
9.3	UTSA	0	0	0	0	2	10	0	7	0-0-0	0	0	0	0	0	0	0	0	0	0	0	0
9.10	Alcorn State	0	0	0	0	2	24	0	21	0-0-0	0	0	0	0	0	0	0	0	0	0	0	0
9.17	Southern	1	9	0	9	3	21	0	10	0-0-0	0	0	0	0	0	0	0	0	0	0	0	0
9.24	Texas Southern	0	0	0	0	8	132	0	54	0-0-0	0	0	0	0	0	0	0	0	0	0	0	0
10.1	Ark.-Pine Bluff	1	-5	0	0	4	16	0	11	0-0-0	0	0	0	0	0	0	0	0	0	0	0	0
10.8	PVAMU	1	4	0	4	6	30	0	37	0-0-0	0	0	0	0	0	0	0	0	0	0	0	0

## CUMULATIVE GAME-BY-GAME STATISTICS

10.15	MVSU	0	0	0	0	3	32	1	19	0-0-0	0	0	0	0	0	0	0	0	0	0
10.29	Alabama A&M	0	0	0	0	1	44	1	44	0-0-0	0	0	0	0	0	0	0	0	0	0
11.5	Jackson State	0	0	0	0	4	22	0	11	0-0-0	0	0	0	0	0	0	0	0	0	0
11.12	Grambling State	0	0	0	0	3	6	0	10	0-0-0	0	0	0	0	0	0	0	0	0	0
	<b>Totals</b>	<b>3</b>	<b>8</b>	<b>0</b>	<b>9</b>	<b>36</b>	<b>337</b>	<b>2</b>	<b>54</b>	<b>0-0-0</b>	<b>0</b>	<b>0</b>	<b>0</b>	<b>0</b>	<b>0</b>	<b>0</b>	<b>0</b>	<b>0</b>	<b>0</b>	<b>0</b>

### David Whitlow

Date	Opponent	No.	Rushing				Receiving				Passing				Kick Returns				Punt Returns			
			Yds	TDs	Lg	No.	Yds	TDs	Lg	C-A-I	Pct	Yds	TDs	Lg	No.	Yds	TDs	Lg	No.	Yds	TDs	Lg
9.17	Southern	5	43	1	17	0	0	0	0	4-5-0	80	25	0	11	0	0	0	0	0	0	0	
9.24	Texas Southern	1	-10	0	0	0	0	0	0	0-0-0	0	0	0	0	0	0	0	0	0	0	0	
10.15	MVSU	1	22	1	22	0	0	0	0	0-0-0	0	0	0	0	0	0	0	0	0	0	0	
	<b>Totals</b>	<b>7</b>	<b>55</b>	<b>2</b>	<b>22</b>	<b>0</b>	<b>0</b>	<b>0</b>	<b>0</b>	<b>4-5-0</b>	<b>80</b>	<b>25</b>	<b>0</b>	<b>11</b>	<b>0</b>	<b>0</b>	<b>0</b>	<b>0</b>	<b>0</b>	<b>0</b>	<b>0</b>	

### Joe Williams IV

Date	Opponent	No.	Rushing				Receiving				Passing				Kick Returns				Punt Returns			
			Yds	TDs	Lg	No.	Yds	TDs	Lg	C-A-I	Pct	Yds	TDs	Lg	No.	Yds	TDs	Lg	No.	Yds	TDs	Lg
9.3	UTSA	0	0	0	0	1	9	0	9	0-0-0	0	0	0	0	0	0	0	0	0	0	0	
9.17	Southern	0	0	0	0	2	21	0	14	0-0-0	0	0	0	0	0	0	0	0	0	0	0	
10.1	Ark.-Pine Bluff	0	0	0	0	2	27	0	14	0-0-0	0	0	0	0	0	0	0	0	0	0	0	
10.15	MVSU	0	0	0	0	1	15	0	15	0-0-0	0	0	0	0	0	0	0	0	0	0	0	
	<b>Totals</b>	<b>0</b>	<b>0</b>	<b>0</b>	<b>0</b>	<b>6</b>	<b>72</b>	<b>0</b>	<b>15</b>	<b>0-0-0</b>	<b>0</b>	<b>0</b>	<b>0</b>	<b>0</b>	<b>0</b>	<b>0</b>	<b>0</b>	<b>0</b>	<b>0</b>	<b>0</b>	<b>0</b>	

### 2015

Date	Opponent	No.	Rushing				Receiving				Passing				Kick Returns				Punt Returns			
			Yds	TDs	Lg	No.	Yds	TDs	Lg	C-A-I	Pct	Yds	TDs	Lg	No.	Yds	TDs	Lg	No.	Yds	TDs	Lg
11.7	Jackson State	0	0	0	0	1	15	0	15	0-0-0	0	0	0	0	0	0	0	0	0	0	0	
11.21	Miles	0	0	0	0	2	21	0	11	0-0-0	0	0	0	0	0	0	0	0	0	0	0	
	<b>Totals</b>	<b>0</b>	<b>0</b>	<b>0</b>	<b>0</b>	<b>3</b>	<b>36</b>	<b>0</b>	<b>15</b>	<b>0-0-0</b>	<b>0</b>	<b>0</b>	<b>0</b>	<b>0</b>	<b>0</b>	<b>0</b>	<b>0</b>	<b>0</b>	<b>0</b>	<b>0</b>	<b>0</b>	

### Andre Wilson

Date	Opponent	Tackles			TFL	Sacks			Fumble			Int		Pass			Blkd	PAT		
		Solo	Ast	Tot		Yds	No.	Yds	FF	FR	Yds	No.	Yds	Qbh	Brup	Kick	Rush	Rcv	Saf	
9.3	UTSA	0	2	2	0	0	0	0	0	0	0	0	0	0	0	0	0	0	0	
9.10	Alcorn State	0	1	1	0	0	0	0	0	0	0	0	0	0	0	0	0	0	0	
9.17	Southern	0	1	1	0	0	0	0	0	0	0	0	0	0	0	0	0	0	0	
9.24	Texas Southern	1	2	3	1.0	3	0	0	0	0	0	0	0	0	0	0	0	0	0	
10.1	Ark.-Pine Bluff	4	3	7	1.0	3	1.0	3	0	0	0	0	0	0	0	0	0	0	0	
10.8	PVAMU	2	1	3	0	0	1.0	0	1	0	0	0	0	0	0	0	0	0	0	
10.15	MVSU	0	2	2	0.5	3	0.5	3	0	0	0	0	0	0	0	0	0	0	0	
10.29	Alabama A&M	0	4	4	0.5	1	0	0	0	0	0	0	0	0	0	0	0	0	0	
11.5	Jackson State	0	1	1	0	0	0	0	0	0	0	0	0	1	0	0	0	0	0	
11.12	Grambling State	4	0	4	0	0	0	0	0	0	0	0	0	0	0	0	0	0	0	
11.24	Miles	2	2	4	2.5	9	2.0	8	0	0	0	0	0	0	0	0	0	0	0	
	<b>Totals</b>	<b>13</b>	<b>19</b>	<b>32</b>	<b>5.5</b>	<b>19</b>	<b>4.5</b>	<b>14</b>	<b>1</b>	<b>0</b>	<b>0</b>	<b>0</b>	<b>0</b>	<b>1</b>	<b>0</b>	<b>0</b>	<b>0</b>	<b>0</b>	<b>0</b>	

### 2015

Date	Opponent	Tackles			TFL	Sacks			Fumble			Int		Pass			Blkd	PAT		
		Solo	Ast	Tot		Yds	No.	Yds	FF	FR	Yds	No.	Yds	Qbh	Brup	Kick	Rush	Rcv	Saf	
9.6	Tennessee State	1	0	1	0	0	0	0	0	0	0	0	0	0	0	0	0	0	0	
9.12	Alcorn State	0	3	3	0	0	0	0	0	0	0	0	0	0	0	0	0	0	0	
9.19	Grambling State	0	2	2	0	0	0	0	0	0	0	0	0	0	0	0	0	0	0	
9.26	MVSU	1	0	1	0	0	0	0	0	0	0	0	0	0	0	0	0	0	0	
10.1	Texas Southern	0	1	1	0	0	0	0	0	0	0	0	0	0	0	0	0	0	0	
10.10	Southern	1	2	3	0	0	0	0	0	0	0	0	0	0	0	0	0	0	0	
10.15	Ark.-Pine Bluff	0	0	0	0	0	0	0	0	0	0	0	0	1	0	0	0	0	0	
10.31	Alabama A&M	3	1	4	0	0	0	0	0	0	0	0	0	0	0	0	0	0	0	
11.7	Jackson State	0	0	0	0	0	0	0	0	0	0	0	0	0	0	0	0	0	0	
11.14	PVAMU	0	1	1	0	0	0	0	0	0	0	0	0	0	0	0	0	0	0	
11.21	Miles	0	0	0	0	0	0	0	0	0	0	0	0	0	0	0	0	0	0	
	<b>Totals</b>	<b>6</b>	<b>10</b>	<b>16</b>	<b>0</b>	<b>0</b>	<b>0</b>	<b>0</b>	<b>0</b>	<b>0</b>	<b>0</b>	<b>0</b>	<b>0</b>	<b>1</b>	<b>0</b>	<b>0</b>	<b>0</b>	<b>0</b>	<b>0</b>	

**CUMULATIVE GAME-BY-GAME STATISTICS**

2014

Date	Opponent	Tackles			TFL	Sacks			Fumble			Int		Pass Blkd			PAT		
		Solo	Ast	Tot		Yds	No.	Yds	FF	FR	Yds	No.	Yds	Qbh	Brup	Kick	Rush	Rcv	Saf
9.6	Tennessee State	1	1	2	0	0	0	0	0	0	0	0	0	0	0	0	0	0	0
9.18	Ark.-Pine Bluff	0	2	2	0	0	0	0	0	0	0	0	0	1	0	0	0	0	0
9.27	Texas Southern	0	3	3	0	0	0	0	0	0	0	0	0	0	0	0	0	0	0
10.2	Alcorn State	1	4	5	0	0	0	0	0	0	0	0	0	0	0	0	0	0	0
10.11	PVAMU	1	2	3	0	0	0	0	0	0	0	0	0	0	0	0	0	0	0
11.1	Southern	0	2	2	0	0	0	0	0	0	0	0	0	0	0	0	0	0	0
11.8	Jackson State	1	0	1	1.0	1	0	0	0	0	0	0	0	0	0	0	0	0	0
11.15	Grambling State	0	0	0	0	0	0	0	0	0	0	0	0	0	0	0	0	0	0
	<b>Totals</b>	<b>4</b>	<b>14</b>	<b>18</b>	<b>1.0</b>	<b>1</b>	<b>0</b>	<b>0</b>	<b>0</b>	<b>0</b>	<b>0</b>	<b>0</b>	<b>0</b>	<b>1</b>	<b>0</b>	<b>0</b>	<b>0</b>	<b>0</b>	<b>0</b>

# 2016 YEAR IN REVIEW

**2016 RESULTS**

DATE	OPPONENT	W/L	SCORE	ATT
Sept. 3	at UT-San Antonio	L	13-26	22,380
Sept. 10	at Alcorn State*	L	18-21	17,034
Sept. 17	at Southern*	L	6-64	14,199
Sept. 24	Texas Southern*	L	27-31	5860
Oct. 1	Arkansas-Pine Bluff*	W	41-21	4493
Oct. 8	at Prairie View A&M*	L	17-24 (ot)	15,050
Oct. 15	Mississippi Valley State*	W	56-24	1526
Oct. 29	vs. Alabama A&M*	L	41-42 (ot)	63,110
Nov. 5	Jackson State*	W	14-7	7823
Nov. 12	at Grambling State*	L	0-21	15,043
Nov. 24	Miles	W	53-20	18,972

**4-7 (3-6 SWAC)**
**TEAM STATISTICS**

	Alabama State	Opponents
<b>SCORING</b>	<b>280</b>	<b>301</b>
Points Per Game	25.45	27.36
<b>FIRST DOWNS</b>	<b>224</b>	<b>222</b>
Rushing	120	82
Passing	83	118
Penalty	21	22
<b>RUSHING YARDAGE</b>	<b>2425</b>	<b>1460</b>
Yards gained rushing	2805	1703
Yards lost rushing	380	243
Rushing Attempts	481	365
Average Per Rush	5.0	4.0
Average Per Game	220.5	132.7
TDs Rushing	27	17
<b>PASSING YARDAGE</b>	<b>1824</b>	<b>2961</b>
Att-Comp-Int	301-168-9	384-211-11
Average Per Pass	6.06	7.71
Average Per Catch	10.86	14.03
Average Per Game	165.82	269.18
TDs Passing	11	20
<b>TOTAL OFFENSE</b>	<b>4249</b>	<b>4421</b>
Total Plays	782	749
Average Per Play	5.4	5.9
Average Per Game	386.3	401.9
<b>KICK RETURNS: #-Yards</b>	<b>40-733</b>	<b>42-770</b>
<b>PUNT RETURNS: #-Yards</b>	<b>24-361</b>	<b>22-193</b>
<b>INT RETURNS: #-Yards</b>	<b>11-173</b>	<b>9-120</b>
<b>KICK RETURN AVERAGE</b>	<b>18.33</b>	<b>18.33</b>
<b>PUNT RETURN AVERAGE</b>	<b>15.04</b>	<b>8.77</b>
<b>INT RETURN AVERAGE</b>	<b>15.73</b>	<b>13.33</b>
<b>FUMBLES-LOST</b>	<b>14-9</b>	<b>19-11</b>
<b>PENALTIES-Yards</b>	<b>105-1061</b>	<b>99-904</b>
Average Per Game	96.45	82.18
<b>PUNTS-Yards</b>	<b>66-2382</b>	<b>63-2292</b>
Average Per Game	36.09	36.38
Net punt average	32.86	29.38
<b>TIME OF POSSESSION</b>	<b>05:38:28</b>	<b>05:20:34</b>
Average Per Game	30:46	29:09
<b>3RD-DOWN Conversions</b>	<b>60-160</b>	<b>54-148</b>
3rd Down Percentage	37.50 %	36.49 %
<b>4TH-DOWN Conversions</b>	<b>6-20</b>	<b>9-16</b>
4th-Down Percentage	30.00 %	56.25 %
<b>SACKS BY-Yards</b>	<b>20-89</b>	<b>29-196</b>
<b>MISC YARDS</b>	<b>-10</b>	<b>0</b>
<b>TOUCHDOWNS SCORED</b>	<b>40</b>	<b>40</b>
<b>FIELD GOALS-ATTEMPTS</b>	<b>4-7</b>	<b>8-12</b>
<b>ON-SIDE KICKS</b>	<b>1-2</b>	<b>0-1</b>
<b>RED-ZONE SCORES</b>	<b>31-43</b>	<b>30-38</b>
<b>RED-ZONE TOUCHDOWNS</b>	<b>27-43</b>	<b>23-38</b>

**SCORE BY QUARTERS**

	1ST	2ND	3RD	4TH	OT	TOTAL
Alabama State	55	71	93	61	6	286
Opponents	71	55	71	90	14	301

**RUSHING**

	G	ATT	GAIN	LOSS	NET	AVG	TD	LG	YPG
Khalid Thomas	11	179	1269	32	1237	6.9	9	55	112.45
Quinterris Toppings	10	85	453	94	359	4.2	6	73	35.90
Juajuan Young-Battle	9	58	335	164	171	2.9	1	41	19.00
Marquell Beckwith	10	40	213	5	208	5.2	2	27	20.80
Alex Anderson	10	34	158	10	148	4.4	4	17	14.80
Derrel King	9	32	138	11	127	4.0	0	32	14.11
Kenneth Thomas	8	19	88	3	85	4.5	2	13	10.63
David Whitlow	3	7	65	10	55	7.9	2	22	18.33
Josh Davis	7	1	28	0	28	28.0	0	28	4.00
Ezra Gray	6	7	22	1	21	3.0	0	7	3.50
Willis White	10	3	13	5	8	2.7	0	9	0.80
Robert Pritchett III	5	2	13	1	12	6.0	1	13	2.40
Roderick Henderson	11	1	7	0	7	7.0	0	7	0.64
Kadeem Thomas	11	1	2	0	2	2.0	0	2	0.18
Brandon Watkins	7	3	1	6	-5	-1.7	0	1	-0.71
Palmer Graham	11	1	0	1	-1	-1.0	0	0	-0.09
Trevor Vincent	11	1	0	13	-13	-13.0	0	0	-1.18
Team	7	7	0	24	-24	-3.4	0	0	-3.43
<b>TOTAL</b>	<b>11</b>	<b>481</b>	<b>2805</b>	<b>380</b>	<b>2425</b>	<b>5.0</b>	<b>27</b>	<b>73</b>	<b>220.45</b>
<b>Opponents</b>	<b>11</b>	<b>365</b>	<b>1703</b>	<b>243</b>	<b>1460</b>	<b>4.0</b>	<b>17</b>	<b>51</b>	<b>132.73</b>

**PASSING**

	G	EFF	C-A-I	PCT	YDS	TD	LG	AVG
Quinterris Toppings	10	119.67	121-209-7	57.89	1350	9	54	135.00
Juajuan Young-Battle	9	96.88	43-86-2	50.00	449	2	62	49.89
David Whitlow	3	122.00	4-5-0	80.00	25	0	11	8.33
Trevor Vincent	11	0.00	0-1-0	0.00	0	0	0	0.00
<b>TOTAL</b>	<b>11</b>	<b>112.80</b>	<b>168-301-9</b>	<b>55.81</b>	<b>1824</b>	<b>11</b>	<b>62</b>	<b>165.82</b>
<b>Opponents</b>	<b>11</b>	<b>131.18</b>	<b>211-384-11</b>	<b>54.95</b>	<b>2961</b>	<b>20</b>	<b>78</b>	<b>269.18</b>

**RECEIVING**

	G	NO	YDS	AVG	TD	LG	AVG
Willis White	10	36	337	9.36	2	54	33.70
Nygel Lee	11	26	357	13.73	2	62	32.45
Khalid Thomas	11	17	110	6.47	1	35	10.00
Josh Davis	7	15	161	10.73	1	38	23.00
Palmer Graham	11	11	151	13.73	2	36	13.73
Austin Beamus	8	10	117	11.70	1	35	14.63
Loliya Macharry	10	8	111	13.88	0	21	11.10
Marlon Archer	10	7	90	12.86	1	48	9.00
Joe Williams IV	8	7	81	11.57	0	15	8.10
Brandon Barnes	8	5	85	17.00	1	39	10.63
Marquell Beckwith	10	5	31	6.20	0	11	3.10
Alex Anderson	10	5	20	4.00	0	9	2.00
Ezra Gray	6	3	28	9.33	0	11	4.67
Chett LeVay	11	2	42	21.00	0	35	3.82
Robert Pritchett III	5	2	27	13.50	0	25	5.40
Destin Porter	4	2	15	7.50	0	10	3.75
Chris Nelson	8	2	8	4.00	0	5	1.00
Derrel King	9	1	23	23.00	0	23	2.56
Stevie Smiley	9	1	20	20.00	0	20	2.22
Larry Brown III	3	1	9	9.00	0	9	3.00
Darrien Barrett	2	1	5	5.00	0	5	2.50
Kenneth Thomas	8	1	4	4.00	0	4	0.50
Dennis Roberts IV	10	1	1	1.00	0	1	0.10
<b>TOTAL</b>	<b>11</b>	<b>169</b>	<b>1833</b>	<b>10.85</b>	<b>11</b>	<b>62</b>	<b>166.64</b>
<b>Opponents</b>	<b>11</b>	<b>211</b>	<b>2979</b>	<b>14.12</b>	<b>20</b>	<b>78</b>	<b>270.82</b>

# 2016 YEAR IN REVIEW

## TOTAL OFFENSE

	G	PLAYS	RUSH	PASS	TOTAL	AVG/G
Quinterris Toppings	10	294	359	1350	1709	170.9
Khalid Thomas	11	179	1237	0	1237	112.5
Juajuan Young-Battle	9	144	171	449	620	68.9
Marquell Beckwith	10	40	208	0	208	20.8
Alex Anderson	10	34	148	0	148	14.8
Derrel King	9	32	127	0	127	14.1
David Whitlow	3	12	55	25	80	26.7
Josh Davis	7	1	28	0	28	4.0
Aaron Pope	6	7	21	0	21	3.5
Rob Pritchett III	5	2	12	0	12	2.4
Willis White	10	3	8	0	8	0.8
Rod Henderson	11	1	7	0	7	0.6
Kadeem Thomas	11	1	2	0	2	0.2
Palmer Graham	11	1	-1	0	-1	-0.1
Brandon Watkins	7	3	-5	0	-5	-0.7
Trevor Vincent	11	2	-13	0	-13	-1.2
Team	7	7	-24	0	-24	-3.4
<b>Total</b>	<b>11</b>	<b>782</b>	<b>2425</b>	<b>1826</b>	<b>4251</b>	<b>386.5</b>
<b>Opponents</b>	<b>11</b>	<b>748</b>	<b>1452</b>	<b>2968</b>	<b>4420</b>	<b>401.8</b>

## SCORING

	TD	FG	PAT	RUSH	RCV	PASS	DXP	SAF	PTS
Khalid Thomas	10	0	0	0	0	0	0	0	60
David Albert	0	4	32	0	0	0	0	0	44
Quinterris Toppings	6	0	0	0	0	0	0	0	36
Alex Anderson	4	0	0	0	0	0	0	0	24
David Whitlow	2	0	0	0	0	0	0	0	12
Willis White	2	0	0	0	0	0	0	0	12
Palmer Graham	2	0	0	0	0	0	0	0	12
Marquell Beckwith	2	0	0	0	0	0	0	0	12
Kenneth Thomas	2	0	0	0	0	0	0	0	12
Nygel Lee	2	0	0	0	0	0	0	0	12
Ricky Haley	1	0	0	0	0	0	0	0	6
Brandon Barnes	1	0	0	0	0	0	0	0	6
Josh Davis	1	0	0	0	0	0	0	0	6
Bradley Street	1	0	0	0	0	0	0	0	6
Juajuan Young-Battle	1	0	0	0	0	0	0	0	6
Marlon Archer	1	0	0	0	0	0	0	0	6
Robert Pritchett III	1	0	0	0	0	0	0	0	6
Austin Beamus	1	0	0	0	0	0	0	0	6
Derrel King	0	0	0	0	1	0	0	0	2
<b>TOTAL</b>	<b>40</b>	<b>4</b>	<b>32</b>	<b>0</b>	<b>1</b>	<b>0</b>	<b>0</b>	<b>0</b>	<b>286</b>
<b>Opponents</b>	<b>40</b>	<b>8</b>	<b>31</b>	<b>0</b>	<b>3</b>	<b>0</b>	<b>0</b>	<b>0</b>	<b>301</b>

## PUNT RETURNS

	NO	YDS	AVG	TD	LG
Khalid Thomas	21	366	17.43	0	61
Caleb Madden	3	-5	-1.67	0	1
<b>TOTAL</b>	<b>24</b>	<b>361</b>	<b>15.04</b>	<b>0</b>	<b>61</b>
<b>Opponents</b>	<b>22</b>	<b>193</b>	<b>8.77</b>	<b>1</b>	<b>73</b>

## KICK RETURNS

	NO	YDS	AVG	TD	LG
Palmer Graham	23	458	19.91	0	39
Marquell Beckwith	7	124	17.71	0	32
Bradley Street	1	100	100.00	1	100
Destin Porter	2	16	8.00	0	11
Brandon Watkins	1	13	13.00	0	13
Derrel King	1	11	11.00	0	11
Ezra Gray	1	7	7.00	0	7
Treyon Garnett	1	5	5.00	0	5
Kenneth Thomas	1	0	0.00	0	0
Joshua Hill	1	0	0.00	0	0
Dennis Roberts IV	1	-1	-1.00	0	0
<b>TOTAL</b>	<b>40</b>	<b>733</b>	<b>18.33</b>	<b>1</b>	<b>100</b>
<b>Opponents</b>	<b>42</b>	<b>770</b>	<b>18.33</b>	<b>1</b>	<b>94</b>

## INTERCEPTIONS

	NO	YDS	AVG	TD	LG
Therron Presley	2	83	41.50	0	74
Ricky Haley	1	60	60.00	1	60
Kurron Ramsey	1	14	14.00	0	14
Dominique Jackson	1	14	14.00	0	14
Dennis Roberts	1	2	2.00	0	2
Bradley Street	1	0	0.00	0	0
Treyon Garnett	1	0	0.00	0	0
Ronnie Scott	2	0	0.00	0	0
Team	1	0	0.00	0	0
<b>TOTAL</b>	<b>11</b>	<b>173</b>	<b>15.73</b>	<b>1</b>	<b>74</b>
<b>Opponents</b>	<b>9</b>	<b>120</b>	<b>13.33</b>	<b>1</b>	<b>55</b>

## FUMBLE RETURNS

	NO	YDS	AVG	TD	LG
Bradley Street	3	0	0.00	0	0
Treyon Garnett	2	49	24.50	0	49
Dylan Renaker	2	0	0.00	0	0
Robert Brown	1	0	0.00	0	0
Devon Booker	1	0	0.00	0	0
Trey Jenkins	1	0	0.00	0	0
Sam Jenkins	1	0	0.00	0	0
<b>TOTAL</b>	<b>11</b>	<b>49</b>	<b>4.45</b>	<b>0</b>	<b>49</b>
<b>Opponents</b>	<b>9</b>	<b>2</b>	<b>0.22</b>	<b>0</b>	<b>1</b>

## KICKOFFS

	NO	YDS	AVG	TB	OB
Trevor Vincent	50	2748	55.0	4	1
<b>TOTAL</b>	<b>50</b>	<b>2748</b>	<b>55.0</b>	<b>4</b>	<b>1</b>
<b>Opponents</b>	<b>55</b>	<b>2988</b>	<b>54.3</b>	<b>9</b>	<b>4</b>

## PUNTING

	NO	YDS	AVG	LG	TB	FC	120	50+	BLK
Trevor Vincent	62	2306	37.19	60	1	13	19	2	2
Adam Shepherd	2	76	38.00	51	0	0	1	1	0
Team	2	0	0.00	0	0	0	0	0	0
<b>TOTAL</b>	<b>66</b>	<b>2382</b>	<b>36.09</b>	<b>60</b>	<b>1</b>	<b>13</b>	<b>20</b>	<b>3</b>	<b>2</b>
<b>Opponents</b>	<b>63</b>	<b>2292</b>	<b>36.38</b>	<b>57</b>	<b>4</b>	<b>25</b>	<b>20</b>	<b>5</b>	<b>0</b>

## FIELD GOALS

	MD-ATT	PCT	1-19	20-29	30-39	40+	LG	BLK
David Albert	3-4	0.8	0	1	3	0	0	32
Trevor Vincent	0-1	0.0	0	0	1	0	0	36
<b>TOTAL</b>	<b>3-5</b>	<b>0.6</b>	<b>0</b>	<b>1</b>	<b>4</b>	<b>0</b>	<b>0</b>	<b>36</b>
<b>Opponents</b>	<b>9-14</b>	<b>0.6</b>	<b>0</b>	<b>3</b>	<b>8</b>	<b>3</b>	<b>0</b>	<b>49</b>

## FIELD GOALS SEQUENCE

	ASU	OPP
Texas-San Antonio	-	-
Alcorn State	(27),35	-
Southern	-	(23)
Texas Southern	(30),(23)	(30),(40),(49)
Arkansas-Pine Bluff	30	-
Prairie View A&M	(32)	35,(37)
Mississippi Valley State	-	(33)
Alabama A&M	-	(24),(30),33
Jackson State	36	32
Grambling State	-	46
Miles	-	-

Numbers in parentheses indicate field goal was made

## 2016 YEAR IN REVIEW

### ALL-PURPOSE YARDS (by yards)

	G	RUSH	REC	PR	KR	IR	TOT	AVG/G
Khalid Thomas	11	1237	110	366	0	0	1713	155.7
Palmer Graham	11	-1	151	0	458	0	608	55.3
Quinterrius Toppings	10	359	0	0	0	0	359	35.9
Nygel Lee	11	0	357	0	0	0	357	32.5
Willis White	10	8	337	0	0	0	345	34.5
Davian Brantley	9	120	9	0	86	0	215	23.9
Josh Davis	7	28	161	0	0	0	189	27.0
Alex Anderson	10	148	20	0	0	0	168	16.8
Derrel King	9	127	23	0	11	0	161	17.9
Jajuan Young-Battle	9	171	0	0	0	0	171	19.0
Marquell Beckwith	2	88	22	0	38	0	148	74.0
Austin Beamus	8	0	117	0	0	0	117	14.6
Laliya Macharry	10	0	111	0	0	0	111	11.1
Bradley Street	3	0	0	0	100	0	100	33.3
Marlon Archer	10	0	92	0	0	0	92	9.2
Kenneth Thomas	8	85	4	0	0	0	89	11.1
Brandon Barnes	8	0	85	0	0	0	85	10.6
Therron Presley	10	0	0	0	0	83	83	8.3
Joe Williams IV	8	0	72	0	0	0	72	9.0
Ricky Haley	10	0	0	0	0	60	60	6.0
Aaron Pope	6	21	28	0	7	0	56	9.3
David Whitlow	3	55	0	0	0	0	55	18.3
Chett LeVay	11	0	42	0	0	0	42	3.8
Rob Pritchett III	5	12	27	0	0	0	39	7.8
Destin Porter	4	0	15	0	16	0	31	7.8
Stevie Smiley	9	0	20	0	0	0	20	2.2
Dominique Jackson	11	0	0	0	0	14	14	1.3
Kurron Ramsey	11	0	0	0	0	14	14	1.3
Larry Brown III	3	0	9	0	0	0	9	3.0
Chris Nelson	8	0	8	0	0	0	8	1.0
Brandon Watkins	7	-5	0	0	13	0	8	1.1
Rod Henderson	11	7	0	0	0	0	7	0.6
Treyon Garnett	8	0	0	0	5	0	5	0.6
Manny Holmes	1	0	5	0	0	0	5	5.0
Dennis Roberts IV	10	0	1	0	-1	2	2	0.2
Kadeem Thomas	11	2	0	0	0	0	2	0.2
Caleb Madden	9	0	0	-5	0	0	-5	-0.6
Trevor Vincent	11	-13	0	0	0	0	-13	-1.2
Team	7	-24	0	0	0	0	-24	-3.4
<b>TOTAL</b>	<b>11</b>	<b>2425</b>	<b>1826</b>	<b>361</b>	<b>733</b>	<b>173</b>	<b>5518</b>	<b>501.6</b>
<b>Opponents</b>	<b>11</b>	<b>1452</b>	<b>2986</b>	<b>193</b>	<b>770</b>	<b>120</b>	<b>5521</b>	<b>501.9</b>

# 2016 YEAR IN REVIEW

## DEFENSIVE STATISTICS

	GP	UA	AT	TT	TFL-YDS	SACK-YDS	INT-YDS	PBU	PD	QBH	FR-YDS	FF	BLK	SAF
Kourtney Berry	10	29	37	66	6.0-16	1.5-9	0-0	1	0	1	0-0	3	0	0
Darron Johnson	11	41	25	66	7.0-23	2.0-14	0-0	1	0	6	0-0	1	0	0
Bradley Street	11	22	23	45	5.0-14	2.0-7	1-0	1	0	1	3-0	0	0	0
Treyon Garnett	11	26	19	45	0-0	0-0	1-0	4	0	0	2-49	1	0	0
Ronnie Scott	11	32	10	42	2.0-5	0-0	3-0	12	0	0	0-0	0	0	0
Dominique Jackson	11	20	21	41	9.0-35	1.0-7	1-14	2	0	0	0-0	0	0	0
Ishmael Aurismond	11	18	20	38	4.5-13	1.0-6	0-0	1	0	4	0-0	0	0	0
Roderick Henderson	11	17	18	35	12.5-36	1.0-6	0-0	0	0	6	0-0	0	2	0
Karron Ramsey	11	19	15	34	1.0-1	0-0	1-14	4	0	0	0-0	0	0	0
Therron Presley	10	21	12	33	0.5-1	0-0	2-83	10	0	0	0-0	3	0	0
Andre Wilson	11	13	19	32	5.5-19	4.5-14	0-0	0	0	1	0-0	1	0	0
Joshua Hill	11	22	9	31	1.0-7	0-0	0-0	6	0	0	0-0	0	0	0
Jarkeith Ruffin	11	14	8	22	0.5-4	0-0	1-0	0	0	0	0-0	0	0	0
Ricky Haley	10	9	11	20	1.0-3	1.0-0	1-60	2	0	5	0-0	0	0	0
Torrey Davis	11	9	8	17	4.0-12	2.0-8	0-0	1	0	0	0-0	0	0	0
Malik Bridgers	10	4	11	15	1.5-2	1.0-1	0-0	0	0	0	0-0	0	0	0
Garrett Oden	11	7	8	15	4.5-25	3.0-21	0-0	1	0	1	0-0	0	0	0
Daniel McGhie	11	4	7	11	2.0-2	0-0	0-0	1	0	1	0-0	0	0	0
Dennis Roberts IV	10	8	2	10	0-0	0-0	0-2	4	0	0	0-0	0	0	0
Robert Easterwood	7	8	1	9	0-0	0-0	0-0	0	0	0	0-0	0	0	0
Caleb Madden	9	5	4	9	0-0	0-0	0-0	0	0	0	0-0	1	0	0
Caleb Smith	10	5	3	8	2.0-6	0-0	0-0	0	0	0	0-0	0	0	0
Devin Santana	7	1	7	8	0.5-2	0-0	0-0	0	0	3	0-0	0	0	0
Robert Brown	11	4	3	7	1.0-3	0-0	0-0	0	0	1	1-0	0	0	0
Dreyvon Mitchell	4	3	3	6	0-0	0-0	0-0	0	0	0	0-0	0	0	0
Ed Murray	10	3	2	5	0-0	0-0	0-0	0	0	0	0-0	0	0	0
Davian Brantley	6	4	1	5	1.0-2	0-0	0-0	0	0	0	0-0	0	0	0
Kadeem Thomas	11	3	2	5	0-0	0-0	0-0	0	0	0	0-0	0	0	0
Ja'Quez Bowser	5	4	0	4	0-0	0-0	0-0	1	0	0	0-0	0	0	0
Bryce Coley	10	2	2	4	1.0-1	0-0	0-0	0	0	0	0-0	0	0	0
Dylan Renaker	11	2	2	4	0-0	0-0	0-0	0	0	0	2-0	0	0	0
Kenyan Davis	7	2	1	3	0-0	0-0	0-0	0	0	0	0-0	0	0	0
Daniel Rincon	4	3	0	3	0-0	0-0	0-0	0	0	0	0-0	0	0	0
Craig Bell	2	0	3	3	0-0	0-0	0-0	0	0	0	0-0	0	0	0
Alex Anderson	10	2	0	2	0-0	0-0	0-0	0	0	1	0-0	0	0	0
Ezra Gray	6	1	1	2	0-0	0-0	0-0	0	0	0	0-0	0	0	0
Palmer Graham	11	2	0	2	0-0	0-0	0-0	0	0	0	0-0	0	0	0
Devon Booker	9	1	1	2	0-0	0-0	0-0	0	0	0	1-0	0	0	0
Jordan Williams	11	1	1	2	0-0	0-0	0-0	0	0	0	0-0	0	0	0
Jimmy Ferrell	4	1	0	1	0-0	0-0	0-0	0	0	0	0-0	0	0	0
Manny Holmes	2	1	0	1	0-0	0-0	0-0	0	0	0	0-0	0	0	0
Darrien Barrett	2	1	0	1	0-0	0-0	0-0	0	0	0	0-0	0	0	0
Josh Davis	7	1	0	1	0-0	0-0	0-0	0	0	0	0-0	0	0	0
Trey Jenkins	1	0	1	1	0-0	0-0	0-0	0	0	0	1-0	0	0	0
Kenneth Thomas	8	0	1	1	0-0	0-0	0-0	0	0	0	0-0	0	0	0
Gary Howard	9	1	0	1	0-0	0-0	0-0	0	0	0	0-0	0	0	0
Kerry Williams	10	1	0	1	0-0	0-0	0-0	0	0	0	0-0	0	0	0
Jylan Ware	11	1	0	1	0-0	0-0	0-0	0	0	0	0-0	0	0	0
Nygel Lee	11	1	0	1	0-0	0-0	0-0	0	0	0	0-0	0	0	0
Brandon Watkins	7	0	0	0	0-0	0-0	0-0	1	0	0	0-0	0	0	0
Edward Sanders	10	0	0	0	0-0	0-0	0-0	0	0	1	0-0	0	0	0
Sam Jenkins	7	0	0	0	0-0	0-0	0-0	0	0	0	1-0	0	0	0
<b>TOTAL</b>	<b>11</b>	<b>399</b>	<b>322</b>	<b>721</b>	<b>73.0-232</b>	<b>20.0-93</b>	<b>11-173</b>	<b>53</b>	<b>0</b>	<b>32</b>	<b>11-49</b>	<b>10</b>	<b>2</b>	<b>0</b>
<b>Opponents</b>	<b>11</b>	<b>501</b>	<b>270</b>	<b>771</b>	<b>77.0-339</b>	<b>29.0-196</b>	<b>9-120</b>	<b>45</b>	<b>0</b>	<b>16</b>	<b>9-2</b>	<b>6</b>	<b>3</b>	<b>0</b>



## 2016 YEAR IN REVIEW

## GAME-BY-GAME STATISTICS

GAME	FINAL SCORE	QUARTERS					FIRST DOWNS		RUSHING NO-YDS-TD	PASSING			TOT OFF ATT-YDS	PUNTS NO-AVG	F-FL	PENALTIES NO-YDS	FIELD GOALS	
		1	2	3	4	OT	R-P-PE	TOT		C-A-I	YDS	TD					NO	TOP
Alabama State	13	7	0	0	6	0	9-5-0	14	37-145-1	13-23-0	142	1	60-287	9-36.4	2-1	13-79	0	30:29
UT-San Antonio	26	6	8	6	6	0	7-12-1	20	34-162-2	22-33-1	287	2	67-449	5-34.8	4-3	8-80	0	29:31
Alabama State	18	0	10	0	8	0	11-2-7	20	50-214-0	9-21-0	69	2	71-283	7-35.0	2-1	6-100	1	35:22
Alcorn State	21	7	0	7	7	0	12-8-4	24	39-213-3	11-24-0	134	0	63-347	5-37.0	5-3	13-137	0	24:38
Alabama State	6	0	0	0	6	0	9-12-0	21	34-143-1	28-47-3	273	0	81-416	6-38.3	3-3	13-126	0	36:16
Southern	64	14	20	13	17	64	11-12-1	24	33-192-3	16-29-1	349	4	62-541	2-38.5	0-0	5-38	1	23:44
Texas Southern	31	3	3	10	15	0	5-8-2	15	30-67-0	14-26-1	236	2	56-303	3-41.0	1-1	7-50	3	29:51
Alabama State	27	0	17	10	0	0	5-15-0	20	36-122-2	21-31-1	323	1	67-445	5-37.2	1-0	13-146	2	30:09
Arkansas-Pine Bluff	21	7	0	7	7	0	4-15-1	20	31-31-1	29-38-0	373	2	69-404	5-45.2	3-1	12-162	0	32:08
Alabama State	41	7	14	7	13	0	15-8-3	26	45-244-5	16-26-1	149	1	71-393	3-37.0	0-0	7-93	0	27:52
Alabama State	17	14	3	0	0	0	7-10-0	17	48-152-2	17-32-0	129	0	80-281	8-41.2	1-1	9-105	1	33:10
Prairie View A&M	24	0	7	7	3	7	7-11-4	22	35-163-2	17-40-2	275	1	75-438	5-35.4	3-2	8-57	1	26:50
Mississippi Valley St.	24	3	7	0	14	0	3-13-2	18	28-108-1	20-35-4	294	2	63-402	4-38.5	2-1	9-115	1	27:52
Alabama State	56	7	21	14	14	0	16-9-3	28	54-346-6	12-23-3	212	2	77-558	3-25.3	0-0	5-27	0	32:08
Alabama State	41	14	0	21	0	6	18-1-0	19	49-391-5	4-15-1	60	1	64-451	6-35.2	1-0	8-43	0	25:16
Alabama A&M	42	3	10	14	8	7	15-9-1	25	48-255-3	20-36-0	297	2	84-552	7-35.3	0-0	2-7	2	34:44
Jackson State	7	0	0	7	0	0	6-10-1	17	24-60-0	24-44-0	234	1	68-294	9-32.2	0-0	12-86	0	30:44
Alabama State	14	0	0	7	7	0	10-6-4	20	45-172-1	12-21-0	125	1	66-297	8-34.5	1-0	2-26	0	28:30
Alabama State	0	0	0	0	0	0	10-8-1	19	40-205-0	19-38-0	176	0	78-381	7-36.4	1-1	16-216	0	32:19
Grambling State	21	14	0	0	7	0	7-10-4	21	35-126-1	17-36-1	226	2	71-352	6-32.7	1-0	5-44	0	27:29
Miles	20	14	0	0	6	0	5-10-1	16	28-83-1	21-43-1	256	2	71-339	12-36.9	0-0	18-128	0	33:03
Alabama State	53	6	6	34	7	0	10-7-3	20	43-291-4	17-24-0	166	2	67-457	4-33.5	2-2	13-100	0	26:57

## GAME-BY-GAME OFFENSIVE STARTERS

	WR	LT	LG	C	RG	RT	TE/WR	WR	WR/TE	QB	RB
UT-San Antonio	Davis	Ware	Baptiste	K. Williams	Powell	Howard	Smiley	Archer	LeVay	Young-Battle	Thomas
Alcorn State	Davis	Ware	Baptiste	K. Williams	Jenkins	Howard	Smiley	White	LeVay	Toppings	Thomas
Southern	Lee	J. Williams	Baptiste	K. Williams	Sanders	Howard	Smiley	Garnett	Archer	Toppings	Thomas
Texas Southern	Smiley	Ware	Sanders	K. Williams	Powell	Howard	Barnes	Archer	White	Toppings	Thomas
Arkansas-Pine Bluff	White	Ware	Sanders	Jenkins	Powell	Howard	Archer	Beamus	Lee	Toppings	Thomas
Prairie View A&M	Archer	Ware	Baptiste	Haley	Powell	Howard	Smiley	LeVay	Davis	Toppings	Thomas
Mississippi Valley State	White	Ware	Baptiste	K. Williams	Jenkins	Sanders	Barnes	Williams	Beamus	Toppings	Thomas
Alabama A&M	White	Ware	Baptiste	K. Williams	Powell	Sanders	Macharry	Beamus	Lee	Toppings	Thomas
Jackson State	White	Ware	Baptiste	K. Williams	J. Williams	Sanders	Smiley	Beamus	LeVay	Young-Battle	Thomas
Grambling State	White	Ware	Baptiste	K. Williams	Jenkins	Howard	Smiley	Davis	LeVay	Toppings	Thomas
Miles	Lee	Ware	J. Williams	K. Williams	Powell	Sanders	Barnes	Beamus	Macharry	Toppings	Thomas

## GAME-BY-GAME DEFENSIVE STARTERS

	DE	DT/DE	NG	DE/LB	WLB	MLB	SLB/NB	CB	SS	FS	CB
UT-San Antonio	Aurismond	Brown	Henderson	Santana	Davis	Bridgers	Jackson	Scott	Jenkins	Garnett	Presley
Alcorn State	Aurismond	McGhie	Henderson	Santana	Brown	Bridgers	Jackson	Scott	Jackson	Garnett	Presley
Southern	Aurismond	Brown	Henderson	Santana	Davis	Berry	Street	Scott	Ramsey	Garnett	Presley
Texas Southern	Haley	Brown	Henderson	Haley	Johnson	Berry	Jackson	Scott	Aurismond	Ramsey	Presley
Arkansas-Pine Bluff	Aurismond	Santana	Henderson	Coley	Jackson	Berry	Street	Scott	Garnett	Ramsey	Presley
Prairie View A&M	McGhie	Brown	Henderson	Haley	Johnson	Berry	Jackson	Scott	Aurismond	Garnett	Presley
Mississippi Valley State	Aurismond	Oden	Henderson	Haley	Johnson	Berry	Jackson	Scott	Ramsey	Garnett	Presley
Alabama A&M	Aurismond	Oden	Henderson	Haley	Johnson	Berry	Jackson	Scott	Ramsey	Garnett	Presley
Jackson State	Aurismond	Oden	Henderson	Haley	Johnson	Berry	Jackson	Scott	Hill	Garnett	Presley
Grambling State	Santana	Brown	Henderson	McGhie	Johnson	Berry	Jackson	Scott	Aurismond	Garnett	Presley
Miles	Aurismond	Oden	Henderson	Haley	Johnson	Berry	Jackson	Bowser	Hill	Garnett	Davis

# 2016 YEAR IN REVIEW

**GAME-BY-GAME PASSING**

TOPPINGS	COMP	ATT	INT	PCT	YDS	TD	LG	SACKS	YOUNG-BATTLE	COMP	ATT	INT	PCT	YDS	TD	LG	SACKS
UT-San Antonio	2	5	0	40.0	40	1	36	0	UT-San Antonio	11	18	0	61.1	102	0	23	6
Alcorn State	9	21	0	42.9	69	2	21	3	Alcorn State	- did not play -							
Southern	24	41	3	58.5	248	0	39	1	Southern	- did not play -							
Texas Southern	21	31	1	67.7	323	1	54	1	Texas Southern	- did not play -							
Arkansas-Pine Bluff	15	25	1	60.0	144	1	26	1	Arkansas-Pine Bluff	1	1	0	100.0	5	0	5	0
Prairie View A&M	17	30	0	56.7	129	0	37	2	Prairie View A&M	0	2	0	0.0	0	0	0	0
Mississippi Valley State	10	16	2	62.5	155	1	35	0	Mississippi Valley State	2	7	1	28.6	57	1	48	2
Alabama A&M	3	10	0	30.0	60	1	44	1	Alabama A&M	1	5	1	20.0	0	0	0	0
Jackson State	- did not play -								Jackson State	12	21	0	57.1	125	1	35	4
Grambling State	3	6	0	50.0	16	0	11	1	Grambling State	16	32	0	50.0	160	0	62	3
Miles	17	24	0	70.8	166	2	35	1	Miles	- did not play -							

WHITLOW	COMP	ATT	INT	PCT	YDS	TD	LG	SACKS	VINCENT	COMP	ATT	INT	PCT	YDS	TD	LG	SACKS
UT-San Antonio	- did not play -								UT-San Antonio	- did not play -							
Alcorn State	- did not play -								Alcorn State	- did not play -							
Southern	4	5	0	80.0	25	0	11	0	Southern	0	1	0	0.0	0	0	0	0
Texas Southern	0	0	0	0.0	0	0	0	1	Texas Southern	- did not play -							

**GAME-BY-GAME RUSHING (No.-Yards-TD)**

Rushing	NO-YDS-TD	UTSA	ALCORN	SOUTHERN	TSU	UAPB	PVAMU	MVSU	AAMU	JSU	GSU	MILES
Thomas	179-1269-9	12-94-1	7-22-0	8-86-0	17-88-1	22-143-2	21-106-1	16-150-1	24-175-1	18-109-0	17-119-0	17-177-2
Toopings	85-453-6	2-10-0	18-68-0	9-21-0	12-44-0	7-41-2	12-33-1	7-46-1	6-144-1	DNP	1-0-0	11-46-1
Young-Battle	58-335-1	12-28-0	DNP	DNP	DNP	1-16-0	5-11-0	5-57-1	5-44-0	18-94-0	12-85-0	DNP
Beckwith	40-213-2	6-31-0	5-24-0	DNP	DNP	DNP	DNP	4-14-0	6-44-2	5-12-0	6-40-0	8-48-0
Anderson	34-158-4	DNP	5-7-0	2-0-0	1-6-0	5-33-0	2-4-0	6-32-1	4-21-1	2-18-1	3-13-0	4-30-1
King	32-138-0	2-10-0	14-74-0	2-7-0	2-5-0	4-8-0	5-17-0	DNP	2-6-0	DNP	1-11-0	DNP
Ken. Thomas	19-88-2	2-5-0	DNP	4-26-0	3-17-1	4-23-1	DNP	6-17-0	DNP	DNP	DNP	DNP
Whitlow	19-88-2	DNP	DNP	5-43-0	1-0-0	DNP	DNP	1-22-1	DNP	DNP	DNP	DNP
Davis	1-28-0	DNP	1-28-0	DNP	DNP	DNP	DNP	DNP	DNP	DNP	DNP	DNP
Gray	7-22-0	DNP	DNP	1-1-0	DNP	DNP	DNP	5-16-0	DNP	1-0-0	DNP	DNP
White	3-13-0	DNP	DNP	1-9-0	DNP	1-0-0	1-4-0	DNP	DNP	DNP	DNP	DNP
Pritchett	2-13-1	DNP	DNP	DNP	DNP	DNP	DNP	2-13-1	DNP	DNP	DNP	DNP
Henderson	1-7-0	DNP	DNP	DNP	DNP	DNP	DNP	DNP	DNP	DNP	DNP	1-7-0
Kad. Thomas	1-2-0	DNP	DNP	DNP	DNP	DNP	DNP	DNP	DNP	DNP	DNP	1-2-0
Watkins	3-1-0	1-1-0	DNP	1-0-0	DNP	DNP	1-0-0	DNP	DNP	DNP	DNP	DNP
Graham	1-0-0	DNP	DNP	DNP	DNP	DNP	1-0-0	DNP	DNP	DNP	DNP	DNP
Vincent	1-0-0	DNP	DNP	DNP	DNP	DNP	DNP	DNP	1-0-0	DNP	DNP	DNP

**GAME-BY-GAME RECEIVING (No.-Yards-TD)**

Receiving	NO-YDS-TD	UTSA	ALCORN	SOUTHERN	TSU	UAPB	PVAMU	MVSU	AAMU	JSU	GSU	MILES
White	36-337-2	2-10-0	2-24-0	3-21-0	8-132-0	4-16-0	6-30-0	3-32-1	1-44-1	DNP	3-6-0	DNP
Lee	26-357-2	1-8-0	2-10-1	3-70-0	3-62-0	2-31-1	3-24-0	DNP	2-16-0	3-29-0	7-107-0	DNP
Thomas	17-110-1	1-8-0	1-9-1	3-(-3)-1	2-17-0	1-8-0	2-10-0	DNP	1-0-0	3-48-0	1-7-0	2-6-0
Davis	15-161-1	4-38-0	2-14-0	3-40-0	4-58-0	DNP	DNP	DNP	DNP	DNP	2-11-0	DNP
Graham	11-151-2	1-36-1	DNP	1-4-0	1-13-0	1-5-0	1-9-0	DNP	DNP	1-23-1	DNP	5-61-0
Beamus	10-117-1	1-4-0	DNP	DNP	DNP	1-15-0	3-38-0	DNP	DNP	DNP	DNP	5-60-1
Macharry	8-111-0	DNP	DNP	3-19-0	1-20-0	1-21-0	DNP	2-32-0	DNP	DNP	2-14-0	1-13-0
Archer	7-90-1	DNP	DNP	3-19-0	DNP	1-8-0	1-5-0	1-48-0	DNP	DNP	1-10-0	DNP
Williams	6-72-0	1-9-0	DNP	2-21-0	DNP	2-27-0	DNP	1-15-0	DNP	4-22-0	DNP	DNP
Barnes	5-85-1	DNP	DNP	1-39-0	DNP	1-19-0	1-13-0	1-9-0	DNP	DNP	DNP	1-5-0
Beckwith	5-31-0	1-6-0	DNP	DNP	DNP	DNP	DNP	DNP	DNP	1-3-0	2-11-0	1-11-0
Anderson	5-20-0	DNP	DNP	2-14-0	DNP	2-(-1)-0	DNP	1-7-0	DNP	DNP	DNP	DNP
Gray	3-28-0	DNP	DNP	3-28-0	DNP	DNP	DNP	DNP	DNP	DNP	DNP	DNP
LeVay	2-42-0	DNP	1-7-0	DNP	DNP	DNP	DNP	1-35-0	DNP	DNP	DNP	DNP
Pritchett	2-27-0	DNP	DNP	1-2-0	DNP	DNP	DNP	1-25-0	DNP	DNP	DNP	DNP
Porter	2-15-0	DNP	DNP	DNP	DNP	DNP	DNP	DNP	DNP	DNP	1-10-0	1-5-0
Nelson	2-8-0	DNP	1-5-0	1-3-0	DNP	DNP	DNP	DNP	DNP	DNP	DNP	DNP
King	1-23-0	1-23-0	DNP	DNP	DNP	DNP	DNP	DNP	DNP	DNP	DNP	DNP
Smiley	1-20-0	DNP	DNP	DNP	1-20-0	DNP	DNP	DNP	DNP	DNP	DNP	DNP
Brown	1-9-0	DNP	DNP	DNP	DNP	DNP	DNP	1-9-0	DNP	DNP	DNP	DNP
Barrett	1-5-0	DNP	DNP	DNP	DNP	DNP	DNP	DNP	DNP	DNP	DNP	1-5-0
Ken. Thomas	1-4-0	DNP	DNP	1-4-0	DNP	DNP	DNP	DNP	DNP	DNP	DNP	DNP
Roberts	1-1-0	DNP	DNP	DNP	1-1-0	DNP	DNP	DNP	DNP	DNP	DNP	DNP

# 2016 YEAR IN REVIEW

**GAME-BY-GAME TACKLES (UT-A-TT)**

Tackles	UT-A-TT	UTSA	ALCORN	SOUTHERN	TSU	UAPB	PVAMU	MVSU	AAMU	JSU	GSU	MILES
Berry	29-37-66	DNP	4-6-10	2-3-5	1-4-5	1-3-4	3-4-7	4-3-7	3-6-9	3-6-9	4-0-4	4-2-6
Johnson	41-25-66	7-1-8	1-4-5	2-2-4	3-3-6	6-1-7	7-0-7	1-3-4	2-4-6	2-6-8	7-0-7	3-1-4
Garnett	26-19-45	1-0-1	4-3-7	2-3-5	3-1-4	2-2-4	4-3-7	1-1-2	1-3-4	2-3-5	3-0-3	3-0-3
Street	22-23-45	3-4-7	1-1-2	3-3-6	1-2-3	3-2-5	0-5-5	DNP	6-1-7	0-2-2	1-0-1	2-1-3
Scott	32-10-42	3-2-5	1-1-2	2-1-3	1-2-3	4-0-4	2-0-2	4-0-4	3-3-6	0-4-4	3-0-3	5-1-6
Jackson	20-21-41	4-1-5	1-0-1	1-2-3	4-1-5	3-1-4	0-1-1	1-6-7	4-1-5	1-3-4	3-0-3	1-0-1
Aurismond	18-20-38	1-3-4	2-2-4	2-1-3	1-1-2	2-2-4	DNP	1-3-4	3-3-6	0-3-3	6-0-6	0-2-2
Henderson	17-18-35	0-1-1	2-2-4	0-2-2	2-2-4	1-1-2	3-0-3	2-1-3	1-2-3	1-6-7	2-0-2	3-1-4
Ramsey	19-15-34	2-1-3	3-2-5	3-1-4	1-1-2	3-2-5	2-2-4	2-2-4	1-2-3	1-0-1	1-0-1	0-2-2
Presley	21-12-33	5-3-8	2-3-5	0-1-1	DNP	5-4-9	1-0-1	2-1-3	4-0-4	2-0-2	DNP	DNP
Wilson	13-19-32	0-2-2	0-1-1	0-1-1	1-2-3	4-3-7	2-1-3	0-2-2	0-4-4	0-1-1	4-0-4	2-2-4
Ruffin	14-8-22	DNP	1-0-1	0-1-1	2-1-3	3-3-6	2-1-3	2-2-4	DNP	1-0-1	DNP	3-0-3
Hill	22-9-31	0-1-1	1-0-1	6-2-8	0-0-0	0-1-1	1-3-4	0-1-1	4-0-4	6-1-7	3-0-3	1-0-1
Haley	9-11-20	DNP	0-3-3	DNP	3-1-4	0-1-1	2-1-3	1-0-1	2-3-5	1-2-3	DNP	0-0-0
T. Davis	9-8-17	0-3-3	1-3-4	1-0-1	1-0-1	1-0-1	0-1-1	2-0-2	2-1-3	DNP	DNP	2-0-2
Oden	7-8-15	0-1-1	DNP	1-1-2	0-1-1	3-0-3	DNP	DNP	1-2-3	0-1-1	1-0-1	1-2-3
Bridgers	4-11-15	1-5-6	1-1-2	0-1-1	1-0-1	0-1-1	1-2-3	0-1-1	DNP	DNP	DNP	DNP
McGhie	4-7-11	DNP	1-2-3	DNP	DNP	DNP	DNP	1-2-3	0-1-1	0-2-2	2-0-2	0-0-0
Roberts	8-2-10	DNP	DNP	DNP	0-1-1	DNP	0-0-0	DNP	DNP	2-0-2	4-0-4	2-1-3
Easterwood	8-1-9	DNP	1-0-1	DNP	DNP	DNP	DNP	2-1-3	2-0-2	1-0-1	1-0-1	1-0-1
Madden	5-4-9	DNP	DNP	DNP	3-2-5	DNP	1-2-3	1-0-1	DNP	DNP	DNP	DNP
Smith	5-3-8	1-0-1	2-0-2	DNP	0-1-1	0-1-1	DNP	DNP	1-1-2	DNP	DNP	1-0-1
Santana	1-7-8	0-1-1	0-2-2	0-2-2	DNP	1-2-3	0-0-0	DNP	DNP	DNP	DNP	DNP
Brown	4-3-7	0-0-0	0-1-1	0-1-1	DNP	0-1-1	0-0-0	1-0-1	1-0-1	DNP	2-0-2	DNP
Mitchell	3-3-6	0-2-2	1-1-2	DNP	DNP	DNP	DNP	1-0-1	DNP	DNP	DNP	1-0-1
Brantley	4-1-5	3-0-3	DNP	DNP	DNP	DNP	DNP	0-1-1	DNP	DNP	DNP	1-0-1
Murray	3-2-5	1-0-1	DNP	1-0-1	0-1-1	1-0-1	DNP	DNP	0-1-1	DNP	DNP	DNP
Kad. Thomas	3-2-5	DNP	DNP	DNP	DNP	DNP	DNP	DNP	DNP	1-0-1	DNP	2-0-2
Bowser	4-0-4	DNP	DNP	DNP	DNP	1-0-1	1-0-1	DNP	DNP	DNP	DNP	2-0-2
Coley	2-2-4	0-2-2	DNP	DNP	DNP	DNP	1-0-1	1-0-1	DNP	DNP	DNP	DNP
Renaker	2-2-4	0-1-1	0-0-0	DNP	0-1-1	1-0-1	DNP	DNP	DNP	1-0-1	DNP	DNP
Rincon	3-0-3	DNP	DNP	DNP	DNP	DNP	DNP	DNP	DNP	DNP	DNP	3-0-3
K. Davis	2-1-3	DNP	DNP	DNP	DNP	DNP	0-1-1	DNP	1-0-1	DNP	DNP	1-0-1
Bell	0-3-3	0-1-1	DNP	DNP	0-2-2	DNP	DNP	DNP	DNP	DNP	DNP	DNP
Anderson	2-0-2	DNP	0-0-0	DNP	DNP	1-0-1	DNP	DNP	DNP	DNP	1-0-1	DNP
Graham	2-0-2	DNP	DNP	DNP	DNP	1-0-0	DNP	DNP	DNP	1-0-1	DNP	DNP
Booker	1-1-2	1-0-1	DNP	DNP	0-0-0	DNP	0-1-1	DNP	DNP	DNP	DNP	DNP
Gray	1-1-2	DNP	DNP	DNP	DNP	DNP	DNP	DNP	0-1-1	DNP	DNP	1-0-1
J. Williams	1-1-2	DNP	DNP	DNP	DNP	1-0-1	DNP	DNP	DNP	DNP	DNP	0-1-1
Kha. Thomas	0-2-2	0-2-2	DNP	DNP	DNP	DNP	DNP	DNP	DNP	DNP	DNP	DNP
Barrett	1-0-1	DNP	DNP	DNP	DNP	DNP	1-0-1	DNP	DNP	DNP	DNP	DNP
Ferrell	1-0-1	DNP	DNP	DNP	DNP	1-0-1	DNP	DNP	DNP	DNP	DNP	DNP
Holmes	1-0-1	DNP	1-0-1	DNP	DNP	DNP	DNP	DNP	DNP	DNP	DNP	DNP
Howard	1-0-1	DNP	DNP	DNP	DNP	DNP	DNP	DNP	DNP	DNP	DNP	1-0-1
Lee	1-0-1	DNP	DNP	DNP	1-0-1	DNP	DNP	DNP	DNP	DNP	DNP	DNP
Ware	1-0-1	DNP	DNP	DNP	DNP	DNP	DNP	DNP	DNP	DNP	DNP	1-0-1
K. Williams	1-0-1	DNP	DNP	1-0-1	DNP	DNP	DNP	DNP	DNP	DNP	DNP	DNP
T. Jenkins	0-1-1	0-1-1	DNP	DNP	DNP	DNP	0-0-0	DNP	DNP	DNP	DNP	DNP
Ken. Thomas	0-1-1	DNP	DNP	DNP	DNP	0-1-1	DNP	DNP	DNP	DNP	DNP	DNP
S. Jenkins	0-0-0	DNP	DNP	DNP	DNP	DNP	0-0-0	DNP	DNP	DNP	DNP	DNP
Sanders	0-0-0	DNP	DNP	DNP	DNP	DNP	DNP	0-0-0	DNP	DNP	DNP	DNP
Watkins	0-0-0	DNP	DNP	DNP	DNP	DNP	DNP	DNP	DNP	DNP	0-0-0	DNP

# 2016 YEAR IN REVIEW

## GAME-BY-GAME TACKLES FOR LOSS (TFL-YDS)

Tackles	TFL-YDS	UTSA	ALCORN	SOUTHERN	TSU	UAPB	PVAMU	MVSU	AAMU	JSU	GSU	MILES
Henderson	12.5-36	0.5-0	1.5-2	0.5-3	1.5-7	1.0-1	2.0-7	1.5-3	DNP	2.0-9	1.0-2	1.0-2
Jackson	9.0-35	DNP	1.0-1	2.0-10	2.5-8	1.0-7	0.5-3	DNP	1.0-1	DNP	DNP	1.0-5
Johnson	7.0-23	1.0-8	DNP	0.5-1	DNP	1.5-3	DNP	1.5-2	0.5-0	1.0-6	1.0-3	DNP
Berry	6.0-16	DNP	1.0-1	0.5-1	DNP	DNP	0.5-2	1.5-9	0.5-1	1.0-2	DNP	1.0-0
Wilson	5.5-19	DNP	DNP	DNP	1.0-3	1.0-3	DNP	0.5-3	0.5-1	DNP	DNP	2.5-9
Street	5.0-14	1.0-1	DNP	1.0-2	DNP	2.0-9	DNP	DNP	DNP	DNP	DNP	1.0-2
Oden	4.5-25	DNP	DNP	0.5-1	DNP	2.0-12	DNP	DNP	1.0-9	DNP	DNP	1.0-3
Aurismond	4.5-13	1.5-8	DNP	0.5-2	0.5-0	0.5-0	DNP	DNP	DNP	1.0-1	DNP	0.5-2
T. Davis	4.0-12	DNP	DNP	DNP	1.0-2	1.0-2	DNP	DNP	1.0-1	DNP	DNP	1.0-7
Smith	2.0-6	DNP	DNP	DNP	DNP	DNP	DNP	DNP	1.0-1	DNP	DNP	1.0-5
Scott	2.0-5	DNP	DNP	DNP	DNP	DNP	DNP	DNP	DNP	1.0-4	1.0-1	DNP
McGhie	2.0-2	DNP	0.5-1	DNP	DNP	DNP	DNP	1.0-1	DNP	0.5-0	DNP	DNP
Bridgers	1.5-2	0.5-1	DNP	DNP	DNP	DNP	1.0-1	DNP	DNP	DNP	DNP	DNP
Hill	1.0-7	DNP	DNP	DNP	DNP	DNP	DNP	DNP	1.0-7	DNP	DNP	DNP
Brown	1.0-3	DNP	DNP	DNP	DNP	DNP	DNP	DNP	DNP	DNP	1.0-3	DNP
Haley	1.0-3	DNP	DNP	DNP	DNP	DNP	DNP	DNP	0.5-0	0.5-3	DNP	DNP
Brantley	1.0-2	DNP	DNP	DNP	DNP	DNP	DNP	DNP	DNP	DNP	DNP	1.0-2
Coley	1.0-1	DNP	DNP	DNP	DNP	DNP	1.0-1	DNP	DNP	DNP	DNP	DNP
Ramsey	1.0-1	1.0-1	DNP	DNP	DNP	DNP	DNP	DNP	DNP	DNP	DNP	DNP
Ruffin	0.5-4	DNP	DNP	DNP	0.5-4	DNP	DNP	DNP	DNP	DNP	DNP	DNP
Santana	0.5-2	DNP	DNP	0.5-2	DNP	DNP	DNP	DNP	DNP	DNP	DNP	DNP
Presley	0.5-1	0.5-1	DNP	DNP	DNP	DNP	DNP	DNP	DNP	DNP	DNP	DNP

## GAME-BY-GAME SACKS (SKS-YDS)

Tackles	SKS-YDS	UTSA	ALCORN	SOUTHERN	TSU	UAPB	PVAMU	MVSU	AAMU	JSU	GSU	MILES
Wilson	4.5-14	DNP	DNP	DNP	DNP	1.0-3	1.0-0	0.5-3	DNP	DNP	DNP	2.0-8
Oden	3.0-21	DNP	DNP	DNP	DNP	2.0-12	DNP	DNP	1.0-9	DNP	DNP	DNP
Johnson	2.0-14	1.0-8	DNP	DNP	DNP	DNP	DNP	DNP	DNP	1.0-6	DNP	DNP
T. Davis	2.0-8	DNP	DNP	DNP	DNP	DNP	DNP	DNP	1.0-1	DNP	DNP	1.0-7
Street	2.0-7	DNP	DNP	DNP	DNP	1.0-5	DNP	DNP	DNP	DNP	DNP	1.0-2
Jackson	1.0-7	DNP	DNP	DNP	DNP	1.0-7	DNP	DNP	DNP	DNP	DNP	DNP
Aurismond	1.0-6	1.0-6	DNP	DNP	DNP	DNP	DNP	DNP	DNP	DNP	DNP	DNP
Henderson	1.0-6	DNP	DNP	DNP	1.0-6	DNP	DNP	DNP	DNP	DNP	DNP	DNP
Bridgers	1.0-1	DNP	DNP	DNP	DNP	DNP	1.0-1	DNP	DNP	DNP	DNP	DNP
Haley	1.0-0	DNP	DNP	DNP	DNP	DNP	DNP	1.0-0	DNP	DNP	DNP	DNP

## GAME-BY-GAME PUNTING

VINCENT	NO	YDS	AVG	LG	I20	TB	50+	60+	SHEPHERD	NO	YDS	AVG	LG	I20	TB	50+	60+
UT-San Antonio	9	328	36.4	45	2	0	0	0	UT-San Antonio	-	-	-	-	-	-	-	-
Alcorn State	7	345	35.0	46	2	0	0	0	Alcorn State	-	-	-	-	-	-	-	-
Southern	6	230	38.3	49	2	0	0	0	Southern	-	-	-	-	-	-	-	-
Texas Southern	5	186	37.2	50	1	0	1	0	Texas Southern	-	-	-	-	-	-	-	-
Arkansas-Pine Bluff	3	111	37.0	40	2	0	0	0	Arkansas-Pine Bluff	-	-	-	-	-	-	-	-
Prairie View A&M	8	330	41.2	60	2	0	0	1	Prairie View A&M	-	-	-	-	-	-	-	-
Mississippi Valley State	-	-	-	-	-	-	-	-	Mississippi Valley State	2	76	38.0	51	1	0	1	0
Alabama A&M	6	211	35.2	48	4	0	0	0	Alabama A&M	-	-	-	-	-	-	-	-
Jackson State	7	276	39.4	46	2	0	0	0	Jackson State	-	-	-	-	-	-	-	-
Grambling State	7	255	36.4	42	1	1	0	0	Grambling State	-	-	-	-	-	-	-	-
Miles	4	134	33.5	45	1	0	0	0	Miles	-	-	-	-	-	-	-	-

## GAME-BY-GAME KICKING

ALBERT	PAT	ATT	PCT	FG	FGA	PCT	LG	PTS	VINCENT	PAT	ATT	PCT	FG	FGA	PCT	LG	PTS
UT-San Antonio	1	1	100	0	0	0	0	1	UT-San Antonio	-	-	-	-	-	-	-	-
Alcorn State	1	1	100	1	1	100	27	4	Alcorn State	0	0	0	0	1	0	0	0
Southern	0	1	0	0	0	0	0	0	Southern	-	-	-	-	-	-	-	-
Texas Southern	3	3	100	2	2	100	30	9	Texas Southern	-	-	-	-	-	-	-	-
Arkansas-Pine Bluff	6	6	100	0	1	0	0	6	Arkansas-Pine Bluff	-	-	-	-	-	-	-	-
Prairie View A&M	2	2	100	1	1	100	32	5	Prairie View A&M	-	-	-	-	-	-	-	-
Mississippi Valley State	8	8	100	0	0	0	0	8	Mississippi Valley State	-	-	-	-	-	-	-	-
Alabama A&M	5	6	83.3	0	0	0	0	5	Alabama A&M	-	-	-	-	-	-	-	-
Jackson State	2	2	100	0	0	0	0	2	Jackson State	0	0	0	0	1	0	0	0
Grambling State	-	-	-	-	-	-	-	-	Grambling State	-	-	-	-	-	-	-	-
Miles	5	5	100	0	0	0	0	5	Miles	-	-	-	-	-	-	-	-

# 2016 YEAR IN REVIEW

## SCORING DRIVES

OPP	PLAYS	YDS	DRIVE TIME	QTR/ CLOCK	DRIVE START	PLAY
UT-San Antonio	13	77	6:47	1/3:39	A23	1-yd run
UT-San Antonio	4	37	0:52	4/2:35	UTSA37	36-yd pass
Alcorn State	11	75	4:24	2/13:42	A25	9-yd pass
Alcorn State	19	70	8:14	2/0:00	A10	27-yd field goal
Alcorn State	5	43	1:47	4/5:59	ASU43	5-yd pass
Southern	13	72	6:23	4/0:41	A28	8-yd run
Texas Southern	14	77	6:37	2/5:56	A10	30-yd field goal
Texas Southern	6	63	1:54	2/3:43	A37	13-yd run
Texas Southern	3	55	0:39	2/1:24	A45	38-yd pass
Texas Southern	12	44	5:26	3/9:11	T50	23-yd field goal
Texas Southern	10	90	3:28	3/2:09	A10	2-yd run
Arkansas-Pine Bluff	7	57	2:34	1/12:26	A43	3-yd run
Arkansas-Pine Bluff	10	69	2:59	2/5:43	A31	6-yd run
Arkansas-Pine Bluff	4	34	0:25	2/0:00	UAPB34	26-yd pass
Arkansas-Pine Bluff	9	71	3:29	3/6:59	A29	2-yd run
Arkansas-Pine Bluff	6	39	4:12	4/5:51	UAPB39	6-yd run
Arkansas-Pine Bluff	6	42	1:38	4/1:24	UAPB42	2-yd run
Prairie View A&M	10	75	4:03	1/10:55	A25	1-yd run
Prairie View A&M	16	79	6:48	1/0:06	A21	1-yd run
Prairie View A&M	6	20	0:30	2/0:00	PV35	32-yd field goal
Mississippi Valley State	7	88	2:15	1/11:06	A12	1-yd run
Mississippi Valley State	8	86	2:55	2/11:15	A14	6-yd run
Mississippi Valley State	5	65	2:14	2/6:50	A35	19-yd pass
Mississippi Valley State	4	31	1:37	2/5:07	MVSU31	13-yd run
Mississippi Valley State	4	29	1:45	3/8:00	MVSU29	17-yd run
Mississippi Valley State	4	63	1:51	3/0:47	A37	48-yd pass
Mississippi Valley State	3	47	1:30	4/2:08	MVSU47	41-yd run
Mississippi Valley State	2	27	1:00	4/0:50	MVSU27	22-yd run
Alabama A&M	1	16	0:06	1/9:47	AAMU16	16-yd run
Alabama A&M	2	76	0:49	1/3:25	A24	73-yd run
Alabama A&M	3	55	0:43	3/6:03	A45	44-yd pass
Alabama A&M	2	9	0:30	3/3:54	AAMU9	4-yd run
Alabama A&M	5	76	3:33	3/0:11	A24	11-yd run
Alabama A&M	9	22	1:12	Overtime	AAMU25	14-yd run
Jackson State	8	69	2:56	3/4:42	A31	23-yd pass
Jackson State	1	15	0:07	4/9:01	JSU15	15-yd run
Miles	8	82	2:18	1/3:18	A18	6-yd run
Miles	6	60	2:22	2/9:06	A40	1-yd run
Miles	1	37	0:15	3/8:18	M37	43-yd run
Miles	1	35	0:07	3/6:53	M35	35-yd pass
Miles	6	57	2:04	3/2:45	A43	9-yd run
Miles	9	77	3:41	4/8:54	A23	5-yd pass

## DRIVING SUPERLATIVES

<b>MOST PLAYS:</b>	19, at Alcorn State (2Q)	<b>FEWEST PLAYS:</b>	1, 11 times
<b>MOST YARDS:</b>	90, vs. Texas Southern (3Q)	<b>FEWEST YARDS:</b>	-11, two times
<b>LONGEST TIME:</b>	8:14, at Alcorn State (2Q)	<b>SHORTEST TIME:</b>	0:05, vs. Miles (4Q)

## LONGEST PLAYS (25-plus yards)

YDS	PLAY	OPPONENT(QTR)
100	Street 100-yd kickoff return*	Miles (3rd)
74	Presley 74-yd interception return	MVSU (3rd)
73	Toppings 73-yd run	Alabama A&M (1st)
62	Lee 62-yd pass from Young-Battle	Grambling State (3rd)
60	Haley 60-yd interception return*	Miles (3rd)
54	White 54-yd pass from Toppings	Texas Southern (1st)
49	Toppings 49-yd run	Alabama A&M (4th)
45	Thomas 45-yd run	Miles (1st)
44	White 44-yd pass from Toppings	Alabama A&M (3rd)
42	Thomas 42-yd run*	Miles (3rd)
41	Young-Battle 41-yd run	MVSU (4th)
41	Thomas 41-yd run	Miles (2nd)
39	Barnes 39-yd pass from Toppings	Southern (1st)
38	Davis 38-yd pass from Toppings*	Texas Southern (2nd)
37	White 37-yd pass from Toppings	PVAMU (1st)
36	Thomas 36-yd run	MVSU (1st)
35	Lee 35-yd pass from Toppings	Southern (4th)
35	LeVay 35-yd pass from Toppings	MVSU (1st)
35	Thomas 35-yd run	Alabama A&M (3rd)
35	Graham 35-yd pass from Toppings	Miles (2nd)
35	Beamus 35-yd pass from Toppings*	Miles (3rd)
33	Thomas 33-yd run	Southern (1st)
30	Lee 30-yd pass from Toppings	Texas Southern (3rd)
28	Thomas 28-yd run	UT-San Antonio (2nd)
28	Davis 28-yd run	Alcorn State (2nd)
28	Lee 28-yd pass from Toppings	Southern (2nd)
27	Beckwith 27-yd run	Miles (4th)
26	Thomas 26-yd run	UT-San Antonio (1st)
26	Lee 26-yd pass from Toppings	UAPB (2nd)
25	Thomas 25-yd run	PVAMU (1st)
25	Pritchett 25-yd pass from Toppings	MVSU (2nd)
25	Thomas 25-yd run	Jackson State (2nd)
25	Young-Battle 25-yd run	Jackson State (4th)

## 2016 YEAR IN REVIEW

## ALABAMA STATE INDIVIDUAL HIGHS

Rushes	24	Khalid Thomas vs Alabama A&M (10/29/2016)
Yards Rushing	171	Khalid Thomas vs Miles (11/24/2016)
TD Rushes	2	Khalid Thomas vs Arkansas-Pine Bluff (10/1/2016)
	2	Quinterris Toppings vs Arkansas-Pine Bluff (10/1/2016)
	2	Khalid Thomas vs Miles (11/24/2016)
	2	Marquell Beckwith vs Alabama A&M (10/29/2016)
Long Rush	73	Quinterris Toppings vs Alabama A&M (10/29/2016)
Pass Attempts	41	Quinterris Toppings vs Southern (9/17/2016)
Pass Completions	24	Quinterris Toppings vs Southern (9/17/2016)
Yards Passing	323	Quinterris Toppings vs Texas Southern (9/24/2016)
TD Passes	2	Quinterris Toppings vs Miles (11/24/2016)
	2	Quinterris Toppings vs Alcorn State (9/10/2016)
Longest Pass	62	Ju Young-Battle vs Grambling State (11/12/2016)
Receptions	8	Willis White vs Texas Southern (9/24/2016)
Yards Receiving	132	Willis White vs Texas Southern (9/24/2016)
TD Receptions	1	11 players tied at
Longest Reception	62	Nygel Lee vs Grambling State (11/12/2016)
Field Goals	2	David Albert vs Texas Southern (9/24/2016)
Longest Field Goal	32	David Albert vs Prairie View A&M (10/8/2016)
Punts	9	Vincent, Trevor vs UTSA (9/3/2016)
Punting Average	41.2	Trevor Vincent vs Prairie View A&M (10/8/2016)
Longest Punt	60	Trevor Vincent vs Prairie View A&M (10/8/2016)
Longest Punt Return	61	Khalid Thomas vs Alabama A&M (10/29/2016)
Longest Kickoff Return	100	Bradley Street vs Miles (11/24/2016)
Tackles	10	Kourtney Berry vs Alcorn State (9/10/2016)
Tackles For Loss	2.5	Dominique Jackson vs Texas Southern (9/17/2016)
	2.5	Andre Wilson vs Miles (11/24/2016)
Interceptions	1	11 players tied at

## ALABAMA STATE TEAM GAME HIGHS

Rushes	54	vs Mississippi Valley St. (10/15/2016)
Yards Rushing	391	vs Alabama A&M (10/29/2016)
TD Rushes	6	vs Mississippi Valley St. (10/15/2016)
Pass Attempts	47	vs Southern (9/17/2016)
Pass Completions	28	vs Southern (9/17/2016)
Yards Passing	323	vs Texas Southern (9/24/2016)
Yards Per Pass	10.4	vs Texas Southern (9/24/2016)
TD Passes	2	at Alcorn State (9/10/2016)
	2	vs Mississippi Valley St (10/15/2016)
	2	vs Miles (11/24/2016)
Total Plays	81	at Southern (9/17/2016)
Total Offense	558	vs Mississippi Valley St. (10/15/2016)
Yards Per Play	7.2	vs Mississippi Valley St. (10/15/2016)
Points	56	vs Mississippi Valley St (10/15/2016)
Sacks By	6	vs Arkansas-Pine Bluff (10/1/2016)
First Downs	28	vs Mississippi Valley St. (10/15/2016)
Penalties	16	vs Grambling State (11/12/2016)
Penalty Yards	216	vs Grambling State (11/12/2016)
Turnovers	6	at Southern (9/17/2016)
Interceptions By	4	vs Mississippi Valley St (10/15/2016)
Punts	9	at UTSA (9/3/2016)
Punting Avg	41.2	at Prairie View A&M (10/8/2016)
Long Punt	60	at Prairie View A&M (10/8/2016)
Punts inside 20	4	at Alabama A&M (10/29/2016)
Long Punt Return	61	at Alabama A&M (10/29/2016)

## OPPONENT INDIVIDUAL HIGHS

Rushes	22	Lenard Tillery vs Southern (9/17/2016)
Yards Rushing	124	Lenard Tillery vs Southern (9/17/2016)
TD Rushes	2	Jordan Bentley vs Alabama A&M (10/29/2016)
Long Rush	51	Sturm, Dalton vs UTSA (9/3/2016)
51		De'Angelo Balla vs Alabama A&M (10/29/2016)
Pass Attempts	43	Jarin Morikawa vs Jackson State (11/5/2016)
Pass Completions	29	Brandon Duncan vs Arkansas-Pine Bluff (10/1/2016)
Yards Passing	373	Brandon Duncan vs Arkansas-Pine Bluff (10/1/2016)
TD Passes	3	Austin Howard vs Southern (9/17/2016)
Longest Pass	78	Austin Howard vs Southern (9/17/2016)
Receptions	10	Chad Williams vs Grambling State (11/12/2016)
Yards Receiving	178	Willie Quinn vs Southern (9/17/2016)
TD Receptions	3	Willie Quinn vs Southern (9/17/2016)
Longest Reception	78	Willie Quinn vs Southern (9/17/2016)
Field Goals	3	Eric Medina vs Texas Southern (9/24/2016)
Longest Field Goal	49	Eric Medina vs Texas Southern (9/24/2016)
Punts	12	Christiansen, N. vs Miles (11/24/2016)
Punting Average	45.2	Jamie Gillan vs Arkansas-Pine Bluff (10/1/2016)
Longest Punt	57	Jamie Gillan vs Arkansas-Pine Bluff (10/1/2016)
Longest Punt Return	73	Willie Quinn vs Southern (9/17/2016)
Longest Kickoff Return	94	Austin Watts vs Texas Southern (9/24/2016)
Tackles	13	Tauaefa, Josiah vs UTSA (9/3/2016)
Tackles For Loss	3.5	Javancy Jones vs Jackson State (11/5/2016)
	3.5	Roshaud Turner vs Southern (9/17/2016)
Interceptions	2	Farrean Toney vs Mississippi Valley St. (10/15/2016)

## OPPONENT TEAM GAME HIGHS

Rushes	48	vs Alabama A&M (10/29/2016)
Yards Rushing	255	vs Alabama A&M (10/29/2016)
TD Rushes	3	vs Alcorn State (9/10/2016)
Pass Attempts	44	vs Jackson State (11/5/2016)
Pass Completions	29	vs Ark. Pine Bluff (10/1/2016)
Yards Passing	373	vs Ark. Pine Bluff (10/1/2016)
Yards Per Pass	12.0	at Southern (9/17/2016)
TD Passes	4	vs Southern U. (9/17/2016)
Total Plays	84	at Alabama A&M (10/29/2016)
Total Offense	552	at Alabama A&M (10/29/2016)
Yards Per Play	8.7	at Southern (10/29/2016)
Points	64	at Southern (9/17/2016)
Sacks By	6	at UTSA (9/3/2016)
First Downs	25	at Alabama A&M (10/29/2016)
Penalties	18	vs Miles (11/24/2016)
Penalty Yards	162	vs Arkansas-Pine Bluff (10/1/2016)
Turnovers	5	vs Mississippi Valley St. (10/15/2016)
Interceptions By	3	at Southern (9/17/2016)
	3	vs Mississippi Valley St. (10/15/2016)
Punts	12	vs Miles (11/24/2016)
Punting Avg	45.4	vs Arkansas-Pine Bluff (10/1/2016)
Long Punt	57	vs Arkansas-Pine Bluff (10/1/2016)
Punts inside 20	3	vs Mississippi Valley St. (10/15/2016)
	3	vs Jackson State (11/5/2016)
	3	vs Grambling State (11/12/2016)
Long Punt Return	73	at Southern (9/17/2016)



# 2016 YEAR IN REVIEW

## PARTICIPATION

	GP-GS	UTSA	ALCORN	SOUTHERN	TSU	UAPB	PVAMU	MVSU	AAMU	JSU	GSU	MILES
1-J. Davis	7/3	START	START	XXX	XXX	---	---	---	---	XXX	START	XXX
2-White	10/7	XXX	START	XXX	START	START	XXX	START	START	START	START	---
3-Roberts	10/0	---	XXX	XXX	XXX	XXX	XXX	XXX	XXX	XXX	XXX	XXX
4-T. Jenkins	4/1	START	---	XXX	---	---	---	XXX	---	---	XXX	---
5-Anderson	10/0	---	XXX	XXX	XXX	XXX	XXX	XXX	XXX	XXX	XXX	XXX
6-Street	11/2	XXX	XXX	START	XXX	START	XXX	XXX	XXX	XXX	XXX	XXX
7-Kh. Thomas	11/11	START	START	START	START	START	START	START	START	START	START	START
8-Garnett	11/10	START	START	START	XXX	START	START	START	START	START	START	START
9-T. Davis	11/2	START	XXX	START	XXX	XXX	XXX	XXX	XXX	XXX	XXX	XXX
10-Young-Battle	9/2	START	---	XXX	---	XXX	XXX	XXX	XXX	START	XXX	XXX
11-Madden	9/0	XXX	XXX	XXX	XXX	XXX	XXX	XXX	XXX	---	XXX	---
12-Toppings	10/9	XXX	START	START	START	START	START	START	START	---	START	START
13-Graham	11/0	XXX	XXX	XXX	XXX	XXX	XXX	XXX	XXX	XXX	XXX	XXX
15-Williams IV	8/1	XXX	XXX	XXX	---	XXX	---	START	XXX	XXX	---	XXX
16-Rincon	8/0	XXX	XXX	XXX	XXX	XXX	---	---	XXX	XXX	---	XXX
17-Whitlow	3/0	---	---	XXX	XXX	---	---	XXX	---	---	---	---
18-MachHarry	10/2	XXX	---	XXX	XXX	XXX	XXX	XXX	START	XXX	XXX	START
19-Archer	10/5	START	XXX	START	START	START	START	XXX	XXX	XXX	XXX	---
20-Gray	6/0	---	---	XXX	---	XXX	---	XXX	XXX	XXX	---	XXX
21-K. Davis	7/1	---	---	---	XXX	XXX	XXX	---	XXX	XXX	XXX	START
22-Lavay	11/5	START	START	XXX	XXX	XXX	START	XXX	START	XXX	XXX	START
23-Scott	11/10	START	START	START	START	START	START	START	START	START	START	START
24-Pritchett	5/0	XXX	---	XXX	---	---	XXX	XXX	---	---	XXX	---
25-Presley	10/10	START	START	START	START	START	START	START	START	START	START	---
26-Murray	10/0	XXX	XXX	XXX	XXX	XXX	XXX	XXX	XXX	---	XXX	XXX
27-Bowser	5/1	XXX	---	---	XXX	XXX	XXX	---	---	---	---	START
28-Beckwith	10/0	XXX	XXX	XXX	XXX	XXX	---	XXX	XXX	XXX	XXX	XXX
29-Brantley	6/0	XXX	---	XXX	---	---	---	XXX	XXX	XXX	---	XXX
30-Watkins	7/0	XXX	XXX	XXX	XXX	XXX	XXX	---	---	---	XXX	---
32-Berry	10/9	---	XXX	START	START	START	START	START	START	START	START	START
33-Ke. Thomas	8/0	XXX	---	XXX	XXX	XXX	XXX	XXX	XXX	XXX	---	---
34-Booker	9/0	XXX	XXX	XXX	XXX	XXX	XXX	---	XXX	XXX	---	XXX
35-Vincenr	11/0	XXX	XXX	XXX	XXX	XXX	XXX	XXX	XXX	XXX	XXX	XXX
36-Smith	10/0	XXX	XXX	XXX	XXX	XXX	XXX	XXX	XXX	XXX	---	XXX
37-Mitchell	4/0	XXX	XXX	---	---	---	---	XXX	---	---	---	XXX
38-Darr. King	9/0	XXX	XXX	XXX	XXX	XXX	---	XXX	XXX	XXX	XXX	---
39-Easterwood III	7/0	XXX	XXX	---	---	---	---	XXX	XXX	XXX	XXX	XXX
40-Coley	10/1	XXX	XXX	XXX	---	START	XXX	XXX	XXX	XXX	XXX	XXX
41-Dari. King	2/0	XXX	---	---	---	XXX	---	---	---	---	---	---
42-Ruffin	11/0	XXX	XXX	XXX	XXX	XXX	XXX	XXX	XXX	XXX	XXX	XXX
43-Hill	11/2	XXX	XXX	XXX	XXX	XXX	XXX	XXX	XXX	START	XXX	START
44-Haley	10/6	---	XXX	XXX	START	XXX	START	START	START	START	XXX	START
45-Ka. Thomas	11/0	XXX	XXX	XXX	XXX	XXX	XXX	XXX	XXX	XXX	XXX	XXX
46-Johnson	11/8	XXX	START	XXX	START	XXX	START	START	START	START	START	START
47-Ramsey	11/5	XXX	XXX	START	START	START	XXX	START	START	XXX	XXX	XXX
48-Holmes	4/0	---	XXX	---	XXX	---	XXX	---	---	---	---	XXX
49-Aurismond	11/10	START	START	XXX	START	START	START	START	START	START	START	START
50-Jackson	11/10	START	START	XXX	START	START	START	START	START	START	START	START
52-Bridgers	10/2	START	START	XXX	XXX	XXX	XXX	XXX	XXX	XXX	---	XXX
53-R. Brown	11/6	START	START	START	START	XXX	START	XXX	XXX	XXX	START	XXX
54-Renaker	11/0	XXX	XXX	XXX	XXX	XXX	XXX	XXX	XXX	XXX	XXX	XXX
55-Oden	11/4	XXX	XXX	XXX	XXX	XXX	XXX	START	START	START	XXX	START
56-G. Howard	9/0	XXX	---	---	XXX	XXX	XXX	XXX	XXX	XXX	XXX	XXX
57-Bell	5/1	XXX	---	---	XXX	START	XXX	XXX	---	---	---	---
58-T. Howard	7/7	START	START	START	START	START	START	---	---	---	START	---
60-Thompson	3/0	---	---	XXX	---	---	---	---	---	---	XXX	XXX
65-J. Williams	8/3	XXX	XXX	START	---	---	XXX	---	XXX	START	XXX	START
66-K. Williams	10/9	START	START	START	START	---	XXX	START	START	START	START	START
67-Shepherd	3/0	---	---	---	---	XXX	---	XXX	---	---	XXX	---
68-Kinnikin	1/0	---	---	---	---	XXX	---	---	---	---	---	---
71-Powell	10/6	START	---	XXX	START	START	START	XXX	START	XXX	XXX	START
72-Sanders	10/7	XXX	XXX	START	START	START	XXX	START	START	START	---	START
74-Baptiste	8/8	START	START	START	---	---	START	START	START	START	START	---
75-S. Jenkins	7/4	XXX	START	XXX	---	START	XXX	START	---	---	START	---
76-Pierce	1/0	---	---	---	---	---	XXX	---	---	---	---	---

# 2016 YEAR IN REVIEW

## PARTICIPATION

	GP-GS	UTSA	ALCORN	SOUTHERN	TSU	UAPB	PVAMU	MVSU	AAMU	JSU	GSU	MILES
79-Ware	11/10	START	START	XXX	START	START	START	START	START	START	START	START
80-Smiley	9/7	START	START	START	START	XXX	START	---	---	START	START	XXX
81-Lindsey	1/0	---	---	---	---	---	XXX	---	---	---	---	---
82-Barnes	8/3	---	---	XXX	START	XXX	XXX	START	XXX	XXX	---	START
83-Beamus	8/5	XXX	---	XXX	---	START	XXX	START	START	START	---	START
84-Porter	4/0	XXX	---	---	---	---	---	XXX	---	---	XXX	XXX
85-Pope	6/0	XXX	XXX	XXX	---	XXX	---	XXX	XXX	---	---	---
86-L. Brown	3/0	XXX	---	---	XXX	---	---	XXX	---	---	---	---
87-Nelson	8/0	---	XXX	XXX	XXX	XXX	---	---	XXX	XXX	XXX	XXX
88-Lee	11/4	XXX	XXX	START	XXX	START	XXX	XXX	START	XXX	XXX	START
90-Nunn	1/0	---	---	---	---	---	XXX	---	---	---	---	---
92-Sims	1/0	XXX	---	---	---	---	---	---	---	---	---	---
93-Santana	4/4	START	START	START	---	---	---	---	---	---	START	---
94-Henderson	11/11	START	START	START	START	START	START	START	START	START	START	START
95-Nickson	2/0	---	---	---	XXX	---	XXX	---	---	---	---	---
96-Albert	10-0	XXX	XXX	XXX	XXX	XXX	XXX	XXX	XXX	XXX	---	XXX
97-Wilson	11/0	XXX	XXX	XXX	XXX	XXX	XXX	XXX	XXX	XXX	XXX	XXX
99-McGhie	11/4	XXX	START	XXX	START	XXX	START	XXX	XXX	XXX	START	XXX

**UT-SAN ANTONIO 26 - ALABAMA STATE 13**
**ALAMODOME • SAN ANTONIO, TX**
**SEPTEMBER 3, 2016 • ATTENDANCE: 22,380**

For 23 minutes Alabama State was not only playing toe-to-toe with FBS member Texas-San Antonio, they actually led 7-6.

The Hornets offense was stifled much of the game by the bigger Conference USA member and finished the game with 287 total yards. Senior running back Khalid Thomas did have a strong game with a game-high 93 yards rushing and his one yard plunge in the opening quarter gave the Hornets their 7-6 lead which they held until a few minutes before half.

**SCORING SUMMARY**

<b>ALABAMA STATE</b>	<b>7</b>	<b>0</b>	<b>0</b>	<b>6</b>	<b>--</b>	<b>13</b>
<b>UT-SAN ANTONIO</b>	<b>6</b>	<b>8</b>	<b>6</b>	<b>6</b>	<b>--</b>	<b>26</b>

1st	13:39	UTSA	McNair 5 yd pass from Sturm (Portillo kick failed)
1st	03:39	ALST	Thomas 1 yd run (Albert kick)
2nd	03:44	UTSA	Sturm 51 yd run (Campbell Jr. pass)
3rd	12:00	UTSA	Rhodes 1 yd run (Portillo kick failed)
4th	10:07	UTSA	Thomas Jr. 25 yd pass from Sturm (Rhodes rush failed)
4th	02:35	ALST	Graham 36 yd pass from Toppings (Toppings pass failed)

**STATISTICS**

<b>TEAM STATS</b>	<b>ASU</b>	<b>UTSA</b>
FIRST DOWNS	14	20
RUSHES-YARDS (NET)	37-145	34-162
PASSING YDS (NET)	142	287
Passes Comp.-Att.-Int.	13-23-0	22-33-1
TOTAL OFFENSE PLAYS-YARDS	60-287	67-449
Fumble Returns-Yards	0-0	0-0
Punt Returns-Yards	4-29	7-20
Kickoff Returns-Yards	2-16	2-49
Punts (Number-Avg)	9-36.4	5-34.8
Fumbles - Lost	2-1	4-3
Penalties - Yds.	13-79	8-80
Possession Time	30:29	29:31
3rd Down Conversions	2 of 14	6 of 13
4th Down Conversions	2 of 2	1 of 1
Red-Zone Scores - Chances	1-1	3-4
Sacks By: Number - Yards	2-14	6-27

**INDIVIDUAL STATISTICS**

**RUSHING: ASU** - Thomas 12-94; Beckwith 6-31; Toppings 2-10; King 2-10; Thomas, Ken. 2-5; Watkins 1-1; Young-Battle 12-28. **UTSA** - Rhodes 16-82; Sturm 3-58; Williams 6-30; Clay 1-8; White 3-7; Jones 1-0; McNair 1-0; Johnson 2-0.

**PASSING: ASU** - Young-Battle 11-18-0-102; Toppings 2-5-0-40. **UTSA** - Sturm 20-25-1-274; Johnson 2-8-0-13.

**RECEIVING: ASU** - Davis 4-38; White 2-10; Graham 1-36; King 1-23; Williams 1-9; Thomas 1-8; Lee 1-8; Beckwith 1-6; Beamus 1-4. **UTSA** - Williams 3-63; McNair 3-49; Stevens 3-47; Thomas 3-41; Jones 3-17; Stewart 2-49; Taylor 2-13; Steward 1-5; Campbell 1-4; Williams 1-0.

**TACKLES (UA-A-TOT): ASU** - Presley 5-3-8; Johnson 7-1-8; Street 3-4-7. **UTSA** - Tauaefa 9-4-13; Egwuagu 5-2-7; Feist 6-0-6.

**ALCORN STATE 28 - ALABAMA STATE 16**
**SPINKS-CASEM STADIUM • LORMAN, MS**
**SEPTEMBER 10, 2016 • ATTENDANCE: 17,034**

Right before halftime ASU place kicker David Albert kicked a 27-yard field goal to give the Hornets a 10-7 halftime lead. He had a chance to send the game into overtime with a 35-yard field goal, but this time the Alcorn State front line was able to break through and block the kick preserving a 21-18 win for the Braves at Dwight Fisher Field.

The Hornets defense played hard the entire game and held one of the SWAC's top offenses to 347 total yards.

**SCORING SUMMARY**

<b>ALABAMA STATE</b>	<b>0</b>	<b>10</b>	<b>0</b>	<b>8</b>	<b>--</b>	<b>18</b>
<b>ALCORN STATE</b>	<b>7</b>	<b>0</b>	<b>7</b>	<b>7</b>	<b>--</b>	<b>21</b>

1st	03:06	ALCN	Marquis Warford 13 yd run (Cor. McCullough kick)
2nd	13:42	ALST	Khalid Thomas 9 yd pass from Q. Toppings (David Albert kick)
2nd	00:00	ALST	David Albert 27 yd field goal
3rd	02:49	ALCN	Noah Johnson 17 yd run (Cor. McCullough kick)
4th	12:54	ALCN	De'Lance Turner 2 yd run (Cor. McCullough kick)
4th	05:59	ALST	Nygel Lee 5 yd pass from Q. Toppings (Darrel King pass)

**STATISTICS**

<b>TEAM STATS</b>	<b>ASU</b>	<b>ALCORN</b>
FIRST DOWNS	20	24
RUSHES-YARDS (NET)	50-214	39-213
PASSING YDS (NET)	69	134
Passes Comp.-Att.-Int.	9-21-0	11-24-0
TOTAL OFFENSE PLAYS-YARDS	71-283	63-347
Fumble Returns-Yards	1-49	0-0
Punt Returns-Yards	3-9	3-(-4)
Kickoff Returns-Yards	3-37	3-60
Punts (Number-Avg)	7-35.0	5-37.0
Fumbles - Lost	2-1	5-3
Penalties - Yds.	6-100	13-137
Possession Time	35:22	24:38
3rd Down Conversions	8 of 17	5 of 11
4th Down Conversions	0 of 0	1 of 1
Red-Zone Scores - Chances	3-5	3-4
Sacks By: Number - Yards	0-0	3-8

**INDIVIDUAL STATISTICS**

**RUSHING: ASU** - King 14-74; Toppings 18-68; Davis 1-28; Beckwith 5-24; Thomas 7-22; Anderson 5-7. **ALCORN** - Warford 18-91; Johnson 9-61; Footman 6-45; Turner 5-21.

**PASSING: ASU** - Toppings 9-21-0-69. **ALCORN** - Johnson 5-11-0-62; Footman 5-12-0-62; McCullough 1-1-0-10.

**RECEIVING: ASU** - White 2-24; Davis 2-14; Lee 2-10; Thomas 1-9; LeVay 1-7; Nelsop 1-5. **ALCORN** - McKenzie 5-52; Turner 3-26; Hughes 1-40; Whittington 1-10; Moore 1-6.

**TACKLES (UA-A-TOT): ASU** - Berry 4-6-10; Garnett 4-3-7; Presley 2-3-5; Johnson 1-4-5; Ramsey 3-2-5. **ALCORN** - Hurns 4-8-12; Anderson 5-6-11; Brooks 5-6-11; Garner 3-5-8; Franklin 3-4-7.

**SOUTHERN 64 - ALABAMA STATE 6**
**A.W. MUMFORD STADIUM • BATON ROUGE, LA**  
**SEPTEMBER 17, 2016 • ATTENDANCE: 14,199**

Senior quarterback Quinterris Toppings completed a career-high 24 passes for another career-high 248 yards, but it was not nearly enough in ASU's 64-6 loss at Southern. The Hornets committed six turnovers and Southern was able to convert five of those into points. Senior running back Khalid Thomas again led ASU in rushing with 82 yards on eight carries, a 10.2 yards per carry average.

**SCORING SUMMARY**

<b>ALABAMA STATE</b>	<b>0</b>	<b>0</b>	<b>0</b>	<b>6</b>	<b>--</b>	<b>6</b>
<b>SOUTHERN</b>	<b>14</b>	<b>20</b>	<b>13</b>	<b>17</b>	<b>--</b>	<b>64</b>

1st	09:37	SUBR	W. Quinn 72 yd pass from A. Howard (R. Albuquerque kick)
1st	05:18	SUBR	W. Quinn 19 yd pass from A. Howard (R. Albuquerque kick)
2nd	12:06	SUBR	R. Menard 30 yd pass from W. Quinn (R. Albuquerque kick)
2nd	08:54	SUBR	J. West 9 yd run (R. Albuquerque kick)
2nd	08:02	SUBR	W. Quinn 73 yd punt return (R. Albuquerque kick failed)
3rd	06:38	SUBR	L. Johnson 17 yd run (A. Estrada kick blocked)
3rd	04:15	SUBR	W. Quinn 78 yd pass from A. Howard (R. Albuquerque kick)
4th	14:43	SUBR	R. Albuquerque 23 yd field goal
4th	11:47	SUBR	D. Jenkins 55 yd interception (R. Albuquerque kick)
4th	07:15	SUBR	D. Profit 8 yd run (R. Albuquerque kick)
4th	00:41	ALST	David Whitlow 8 yd run (David Albert kick failed)

**STATISTICS**
**TEAM STATS**

	<b>ASU</b>	<b>SU</b>
FIRST DOWNS	21	24
RUSHES-YARDS (NET)	34-143	33-192
PASSING YDS (NET)	273	349
Passes Comp.-Att.-Int.	28-47-3	16-29-1
TOTAL OFFENSE PLAYS-YARDS	81-416	62-541
Fumble Returns-Yards	0-0	0-0
Punt Returns-Yards	1-(-5)	2-72
Kickoff Returns-Yards	11-175	2-22
Punts (Number-Avg)	6-38.3	2-38.5
Fumbles - Lost	3-3	0-0
Penalties - Yds.	13-126	5-38
Possession Time	36:16	23:44
3rd Down Conversions	6 of 16	5 of 9
4th Down Conversions	1 of 3	0 of 1
Red-Zone Scores - Chances	1-2	5-5
Sacks By: Number - Yards	0-0	1-9

**INDIVIDUAL STATISTICS**

**RUSHING: ASU** - Thomas 8-86; Whitlow 5-43; Thomas 4-26; White 1-9; King 2-7; Toppings 9-21; Anderson 2-0; Gray 1-0; Watkins 1-0. **SU** - Tillery 22-144; West 3-27; Quinn 1-18; Johnson 1-17; Profit 3-9; Howard 2-0.

**PASSING: ASU** - Toppings 24-41-3-248; Whitlow 4-5-0-25; Vincent 0-1-0-0. **SU** - Howard 14-27-1-304; Quinn 1-1-0-30; Shorts 1-1-0-15.

**RECEIVING: ASU** - Lee 3-30; Davis 3-40; Gray 3-28; White 3-21; Archer 3-19; Thomas 3-(-3); Williams 2-21; Anderson 2-14; Barnes 1-39; Macharry 1-11; Graham 1-4; Thomas (Ken) 1-4; Nelson 1-3; Pritchett 1-(-2). **SU** - Beard 5-78; Quinn 4-178; Williams 3-29; Menard 2-36; Tillery 2-28.

**TACKLES (UA-A-TOT): ASU** - Hill 6-2-8; Street 3-3-6; Garnett 2-3-5; Berry 2-3-5. **SU** - Turner 4-6-10; Johnson 7-2-9; Tiller 3-3-6; Jenkins 4-1-5.

**TEXAS SOUTHERN 31 - ALABAMA STATE 27**
**ASU STADIUM • MONTGOMERY, AL**  
**SEPTEMBER 24, 2016 • ATTENDANCE: 5,860**

Khalid Thomas rushed for a game-high 84 yards and a score, and Quinterris Toppings topped 300 yards passing for the first time in his career, but the Hornets could not hold a late lead in a 31-27 loss to Texas Southern. The Hornets offense was clicking with a season-high 445 yards, out gaining the visitors by 142 yards.

It was the second consecutive game Toppings had set a career-high throwing the ball as he completed 21 of his 31 pass attempts for 323 scores and one touchdown.

**SCORING SUMMARY**

<b>TEXAS SOUTHERN</b>	<b>3</b>	<b>3</b>	<b>10</b>	<b>15</b>	<b>--</b>	<b>31</b>
<b>ALABAMA STATE</b>	<b>0</b>	<b>17</b>	<b>10</b>	<b>0</b>	<b>--</b>	<b>27</b>

1st	10:11	TXSO	Eric Medina 30 yd field goal
2nd	12:37	TXSO	Eric Medina 40 yd field goal
2nd	05:56	ALST	David Albert 30 yd field goal
2nd	03:43	ALST	Kenneth Thomas 13 yd run (David Albert kick)
2nd	01:24	ALST	Josh Davis 38 yd pass from Q. Toppings (David Albert kick)
3rd	14:52	TXSO	Austin Watts 94 yd kickoff return (Eric Medina kick)
3rd	09:11	ALST	David Albert 23 yd field goal
3rd	05:42	TXSO	Eric Medina 49 yd field goal
3rd	02:09	ALST	Khalid Thomas 2 yd run (David Albert kick)
4th	07:00	TXSO	Malik Webb 15 yd pass from Averion Hurts (Larry Clark pass)
4th	04:33	TXSO	Austin Watts 41 yd pass from Averion Hurts (Eric Medina kick)

**STATISTICS**
**TEAM STATS**

	<b>TSU</b>	<b>ASU</b>
FIRST DOWNS	15	20
RUSHES-YARDS (NET)	30-67	36-122
PASSING YDS (NET)	236	323
Passes Comp.-Att.-Int.	14-26-1	21-31-1
TOTAL OFFENSE PLAYS-YARDS	56-303	67-445
Fumble Returns-Yards	0-0	0-0
Punt Returns-Yards	1-4	1-28
Kickoff Returns-Yards	5-185	5-77
Punts (Number-Avg)	3-41.0	5-37.2
Fumbles - Lost	1-1	1-0
Penalties - Yds.	7-50	13-146
Possession Time	29:51	30:09
3rd Down Conversions	3 of 11	8 of 16
4th Down Conversions	0 of 1	0 of 1
Red-Zone Scores - Chances	3-3	4-5
Sacks By: Number - Yards	2-14	1-6

**INDIVIDUAL STATISTICS**

**RUSHING: TSU** - Burney 16-53; Hurts 8-43; Woodard 2-0. **ASU** - Thomas 17-88; Toppings 12-44; Thomas 3-17; King 2-5; Anderson 1-0; Whitlow 1-0.

**PASSING: TSU** - Hurts 13-25-1-222; Medina 1-1-0-14. **ASU** - Toppings 21-31-1-323; Whitlow 0-0-0-0.

**RECEIVING: TSU** - Woodard 5-36; Watts 4-103; Clark 1-29; Smalls 1-25; Webb 1-15; Johnson 1-14; Upchurch 1-14. **ASU** - White 8-132; Davis 4-58; Lee 3-62; Thomas 2-17; Macharry 1-20; Smiley 1-20; Graham 1-13; Roberts 1-1.

**TACKLES (UA-A-TOT): TSU** - Jones 5-4-9; McMorris 7-0-7; Lucas 5-2-7; Dobbins 5-1-6. **ASU** - Johnson 3-3-6; Madden 3-2-5; Berry 1-4-5; Jackson 4-1-5; Garnett 3-1-4; Haley 3-1-4; Henderson 2-2-4.

**ALABAMA STATE 41 - UAPB 21**
**ASU STADIUM • MONTGOMERY, AL**
**OCTOBER 1, 2016 • ATTENDANCE: 4,493**

Quarterback Quinterris Toppings rushed for two touchdowns and threw for another and the Alabama State football team powered through with an efficient rushing attack and controlled the trenches on both sides of the ball to earn its first victory of the season with a 41-21 triumph over Arkansas-Pine Bluff on Saturday afternoon at the New ASU Stadium. The Hornets (1-4 overall, 1-3 SWAC) started fast by scoring on their opening drive.

**SCORING SUMMARY**

<b>UAPB</b>	<b>7</b>	<b>0</b>	<b>7</b>	<b>7</b>	<b>--</b>	<b>21</b>
<b>ALABAMA STATE</b>	<b>7</b>	<b>14</b>	<b>7</b>	<b>13</b>	<b>--</b>	<b>41</b>

1st	12:26	ALST	Q. Toppings 3 yd run (David Albert kick)
1st	01:32	UAPB	Willie Young 3 yd pass from Brandon Duncan (Jamie Gillan kick)
2nd	05:43	ALST	Q. Toppings 6 yd run (David Albert kick)
2nd	00:00	ALST	Nygel Lee 26 yd pass from Q. Toppings (David Albert kick)
3rd	10:37	UAPB	John Hawkins 2 yd pass from Brandon Duncan (Jamie Gillan kick)
3rd	06:59	ALST	Khalid Thomas 2 yd run (David Albert kick)
4th	05:51	ALST	Khalid Thomas 6 yd run (David Albert kick failed)
4th	03:05	UAPB	Terry Montgomer 3 yd run (Jamie Gillan kick)
4th	01:24	ALST	Kenneth Thomas 2 yd run (David Albert kick)

**STATISTICS**
**TEAM STATS**

	<b>UAPB</b>	<b>ASU</b>
FIRST DOWNS	20	26
RUSHES-YARDS (NET)	31-31	45-244
PASSING YDS (NET)	373	149
Passes Comp.-Att.-Int.	29-38-0	16-26-1
TOTAL OFFENSE PLAYS-YARDS	69-404	71-393
Fumble Returns-Yards	0-0	0-0
Punt Returns-Yards	3-6	4-52
Kickoff Returns-Yards	6-108	4-84
Punts (Number-Avg)	5-45.2	3-37.0
Fumbles - Lost	3-1	0-0
Penalties - Yds.	12-162	7-93
Possession Time	32:08	27:52
3rd Down Conversions	6 of 14	5 of 12
4th Down Conversions	1 of 2	2 of 2
Red-Zone Scores - Chances	3-4	5-6
Sacks By: Number - Yards	1-13	5-27

**INDIVIDUAL STATISTICS**
**RUSHING: UAPB** - Montgomery 12-39; Duncan 11-21; McDonald 6-16; Monson 2-1.

**ASU** - Thomas 22-143; Toppings 7-41; Anderson 5-33; Thomas (Ken) 4-23; Young-Battle 1-16; King 4-8; White 1-0.

**PASSING: UAPB** - Duncan 29-38-0-373. **ASU** - Toppings 15-25-1-144; Young-Battle 1-1-0-5.

**RECEIVING: UAPB** - Young 8-109; Swain 7-142; McDonald 6-59; Hawkins 3-35; Montgomery 2-19; Williams 1-25; Rowland 1-4; Monson 1-(-2). **ASU** - White 4-16; Lee 2-31; Williams 2-27; Anderson 2-(-1); Macharry 1-21; Barnes 1-19; White 1-16; Beamus 1-15; Thomas 1-8; Archer 1-8; Graham 1-5.

**TACKLES (UA-A-TOT): UAPB** - Duncan 3-5-8; Hoof 6-2-8; Charity 4-4-8. **ASU** - Presley 5-4-9; Johnson 6-1-7; Wilson 4-3-7; Ruffin 3-3-6; Street 3-2-5; Ramsey 3-2-5.

**PRAIRIE VIEW 24 - ALABAMA STATE 17**
**PANTHER STADIUM • PRAIRIE VIEW, TX**
**OCTOBER 8, 2016 • ATTENDANCE: 15,050**

Alabama State battled to the finish in front of a spirited homecoming crowd of over 15,000 fans on Saturday, as Prairie View used a couple of big scoring plays to pull out a 24-17 Homecoming victory.

Trey Green (135 yds) and Jalen Morton (140 yds) combined to throw for 275 yards and one touchdown by Green to lead the Panthers (4-2, 4-1 SWAC). Green's lone touchdown toss was for 24 yards to Joshua Simmons in the second quarter.

Hornets' senior quarterback Quinterris Toppings accounted for 156 yards of offense along with one rushing touchdown for one yard to advance ASU 14-0 in the first quarter. Alabama State had a 17-7 lead heading into the locker room. Toppings was 17-for-30 for 129 yards and sacked twice.

**SCORING SUMMARY**

<b>ALABAMA STATE</b>	<b>14</b>	<b>3</b>	<b>0</b>	<b>0</b>	<b>0</b>	<b>--</b>	<b>17</b>
<b>PRAIRIE VIEW A&amp;M</b>	<b>0</b>	<b>7</b>	<b>7</b>	<b>3</b>	<b>7</b>	<b>--</b>	<b>24</b>

1st	10:55	ALST	Khalid Thomas 1 yd run (David Albert kick)
1st	00:06	ALST	Q. Toppings 1 yd run (David Albert kick)
2nd	05:48	PV	Joshua Simmons 24 yd pass from Trey Green (O. Hoolihan kick)
2nd	00:00	ALST	David Albert 32 yd field goal
3rd	04:30	PV	Jalen Morton 1 yd run (Owen Hoolihan kick)
4th	00:12	PV	Owen Hoolihan 37 yd field goal
OT	00:00	PV	Caleb Broach 1 yd run (Owen Hoolihan kick)

**STATISTICS**
**TEAM STATS**

	<b>ASU</b>	<b>PVAMU</b>
FIRST DOWNS	17	22
RUSHES-YARDS (NET)	48-152	35-163
PASSING YDS (NET)	129	275
Passes Comp.-Att.-Int.	17-32-0	17-40-2
TOTAL OFFENSE PLAYS-YARDS	80-281	75-438
Fumble Returns-Yards	0-0	0-0
Punt Returns-Yards	0-0	0-0
Kickoff Returns-Yards	2-21	3-47
Punts (Number-Avg)	8-41.2	5-35.4
Fumbles - Lost	1-1	3-2
Penalties - Yds.	9-105	8-57
Possession Time	33:10	26:50
3rd Down Conversions	9 of 20	6 of 16
4th Down Conversions	1 of 2	3 of 3
Red-Zone Scores - Chances	4-4	2-3
Sacks By: Number - Yards	2-(-3)	4-17

**INDIVIDUAL STATISTICS**
**RUSHING: ASU** - Thomas 21-106; Toppings 12-33; King 5-17; White 1-4; Anderson 2-4; Young-Battle 5-11; Graham 1-0; Watkins 1-0. **PVAMU** - Morton 11-55; Simmons 2-34; McCray 7-30; Broach 4-19; Green 2-16; Floyd 2-11; Tucker 7-16.

**PASSING: ASU** - Toppings 17-30-0-129; Young-Battle 0-2-0-0. **PVAMU** - Green 7-15-1-140; Morton 10-25-1-135.

**RECEIVING: ASU** - White 6-30; Beamus 3-38; Lee 3-24; Thomas 2-10; Barnes 1-13; Graham 1-9; Archer 1-5. **PVAMU** - Lastra 6-102; Smith 4-94; Simmons 4-51; Jackson 1-18; Floyd 1-10; Rouss 1-0.

**TACKLES (UA-A-TOT): ASU** - Garnett 4-3-7; Berry 3-4-7; Johnson 7-0-7; Street 0-5-5. **PVAMU** - Single 5-4-9; O'Lear 4-5-9; Skinner 6-3-9; Guillory 3-4-7.

**ALABAMA STATE 56 - MVSU 24**

ASU STADIUM • MONTGOMERY, AL

OCTOBER 15, 2016 • ATTENDANCE: 1,526

Running back Khalid Thomas had a career day rushing, quarterback Quinterris Toppings got a chance to rest early with the Hornets well in front with a big lead and the Alabama State football team pounded Mississippi Valley State 56-24 on Saturday afternoon at ASU Stadium for a conference victory.

**SCORING SUMMARY**

<b>MISSISSIPPI VALLEY ST.</b>	<b>3</b>	<b>7</b>	<b>0</b>	<b>14</b>	<b>--</b>	<b>24</b>
<b>ALABAMA STATE</b>	<b>7</b>	<b>21</b>	<b>14</b>	<b>14</b>	<b>--</b>	<b>56</b>

1st	11:06	ALST	Khalid Thomas 1 yd run (David Albert kick)
1st	04:00	MVSU	Nicholas Jacque 33 yd field goal
2nd	11:15	ALST	Q. Toppings 6 yd run (David Albert kick)
2nd	09:09	MVSU	Joshua Banks 33 yd pass from Austin Bray (Nicholas Jacque kick)
2nd	06:50	ALST	Willis White 19 yd pass from Q. Toppings (David Albert kick)
2nd	05:07	ALST	Rob Pritchett 13 yd run (David Albert kick)
3rd	08:00	ALST	Alex Anderson 17 yd run (David Albert kick)
3rd	00:47	ALST	Marlon Archer 48 yd pass from Ju Young-Battle (Albert kick)
4th	11:56	MVSU	Joshua Banks 14 yd pass from Jarman (Nicholas Jacque kick)
4th	03:38	MVSU	Yusupha Foster 33 yd run (Nicholas Jacque kick)
4th	02:08	ALST	Ju Young-Battle 41 yd run (David Albert kick)
4th	00:50	ALST	David Whitlow 22 yd run (David Albert kick)

**STATISTICS****TEAM STATS**

	<b>MVSU</b>	<b>ASU</b>
FIRST DOWNS	18	28
RUSHES-YARDS (NET)	28-108	54-346
PASSING YDS (NET)	294	212
Passes Comp.-Att.-Int.	20-35-4	12-23-3
TOTAL OFFENSE PLAYS-YARDS	63-402	77-558
Fumble Returns-Yards	0-0	0-0
Punt Returns-Yards	1-40	0-0
Kickoff Returns-Yards	6-95	2-7
Punts (Number-Avg)	4-38.5	3-25.3
Fumbles - Lost	2-1	0-0
Penalties - Yds.	9-115	5-27
Possession Time	27:52	32:08
3rd Down Conversions	4 of 11	5 of 10
4th Down Conversions	0 of 1	0 of 2
Red-Zone Scores - Chances	2-3	5-6
Sacks By: Number - Yards	2-14	3-12

**INDIVIDUAL STATISTICS**

**RUSHING: MVSU** - Foster 10-54; Jarman 7-39; Anderson 3-16; Bray 6-17; Chambers 1-0. **ASU** - Thomas 16-150; Toppings 7-46; Young-Battle 5-57; Anderson 6-32; Whitlow 1-22; Thomas (Ken) 6-17; Gray 5-16; Pritchett 2-13; Beckwith 4-14.

**PASSING: MVSU** - Jarman 8-14-2-139; Bray 11-19-1-120; McIntosh 1-1-0-35; Chambers 0-1-1-0. **ASU** - Toppings 10-16-2-155; Young-Battle 2-7-1-57.

**RECEIVING: MVSU** - Banks 8-177; Simms 5-38; Bryant 2-39; Chambers 2-23; Anderson 1-11; Barron 1-3; Foster 1-3. **ASU** - White 3-32; Macharry 2-32; Archer 1-48; LeVay 1-35; Pritchett 1-25; Williams 1-15; Barnes 1-9; Brown 1-9; Anderson 1-7.

**TACKLES (UA-A-TOT): MVSU** - Jackson 4-3-7; Cheata 3-4-7; Young 3-2-5. **ASU** - Berry 4-3-7; Jackson 1-6-7.

**ALABAMA A&M 42 - ALABAMA STATE 41**

LEGION FIELD • BIRMINGHAM, AL

OCTOBER 29, 2016 • ATTENDANCE: 63,110

Strings of unanswered scoring runs, fiery comebacks, and plenty of dramatic moments in a see saw second half characterized the 75th annual McDonald's Magic City Classic presented by Coca-Cola between Alabama State and Alabama A&M on Saturday at Legion Field.

**SCORING SUMMARY**

<b>ALABAMA STATE</b>	<b>14</b>	<b>0</b>	<b>21</b>	<b>0</b>	<b>6</b>	<b>--</b>	<b>41</b>
<b>ALABAMA A&amp;M</b>	<b>3</b>	<b>10</b>	<b>14</b>	<b>8</b>	<b>7</b>	<b>--</b>	<b>42</b>

1st	09:47	ALST	Khalid Thomas 16 yd run (David Albert kick)
1st	04:21	AAMU	Nick Carden 24 yd field goal
1st	03:25	ALST	Q. Toppings 73 yd run (David Albert kick)
2nd	11:40	AAMU	Jordan Bentley 22 yd run (Nick Carden kick)
2nd	00:00	AAMU	Nick Carden 30 yd field goal
3rd	13:57	AAMU	Tevin McKenzie 37 yd pass from De'Angelo Balla (Carden kick)
3rd	09:36	AAMU	Jordan Bentley 1 yd run (Nick Carden kick)
3rd	06:03	ALST	Willis White 44 yd pass from Q. Toppings (David Albert kick)
3rd	03:54	ALST	Marq Beckwith 4 yd run (David Albert kick)
3rd	00:11	ALST	Alex Anderson 11 yd run (David Albert kick)
4th	08:16	AAMU	Tevin McKenzie 1 yd run (Kalias Robertson pass)
OT	15:00	ALST	Marq Beckwith 14 yd run (David Albert kick failed)
OT	15:00	AAMU	Jonathan Dorsey 18 yd pass from De'Angelo Balla (Carden kick)

**STATISTICS****TEAM STATS**

	<b>ASU</b>	<b>AAMU</b>
FIRST DOWNS	19	25
RUSHES-YARDS (NET)	49-391	48-255
PASSING YDS (NET)	60	297
Passes Comp.-Att.-Int.	4-15-1	20-36-1
TOTAL OFFENSE PLAYS-YARDS	64-451	84-552
Fumble Returns-Yards	0-0	0-0
Punt Returns-Yards	3-115	0-0
Kickoff Returns-Yards	4-114	3-68
Punts (Number-Avg)	6-35.2	7-35.3
Fumbles - Lost	1-0	0-0
Penalties - Yds.	8-43	2-7
Possession Time	25:16	34:44
3rd Down Conversions	4 of 12	4 of 16
4th Down Conversions	0 of 1	3 of 3
Red-Zone Scores - Chances	3-4	5-6
Sacks By: Number - Yards	2-10	1-17

**INDIVIDUAL STATISTICS**

**RUSHING: ASU** - Thomas 24-175; Toppings 6-144; Beckwith 6-44; Young-Battle 5-44; Anderson 4-21; King 2-6; Vincent 1-0. **AAMU** - Balla 19-113; Bentley 15-82; Harris 3-31; Brower 6-19; McKenzie 4-18; Murray 1-6.

**PASSING: ASU** - Toppings 3-10-0-60; Young-Battle 1-5-0-0. **AAMU** - Balla 19-35-0-290; McKenzie 1-1-0-7.

**RECEIVING: ASU** - Lee 2-16; White 1-44; Thomas 1-0. **AAMU** - McKenzie 6-76; Dorsey 4-75; Heath 4-72; Robertson 1-51; Williams 1-12; Clash 1-8; Balla 1-7; Holloway 1-3; Harris 1(-7).

**TACKLES (UA-A-TOT): ASU** - Berry 3-6-9; Street 6-1-7; Jackson 1-6-7. **AAMU** - Davis 7-5-12; Giles 5-3-8; Mills 1-5-6; Calloway 2-3-5.

**ALABAMA STATE 14 - JACKSON STATE 7**
**ASU STADIUM • MONTGOMERY, AL**
**NOVEMBER 5, 2016 • ATTENDANCE: 7,823**

The Alabama State football team's defense came up large with a stingy effort to hold Jackson State to just 294 total yards of offense on their way to a 14-7 victory at ASU Stadium on Saturday.

Kourtney Berry led the unit with nine tackles, Darron Johnson added eight tackles and Ronnie Scott came up with a critical pass break up on a 4th and 5 in the red zone to cause a JSU turnover on downs.

Alex Anderson had the winning touchdown on a 15-yard scamper with 9:01 remaining in the fourth quarter.

Palmer Graham caught a 23-yard touchdown pass from Jajuan Young-Battle to pull the Hornets even with the Tigers after a David Albert PAT with 4:42 left in the third quarter.

**SCORING SUMMARY**

<b>JACKSON STATE</b>	<b>0</b>	<b>0</b>	<b>7</b>	<b>0</b>	<b>--</b>	<b>7</b>
<b>ALABAMA STATE</b>	<b>0</b>	<b>0</b>	<b>7</b>	<b>7</b>	<b>--</b>	<b>14</b>

3rd	07:55	JSU	Jairus Moll 63 yd pass from Jarin Morikawa (Ch. Jacquemin kick)
3rd	04:42	ALST	Palmer Graham 23 yd pass from Ju Young-Battle (Albert kick)
4th	09:01	ALST	Alex Anderson 15 yd run (David Albert kick)

**STATISTICS**

<b>TEAM STATS</b>	<b>ASU</b>	<b>JSU</b>
FIRST DOWNS	17	20
RUSHES-YARDS (NET)	24-60	45-172
PASSING YDS (NET)	234	125
Passes Comp.-Att.-Int.	24-44-0	12-21-0
TOTAL OFFENSE PLAYS-YARDS	68-294	66-297
Fumble Returns-Yards	0-0	0-0
Punt Returns-Yards	2-23	2-36
Kickoff Returns-Yards	2-24	2-26
Punts (Number-Avg)	9-32.2	8-34.5
Fumbles - Lost	0-0	1-0
Penalties - Yds.	12-86	2-26
Possession Time	30:44	28:30
3rd Down Conversions	5 of 16	5 of 16
4th Down Conversions	0 of 1	0 of 0
Red-Zone Scores - Chances	0-2	1-3
Sacks By: Number - Yards	4-30	1-6

**INDIVIDUAL STATISTICS**

**RUSHING: JSU** - R. Johnson 11-43; J. Johnson 7-28; Bates 3-4; Blue 1-0; Adams 1-0; Morikawa 1-0. **ASU** - Thomas 18-109; Young-Battle 18-94; Anderson 2-18; Beckwith 5-12; Gray 1-6.

**PASSING: JSU** - Morikawa 24-43-0-234; Thomas 0-1-0-0. **ASU** - Young-Battle 12-21-0-125.

**RECEIVING: JSU** - Moll 5-73; Shumake 5-46; Floyd 3-29; Parrish 2-27; Ivy 2-23; McKenzie 2-15; Thomas 1-9; Jones 1-8; Ward 1-8; James 1-2; Johnson 1-(-6). **ASU** - White 4-22; Thomas 3-48; Lee 3-29; Graham 1-23; Beckwith 1-3.

**TACKLES (UA-A-TOT): JSU** - Jones 6-4-10; Lloyd 5-2-7; Anderson 5-0-5; Bishop 4-1-5; Woods 4-1-5. **ASU** - Berry 3-6-9; Johnson 2-6-8; Hill 6-1-7; Henderson 1-6-7.

**GRAMBLING STATE 21 - ALABAMA STATE 0**
**INDEPENDENCE STADIUM • SHREVEPORT, LA**
**NOVEMBER 12, 2016 • ATTENDANCE: 15,043**

The Alabama State football team put together a second consecutive strong defensive effort by holding the conference's top-ranked offense with just 14 points through most of the game before ultimately falling 21-0 at Independence Stadium in the Red River State Fair Classic on Saturday.

The Hornets were coming off its most complete defensive effort of the season in a 14-7 victory against conference foe Jackson State last week, but had difficulty in generating offense against a SWAC school that has yet to lose in conference play in Grambling State.

The Tigers (7-1 overall, 7-0 SWAC), who entered averaging 45.7 points per game, were marginalized by a stingy Hornets defense that put forth a valiant effort.

Alabama State (3-7 overall, 3-6 SWAC) trailed 14-0 after the first quarter, but did not allow any points in the second and third quarters. Tigers' quarterback Devante Kincade found Verlan Hunter for a 16-yard touchdown strike and Jestin Kelly followed with a two-yard touchdown rush with 5:59 remaining in the first quarter.

**SCORING SUMMARY**

<b>ALABAMA STATE</b>	<b>0</b>	<b>0</b>	<b>0</b>	<b>0</b>	<b>--</b>	<b>0</b>
<b>GRAMBLING STATE</b>	<b>14</b>	<b>0</b>	<b>0</b>	<b>7</b>	<b>--</b>	<b>21</b>

1st	10:49	GSU	Verlan Hunter 16 yd pass from Devante Kincade (kick good)
1st	05:59	GSU	Jestin Kelly 2 yd run (kick good)
4th	00:43	GSU	Chad Williams 43 yd pass from Charles Wright (kick good)

**STATISTICS**

<b>TEAM STATS</b>	<b>ASU</b>	<b>GSU</b>
FIRST DOWNS	19	21
RUSHES-YARDS (NET)	40-205	35-126
PASSING YDS (NET)	176	226
Passes Comp.-Att.-Int.	19-38-0	17-36-1
TOTAL OFFENSE PLAYS-YARDS	78-381	71-352
Fumble Returns-Yards	0-0	0-0
Punt Returns-Yards	1-33	1-7
Kickoff Returns-Yards	2-38	1-15
Punts (Number-Avg)	7-36.4	6-32.7
Fumbles - Lost	1-1	1-0
Penalties - Yds.	16-216	5-44
Possession Time	32:19	27:29
3rd Down Conversions	4 of 16	6 of 14
4th Down Conversions	0 of 5	0 of 1
Red-Zone Scores - Chances	0-1	2-2
Sacks By: Number - Yards	0-0	4-43

**INDIVIDUAL STATISTICS**

**RUSHING: ASU** - Thomas 17-119; Young-Battle 12-85; Beckwith 6-40; Anderson 3-13; King 1-11; Toppings 1-0. **GSU** - Kelly 13-65; Carter 13-47; Wright 3-18; Brook 3-9; Dixon 1-2; Kincade 2-0.

**PASSING: ASU** - Young-Battle 16-32-0-160; Toppings 3-6-0-16. **GSU** - Wright 6-14-0-115; Kincade 11-22-1-111.

**RECEIVING: ASU** - Lee 7-107; White 3-6; Macharry 2-14; Davis 2-11; Beckwith 2-11; Archer 1-10; Porter 1-10; Thomas 1-7. **GSU** - Williams 10-145; Hunter 5-52; Lindsey 2-29.

**TACKLES (UA-A-TOT): ASU** - Johnson 7-0-7; Aurismond 6-0-6; Roberts 4-0-4; Berry 4-0-4; Wilson 4-0-4. **GSU** - Christ 7-0-7; Stallworth 6-0-6; Cooper 6-0-6.

## ALABAMA STATE 53 - MILES 20

**ASU STADIUM • MONTGOMERY, AL**
**NOVEMBER 24, 2016 • ATTENDANCE: 18,972**

The Alabama State football team responded emphatically with their biggest half of the season, a 41-point second-half boom, and zipped past Miles College 53-20 on Thursday to celebrate homecoming while rekindling the pageantry and tradition of the 93rd Turkey Day Classic at ASU Stadium. Alabama State (4-7) sent out their senior class in grand fashion as 19 players stepped onto the field for the last time as a player and scored 53 unanswered points after falling behind in the early goings of the game.

### SCORING SUMMARY

MILES	14	0	0	6	--	20
ALABAMA STATE	6	6	34	7	--	53

1st	12:37	MC	Smith,Trey 30 yd pass from Whipple,David (Christiansen kick)
1st	05:44	MC	Brown,Devin 11 yd pass from Whipple,David (Christiansen kick)
1st	03:18	ALST	Khalid Thomas 6 yd run (Ju Young-Battle pass failed)
2nd	09:06	ALST	Q. Toppings 1 yd run (Q. Toppings pass failed)
3rd	14:48	ALST	Bradley Street 100 yd kickoff return (David Albert kick)
3rd	09:55	ALS	Ricky Haley 60 yd interception (David Albert kick)
3rd	08:18	ALST	Khalid Thomas 42 yd run (David Albert kick)
3rd	06:53	ALST	Austin Beamus 35 yd pass from Q. Toppings (David Albert kick)
3rd	02:45	ALST	Alex Anderson 9 yd run (David Albert rush failed)
4th	08:54	ALST	Brandon Barnes 5 yd pass from Q. Toppings (David Albert kick)
4th	00:52	MC	Esther,Jonathan 1 yd run (Neely,Tommy pass failed)

### STATISTICS

TEAM STATS	MILES	ASU
FIRST DOWNS	16	20
RUSHES-YARDS (NET)	28-83	43-291
PASSING YDS (NET)	256	166
Passes Comp.-Att.-Int.	21-43-1	17-24-0
TOTAL OFFENSE PLAYS-YARDS	71-339	67-457
Fumble Returns-Yards	1-2	0-0
Punt Returns-Yards	2-25	5-64
Kickoff Returns-Yards	9-97	3-138
Punts (Number-Avg)	12-36.9	4-33.5
Fumbles - Lost	0-0	2-2
Penalties - Yds.	18-128	13-100
Possession Time	33:03	26:57
3rd Down Conversions	4 of 17	4 of 11
4th Down Conversions	0 of 1	0 of 2
Red-Zone Scores - Chances	2-2	4-6
Sacks By: Number - Yards	1-4	4-17

### INDIVIDUAL STATISTICS

**RUSHING: MC** - Kelly 3-54; Jackso 7-29; Whipple 4-23; Neely 3-8; Esther 7-6; Mays 4-0. **ASU** - Thomas 17-177; Beckwith 8-48; Toppings 11-46; Anderson 4-30; Henderson 1-7; Thomas 1-2.

**PASSING: MC** - Whipple 10-13-0-158; Neely 11-29-0-98; Kelly 0-1-1-0. **ASU** - Toppings 17-24-0-166.

**RECEIVING: MC** - Bell 6-72; Brown 4-52; Kelly 4-34; Smith 3-57; Leonard 2-28; Campbell 1-10; Davis 1-3. **ASU** - Graham 5-61; Beamus 5-60; Thomas 2-6; Macharry 1-13; Beckwith 1-11; Barrett 1-5; Barnes 1-5; Porter 1-5.

**TACKLES (UA-A-TOT): MC** - Poole 6-2-8; Slade 4-2-6; Stephens 2-4-6; Philon 3-3-6.

**ASU** - Scott 5-1-6; Berry 4-2-6; Johnson 3-1-4; Henderson 3-1-4; Wilson 2-2-4.

# YEAR-BY-YEAR RESULTS

**1901 (0-1)**

Tuskegee L 0-37

**THEODORE BRADFORD**
*1902 - 1904*
**0-2**
**1902 (0-1)**

Tuskegee L 0-85

**1903 (N/A)**

results unavailable

**1904**

Tuskegee L 0-65

**J.A. WELTON**
*1905 - 1908*
**4-5-1**
**1905 (0-2)**

Tuskegee L 0-6

Talladega L 0-5

**1906 (0-1-1)**

Tuskegee L 0-5

Talladega T 5-5

**1907 (1-1)**

Tuskegee L 0-6

Talladega W 10-5

**1908 (3-1)**

Talladega W 5-0

Talladega W 6-0

Tuskegee L 0-6

Atlanta University W 6-0

**JOHN HOPE**
*1909 - 1916*
**17-6-1**
**1909 (5-0)**

Talladega W 6-0

Atlanta University W 6-0

Florida A&amp;M W 65-0

Americus Institute W 18-0

Tuskegee W 2-0

**1910 (3-1)**

Talladega W 6-0

Atlanta University W 6-0

Americus Institute W 6-0

Morehouse L 0-17

**1911 (2-1)**

Americus Institute W 12-0

Jackson W 17-0

Talladega L 5-6

**1912 (N/A)**

results unavailable

**1913 (N/A)**

results unavailable

**1914 (3-1)**

Selma W 39-0

Americus Institute W 26-0

Tuskegee W 7-0

Talladega L 0-19

**1915 (2-1)**

Tuskegee W 13-0

Selma W 40-0

Fisk L 0-25

**1916 (2-2-1)**

Selma W 41-0

Paine W 62-20

Birmingham L 0-12

**PROFESSOR KILPATRICK**
*1917 - 1920*
**1-3-1**
**1917 (1-2)**

Talladega L 0-19

Selma W 72-0

Ohio National Guard L 0-19

**1918 (0-1-1)**

Tuskegee L 0-31

Clark T 0-0

**1919 (N/A)**

results unavailable

**1920 (N/A)**

results unavailable

**RALPH HARRIS**
*1921 - 1925*
**21-13-3**
**1921 (2-1-2)**

24th Infantry T 7-7

Talladega L 20-21

Bethel W 7-0

24th Infantry W 7-0

Miles T 7-7

**1922 (4-3)**

Tuskegee L 0-19

24th Infantry L 0-26

Stillman W 38-0

24th Infantry L 0-12

Mobile W 31-0

Selma W 82-0

Florida A&amp;M W 14-0

**1923 (4-4)**

Stillman W 30-0

Talladega L 0-13

Tuskegee L 6-13

24th Infantry W 18-12

Birmingham W 26-0

Miles W 16-0

Morehouse L 0-25

Florida A&amp;M L 0-6

**1924 (5-3)**

Selma W 20-0

Birmingham W 12-0

Talladega W 13-6

Alabama A&amp;M W 30-0

24th Infantry L 7-40

Tuskegee L 7-28

Morehouse L 0-33

Florida A&amp;M W 13-6

**1925 (6-2-1)**

24th Infantry T 0-0

Birmingham W 33-0

Talladega W 7-6

Alabama A&amp;M W 7-0

Selma W 57-0

Tuskegee L 0-14

Miles W 35-0

Morehouse L 0-20

Florida A&amp;M W 25-0

**BERTRAND C. JACOBS**
*1926 - 1928*
**16-10-3**
**1926 (6-3)**

Georgia Normal W 83-0

Birmingham W 59-0

Atlanta University W 12-7

Miles W 12-0

Selma W 54-0

Tuskegee L 7-14

Talladega L 0-2

Morehouse W 12-7

Florida A&amp;M L 0-6

**1927 (5-3-2)**

Miles W 19-9

Atlanta University L 0-6

Morehouse L 6-13

Selma W 49-0

Talladega W 12-6

Clark T 6-6

Lane W 19-0

Langston L 0-14

Florida A&amp;M W 25-1

Tuskegee T 0-0

**1928 (5-4-1)**

Florida A&amp;M W 6-0

Atlanta University L 5-7

Selma W 32-6

Langston L 0-7

Talladega W 13-0

Tennessee State W 6-0

Morehouse L 7-25

Tuskegee T 6-6

Miles W 42-0

Clark L 0-28

**GASTON F. LEWIS**
*1929 - 1933*
**31-13-4**
**1929 (5-2-2)**

24th Infantry T 0-0

Florida A&amp;M W 6-0

Morris Brown W 2-0

Langston T 13-13

Alabama A&amp;M W 32-0

Clark L 0-13

Selma W 43-0

Tuskegee L 0-20

Miles W 44-0

**1930 (6-5)**

24th Infantry W 39-0

Florida A&amp;M W 13-6

Morris Brown L 0-6

Alabama A&amp;M W 46-6

Langston L 0-28

Paine W 40-13

Wilberforce L 0-26

Clark W 13-0

Miles W 19-12

Tuskegee L 6-32

Morehouse L 0-3

**1931 (8-3)**

24th Infantry W 42-0

New Orleans W 39-6

Paine W 32-12

# YEAR-BY-YEAR RESULTS

Clark	W	19-7
Alabama A&M	W	56-0
Wilberforce	L	0-32
Morris Brown	W	6-0
Florida A&M	W	14-0
Tuskegee	L	7-32
Morehouse	W	24-0
Prairie View	L	2-27

**1932 (6-1-1)**

Prairie View	W	9-7
Clark	W	8-0
Alabama A&M	W	18-0
Florida A&M	W	7-0
Southern	W	12-7
Morris Brown	T	7-7
West Virginia State	W	6-4
Tuskegee Institute	L	0-7

**1933 (6-2-1)**

Xavier	W	7-0
LeMoyne	W	24-0
Southern	W	14-0
West Virginia State	W	7-0
Florida A&M	W	32-6
Benedict	W	26-0
Morris Brown	T	0-0
Wilberforce	L	0-22
Tuskegee	L	7-14

**RUFUS LEWIS**

1934 - 1942

**42-32-9**
**1934 (4-4-2)**

Xavier	W	42-0
Wilberforce	L	8-26
Southern	L	0-12
Clark	W	20-6
Florida A&M	L	0-7
Morehouse	L	0-6
Morris Brown	T	7-7
LeMoyne	T	6-6
Alcorn State	W	6-0
Tuskegee	W	6-2

**1935 (9-1-1)**

Xavier	W	33-21
Clark	W	12-0
Southern	W	20-14
Florida A&M	W	7-0
LeMoyne	W	9-6
Talladega	W	28-0
Alcorn	W	19-0
Morehouse	W	14-6
Tuskegee	W	3-0

Morris Brown	W	0-0
Texas College	L	0-9

*\*\*The 1935 team won the Southern Athletic Conference Championship but lost to Texas College, 9-0, in the national Championship game on Dec. 27 in Tyler, Texas.\*\**

**1936 (5-2-3)**

Clark	W	9-6
Kentucky State	W	6-0
Miles	W	40-6
LeMoyne	W	6-0
Texas College	T	6-6
Florida A&M	T	0-0
Morris Brown	T	0-0
Xavier	L	0-6
Morehouse	W	12-0
Tuskegee	L	0-7

**1937 (3-7)**

Florida A&M	L	0-7
Morehouse	W	10-0
Morris Brown	L	7-26
Clark	W	8-0
Talladega	W	51-0
LeMoyne	L	0-22
Xavier (La.)	L	0-21
South Carolina State	L	0-14
Kentucky State	L	0-51
Tuskegee	L	0-14

**1938 (4-4-1)**

Florida A&M	L	0-17
Morehouse	L	0-8
Morris Brown	L	7-10
Clark	W	23-0
LeMoyne	L	0-20
Xavier	T	12-12
South Carolina State	W	17-0
Lane	W	13-7
Tuskegee	W	26-0

**1939 (6-2-2)**

Florida A&M	W	9-6
Morehouse	W	7-0
Morris Brown	T	0-0
LeMoyne	W	18-0
Xavier	W	13-7
South Carolina State	W	30-12
Lane	T	6-6
Alcorn State	W	6-0
Tennessee State	L	13-14
Tuskegee	L	0-6

**1940 (7-2)**

Florida A&M	W	7-6
Morehouse	W	25-9
Morris Brown	L	3-21
LeMoyne	L	6-7
Xavier	W	13-7
South Carolina State	W	26-0
Alabama A&M	W	24-6
Prairie View	W	30-26
Tuskegee	W	31-12

**1941 (4-4)**

Alabama A&M	W	21-13
Lane	L	0-20
Morehouse	W	6-2
Florida A&M	L	0-22
Morris Brown	L	6-26
LeMoyne	W	12-6
Xavier	W	27-13
Tuskegee	L	6-33

**1942 (0-6)**

South Carolina State	L	12-42
Xavier	L	0-8
Clark	L	0-19
Morris Brown	L	0-25
Morehouse	L	7-15
Tuskegee	L	0-27

**JOHN BROWN**

1943

**1-4-1**
**1943 (1-4-1)**

Xavier	L	6-8
Clark	L	0-19
Morris Brown	L	0-12
Florida A&M	T	6-6
Tuskegee	L	13-19

**GEORGIE LOCKHART /**
**E.B. CAMPBELL**
**0-7**
**1944 (0-7-0)**

Tuskegee AAF	L	0-21
Morris Brown	L	0-21
Morehouse	L	0-19
Florida A&M	L	6-44
Clark	L	6-33
Fort Benning	L	12-19
Tuskegee	L	12-32

**JOHN BROWN**

1945 - 1948

**9-20-4**
**1945 (2-3)**

Alabama A&M	W	20-7
Clark	L	7-13
Morehouse	W	12-6
Florida A&M	L	2-35
Tuskegee	L	0-26

**1946 (4-4-1)**

Miles	W	12-0
Knoxville	W	12-7
Fort Valley	W	25-6
Alabama A&M	W	15-14
Lane	L	0-20
Clark	L	6-20
Morehouse	T	0-0
Florida A&M	L	0-17
Tuskegee	L	14-26

**1947 (2-5-2)**

Fisk	T	6-6
Fort Valley	L	0-25
Alabama A&M	W	12-6
Xavier	W	19-6
Clark	L	6-12
Morris Brown	L	6-25
Morehouse	L	12-19
Florida A&M	L	12-58
Tuskegee	T	26-26

**1948 (1-8-1)**

Texas State	L	0-59
Fisk	L	0-7
Fort Valley	L	7-16
Alabama A&M	L	6-14
Lane	L	2-16
Clark	T	0-0
Morris Brown	L	0-30
Morehouse	W	7-0
Florida A&M	L	0-41
Tuskegee	L	0-15

**JAMES H. DIXON**

1949 - 1951

**5-20-3**
**1949 (2-6-2)**

Bethune-Cookman	L	6-18
Xavier	W	12-6
LeMoyne	L	19-25
Morehouse	T	0-0
Clark	L	6-12

# YEAR-BY-YEAR RESULTS

Fisk	L	7-36
Lane	W	10-3
Alabama A&M	T	13-13
Fort Valley	L	6-13
Tuskegee	L	19-20

**1950 (3-6-1)**

Jackson College	L	6-12
Xavier	L	0-55
LeMoyne	W	6-0
Morehouse	W	8-7
Clark	T	0-0
Fisk	L	0-6
Lane	L	12-14
Tuskegee	L	0-16
Alabama A&M	W	16-12
Fort Valley	L	26-27

**1951 (0-8)**

Jackson	L	7-12
Xavier	L	0-13
Savannah State	L	12-25
Morehouse	L	8-9
Clark	L	6-7
Fisk	L	0-19
Alabama A&M	L	6-27
Tuskegee	L	13-26

**A.E. SIMMONS**
*1952 - 1961*
**43-40-3**
**1952 (4-5)**

Morehouse	W	12-0
Dillard	L	18-21
Savannah State	W	34-7
Xavier	L	0-46
Clark	L	6-25
Fisk	W	7-6
Lane	L	18-43
Alabama A&M	L	13-38
Tuskegee	W	28-13

**1953 (5-4)**

Dillard	W	13-6
Xavier	L	0-13
Savannah State	W	74-0
Morehouse	W	7-0
Clark	L	7-12
Fisk	L	12-13
Alabama A&M	L	7-13
Lane	W	39-0
Tuskegee	W	6-2

**1954 (6-3)**

Fort Valley	L	7-13
-------------	---	------

Xavier	L	13-19
Lane	W	28-6
Morehouse	W	35-0
Clark	L	7-12
Dillard	W	19-13
Alabama A&M	W	23-7
Savannah State	W	39-0
Tuskegee	W	23-2

**1955 (7-2)**

Fort Valley	W	25-0
Xavier	L	12-14
Lane	W	46-6
Morehouse	W	25-20
Clark	W	13-6
Fisk	W	27-14
Alabama A&M	L	6-13
Savannah State	W	14-6
Tuskegee	W	19-13

**1956 (3-5-1)**

Fort Valley	L	7-14
Xavier	L	6-19
Lane	W	32-28
Morehouse	L	14-28
Clark	L	6-13
Fisk	W	28-6
Savannah State	W	34-0
Alabama A&M	T	0-0
Tuskegee	L	13-19

**1957 (4-5)**

Fort Valley*	L	0-2
Xavier	L	0-20
Lane	L	6-12
Morehouse	W	12-0
Clark	L	6-28
Alabama A&M	W	13-7
Savannah State	L	6-13
Fisk	W	20-6
Tuskegee	W	13-7

\* Lost by forfeit

**1958 (4-4)**

Xavier	W	12-6
Lane	W	14-8
Morehouse	L	10-26
Clark	L	12-28
Alabama A&M	W	20-8
Savannah State	L	8-12
Fisk	W	20-6
Tuskegee	L	20-24

**1959 (4-2-2)**

Xavier	L	14-19
--------	---	-------

Lane	W	14-8
Morehouse	L	0-26
Clark	T	28-28
Alabama A&M	W	22-0
Fisk	W	26-6
Savannah State	T	14-14
Tuskegee	W	22-20

**1960 (5-3)**

Lane	W	14-6
Morehouse	W	13-6
Clark	L	12-14
Alabama A&M	L	20-22
Fisk	W	18-0
Dillard	W	32-14
Savannah State	W	32-0
Tuskegee	L	8-12

**1961 (1-7)**

Alabama A&M	L	12-32
Clark	L	0-26
Fisk	L	12-18
Lane	W	22-0
Morehouse	L	6-14
Dillard	L	0-22
Savannah State	L	10-32
Tuskegee	L	12-19

**C.E. ANDERSON**
*1962*
**0-8**
**1962 (0-8)**

Dillard	L	6-48
Lane	L	14-22
Morehouse	L	6-28
Clark	L	0-61
Alabama A&M	L	6-54
Savannah State	L	0-8
Fisk	L	0-42
Tuskegee	L	0-42

**MARINO CASEM**
*1963*
**2-8**
**1963 (2-8)**

Rust	L	8-18
Fort Valley	L	6-18
Mississippi Vocational	L	0-42
Lane	W	20-0
Dillard	L	6-20
Clark	L	14-32
Alabama A&M	L	14-48
Savannah State	W	14-12
Fisk	L	16-24
Tuskegee	L	0-3

**WHITNEY VAN CLEVE**
*1964 - 1968*
**35-14-1**
**1964 (4-6)**

Rust	L	6-14
Fort Valley	L	0-19
Mississippi Vocational	L	8-27
Lane	W	13-12
Fisk	W	19-0
Morehouse	L	0-12
Alabama A&M	L	0-30
Dillard	W	27-6
Clark	L	7-14
Tuskegee	W	19-11

**1965 (6-4)**

Fort Valley	W	26-22
Mississippi Valley St.	L	6-52
Jackson State	W	6-56
Fisk	W	27-0
Morehouse	W	26-6
Alabama A&M	L	0-34
Albany State	L	6-19
Clark	W	27-21
Lane	W	62-0
Tuskegee	W	20-12

**1966 (8-2)**

Fort Valley	W	13-0
Mississippi Valley St.	W	21-14
Jackson State	L	13-56
Fisk	W	26-0
Morehouse	W	69-0
Alabama A&M	L	19-36
Albany State	W	20-18
Clark	W	14-0
Lane	W	26-0
Tuskegee	W	36-14

**1967 (9-1)**

Fort Valley	W	24-8
Savannah State	W	22-8
Miles College	W	13-0
Fisk	W	32-16
Morehouse	W	25-8
Alabama A&M	W	13-7
Albany State	W	12-6
Clark	W	25-7
Knoxville	W	66-27
Tuskegee	L	8-21

**1968 (8-1-1)**

Savannah State	W	35-32
Fort Valley	W	28-19

# YEAR-BY-YEAR RESULTS

Knoxville	W	62-37
Albany State	W	24-0
Fisk	W	42-34
Morehouse	T	19-19
Alabama A&M	W	27-21
Clark	W	30-13
Miles	W	31-13
Tuskegee	L	12-28

**HENRY HOLBERT**  
*1969 - 1972*  
**21-21**

**1969 (7-3)**

Savannah State	W	17-0
Fort Valley	L	21-23
Albany State	W	24-6
Knoxville	W	37-0
Fisk	W	34-12
Morehouse	W	26-0
Alabama A&M	W	26-6
Clark	L	9-10
Miles	W	39-14
Tuskegee	L	14-28

**1970 (6-4)**

Miles	W	27-6
South Carolina State	W	29-20
Morris Brown	L	13-30
Fisk	L	8-45
Albany State	W	25-20
Morehouse	W	27-7
Alabama A&M	L	18-26
Bethune-Cookman	W	30-27
Clark	W	47-7
Tuskegee	L	20-34

**1971 (4-7)**

Lane	L	14-15
Miles	W	7-0
Morris Brown	L	33-46
Fisk	L	16-21
Albany State	L	14-23
Morehouse	W	31-8
Alabama A&M	W	12-6
Bethune-Cookman	L	12-14
Clark	W	24-11
Tennessee State	L	0-43
Tuskegee	L	0-13

**1972 (4-7)**

Arkansas State	L	7-34
Miles	W	26-21
Morris Brown	W	16-8
Florida A&M	W	13-8
Albany State	L	14-20

Fisk	L	6-26
Alabama A&M	L	7-8
Bethune-Cookman	L	8-61
Clark	W	17-11
Tennessee State	L	0-43
Tuskegee	L	0-13

**WILLIE J. PARKER**  
*1973 - 1976*  
**10-22**

**1973 (3-8)**

Morgan State	L	0-32
Miles	W	18-14
Morris Brown	W	27-0
Florida A&M	L	0-27
Albany State	L	14-20
Fisk	L	3-7
Alabama A&M	L	7-10
Bethune-Cookman	L	0-32
Tennessee State	L	7-35
Kentucky State	W	14-13
Tuskegee	L	15-23

**1974 (2-8)**

Troy State	L	14-18
Morris Brown	W	13-10
Florida A&M	L	12-24
Livingston	L	6-22
Albany State	W	36-20
Alabama A&M	L	7-14
Tennessee State	L	0-56
Bethune-Cookman	L	18-36
Mississippi Valley St.	L	17-24
Tuskegee	L	7-28

**1975 (5-6)**

Lane College	W	21-7
Troy State	L	10-13
Miles	W	32-0
Morris Brown	W	28-8
Florida A&M	L	11-12
Albany State	L	12-20
Livingston	L	19-31
Alabama A&M	L	22-29
Bethune-Cookman	L	0-21
Kentucky State	W	23-10
Tuskegee	W	37-21

**GEORGE JAMES**  
*1976 - 1983*  
**43-39-2**

**1976 (8-3)**

Jackson State	L	7-25
Troy State	L	16-17
Miles	W	23-7

Morris Brown	W	21-15
Florida A&M	W	16-13
Albany State	W	31-8
Livingston	L	12-16
Alabama A&M	W	17-15
Bethune-Cookman	W	22-14
Kentucky State	W	24-7
Tuskegee Institute	W	28-14

**1977 (4-4-1)**

Jackson State	L	6-17
Alcorn State	L	7-15
Miles	W	28-14
Florida A&M	L	16-21
Livingston	W	19-12
Alabama A&M	W	14-7
Albany State	L	0-7
Kentucky State	T	7-7
Tuskegee	W	13-7

**1978 (8-3)**

Jackson State	L	6-20
Shaw	W	42-0
Alcorn State	L	12-16
Miles	W	34-3
Southern	W	9-6
Md.-Eastern Shore	W	48-12
Albany State	W	21-7
Alabama A&M	L	7-22
Kentucky State	W	21-14
Tuskegee	W	15-0
Central State	W	31-6

**1979 (6-4)**

Jackson State	L	7-14
Alcorn State	W	6-5
Savannah State	L	7-9
Livingston	W	17-8
Bethune-Cookman	W	24-13
Albany State	W	6-0
Alabama A&M	W	17-14
Grambling	L	7-21
Mississippi Valley St.	L	0-17
Tuskegee	W	20-6

**1980 (6-5)**

Jackson State	L	13-16
Alcorn State	L	3-14
Savannah State	W	45-0
Jacksonville State	L	14-24
Central State	W	39-27
Tennessee State	L	17-35
Albany State	W	30-27
Alabama A&M	W	20-17
Grambling	L	12-28
Mississippi Valley St.	W	27-17

Tuskegee	W	14-7
----------	---	------

**1981 (5-5-1)**

Jackson State	T	14-14
Alcorn State	L	3-14
Savannah State	W	45-0
Jacksonville State	L	14-24
Tennessee State	W	20-15
Albany State	W	24-15
Alabama A&M	L	3-13
Grambling	L	7-19
Mississippi Valley St.	W	17-0
Central State	W	18-0
Tuskegee	L	3-14

**1982 (4-6)**

Jackson State	L	7-21
Alcorn State	L	6-21
Albany State	W	14-7
Tennessee State	L	0-42
Mississippi Valley St.	W	27-23
Bethune-Cookman	L	6-24
Alabama A&M	L	14-27
Grambling	W	36-14
District of Columbia	W	37-24
Tuskegee	L	13-14

**1983 (2-9)**

Jackson State	L	0-21
Southern	L	7-14
Alcorn State	W	10-13
Texas Southern	L	3-10
Tennessee State	L	19-52
Mississippi Valley St.	L	27-28
Bethune-Cookman	L	6-24
Alabama A&M	L	14-27
Grambling	L	9-28
District of Columbia	W	27-24
Tuskegee	W	13-3

**WILLIE J. PARKER**  
*1984*  
**2-9**

**1984 (2-9)**

Jackson State	L	7-23
Southern	L	0-20
Alcorn State	L	0-52
Texas Southern	L	20-33
Fort Valley	L	16-42
Bethune-Cookman	L	24-31
Prairie View	W	29-20
Alabama A&M	L	12-28
Grambling	L	6-17
Mississippi Valley St.	L	7-49
Tuskegee	W	31-8

# YEAR-BY-YEAR RESULTS

**RON MITCHELL**

1985

**3-8**
**1985 (3-8)**

Jackson State	L	14-23
Southern	L	14-35
Alcorn State	L	14-30
Texas Southern	W	24-14
Fort Valley	L	5-24
Albany State	L	8-24
Prairie View	W	17-10
Alabama A&M	L	6-7
Grambling	L	0-28
Mississippi Valley St.	L	6-55
Tuskegee	W	21-0

**WILLIE J. PARKER**

1986

**4-7**
**1986 (4-7)**

Jackson State	L	20-26
Southern	L	9-27
Alcorn State	L	17-24
Texas Southern	W	35-31
Fort Valley	L	21-24
Albany State	W	14-0
Prairie View	W	20-14
Alabama A&M	L	17-20
Grambling	L	7-16
Mississippi Valley St.	L	3-19
Clark College	W	21-6

**HOUSTON MARKHAM**

1987 - 1997

**65-50-4**
**1987 (4-6)**

Southern	L	10-14
Alcorn State	W	17-9
Texas Southern	L	9-31
Albany State	W	14-0
Prairie View	W	24-7
Alabama A&M	L	17-20
Grambling	L	7-16
Mississippi Valley St.	L	0-21
Clark	W	21-6
Jackson State	L	17-41

**1988 (7-3)**

Southern	L	12-20
Alcorn State	W	29-6
Texas Southern	W	20-6
Jackson State	L	7-21
Albany State	W	16-10

Prairie View	L	45-0
Alabama A&M	W	7-0
Grambling	L	0-34
Mississippi Valley St.	W	23-0
Tuskegee	W	17-0

**1989 (5-5-1)**

Troy State	W	16-13
Southern	L	14-17
Alcorn State	L	13-27
Texas Southern	T	16-16
Florida A&M	W	23-8
Jackson State	L	14-35
Prairie View	W	47-0
Alabama A&M	L	10-17
Grambling	L	6-28
Mississippi Valley St.	W	44-13
Tuskegee	W	26-20

**1990 (8-2-1)**

Samford	T	24-24
Southern	L	6-7
Alcorn State	W	41-3
Texas Southern	L	23-24
Florida A&M	W	44-32
Jackson State	W	42-28
Miles	W	51-12
Alabama A&M	W	24-20
Grambling State	W	37-14
Mississippi Valley St.	W	43-6
Tuskegee	W	49-7

**1991 (11-0-1)**
**SWAC CHAMPIONS**
**HBCU NATIONAL CHAMPIONS**

Jackson State	W	28-27
Southern	W	19-16
Alcorn State	W	18-13
Troy State	W	22-19
Texas Southern	T	14-14
Samford	W	31-28
Prairie View	W	92-0
Alabama A&M	W	59-13
Grambling State	W	60-14
Mississippi Valley St.	W	48-20
Johnson C. Smith	W	62-6
North Carolina A&T	W	36-13

*(Alamo Heritage Bowl)*

**1992 (5-6)**

Southern	W	30-10
Alcorn State	L	7-32
Troy State	L	14-31
Central State	L	13-34
Jackson State	L	7-21
Texas Southern	L	28-30

Prairie View	W	44-6
Alabama A&M	W	14-11
Grambling State	L	19-44
Mississippi Valley St.	W	35-19
Fayetteville State	W	17-14

**1993 (5-4-1)**

Southern	L	14-23
Alcorn State	L	25-28
Troy State	L	3-38
Jackson State	L	15-17
Texas Southern	W	28-26
Prairie View	W	37-6
Alabama A&M	W	7-0
Grambling State	W	16-10
Mississippi Valley St.	W	16-14
Tuskegee	W	31-30

**1994 (6-5)**

UAB	W	27-24
Southern	L	0-31
Alcorn State	L	7-39
Troy State	L	27-49
Jackson State	L	6-24
Texas Southern	W	28-14
Prairie View A&M	W	54-13
Alabama A&M	W	26-0
Grambling State	L	24-51
Mississippi Valley St.	W	33-24
Tuskegee	W	37-35

**1995 (8-3)**

UAB	W	13-3
Southern	L	19-29
Alcorn State*	T	20-20
Troy State	L	10-28
Jackson State	L	22-24
Texas Southern	W	27-19
Prairie View A&M	W	49-16
Alabama A&M	W	37-20
Grambling State	W	37-16
Mississippi Valley St.	W	56-28
Tuskegee	W	58-20

\*Denotes Alabama State won due to an ineligible Alcorn State player\*

**1996 (3-8)**

Jackson State	L	0-40
Texas Southern	L	3-10
Southern	W	16-14
Alcorn State	L	7-31
Troy State	L	6-37
Clark-Atlanta	W	35-28
Prairie View A&M	W	31-15
Alabama A&M	L	3-20

Grambling State	L	0-7
Mississippi Valley St.	L	20-25
Tuskegee	L	14-21

**1997 (3-8)**

Jackson	L	11-38
Texas Southern	L	6-31
Troy State	L	13-20
Alcorn State	L	6-20
Arkansas-Pine Bluff	L	10-18
Southern	L	16-27
Prairie View A&M	W	56-7
Alabama A&M	W	20-13
Grambling State	W	38-13
Mississippi Valley St.	L	10-34
Tuskegee	L	16-21

**RON DICKERSON**

1998 - 1999

**7-15**
**1998 (5-6)**

Troy State	L	0-26
Texas Southern	L	6-31
Alcorn State	W	41-21
Southern	L	27-34
Arkansas-Pine Bluff	L	14-28
Jackson State	L	35-41
Prairie View A&M	W	30-20
Alabama A&M	W	34-28
Grambling State	L	6-31
Mississippi Valley State	W	41-13
Tuskegee	W	27-7

**1999 (2-9)**

Tennessee State	L	8-41
Alcorn State	L	27-38
Troy State	L	20-27
Southern	L	13-36
Mississippi Valley St.	W	35-27
Jackson State	L	17-44
Arkansas-Pine Bluff	L	21-35
Alabama A&M	L	10-15
Grambling State	L	13-36
Prairie View A&M	W	42-27
Tuskegee	L	34-37

# YEAR-BY-YEAR RESULTS

**L.C. COLE**  
*2000 - 2002*  
**20-15**

**2000 (6-5)\***

Tennessee State	L	13-39
Alcorn State	W	35-28*
Arkansas- Pine Bluff	W	37-34*
Southern	W	37-33*
Jackson State	W	35-24*
Prairie View A&M	W	51-21*
Troy State	L	19-62
Alabama A&M	L	27-34
Grambling State	L	2-20
Mississippi Valley St.	W	44-28*
Tuskegee	L	27-28

**2001 (8-4)\***

Alcorn State	L	17-20
Southern	L	7-32
Johnson C. Smith	W	71-6*
Jackson State	W	61-58*
Texas Southern	W	27-24*
Arkansas-Pine Bluff	W	23-17*
Alabama A&M	W	35-0*
Grambling State	W	45-38*
Clark Atlanta	W	43-10*
Mississippi Valley St.	W	57-24*
Tuskegee	L	27-31
#Grambling State	L	31-38

# = SWAC Championship Game

\*Indicates games vacated by the NCAA Committee on Infractions

**2002 (6-6)**

Miles College	W	27-6
Chattanooga	W	41-3
Texas Southern	W	43-32
Arkansas-Pine Bluff	L	26-32
Alcorn State	L	37-48
Morris Brown	W	40-7
Jackson State	W	24-20
Alabama A&M	L	20-23
Grambling State	L	21-34
Mississippi Valley St.	L	10-13
Savannah State	W	28-13
Tuskegee	L	20-25

**CHARLES COE III**  
*2003 - 2006*  
**29-18**

**2003 (8-5)**

<b>EASTERN DIVISION CHAMPIONS</b>		
Florida A&M	W	38-22

Bethune-Cookman	L	26-31
Alcorn State	W	49-28
Arkansas-Pine Bluff	W	24-22
Southern	L	10-35
Jackson State	W	27-20
Prairie View A&M	W	59-7
Alabama A&M	L	17-20
Grambling State	L	34-37
Mississippi Valley St.	W	55-31
Texas Southern	W	38-26
Tuskegee	W	48-28
#Southern	L	9-20

# = SWAC Championship Game

**2004 (10-2)**
**SWAC CHAMPIONS**

Howard	W	27-12
Texas Southern	W	55-15
Alcorn State	W	41-8
Southern	L	41-42
Jackson State	W	28-6
Prairie View A&M	W	42-20
Alabama A&M	W	24-20
Grambling State	W	37-23
Mississippi Valley St.	W	34-6
Tuskegee	L	17-27
Arkansas-Pine Bluff	W	21-14
#Southern	W	40-35

# = SWAC Championship Game

**2005 (6-5)**

South Carolina State	L	14-27
Texas Southern	W	27-15
Arkansas-Pine Bluff	W	41-10
Alcorn State	W	38-3
Southern	W	45-35
Jackson State	W	44-23
Prairie View A&M	W	34-13
Alabama A&M	L	28-31
Grambling State	L	27-32
Mississippi Valley St.	L	33-38
Tuskegee	L	27-28

**2006 (5-6)**

Troy State	L	0-38
Arkansas-Pine Bluff	W	31-13
Alcorn State	W	33-28
Texas Southern	L	9-10
Southern	L	20-38
Jackson State	L	13-19
Prairie View A&M	W	10-7
Alabama A&M	L	13-21
Grambling State	W	35-16
Mississippi Valley St.	W	25-20

Tuskegee	L	10-17
----------	---	-------

**REGGIE BARLOW**  
*2006 - 2014*  
**49-42**

**2007 (5-6)**

Jacksonville State	W	24-19
Arkansas-Pine Bluff	W	12-10
Texas Southern	W	21-10
Alcorn State	W	28-25
Southern	L	2-21
Jackson State	L	20-32
Prairie View A&M	L	6-17
Alabama A&M	L	9-13
Grambling State	L	7-21
Mississippi Valley St.	W	20-16
Tuskegee	L	58-64

**2008 (3-8)**

Florida A&M	L	20-30
Bethune Cookman	L	7-28
UAB	L	10-45
Mississippi Valley St.	W	47-7
Prairie View A&M	L	6-27
Grambling State	L	7-27
Alabama A&M	L	16-17
Alcorn State	W	24-17
Jackson State	L	0-20
Southern	L	0-15
Tuskegee	W	17-13

**2009 (4-7)**

Concordia	W	38-33
Savannah State	W	20-17
Edward Waters	W	38-6
Mississippi Valley St.	L	3-10
Prairie View A&M	L	10-24
Grambling State	L	12-23
Alcorn State	W	24-17
Alabama A&M	L	7-21
Jackson State	L	7-19
Southern	L	24-34
Tuskegee	L	0-21

**2010 (7-5)**
**SWAC DIVISION CHAMPIONS**

Mississippi Valley St.	W	34-6
Arkansas-Pine Bluff	W	38-31
Prairie View A&M	W	15-12
Alcorn St.	L	21-41
Texas Southern	L	7-21
Grambling State	L	7-22
Savannah State	W	24-0
Alabama A&M	W	31-10
Jackson State	W	32-30

Southern	W	21-19
Tuskegee	L	7-21
Texas Southern	L	6-11

**2011 (8-3)**

Mississippi Valley St.	W	41-9
Eastern Michigan	L	7-14
Grambling State	W	31-17
Jackson State	W	21-14
Alcorn State	W	31-23
Texas Southern	W	43-29
Prairie View A&M	W	20-7
Alabama A&M	L	19-20
Arkansas-Pine Bluff	W	28-12
Southern	L	23-26
Tuskegee	W	30-21

**2012 (7-4)**

Bethune-Cookman	L	28-38
Mississippi Valley St.	W	29-6
Grambling State	W	19-18
Arkansas-Pine Bluff	L	21-24
Alcorn State	W	54-14
Texas Southern	W	45-0
Jackson State	L	34-37
Alabama A&M	W	31-13
Prairie View A&M	W	35-21
Southern	W	31-30
Tuskegee	I	25-27

**2013 (8-4)**

Jacksonville State	L	22-24
Jackson State	L	23-30
Arkansas Pine Bluff	W	40-39
Grambling State	W	52-21
Alcorn State	W	49-30
Texas Southern	W	34-2
Prairie View A&M	W	48-42
Alabama A&M	W	31-7
Kentucky	L	14-48
Southern	L	28-31
Mississippi Valley St.	W	19-7
Stillman	W	41-28

**2014 (7-5)**

Sam Houston State	L	20-51
Tennessee State	W	27-21
Mississippi Valley St.	W	47-22
Arkansas-Pine Bluff	W	42-7
Texas Southern	W	38-3
Alcorn State	L	7-33
Prairie View A&M	L	24-34
Alabama A&M	L	36-37
Southern	L	21-28
Jackson State	W	26-10
Grambling State	W	37-23

# YEAR-BY-YEAR RESULTS

Stillman W 30-27

## BRIAN JENKINS

*2015 - present*
**10-12**
**2015 (6-5)**

Tennessee State	L	14-24
Alcorn State	L	14-31
Grambling State	L	10-34
Mississippi Valley St.	W	45-15
Texas Southern	W	41-23
Southern	L	34-45
Arkansas-Pine Bluff	W	31-24
Alabama A&M	W	35-20
Jackson State	W	17-12
Prairie View A&M	L	13-38
Miles	W	26-7

**2016 (4-7)**

Texas-San Antonio	L	13-26
Alcorn State	L	18-21
Southern	L	6-64
Texas Southern	L	27-31
Arkansas-Pine Bluff	W	41-21
Prairie View A&M	L	17-24
Mississippi Valley St.	W	56-24
Alabama A&M	L	41-42
Jackson State	W	14-7
Grambling State	L	0-21
Miles	W	53-20

## ALL-TIME RECORD vs. OPPONENTS

24th Infantry.....	4-3-3	Shaw .....	1-0-0
Alabama A&M .....	39-39-2	Selma .....	11-0-0
Alabama-Birmingham.....	2-1-0	South Carolina State.....	4-3-0
Albany State.....	15-7-0	Southern.....	12-28-0
Alcorn State.....	20-22-0	Stillman .....	4-0-0
Americus Institute.....	4-0-0	Talladega.....	11-7-1
Arkansas-Pine Bluff .....	13-6-0	Tennessee State .....	3-11-0
Benedict .....	1-0-0	Texas College .....	0-1-1
Bethel.....	1-0-0	Texas-San Antonio.....	0-1-0
Bethune-Cookman.....	3-12-0	Texas Southern.....	17-12-2
Birmingham Southern.....	4-1-0	Texas State.....	0-1-0
Central State .....	3-1-0	Troy .....	2-13-0
Chattanooga.....	1-0-0	Tuskegee .....	36-60-3
Clark-Atlanta.....	24-24-6	Tuskegee AAF.....	0-1-0
Concordia .....	1-0-0	West Alabama .....	2-3-0
Dillard .....	4-4-0	West Virginia State .....	2-0-0
District Of Columbia.....	2-0-0	Wilberforce .....	0-4-0
Eastern Michigan .....	0-1-0	Xavier .....	9-13-1
Edward Waters .....	1-0-0		
Fayetteville State .....	1-0-0	<b>All-Time Record.....</b>	<b>488-464-41</b>
Fisk .....	13-13-1		
Florida A&M .....	19-16-2		
Florida Normal .....	1-0-0		
Fort Benning.....	0-1-0		
Fort Valley State.....	6-13-0		
Georgia Normal .....	1-0-0		
Grambling State .....	12-27-0		
Howard.....	1-0-0		
Jackson State .....	14-30-1		
Jacksonville State.....	1-3-0		
Johnson C. Smith .....	2-0-0		
Kentucky .....	0-1-0		
Kentucky State .....	5-1-1		
Knoxville.....	4-0-0		
Lane .....	16-8-1		
Langston .....	0-3-1		
Lemoyne .....	6-4-1		
Maryland-Eastern Shore.....	1-0-0		
Miles .....	24-0-1		
Mississippi Valley State.....	26-14-1		
Mississippi Vocational .....	0-2-0		
Mobile .....	1-0-0		
Morehouse .....	23-19-3		
Morgan State.....	0-1-0		
Morris Brown.....	8-12-6		
New Orleans.....	1-0-0		
North Carolina A&T .....	1-0-0		
Ohio National Guard.....	0-1-0		
Paine .....	3-0-0		
Prairie View A&M .....	25-7-1		
Rust.....	0-2-0		
Sam Houston State .....	0-1-0		
Samford.....	1-0-1		
Savannah State.....	15-6-1		

## CAREER RECORDS

### SCORING

Player	Years	TD	PAT	2PT	FG	Pts
Anthony Johnson	2003-06	0	140	0	36	248
Rico White	1990-93	37	0	78	0	222
Keldrick Williams	2003-06	36	0	0	0	216
Bobby Wenzig	2011-13	0	96	0	35	201
Isaiah Crowell	2012-13	30	0	0	0	180
Brad Baxter	1985-88	30	0	0	0	180
Nick Andrews	2008-11	27	0	1	0	164
Alcede Surtain	1992-95	23	0	3	0	144
Reggie Brown	1988-91	23	0	2	0	140
Robert Randolph	2002-05	23	0	1	0	140
Horace Brooks	1989-92	23	0	0	0	138
Malcom Cyrus	2011-14	23	0	0	0	138
Damon Hodge	1996-99	21	4	9	0	134
Larry Bias	1998-01	22	0	0	0	132
Charles Mitchell	1964-67	10	46	0	5	121

Larry Bias	1998-01	249	1,861	7.5	22
Rahmod Traylor	2006-09	376	1,585	4.2	13
Johnny Pleasant	1965-68	289	1,571	5.4	n/a
Derrick Massingale	1978-81	359	1,522	4.2	5
Robert Vaughn	1994-97	200	1,332	6.7	15

### RECEPTIONS

Player	Years	REC	YDS	YPC	TD
Nick Andrews	2008-11	202	2,755	13.6	27
Damon Hodge	1996-99	176	2,280	13.0	21
Reggie Barlow	1992-95	133	2,536	19.5	17
T.C. McWilliams	2009-12	133	1,737	13.1	16
Reggie Brown	1988-91	132	2,271	17.2	23
Darryl Pearson	1984-87	124	1,823	14.7	16
Kenneth Watson	1998-00	120	1,772	14.8	10
Ricky Cotton	1978-81	112	1,360	12.1	9
Darius Mathis	2007-09	103	1,129	11.0	11
Horace Brooks	1989-92	102	2,180	21.4	23

### TOTAL OFFENSE

Player	Years	Plays	Rush	Pass	Ttl
Darnell Kennedy	1997-01	1,952	1,017	11,753	12,888
Ricky Jones	1988-91	934	1,273	5,456	6,823
Daniel Duhart	2012-15	946	430	5,373	5,803
Tarvaris Jackson	2003-05	821	811	4,898	5,709
John Caldwell	1978-81	932	160	3,297	4,087
Lloyd Ivey	1967-70	792	585	3,458	4,043
Greg Jenkins	2011-12	686	837	3,166	4,003
Alcede Surtain	1992-95	611	1,241	2,588	3,829
Brad Baxter	1985-88	773	3,732	0	3,732
Rico White	1990-93	660	3,470	0	3,470
Chris Mitchell	2007-09	693	310	3,084	3,394

### RECEIVING YARDS

Player	Years	REC	YDS	YPC	TD
Reggie Barlow	1992-95	133	2,536	19.5	17
Damon Hodge	1996-99	176	2,280	13.0	21
Reggie Brown	1988-91	132	2,271	17.2	23
Horace Brooks	1989-92	102	2,180	21.4	23
Darryl Pearson	1984-87	124	1,823	14.7	16
Kenneth Watson	1998-00	120	1,772	14.8	10
Reginald Glover	2002-04	80	1,740	21.8	13
T.C. McWilliams	2009-12	133	1,737	13.1	16
Nick Andrews	2008-10	124	1,660	13.4	17
William Evans	1962-65	53	1,582	29.8	21

### PASSING

Player	Years	ATT	COMP	YDS	TD
Darnell Kennedy	1997-01	1,571	859	11,753	102
Ricky Jones	1989-91	640	322	5,456	49
Daniel Duhart	2012-15	425	750	5,373	36
Tarvaris Jackson	2003-05	665	342	4,898	38
Anthony Benjamin	1982-85	683	291	3,531	17
Lloyd Ivey	1967-70	585	235	3,458	41
John Caldwell	1978-81	597	268	3,388	24
Charles Mitchell	1964-67	395	190	3,206	24
Greg Jenkins	2011-12	262	443	3,166	20
Chris Mitchell	2007-09	507	243	3,084	20
Antonius Smith	1985-89	541	265	2,966	14

### PUNTING (min. 25 punts)

Player	Years	NO.	YDS	AVG
David Beckford	1999-02	195	8,534	43.8
Bobby Wenzig	2011-13	215	8,977	41.8
Lonnie Broadnax	1971-74	136	5,552	40.8
Charles Mitchell	1964-67	170	6,760	39.8
Ernest Carswell	1980-83	84	3,262	38.8
Anthony Speight	2008-10	113	4,260	37.7
Trevor Vincent	2015-16	116	4,240	36.6
Erik Mothershed	1990-93	121	4,419	36.5
Randy Lefebure	1998-99	51	1,853	36.3
Reginald Adams	1986-89	195	7,016	36.0

### RUSHING

Player	Years	ATT	YDS	AVG	TD
Brad Baxter	1985-88	773	3,732	4.8	30
Rico White	1990-93	660	3,470	5.3	36
Malcolm Cyrus	2011-14	469	2,735	5.8	23
Khalid Thomas	2013-16	459	2,633	5.7	19
Jay Peck	2004-07	519	2,399	4.6	8
Keldrick Williams	2003-05	399	2,362	5.9	26
Gene Blanchard	1963-66	404	2,021	5.0	n/a
Isaiah Crowell	2012-13	329	1,963	6.0	30

### INTERCEPTIONS (since 1970)

Player	Years	NO.	YDS	TD
Kejuan Riley	2009-12	21	348	0
Emmanuel Martin	1988-91	17	220	0
Antoine Hill	2001-03	16	244	2
Latrod Garner	1990-93	16	219	1
Edwin Ross	1984-87	15	132	1
Chauncey Whatley	1975-78	15	113	2
Lecorey Harvest	1990-93	13	199	1
Michael Madison	1975-78	13	186	3
Darryl Lowe	1977-80	12	34	0

# SINGLE SEASON RECORDS

## SCORING

Player	Year	TD	PAT	FG	Pts
Alcede Surtain	1995	0	21	0	130
Keldrick Williams	2004	17	0	0	102
Anthony Johnson	2003	0	53	13	92
Isaiah Crowell	2012	15	0	0	90
Isaiah Crowell	2013	15	0	0	90
Johnny Pleasant	1966	14	1	0	86
Anthony Johnson	2004	0	50	11	83
Preston Clark	2014	0	15	35	80
Robert Vaughn	1994	13	0	0	78
Rico White	1993	13	0	0	78
Rico White	1990	13	0	0	78
Brad Baxter	1986	13	0	0	78
Bobby Wenzig	2011	0	31	15	76
Jason Thompson	1990	0	44	10	74

Keldrick Williams	2003	201	1,195	5.9	9
Jay Peck	2007	246	1,186	4.8	6
Larry Bias	2001	192	1,167	6.1	9
Keldrick Williams	2004	198	1,167	5.9	17
Isaiah Crowell	2013	170	1,121	6.6	15
Robert Vaughn	1994	132	1,088	8.2	13
Alcede Surtain	1995	178	1,024	5.8	21
Gene Blanchard	1966	157	943	6.0	8

## RECEPTIONS

Player	Year	REC	YDS	YPC	TD
Damon Hodge	1998	83	1,023	12.3	3
Nick Andrews	2011	78	1,095	14.0	10
Alphus Shipman	1997	61	708	11.6	3
Reggie Barlow	1994	58	1,267	21.8	12
Floyd "B.J." Tiger	2001	58	1,074	18.5	8
Ricky Cotton	1980	58	668	11.5	6
Clayton Harris	2004	54	548	10.1	2
Damon Hodge	1997	53	737	13.9	3
Machion Sanders	2002	52	729	14.0	10
Earl Lucas	2013	51	515	10.1	3
Darryl Pearson	1985	50	692	13.8	4
Reggie Brown	1990	48	815	17.0	8
T.C. McWilliams	2012	48	612	12.8	5

## TOTAL OFFENSE

Player	Year	Plays	Rush	Pass	Ttl
Darnell Kennedy	2001	442	465	3,151	3,674
Darnell Kennedy	2000	482	-13	3,488	3,537
Tarvaris Jackson	2004	414	253	2,556	2,809
Darnell Kennedy	1998	435	385	2,409	2,794
Tarvaris Jackson	2003	407	444	2,342	2,786
Ricky Jones	1990	341	410	2,196	2,606
Darnell Kennedy	1997	463	108	2,378	2,486
Ricky Jones	1991	316	417	2,042	2,453
Daniel Duhart	2014	371	158	2,105	2,263
Alcede Surtain	1995	357	1,024	1,227	2,251
Greg Jenkins	2012	354	507	1,691	2,198
Daniel Duhart	2013	363	161	1,903	2,064
Chris Mitchell	2009	362	187	1,748	1,935
Greg Jenkins	2011	332	330	1,475	1,805

## RECEIVING YARDS

Player	Year	REC	YDS	YPC	TD
Reggie Barlow	1994	58	1,267	21.8	12
Nick Andrews	2011	78	1,095	14.0	10
Floyd "B.J." Tiger	2001	58	1,074	18.5	8
Damon Hodge	1998	83	1,023	12.3	3
Reginald Glover	2004	43	981	22.8	7
William Evans	1965	23	843	36.7	11
Reggie Brown	1990	48	815	17.0	8
Chad Lucas	2003	47	813	17.3	5
Nick Andrews	2009	47	803	17.1	5
Damon Hodge	1997	53	737	13.9	3
Machion Sanders	2002	52	729	14.0	10

## PASSING

Player	Year	ATT	COMP	YDS	TD
Darnell Kennedy	2000	401	217	3,488	33
Darnell Kennedy	2001	201	346	3,151	33
Tarvaris Jackson	2004	349	182	2,556	20
Darnell Kennedy	1998	375	201	2,409	19
Darnell Kennedy	1997	331	207	2,378	15
Tarvaris Jackson	2003	316	160	2,342	18
Ricky Jones	1990	245	124	2,136	21
Daniel Duhart	2014	159	296	2,105	10
Ricky Jones	1991	240	126	2,042	19
Anthony Benjamin	1985	324	144	1,720	7
Chris Mitchell	2009	260	131	1,748	10
Devin Dominguez	2010	255	126	1,536	19

## PUNTING (min. 25 punts)

Player	Year	NO.	YDS	AVG
Lonnie Broadnax	1974	35	1,604	46.0
David Beckford	2001	41	1,881	45.9
Bobby Wenzig	2012	61	2,780	45.6
David Beckford	2000	44	1,932	43.9
David Beckford	2002	57	2,505	43.9
Bobby Wenzig	2013	77	3,295	42.8
Charles Mitchell	1965	58	2,473	42.6
David Beckford	1999	53	2,216	41.8
Bobby Wenzig	2011	70	2,902	41.5
Lonnie Broadnax	1973	55	2,226	40.5
Ernest Carswell	1982	27	1,069	39.6
Erik Mothershed	1992	55	2,174	39.5
Anthony Speight	2010	74	2,903	39.2
Woodrow McCorvey	1971	56	2,163	38.6

## RUSHING

Player	Year	ATT	YDS	AVG	TD
Brad Baxter	1986	302	1,705	5.6	13
Malcolm Cyrus	2014	236	1,497	6.3	9
Rico White	1993	233	1,267	5.4	13
Khalid Thomas	2016	179	1,237	6.9	9
Brad Baxter	1987	267	1,206	4.5	9

## SINGLE SEASON RECORDS

### INTERCEPTIONS (since 1970)

Player	Year	NO.	YDS	TD
Antoine Hill	2002	10	199	1
Kejuan Riley	2011	9	140	0
Edwin Ross	1986	8	131	0
Latrod Garner	1991	8	108	1
Joel Smith	1970	7	118	0
Lecorey Harvest	1992	7	116	1
Emmanuel Martin	1990	7	94	0
John Mitchell	1989	7	84	0
Michael Williams	1994	7	71	0
Kejuan Riley	2010	7	56	0
Chauncey Whatley	1978	7	53	0
Darryl Lowe	1980	7	25	0

### PUNT RETURN AVERAGE (since 1970)

Player	Year	NO.	YDS	AVG	TD
Derrick Whitehurst	1984	6	152	25.3	0
Reggie Barlow	1995	12	249	20.8	1
Jacques Rickerson	2010	12	236	19.7	0
Mark Hurt	1987	6	117	19.5	0
Ronald Harper	1974	10	192	19.2	1
Mark Hurt	1988	10	185	18.5	1
Khalid Thomas	2016	21	366	17.4	0
Nick Andrews	2008	19	255	13.4	0
Malcolm Cyrus	2012	8	104	13.0	0

### KICKOFF RETURNS (since 1970)

Player	Year	NO.	YDS	AVG	TD
Kenneth Bonom	1987	18	332	34.7	0
Paul Ashby	1991	17	513	30.5	2
Kenneth Bonom	1986	9	212	30.2	0