



AUBURN UNIVERSITY AT MONTGOMERY BASEBALL

2024 AUM BASEBALL GAME NOTES | 18 POSTSEASON APPEARANCES | 9 WORLD SERIES APPEARANCES | 36 ALL-AMERICANS

AUBURN MONTGOMERY
24-15
OVERALL
15-6
GSC
-/-RV
NCBWA TOP 25 | ABCA TOP 25
FRANKLIN BUSH
HEAD COACH
24-15
OVERALL
1st
SEASON

VS

WEST GEORGIA
18-18
OVERALL
10-11
GSC
-/-
NCBWA TOP 25 | ABCA TOP 25
JEFF SMITH
HEAD COACH
102-85
OVERALL
5th
SEASON

LEADOFF: WARHAWKS, WOLVES MEET FOR FINAL TIME AS NCAA DIVISION II OPPONENTS

➔ GAME INFORMATION:

GMs 30-32: AUM vs. West Georgia | **Venue:** Q.V. Lowe Field | **City:** Montgomery, Ala. | **First Pitch:** GM1 - 6 PM | GMs 2 & 3 - 1 PM
Television: Hudl TV | **Live Stats:** AUMAthletics.com | **Social Media:** @AUMWarhawksBSB

➔ BROADCAST INFORMATION:

Television: Warhawk Sports Network | www.team1sports.com/aumathletics | **Talent:** Cody Clark, Play-by-Play

➔ WARHAWKS SPLIT WITH LENOIR-RHYNE LAST TIME OUT:

The Auburn University at Montgomery baseball team got a five-RBI effort from RH Frankland, including a three-run home run and a two-run double, as the Warhawks got back in the win column to split a midweek doubleheader against Lenoir-Rhyne University. AUM, which had won nine games in a row, had its win streak snapped in a 20-6 game one loss against the Bears before a bounce-back 11-8 win in the second game of the midweek series. Frankland posted his eighth game with multiple hits and his sixth contest with multiple RBIs. Grant Hickman picked up his third save, to tie himself for the team-lead in that category, with a strikeout in the ninth.

➔ WARHAWKS RECEIVING VOTES IN ABCA NATIONAL POLL FOR FIRST TIME IN DIVISION II ERA:

The Warhawks are receiving votes in the latest American Baseball Coaches Association Poll (ABCA) for the second consecutive week. AUM, appearing in the poll for the first time in its NCAA Division II era, secured a win over a ranked Georgia Southwestern team and has won 11 of its last 12 contests. The Warhawks are also ranked fifth in the NCBWA South Region Poll for the second consecutive week. AUM's No. 5 spot in the region poll is also the highest mark achieved in the school's NCAA Division II era.

➔ MIDWEEK MORSELS:

The Auburn University at Montgomery baseball team collected its seventh win of the season against a team ranked or receiving votes en route to a 16-5 win against #30 Georgia Southwestern State University. AUM scored three runs in the first inning and put up 13 combined runs in the fifth and sixth innings. The Warhawks improved to 11-0 in games in which they have scored 10 or more runs. Seven players in AUM's starting lineup scored two runs, and all nine players scored at least one run. Zach Dew added his 15th game with two or more hits. Dew has multiple hits in four straight games and nine of his last 12 games. Tyrese Rooks extended his hitting streak to a team-best 13 games and registered his eighth game with multiple RBIs, including in four of his last six games.

➔ SCOUTING THE WOLVES:

West Georgia's Cooper Prince leads the way with a .398 batting average for the Wolves, to go along with a team-best 51 hits and 31 walks. Luke Hatcher has filled up the statistical columns for UWG, as he sports a .321 batting average, is tied for the team lead in runs scored (31) and doubles (7), has seven home runs, and has a team-high 32 RBIs. He has also been hit by a pitch a team-leading 14 times this year. On the mound, Seth Dudley is tops on the team in wins (4) and Jonathan Hickman leads the team in strikeouts (50).

➔ 2024 SCHEDULE & RESULTS

| OVERALL RECORD: | 24-15 |
|------------------------|--------------------|
| GSC: | 15-6 |
| NON-CONFERENCE: | 9-9 |
| HOME AWAY NEUTRAL: | 10-5 14-10 0-0 |

| FEBRUARY (8-8) | | |
|----------------|--------------------------------|------------------|
| 2 | at Saint Leo Univ. | L, 10-2 |
| 2 | at Saint Leo Univ. | L, 3-1 |
| 3 | at Saint Leo Univ. | W, 13-3 (7 INN.) |
| 7 | at Miles College | L, 12-7 |
| 9 | EMBRY-RIDDLE UNIV. (FLA.) (DH) | L, 4-2 |
| 9 | EMBRY-RIDDLE UNIV. (FLA.) (DH) | W, 7-6 |
| 10 | EMBRY-RIDDLE UNIV. (FLA.) | W, 7-1 |
| 13 | GEORGIA SOUTHWESTERN STATE | W, 14-13 |
| 16 | at Valdosta State Univ.* | W, 5-1 |
| 17 | at Valdosta State Univ.* (DH) | L, 5-0 |
| 17 | at Valdosta State Univ.* (DH) | W, 15-4 (7 INN.) |
| 21 | UNIV. OF ALABAMA IN HUNTSVILLE | L, 10-5 |
| 23 | MISSISSIPPI COLLEGE* | L, 13-2 (7 INN.) |
| 24 | MISSISSIPPI COLLEGE* (DH) | W, 8-7 |
| 24 | MISSISSIPPI COLLEGE* (DH) | W, 5-3 |
| 28 | at Albany State Univ. | L, 8-7 (10 INN.) |

| MARCH (14-6) | | |
|--------------|------------------------------------|------------------|
| 2 | UNIV. OF WEST ALABAMA* (DH) | W, 8-7 |
| 2 | UNIV. OF WEST ALABAMA* (DH) | L, 5-4 |
| 3 | UNIV. OF WEST ALABAMA* | W, 2-1 |
| 6 | at Spring Hill College (DH) | W, 9-2 |
| 6 | at Spring Hill College (DH) | L, 8-7 |
| 8 | at Shorter Univ.* (DH) | W, 6-5 |
| 8 | at Shorter Univ.* (DH) | W, 16-6 (8 INN.) |
| 9 | at Shorter Univ.* (DH) | L, 10-4 |
| 12 | COLUMBUS STATE UNIV. | L, 5-4 (10 INN.) |
| 16 | at Lee (Tenn.) Univ.* (DH) | L, 7-1 |
| 16 | at Lee (Tenn.) Univ.* (DH) | L, 4-3 |
| 17 | at Lee (Tenn.) Univ.* | W, 8-2 |
| 19 | at Univ. of Alabama in Huntsville* | W, 15-13 |
| 23 | UNION (TENN.) UNIV.* (DH) | W, 6-5 |
| 23 | UNION (TENN.) UNIV.* (DH) | W, 10-3 |
| 24 | UNION (TENN.) UNIV.* | W, 10-4 |
| 26 | at Columbus State Univ. | W, 4-3 |
| 29 | at Christian Brothers Univ.* | W, 9-1 |
| 30 | at Christian Brothers Univ.* (DH) | W, 12-4 |
| 30 | at Christian Brothers Univ.* (DH) | W, 24-11 |

| APRIL (2-1) | | |
|-------------|-----------------------------------|---------|
| 2 | at Lenoir-Rhyne Univ. | L, 20-6 |
| 3 | at Lenoir-Rhyne Univ. | W, 11-9 |
| 9 | at #30 Georgia Southwestern State | W, 16-5 |
| 12 | UNIV. OF WEST GEORGIA* | 6 PM |
| 13 | UNIV. OF WEST GEORGIA* (DH) | 1 PM |
| 13 | UNIV. OF WEST GEORGIA* (DH) | 4 PM |
| 16 | MILES COLLEGE | 4 PM |
| 19 | UNIV. OF WEST FLORIDA* | 5 PM |
| 20 | UNIV. OF WEST FLORIDA* (DH) | 1 PM |
| 20 | UNIV. OF WEST FLORIDA* (DH) | 4 PM |
| 23 | ALBANY STATE UNIVERSITY | 3 PM |
| 26 | at Univ. of Montevallo* | 5 PM |
| 27 | at Univ. of Montevallo* | Noon |
| 27 | at Univ. of Montevallo* | 3 PM |

| MAY (0-0) | | |
|-----------|-----------------------------------|-----|
| 3-7 | Gulf South Conference Tournament* | TBA |
| 16-18 | NCAA South Regional | TBA |
| 24 & 25 | NCAA South Super Regional | TBA |
| June 1-8 | NCAA National Championship | TBA |

* - GSC Games | - GSC Tournament
ALL TIMES CENTRAL



2024 AUBURN UNIVERSITY AT MONTGOMERY BASEBALL NUMERICAL ROSTER

| # | NAME | CLASS | POS | HT | WT | B/T | HOMETOWN / PREVIOUS SCHOOL |
|----|-----------------|-------|-------|------|-----|-----|--|
| 1 | Jackson Ceman | Gr. | OF | 5-10 | 180 | R/R | Montgomery, Ala. / Macon East Aca. |
| 2 | Nick Freeman | Gr. | OF | 5-8 | 155 | L/R | Alabaster, Ala. / Marion Military Institute |
| 3 | Lucas Baggett | So. | RHP | 5-10 | 190 | R/R | Pike Road, Ala. / Pike Road HS |
| 4 | Brendan York | Jr. | INF | 6-0 | 175 | R/R | Buford, Ga. / Chattahoochee Valley CC |
| 5 | Brett Pitts | Sr. | UTIL | 5-11 | 215 | R/R | Alexander City, Ala. / Chattahoochee Valley CC |
| 6 | JC Tunnell | Jr. | INF | 6-2 | 175 | R/R | Tuscaloosa, Ala. / Marion Military Institute |
| 8 | Hayden Grier | Jr. | C | 5-10 | 195 | R/R | Marietta, Ga. / Central Alabama CC |
| 9 | Tyrese Rooks | Jr. | OF | 5-8 | 165 | L/L | Mobile, Ala. / Bishop State CC |
| 10 | Cody Lee | Fr. | UTL | 5-10 | 180 | R/R | Fayetteville, Ga. / Landmark Christian School |
| 11 | Jarren Wright | Sr. | OF | 6-0 | 180 | L/R | Ashville, Ala. / Snead State CC |
| 12 | Matthew Del Sol | Jr. | INF | 5-9 | 195 | R/R | Elizabeth, N.J. / Grayson College |
| 13 | Chael Kerr | Fr. | LHP | 5-9 | 185 | L/L | Pike Road, Ala. / Pike Road HS |
| 14 | Trey Bacon | Sr. | UTL | 5-11 | 170 | R/R | Tampa, Fla. / Santa Fe College |
| 15 | RH Frankland | Jr. | OF | 6-1 | 220 | L/L | Memphis, Tenn. / Southwest TN CC |
| 16 | Ashton Thomas | Gr. | OF | 6-5 | 215 | L/L | Evans, Ga. / Flagler College |
| 17 | Grant Hickman | Sr. | RHP | 6-1 | 195 | R/R | Tuscaloosa, Ala. / Shelton State CC |
| 18 | Daniel Swatek | Sr. | RHP | 6-0 | 190 | R/R | Hoover, Ala. / Shelton State CC |
| 19 | Camden Lovrich | Gr. | RHP | 6-1 | 195 | R/R | Pike Road, Ala. / Jacksonville State Univ. |
| 20 | Brody Perdue | Sr. | C | 5-9 | 195 | R/R | Coker, Ala. / Chattahoochee Valley CC |
| 21 | Zach Dew | Gr. | INF | 6-2 | 200 | R/R | Sylacauga, Ala. / Central Ala. CC |
| 22 | Cole McWhorter | Jr. | C | 6-0 | 190 | R/R | Troy, Ala. / Lurleen B. Wallace CC |
| 24 | Clay Weatherly | Sr. | RHP | 6-3 | 215 | R/R | Smiths Station, Ala. / Chattahoochee Valley CC |
| 25 | Cole Strachan | Jr. | UTL | 6-0 | 205 | R/R | Madison, Ala. / Northwest-Shoals CC |
| 26 | Payte Williams | Jr. | RHP | 6-1 | 190 | R/R | Tuscaloosa, Ala. / Marion Military Institute |
| 27 | Jayce James | Jr. | LHP | 6-1 | 195 | L/L | Eufaula, Ala. / Wallace-Dothan CC |
| 28 | Luke Turner | Sr. | RHP | 6-1 | 215 | R/R | Saraland, Ala. / Bishop State CC |
| 30 | Ryan Staten | Jr. | RHP | 6-5 | 210 | R/R | Alexander City, Ala. / Central Alabama CC |
| 31 | Kasey Clark | Gr. | INF | 6-2 | 200 | L/R | Pelham, Ala. / Southern Union State CC |
| 33 | Michael Myers | Gr. | RHP | 5-8 | 200 | R/R | Cullman, Ala. / Snead State CC |
| 34 | Nick Purvis | Sr. | C/INF | 6-0 | 240 | R/R | Hayden, Ala. / Marion Military Institute |
| 35 | Cooper Doughman | Sr. | C | 6-2 | 240 | R/R | LaGrange, Ga. / Lurleen B. Wallace CC |
| 36 | AJ Crocker | Jr. | RHP | 6-0 | 210 | R/R | Scottsboro, Ala. / Marion Military Institute |
| 37 | Carson Beach | R-Fr. | RHP | 6-1 | 215 | R/R | Newnan, Ga. / Trinity School |
| 39 | Clay Slagle | Jr. | RHP | 6-2 | 210 | R/R | Montgomery, Ala. / Pike Road HS |

Head Coach: Franklin Bush (1st) | **Assistant Coach:** Brock Moss (1st) | **Graduate Assistant:** Tanner Bradley (1st)

ROSTER BREAKDOWN BY STATE



QUICK FACTS • INFORMATION

| | |
|------------------------------|-----------------------------|
| Location | Montgomery, Ala., 36124 |
| Founded | 1967 |
| Enrollment | 5,211 |
| Nickname | Warhawks |
| Colors | Orange and Black |
| National Affiliation | NCAA Division II |
| Conference | Gulf South Conference |
| President | Dr. Carl. Stockton |
| Athletic Director | Erik Maas |
| Senior Women's Administrator | Amber Rae Childers |
| FAR: | Dr. Courtney Waid |
| Stadium (Capacity) | Q.V. Lowe Field (600 Seats) |

COACHING STAFF

| | |
|--------------------------|--------------------------------|
| Head Coach | Franklin Bush |
| Alma Mater/Yr | Blackburn College/2014 |
| Record at AUM/Yrs | 24-15/1st |
| Overall Record/Yrs | 24-15/1st |
| Assistant Coach | Brock Moss/1st |
| Alma Mater/Yr | Sterling/2013, Greenville/2015 |
| Graduate Assistant Coach | Tanner Bradley/1st |
| Alma Mater/Yr | |

TEAM INFORMATION

| | |
|-------------------------------------|-------|
| 2023 Record | 19-31 |
| Gulf South Conference Record | 11-19 |
| GSC Tournament | N/A |
| Final 2023 National Ranking | NR |
| Letterwinners Returning/Lost (2023) | 16/21 |

BASKETBALL HISTORY

| | |
|-------------------------|-------------|
| First Year of Baseball: | 1975 |
| All-time Record: | 1,322-800-5 |
| All-time GSC Record: | 89-99 |
| NCAA Appearances/Record | N/A |
| Last Appearance | N/A |
| Place: | N/A |
| Result: | N/A |
| Location: | N/A |

EXTERNAL RELATIONS | ATHLETIC COMMUNICATIONS

The Auburn University at Montgomery **Sports Information Office** provides public relations to members of the media. Game day services include statistics, photography (when available), video clips (when available), and post-game access to coaches and student-athletes. The Sports Information office is located on the first floor of the AUM Athletics Complex in office suite 104.

Primary ContactCody Clark

E-Mail: cclark26@aum.edu | Cell: (843) 610-6007

Secondary ContactMark Gilliam

E-Mail: mgilliam@aum.edu | Cell: (205) 399-3114



NEWS & NOTES:

➔ BUSH SNAGS FIRST COLLEGIATE VICTORY:

Behind a two-run home run from Tyrese Rooks and a 3-for-5 effort from Brendan York, the AUM baseball team defeated Saint Leo University 13-3 in the finale of a three-game series to wrap up the opening weekend of the 2024 season. The win marked the first victory as a collegiate head coach for AUM skipper Franklin Bush. Bush was selected to lead the Warhawks after spending the past six seasons at the University of Montevallo, most recently as Associate Head Coach and Recruiting Coordinator.

➔ WALK-OFF WARHAWKS:

AUM has already posted a pair of walk-off wins in the 2024 campaign. A Cooper Doughman RBI single combined with an Embry-Riddle throwing error helped the Warhawks to a 7-6 win in game two of the three-game series. AUM then delivered a 14-13 walk-off win over Georgia Southwestern. Tied at 13-13, Frankland worked a one-out walk and Nick Freeman pinch-ran for him to start the AUM ninth. Doughman followed with an infield single, and Freeman advanced to third on a GSW throwing error. JC Tunnell reached first on a bunt single to load the bases, and Hayden Grier beat out a fielder's choice ground ball to break up a double play and seal the Warhawk win.

➔ ROOKS SETTING THE TABLE:

Junior outfielder Tyrese Rooks is off to a solid start in his first season donning the black and orange. Rooks, a Mobile, Ala. native, has posted a team-high 51 hits and is second with 40 runs scored. Rooks is getting on base 44 percent of the time for the Warhawks (.438) and has 17 multi-hit games.

➔ MULTI-HIT & MULTI-RBI WARHAWKS:

Making his presence felt early at the top of the AUM lineup, Tyrese Rooks has 17 multi-hit games thus far this year, including five three-hit games. Zach Dew has posted 15 multi-hit games, while Jackson Ceman has 11 and Cooper Doughman has 10. Jarren Wright has nine multi-hit efforts, while Brendan York, Clark, and Frankland sit at eight. Rooks and Clark lead the charge with eight multi-RBI games each, while Dew and Doughman are second on the team with seven. Frankland and Ceman also have six multi-RBI contests.

➔ LEAVING THE YARD:

Nine different Warhawks have hit a home run this season. Clark, Dew, Doughman, Frankland, Rooks, Wright, York, Purvis, and Del Sol have all hit round-trippers, totaling 29 for the team. Clark and Doughman are tied with a team-high seven homers. Dew is third on the team with five. 17 of the dingers have driven in multiple runs for the Warhawks, with the rest solo shots.

➔ CURRENT STREAKS:

Tyrese Rooks leads the way with a season best 13-game hitting streak, dating back to March 12 against Columbus State. Zach Dew owns the team's second-longest hitting streak at five games. Rooks has reached base in 18 straight games, the longest streak of the year by a Warhawk. Dew is right behind him with a 17-game on-base streak. Kasey Clark, RH Frankland, and Jackson Ceman also have double-digit (11) creached-base streaks for the Warhawks.

➔ GSC STATISTICAL RANKS:

Rooks ranks ninth in the GSC in hits (51), and is tied for 10th in runs scored (40). He is second in the league in at-bats (148). Jackson Ceman is eighth in on base percentage (.510) and Kasey Clark ranks in a tie for sixth in runs scored (43). Zach Dew is currently tied for fourth in doubles (13), while Ceman is tied for third with 14 HBPs. Kasey Clark (tied for fifth) and Jackson Ceman (tied for sixth) also appear in the league's top 10 in walks. Defensively, Clark ranks fifth in the league in putouts (265). On the hill, Ryan Slaten is ranked eighth in the GSC in ERA among qualified pitchers (3.65). Clay Slagle's five wins rank in a tie for fourth, and he is fifth in the league in batters struck out looking (16). Luke Turner (15) and Slaten (14) are also Top 10 in that category. Lucas Baggett and Grant Hickman's three saves each rank in the Top 10, while Turner owns the top mark in the league with just six walks allowed. Slagle is third having only walked seven hitters.

➔ TEAM LEADERS:

Offensively, Jarren Wright leads AUM's qualified hitters with a .351 batting average. Rooks leads the team in hits (51), Clark leads the squad in runs scored (43), Dew paces the team in doubles (13), and Clark and Doughman are tied for the top mark on the team with seven home runs. Clark's 37 RBIs and 31 walks lead the way, and Ceman has 14 HBPs. Doughman is slugging .563 and has a 1.030 OPS, while Ceman leads the team with a .510 on-base percentage. Luke Turner has logged a team-high 50.1 innings, while Slagle has five wins. Turner also has 49 strikeouts against just six walks on the season. Slaten and Turner also each have a complete game, while Baggett and Hickman have three saves each.

➔ THREE NAMED TO GSC NEWCOMER WATCHLIST:

Tyrese Rooks, Ryan Slaten, and Brendan York were each named to the Gulf South Conference's Newcomer Watchlist ahead of the 2024 season. Rooks starred in the outfield at Bishop State Community College. he was an All-Conference selection in 2022 and posted a .362 batting average in 2023 with 13 doubles, one home run, and 21 runs batted in. Slaten, a 6-foot-5 pitcher, played two seasons at Central Alabama Community College. He posted a 10-4 career record with five complete games in 20 starts. He logged 110 career innings and struck out 110 with a career 3.85 ERA. York appeared in 102 games across three seasons at Chattahoochee Valley Community College. York hit .289 in 44 games in 2023 at shortstop, and also hit .300 across 19 games in his debut collegiate season in 2021.

➔ GULF SOUTH CONFERENCE PRESEASON POLL:

A season removed from going 19-31 with an 11-19 record in conference play to finish 10th, AUM was picked to finish 11th in this year's preseason coaches poll. The University of West Florida was picked to finish in the poll position, while Valdosta State University was picked to finish second. Lee University (third), the University of Montevallo (fourth), and the University of Alabama in Huntsville (fifth) rounded out the top five preseason poll vote-getters.

▶ ALL-TIME SERIES HISTORY

Overall Series Record: AUM trails 9-7



Series Streak: AUM L1


Last AUM Home Win: 2/8/2021 | W, 11-8 in Montgomery, Ala.

Last AUM Road Win: 2/26/2022 | W, 8-4 in Carrollton, Ga.

| LAST FIVE MATCHUPS | SCORE | H/A/W |
|--------------------|---------|-------|
| 2.26.2022 | L, 6-5 | A |
| 2.26.2022 | W, 8-4 | A |
| 2.25.2022 | L, 9-7 | A |
| 2.8.2021 | W, 11-8 | H |
| 2.7.2021 | L, 6-4 | H |

▶ HOW THEY COMPARE

|  | OFFENSIVE TALE OF THE TEAMS |  |
|---|-----------------------------|---|
| CATEGORY | | |
| .301 | BATTING AVERAGE | .293 |
| 295 | RUNS | 253 |
| 389 | HITS | 356 |
| 67 | DOUBLES | 53 |
| 6 | TRIPLES | 7 |
| 29 | HOME RUNS | 42 |
| 260 | RUNS BATTED IN | 227 |
| 555 | TOTAL BASES | 549 |
| .430 | SLUGGING PERCENTAGE | .451 |
| .424 | ON BASE PERCENTAGE | .400 |
| .854 | OPS | .851 |
| 198 | WALKS | 176 |
| 87 | HIT BY PITCHES | 57 |
| 197 | STRIKEOUTS | 271 |
| 19 | DOUBLE PLAYS | 22 |
| 37-OF-48 | STOLEN BASES - ATTEMPTS | 67-OF-82 |

|  | DEFENSIVE TALE OF THE TEAMS |  |
|---|-----------------------------|---|
| CATEGORY | | |
| 5.64 | EARNED RUN AVERAGE | 6.28 |
| 1.62 | WHIP | 1.75 |
| 24-15 | WIN-LOSS RECORD | 18-19 |
| 2 | COMPLETE GAMES | 1 |
| 0 | SHUTOUTS | 1 |
| 8 | SAVES | 4 |
| 317.1 | INNINGS PITCHED | 308.1 |
| .296 | BATTING AVERAGE AGAINST | .276 |
| 379 | HITS | 336 |
| 242 | RUNS | 263 |
| 199 | EARNED RUNS | 215 |
| 135 | WALKS | 205 |
| 225 | STRIKEOUTS | 286 |
| 75 | DOUBLES ALLOWED | 52 |
| 8 | TRIPLES ALLOWED | 2 |
| 41 | HOME RUNS ALLOWED | 43 |
| 34 | WILD PITCHES | 51 |
| 53 | HIT BY PITCHES | 63 |



FRANKLIN BUSH

HEAD COACH | 1st SEASON AT AUM | BLACKBURN (2014)

FRANKLIN BUSH QUICK BIO:

Director of Athletics Erik Maas announced the hiring of Franklin Bush as the head baseball coach at Auburn University at Montgomery on Wednesday, June 28th, 2023. Bush becomes just the third head coach in the baseball program's 37-year history, building on the foundation laid by Q.V. Lowe, who won more than 1,000 games from 1987 to 2014, and Marty Lovrich, who coached the Warhawks to 235 wins from 2015 to 2023.

"We are excited to welcome Franklin Bush as the new head coach of the Warhawk baseball program," said Maas. "AUM Baseball has great tradition and Franklin fits what we were looking for as someone who can develop a championship-level program on and off the field, while honoring that tradition. We are happy to bring Franklin and his family back home to Montgomery to lead this storied program," Maas exclaimed.

Bush comes to the capital city after spending the past six seasons at fellow GSC institution the University of Montevallo, most recently as Associate Head Coach and Recruiting Coordinator. The 2022 Alabama Baseball Coaches Association Assistant Coach of the Year, Bush helped lead Montevallo to second and third place finishes in the GSC the past two years (with a 75-31 overall record in that span), including an NCAA South Region tournament in 2023.

Bush was heavily involved in all aspects of the program for the Falcons, including on-field coaching, academic management, community involvement initiatives, and facility maintenance. Under his tutelage, the program produced two GSC Players of the Year, an NCBWA Player of the Year, six All-American selections, seven First Team All-GSC selections, five second team All-GSC selections, two College Sports Communicators (CSC) Academic All-Americans, five CSC Academic All-District Honorees, three GSC All-Academic Team selections, and 50 Honor Roll recipients.

"Montgomery is where it all started for me," said Bush. "To come back home and serve as the head baseball coach [for Auburn University at Montgomery] is an absolute dream for me and my family. We are grateful to Chancellor Carl Stockton, Erik Maas, and the search committee for this opportunity. We look forward to working each and every day to build on the success of this baseball program and athletics department."

The baseball program found success both on and off the field, particularly in the classroom, as the program maintained a 3.0 cumulative GPA in each semester of his tenure at Montevallo. Bush served on a coaching staff that led the Falcons to a pair of NCAA South Region tournaments (2018 & 2023) and a pair of nationally ranked recruiting classes. The Falcons' 2019 recruiting class was ranked fourth nationally, and the squad's 2023 recruiting class was ranked 18th nationally. The program also produced a 19th-round pick in the MLB Draft in 2019, the second-highest draft pick in program history.

He also has held three different summer ball coaching positions in his career. Bush began as an assistant coach for the Wellsville Nitros in the New York Collegiate Baseball League in 2016 before taking the head coach position for the Newark Pilots of the Perfect Game Collegiate Baseball League in 2017. Bush then served as head coach of the Madisonville Miners of the Ohio Valley League in Madisonville, Kentucky.

Bush holds a master's degree in Adult Education from Auburn University and a bachelor's degree in Sports Management from Blackburn College in Carlinville, Illinois.

THE FRANKLIN BUSH FILE:

| | |
|-------------------|--|
| » Birthdate: | July 23 |
| » Alma Mater: | Blackburn College (2014) Auburn University (2016) |
| » Hometown: | Montgomery, Alabama |
| » Family: | Wife: Keri Ann Children: Madilyn |
| » Seasons at AUM: | 1st Season |
| » First AUM Win: | Feb. 3, 2024 at Saint Leo |



GULF SOUTH CONFERENCE STANDINGS

| SCHOOL | CONF | CPCT. | OVERALL | PCT. | HOME | AWAY | NEUTRAL | STREAK |
|--------------------------|-------------|-------------|--------------|-------------|-------------|--------------|------------|-----------|
| LEE | 16-5 | .762 | 29-10 | .744 | 21-6 | 8-4 | 0-0 | W1 |
| DELTA STATE | 15-6 | .714 | 24-14 | .632 | 11-9 | 12-5 | 1-0 | W8 |
| AUBURN MONTGOMERY | 15-6 | .714 | 24-15 | .615 | 10-5 | 14-10 | 0-0 | W2 |
| WEST FLORIDA | 14-7 | .667 | 23-14 | .622 | 15-6 | 8-8 | 0-0 | L1 |
| VALDOSTA STATE | 12-9 | .571 | 20-13 | .606 | 11-6 | 8-7 | 1-0 | W1 |
| MONTEVALLO | 12-9 | .571 | 21-17 | .553 | 11-6 | 10-11 | 0-0 | L5 |
| WEST GEORGIA | 10-11 | .476 | 18-19 | .486 | 9-12 | 9-7 | 0-0 | L2 |
| SHORTER | 11-13 | .458 | 22-14 | .611 | 17-5 | 5-9 | 0-0 | W5 |
| WEST ALABAMA | 10-14 | .417 | 18-21 | .462 | 12-11 | 6-10 | 0-0 | L1 |
| UNION | 8-13 | .381 | 14-21 | .400 | 10-7 | 4-14 | 0-0 | L1 |
| MISSISSIPPI COLLEGE | 7-14 | .333 | 16-19 | .457 | 12-11 | 4-8 | 0-0 | W2 |
| ALABAMA HUNTSVILLE | 6-15 | .286 | 18-19 | .486 | 10-9 | 8-10 | 0-0 | W2 |
| CHRISTIAN BROTHERS | 5-19 | .208 | 13-25 | .342 | 10-12 | 2-13 | 1-0 | L6 |

GULF SOUTH CONFERENCE WEEKLY HONORS

PLAYER OF THE WEEK

| | |
|----------------|---------------------------------------|
| Feb. 6 | Wesley Sides, 1B, Mississippi College |
| Feb. 13 | JT Vance, OF, Mississippi College |
| Feb. 20 | Connor Crowson, 3B, Montevallo |
| Feb. 27 | Cooper Prince, OF, West Georgia |
| March 5 | Darrien McDowell, 1B, West Florida |
| March 12 | Logan Harbin, OF/1B, Montevallo |
| March 19 | JT Vance, OF, Mississippi College |
| March 2 | Cam Suto, 1B, Lee |
| April 2 | Cooper Doughman, C/DH, AUM |
| April 9 | Josiah Miller, 3B, Lee |
| April 16 | |
| April 23 | |
| April 30 | |

PITCHER OF THE WEEK

| | |
|----------|-------------------------------------|
| Feb. 6 | Kade Manderschied, West Florida |
| Feb. 13 | Holland Townes, Mississippi College |
| Feb. 20 | Kade Manderschied, West Florida |
| Feb. 27 | Dalton Neuschwander, West Florida |
| March 5 | Keegan Gagliardo, Lee |
| March 12 | Jacob Heath, West Florida |
| March 19 | Logan Samuels, Montevallo |
| March 26 | Seth Dudley, West Georgia |
| April 2 | Dalton Neuschwander, West Florida |
| April 9 | Jack Nedrow, Lee |
| April 16 | |
| April 23 | |
| April 30 | |

FRESHMAN OF THE WEEK

| | |
|----------|---------------------------------|
| Feb. 6 | Levi Maddela, 1B, Shorter |
| Feb. 13 | Elijah Ramsey, OF, Union |
| Feb. 20 | Daniel Irizarry, OF, Montevallo |
| Feb. 27 | Luke Collier, INF, Lee |
| March 5 | Elijah Ramsey, OF, Union |
| March 12 | Luke Collier, INF, Lee |
| March 19 | Zach Wyatt, P, Montevallo |
| March 26 | Jalen Smith, Christian Brothers |
| April 2 | Luke Collier, INF, Lee |
| April 9 | Luke Collier, INF, Lee |
| April 16 | |
| April 23 | |
| April 30 | |



TOP 25 POLL | APRIL 10, 2024

| RNK | SCHOOL | RECORD | POINTS | PREV |
|-----|----------------------|--------|--------|------|
| 1 | TAMPA (19) | 31-4 | 499 | 1 |
| 2 | CENTRAL MISSOURI (1) | 33-4 | 480 | 2 |
| 3 | NORTH GREENVILLE | 29-8 | 453 | 3 |
| 4 | WEST TEXAS A&M | 29-9 | 438 | 4 |
| 5 | POINT LOMA | 27-8-1 | 406 | 5 |
| 6 | MILLERSVILLE | 29-5 | 393 | 6 |
| 7 | SAINT LEO | 30-5 | 381 | 7 |
| 8 | MISSOURI SOUTHERN | 30-9 | 342 | 9 |
| 9 | ASHLAND | 24-5 | 333 | 8 |
| 10 | MOUNT OLIVE | 28-8 | 313 | 13 |
| 11 | EAST STROUDSBURG | 28-3 | 277 | 12 |
| 12 | YOUNG HARRIS | 28-9 | 250 | 15 |
| 13 | COLORADO MESA | 23-11 | 246 | 11 |
| 14 | LEE | 28-10 | 224 | 14 |
| 15 | MARYVILLE | 25-8 | 213 | 17 |
| 16 | MOLLOY | 22-8 | 206 | 16 |
| 17 | WESTMONT | 24-9-3 | 182 | 20 |
| 18 | CENTRAL OKLAHOMA | 29-9 | 167 | 19 |
| 19 | CATAWBA | 29-9 | 153 | 21 |
| 20 | LUBBOCK CHRISTIAN | 27-11 | 122 | RV |
| 21 | NORTHWEST NAZARENE | 23-9-1 | 111 | 10 |
| 22 | CHARLESTON (W.VA.) | 24-7 | 78 | 24 |
| 23 | ANGELO STATE | 26-12 | 68 | 18 |
| 24 | AUGUSTANA (S.D.) | 22-6 | 48 | RV |
| 25 | UNC PEMBROKE | 28-10 | 35 | RV |

OTHERS RECEIVING VOTES: SAGINAW VALLEY STATE (21-9) 31 POINTS; DELTA STATE (24-14) 16 POINTS; GOLDEY-BEACON (20-11) 12 POINTS; BARTON (29-9) 10 POINTS; CAL STATE MONTEREY BAY (22-14) 4 POINTS; UT TYLER (24-16) 3 POINTS; SETON HILL (21-9) 3 POINTS; ARKANSAS TECH (25-13) 2 POINTS; SOUTHERN NEW HAMPSHIRE (18-10) 1 POINT



SOUTH REGION POLL | APRIL, 2024

| RNK | SCHOOL | RECORD | POINTS | PREVIOUS |
|----------|--------------------------|--------------|-----------|----------|
| 1 | TAMPA (8) | 31-4 | 80 | 1 |
| 2 | SAINT LEO | 30-5 | 72 | 2 |
| 3 | LEE | 28-10 | 64 | 3 |
| 4 | DELTA STATE | 24-14 | 45 | 10 |
| 5 | AUBURN MONTGOMERY | 23-15 | 42 | 5 |
| 6 | WEST FLORIDA | 23-14 | 39 | 4 |
| 7 | ALBANY STATE | 25-8 | 28 | 7 |
| 8 | ROLLINS | 18-14 | 26 | 6 |
| 9 | NOVA SOUTHEASTERN | 17-13 | 24 | 9 |
| 10 | VALDOSTA STATE | 19-13 | 10 | RV |

OTHERS RECEIVING VOTES: BARRY (3 POINTS)

WARHAWKS BY THE NUMBERS

1,322

wins that the AUM Warhawks baseball program has amassed since debuting in 1987. AUM is currently playing its 38th season of collegiate baseball and has posted 40 or more wins on 15 different occasions. The Warhawks have also put together four campaigns with 50 or more wins in the program's storied history.

36

All-Americans that the Warhawks have had since the inception of the program. Pitcher Jed Carter (2016) serves as the most recent honoree. Carter logged 16 saves with a 1.85 ERA and 53 strikeouts in 34 innings across 29 games.

31

winning seasons that the program has posted in 37 seasons. After sub-.500 campaigns in 1987 and 1988 as the program got off the ground, AUM rattled off 29 straight winning seasons from 1989-2017. 2019 and 2022 also served as winning seasons for the Warhawk program.

18

postseason appearances the program has posted since beginning in 1987. Averaging a trip to the postseason nearly every other year since the program's inception, the Warhawks have continued that tradition into the team's NCAA Division II era with a pair of Gulf South Conference tournament appearances.

3

The number of head coaches that the Warhawks have had as AUM embarks on its 38th season. First-year skipper Franklin Bush joins a short list of AUM coaches, building on the foundation laid by Q.V. Lowe, who won more than 1,000 games from 1987 to 2014, and Marty Lovrich, who coached the Warhawks to 235 wins from 2015 to 2023.





AUBURN UNIVERSITY AT MONTGOMERY BASEBALL GAME NOTES

18 POSTSEASON APPEARANCES | 9 WORLD SERIES APPEARANCES | 36 ALL-AMERICANS



TELEVISION ROSTER:



JACKSON CEMAN
Sr. • G • 6-0 • 175



NICK FREEMAN
Sr. • G • 6-0 • 175



LUCAS BAGGETT
Sr. • G • 6-0 • 175



BRENDAN YORK
Sr. • G • 6-0 • 175



BRETT PITTS
Sr. • G • 6-0 • 175



JC TUNNELL
Sr. • G • 6-0 • 175



HAYDEN GRIER
Sr. • G • 6-0 • 175



TYRESE ROOKS
Sr. • G • 6-0 • 175



CODY LEE
Sr. • G • 6-0 • 175



JARREN WRIGHT
Sr. • G • 6-0 • 175



MATTHEW DEL SOL
Sr. • G • 6-0 • 175



CHAEI KERR
Sr. • G • 6-0 • 175



TREY BACON
Sr. • G • 6-0 • 175



RH FRANKLAND
Sr. • G • 6-0 • 175



ASHTON THOMAS
Sr. • G • 6-0 • 175



GRANT HICKMAN
Sr. • G • 6-0 • 175



DANIEL SWATEK
Sr. • G • 6-0 • 175



CAMDEN LOVRICH
Sr. • G • 6-0 • 175



BRODY PERDUE
Sr. • G • 6-0 • 175



ZACH DEW
Sr. • G • 6-0 • 175



COLE MCWHORTER
Sr. • G • 6-0 • 175




CLAYTON WEATHERLY
Sr. • G • 6-0 • 175



COLE STRACHAN
Sr. • G • 6-0 • 175



PAYTE WILLIAMS
Sr. • G • 6-0 • 175



JAYCE JAMES
Sr. • G • 6-0 • 175



LUKE TURNER
Sr. • G • 6-0 • 175



RYAN SLATEN
Sr. • G • 6-0 • 175



KASEY CLARK
Sr. • G • 6-0 • 175



MICHAEL MYERS
Sr. • G • 6-0 • 175



NICK PURVIS
Sr. • G • 6-0 • 175



COOPER DOUGHMAN
Sr. • G • 6-0 • 175



AJ CROCKER
Sr. • G • 6-0 • 175




CARSON BEACH
Sr. • G • 6-0 • 175



CLAY SLAGLE
Sr. • G • 6-0 • 175



HC
FRANKLIN BUSH
Head Coach



AC
BROCK MOSS
Assistant Coach



GA
TANNER BRADLEY
Graduate Assistant



ATC
EMMA CORNELL
Athletic Trainer



SID
CODY CLARK
SID • 2nd Year at AUM



RECORD VERSUS ALL OPPONENTS

GULF SOUTH CONFERENCE SCHOOLS:

| | |
|---------------------|-------|
| Alabama Huntsville | 12-18 |
| Christian Brothers | 18-2 |
| Delta State | 2-8 |
| Lee | 20-35 |
| Mississippi College | 9-6 |
| Montevallo | 39-39 |
| Shorter | 35-10 |
| Union (Tenn.) | 23-10 |
| Valdosta State | 6-16 |
| West Alabama | 38-28 |
| West Florida | 24-31 |
| West Georgia | 7-9 |

ALABAMA SCHOOLS:

| | |
|---------------------|---------|
| Alabama | 0-2 |
| Alabama State | 5-0 |
| Birmingham-Southern | 21-25 |
| Faulkner | 84-49-1 |
| Huntingdon (Ala.) | 41-18 |
| Jacksonville State | 5-13 |
| Miles College | 4-2 |
| Mobile (Ala.) | 40-16 |
| North Alabama | 9-11-1 |
| Samford | 2-0 |
| South Alabama | 0-4 |
| Spring Hill | 50-23 |
| Stillman | 0-2 |
| Talladega | 51-8 |
| Tuskegee | 22-1 |
| Troy | 8-15 |

OTHER OPPONENTS:

| | |
|-----------------------|-------|
| Albany State | 6-3 |
| Anderson (S.C.) | 2-1 |
| Austin Peay | 1-2 |
| Ball State | 2-1 |
| Bellevue | 3-2-1 |
| Belhaven | 13-10 |
| Benedict | 1-0 |
| Berry | 23-12 |
| Bethel (Tenn.) | 9-1 |
| Biola | 1-0 |
| Blackburn | 1-0 |
| Blue Mountain | 11-3 |
| Brevard (N.C.) | 7-1 |
| Brewton-Parker | 42-17 |
| Briar Cliff | 1-1 |
| Bristol (Tenn.) | 1-0 |
| Bryan | 0-1 |
| Campbellsville | 4-6 |
| Central Arkansas | 1-0 |
| Central Baptist | 1-0 |
| College of the Ozarks | 3-0 |
| Columbus State | 13-29 |
| Cumberland | 10-9 |
| Dallas Baptist | 0-1 |
| Embry-Riddle (Fla.) | 12-23 |
| Emmanuel | 38-2 |

| | |
|------------------------------|-------|
| Flagler | 3-4 |
| Florida Tech | 0-1 |
| Florida Southern | 0-1 |
| Freed-Hardeman | 1-1 |
| George Washington | 1-0 |
| Georgetown (Ky.) | 3-2 |
| Georgia College | 2-1 |
| Georgia Gwinnett | 4-1 |
| Georgia Southern | 1-2 |
| Georgia Southwestern State | 42-29 |
| Goshen | 2-0 |
| Grand Canyon | 1-0 |
| Illinois Wesleyan | 1-0 |
| Iowa Wesleyan | 1-1 |
| Indiana Southeastern | 7-0 |
| Indiana Wesleyan | 1-0 |
| Judson (Ill.) | 0-1 |
| Keiser (Fla.) | 2-1 |
| Kennesaw State | 4-6 |
| Kentucky Wesleyan | 1-0 |
| LaGrange | 22-0 |
| Lambuth | 12-4 |
| Lenoir-Rhyne | 1-2 |
| Lewis-Clark State | 0-1 |
| Limestone | 5-0 |
| Lincoln Memorial | 0-1 |
| Lindenwood | 0-3 |
| Lindsey Wilson | 3-7 |
| Lipscomb | 9-1 |
| Loyola (La.) | 17-3 |
| LSU-Shreveport | 3-6 |
| Lubbock Christian | 0-1 |
| Lynn | 2-1 |
| McKendree | 4-0 |
| Martin Methodist | 15-4 |
| Middle Georgia State | 4-2 |
| Milligan | 1-0 |
| Mississippi State University | 0-2 |
| Missouri Baptist College | 1-1 |
| Montreat | 5-1 |
| Morehead State | 1-0 |
| Mount Mercy | 1-2 |
| Mount Olive | 1-0 |
| North Florida | 1-1 |
| North Georgia | 9-20 |
| Northeastern Oklahoma State | 0-1 |
| Northwood University (Mich.) | 0-1 |
| Nova Southeastern | 1-0 |
| Oklahoma Baptist | 0-1 |
| Oklahoma City | 0-1 |
| Olivet Nazarene | 7-1 |
| Paine | 1-0 |
| Piedmont | 3-0 |
| Point | 11-3 |
| Reinhardt | 21-3 |
| Rio Grande | 0-1 |
| SCAD-Savannah | 1-0 |
| St. Francis (Ill.) | 3-1 |
| Saint Leo | 2-6 |

| | |
|-----------------------------|-------|
| St. Thomas (Fla.) | 2-3 |
| St. Xavier | 0-1 |
| Selma | 8-1 |
| Seton Hill | 1-0 |
| Shawnee State | 1-0 |
| Shippensburg | 1-0 |
| Siena Heights | 52-6 |
| Southeastern (Fla.) | 1-1 |
| Southeastern Louisiana | 1-3 |
| Southeastern Oklahoma State | 0-1 |
| Southern Polytechnic State | 28-20 |
| Southern Wesleyan | 36-5 |
| Tampa | 1-0 |
| Tennessee Wesleyan | 15-8 |
| Thomas (Ga.) | 32-12 |
| Trevecca Nazarene | 12-7 |
| Truett-McConnell | 3-0 |
| Union (Ky.) | 1-0 |
| Univ. of Cumberlands | 1-1 |
| Valparaiso | 8-1-1 |
| Virginia | 1-0 |
| Warner Southern | 1-3 |
| Webber International | 6-6 |
| West Liberty State | 1-0 |
| William Carey | 30-19 |
| William Woods | 1-0 |
| Winona State | 0-1 |
| Young Harris | 2-1 |

OVERALL RECORD 1,322-800-5 (.621)

YEAR-BY-YEAR RESULTS:

| | |
|------|-----------------------------------|
| 1987 | 7-28 |
| 1988 | 19-24 |
| 1989 | 28-19-1 |
| 1990 | 40-25 |
| 1991 | 29-20 |
| 1992 | 50-18 |
| 1993 | 29-26-1 |
| 1994 | 36-23 |
| 1995 | 49-14 |
| 1996 | 41-22 |
| 1997 | 34-24-1 |
| 1998 | 49-10 |
| 1999 | 42-19 |
| 2000 | 48-16 |
| 2001 | 50-16-1 |
| 2002 | 50-18 |
| 2003 | 39-23 |
| 2004 | 38-21 |
| 2005 | 38-29 |
| 2006 | 49-20 |
| 2007 | 51-13 |
| 2008 | 43-21 |
| 2009 | 37-23 |
| 2010 | 27-24 |
| 2011 | 42-19 |
| 2012 | 38-24 |
| 2013 | 32-24-1 |
| 2014 | 28-25 |
| 2015 | 40-18 |
| 2016 | 46-17 |
| 2017 | 27-23 |
| 2018 | 20-30 |
| 2019 | 27-22 |
| 2020 | 8-12 (*Shortened due to COVID-19) |
| 2021 | 18-23 |
| 2022 | 30-21 |
| 2023 | 19-31 |
| 2024 | 24-15 |

2024 Auburn University at Montgomery RV Baseball
Overall Statistics (as of Apr 9, 2024)

Overall Record: 24-15 Conf: 15-6 Home: 10-5 Away: 14-10 Neutral: 0-0

All games Sorted by Batting Avg

| # | Player | AVG | GP-GS | AB | R | H | 2B | 3B | HR | RBI | TB | SLG% | BB | HBP | SO | GDP | OB% | SF | SH | SB-ATT | PO | A | E | FLD% |
|-----------|------------------|------|-------|------|-----|-----|----|----|----|-----|-----|------|-----|-----|-----|-----|------|----|----|--------|-----|-----|----|-------|
| 11 | Wright, Jarren | .351 | 32-27 | 94 | 22 | 33 | 3 | 2 | 2 | 22 | 46 | .489 | 10 | 8 | 8 | 2 | .451 | 1 | 5 | 2-4 | 57 | 1 | 2 | .967 |
| 9 | Rooks, Tyrese | .345 | 36-36 | 148 | 40 | 51 | 10 | 1 | 3 | 30 | 72 | .486 | 17 | 9 | 14 | 1 | .438 | 2 | 1 | 8-9 | 71 | 0 | 0 | 1.000 |
| 21 | Dew, Zach | .345 | 35-35 | 139 | 34 | 48 | 13 | 1 | 5 | 31 | 78 | .561 | 18 | 4 | 21 | 2 | .429 | 2 | 0 | 2-5 | 24 | 64 | 14 | .863 |
| 35 | Doughman, Cooper | .336 | 34-33 | 119 | 22 | 40 | 6 | 0 | 7 | 32 | 67 | .563 | 22 | 8 | 12 | 1 | .467 | 1 | 0 | 1-1 | 57 | 3 | 1 | .984 |
| 1 | Ceman, Jackson | .336 | 36-33 | 110 | 24 | 37 | 5 | 0 | 0 | 22 | 42 | .382 | 25 | 14 | 11 | 2 | .510 | 0 | 2 | 4-7 | 63 | 58 | 2 | .984 |
| 31 | Clark, Kasey | .316 | 37-37 | 136 | 43 | 43 | 8 | 0 | 7 | 37 | 72 | .529 | 31 | 9 | 22 | 4 | .472 | 0 | 0 | 2-2 | 265 | 21 | 1 | .997 |
| 6 | Tunnell, JC | .224 | 38-32 | 116 | 18 | 26 | 4 | 0 | 0 | 18 | 30 | .259 | 8 | 3 | 25 | 1 | .289 | 1 | 5 | 6-7 | 38 | 71 | 8 | .932 |
| 25 | Strachan, Cole | .381 | 7-6 | 21 | 9 | 8 | 1 | 0 | 0 | 2 | 9 | .429 | 5 | 2 | 2 | 2 | .517 | 1 | 0 | 1-1 | 7 | 0 | 0 | 1.000 |
| 4 | York, Brendan | .361 | 16-16 | 61 | 8 | 22 | 2 | 0 | 1 | 12 | 27 | .443 | 4 | 3 | 6 | 0 | .420 | 1 | 2 | 2-2 | 26 | 36 | 6 | .912 |
| 16 | Thomas, Ashton | .325 | 19-9 | 40 | 13 | 13 | 2 | 1 | 0 | 9 | 17 | .425 | 7 | 5 | 10 | 2 | .472 | 1 | 0 | 1-1 | 9 | 0 | 0 | 1.000 |
| 15 | Frankland, RH | .309 | 27-23 | 81 | 20 | 25 | 6 | 1 | 2 | 27 | 39 | .481 | 21 | 7 | 20 | 1 | .477 | 2 | 0 | 4-4 | 59 | 0 | 0 | 1.000 |
| 34 | Purvis, Nick | .226 | 10-8 | 31 | 1 | 7 | 2 | 0 | 1 | 5 | 12 | .387 | 3 | 3 | 8 | 0 | .351 | 0 | 0 | 1-1 | 14 | 1 | 0 | 1.000 |
| 2 | Freeman, Nick | .200 | 24-16 | 60 | 13 | 12 | 1 | 0 | 0 | 3 | 13 | .217 | 8 | 2 | 7 | 0 | .314 | 0 | 1 | 3-4 | 49 | 3 | 0 | 1.000 |
| 22 | McWhorter, Cole | .196 | 18-15 | 51 | 6 | 10 | 3 | 0 | 0 | 5 | 13 | .255 | 4 | 1 | 10 | 1 | .263 | 1 | 1 | 0-0 | 81 | 12 | 0 | 1.000 |
| 12 | Del Sol, Matthew | .194 | 15-10 | 36 | 6 | 7 | 1 | 0 | 1 | 2 | 11 | .306 | 3 | 1 | 10 | 0 | .275 | 0 | 0 | 0-0 | 17 | 7 | 5 | .828 |
| 8 | Grier, Hayden | .149 | 20-15 | 47 | 13 | 7 | 0 | 0 | 0 | 3 | 7 | .149 | 12 | 8 | 10 | 0 | .403 | 0 | 0 | 0-0 | 90 | 7 | 1 | .990 |
| 20 | Perdue, Brody | .000 | 1-0 | 1 | 0 | 0 | 0 | 0 | 0 | 0 | 0 | .000 | 0 | 0 | 1 | 0 | .000 | 0 | 0 | 0-0 | 0 | 0 | 0 | .000 |
| 10 | Lee, Cody | .000 | 15-0 | 0 | 3 | 0 | 0 | 0 | 0 | 0 | 0 | .000 | 0 | 0 | 0 | 0 | .000 | 0 | 0 | 0-0 | 1 | 1 | 0 | 1.000 |
| Totals | | .301 | 39-39 | 1291 | 295 | 389 | 67 | 6 | 29 | 260 | 555 | .430 | 198 | 87 | 197 | 19 | .424 | 13 | 17 | 37-48 | 952 | 320 | 43 | .967 |
| Opponents | | .296 | 39-39 | 1279 | 242 | 379 | 75 | 8 | 41 | 219 | 593 | .464 | 135 | 53 | 225 | 19 | .381 | 20 | 19 | 32-41 | 957 | 332 | 40 | .970 |

LOB: Team (348), Opp (309) DPs Turned: Team (28), Opp (28) IBB: Team (5), Doughman (2), Clark (1), Frankland (1), York (1), Opp (5) Picked Off: Frankland (1)

All games Sorted by Earned Run Avg

| # | Player | ERA | W-L | APP | GS | CG | SHO | SV | IP | H | R | ER | BB | SO | 2B | 3B | HR | B/AVG | WP | HP | BK | SFA | SHA |
|-----------|-----------------|-------|-------|-----|----|----|-----|----|-------|-----|-----|-----|-----|-----|----|----|----|-------|----|----|----|-----|-----|
| 24 | Weatherly, Clay | 0.00 | 0-0 | 3 | 0 | 0 | 0-0 | 0 | 2.2 | 1 | 0 | 0 | 1 | 4 | 1 | 0 | 0 | .100 | 0 | 0 | 0 | 0 | 0 |
| 3 | Baggett, Lucas | 0.73 | 4-0 | 11 | 0 | 0 | 0-0 | 3 | 12.1 | 9 | 8 | 1 | 8 | 7 | 3 | 0 | 0 | .191 | 0 | 1 | 0 | 2 | 0 |
| 27 | James, Jayce | 2.25 | 0-1 | 1 | 1 | 0 | 0-0 | 0 | 4.0 | 2 | 1 | 1 | 0 | 3 | 0 | 0 | 0 | .143 | 0 | 3 | 0 | 0 | 0 |
| 5 | Pitts, Brett | 3.46 | 3-1 | 13 | 0 | 0 | 0-0 | 1 | 26.0 | 28 | 12 | 10 | 12 | 19 | 2 | 0 | 3 | .286 | 2 | 6 | 0 | 3 | 1 |
| 30 | Slaten, Ryan | 3.65 | 3-1 | 11 | 8 | 1 | 0-0 | 1 | 44.1 | 45 | 23 | 18 | 16 | 30 | 10 | 1 | 3 | .268 | 2 | 6 | 0 | 6 | 4 |
| 17 | Hickman, Grant | 5.14 | 1-1 | 10 | 0 | 0 | 0-0 | 3 | 14.0 | 11 | 8 | 8 | 12 | 11 | 1 | 0 | 2 | .220 | 2 | 3 | 0 | 0 | 0 |
| 39 | Slagle, Clay | 5.29 | 5-2 | 10 | 9 | 0 | 0-0 | 0 | 47.2 | 56 | 31 | 28 | 7 | 39 | 17 | 2 | 7 | .286 | 1 | 3 | 0 | 3 | 2 |
| 28 | Turner, Luke | 5.36 | 2-2 | 9 | 9 | 1 | 0-0 | 0 | 50.1 | 65 | 35 | 30 | 6 | 40 | 11 | 3 | 4 | .313 | 5 | 9 | 1 | 0 | 3 |
| 26 | Williams, Payte | 6.33 | 3-3 | 10 | 8 | 0 | 0-0 | 0 | 42.2 | 54 | 32 | 30 | 21 | 24 | 13 | 1 | 8 | .307 | 1 | 3 | 0 | 1 | 2 |
| 19 | Lovrich, Camden | 6.75 | 0-0 | 3 | 1 | 0 | 0-0 | 0 | 4.0 | 5 | 4 | 3 | 4 | 3 | 1 | 0 | 0 | .313 | 5 | 1 | 0 | 0 | 1 |
| 33 | Myers, Michael | 7.01 | 3-0 | 15 | 0 | 0 | 0-0 | 0 | 25.2 | 36 | 22 | 20 | 3 | 17 | 6 | 0 | 6 | .327 | 0 | 3 | 0 | 2 | 1 |
| 37 | Beach, Carson | 7.13 | 0-1 | 10 | 3 | 0 | 0-0 | 0 | 17.2 | 33 | 22 | 14 | 10 | 13 | 5 | 0 | 3 | .407 | 4 | 5 | 0 | 0 | 2 |
| 10 | Lee, Cody | 11.20 | 0-3 | 10 | 0 | 0 | 0-0 | 0 | 13.2 | 18 | 24 | 17 | 17 | 8 | 3 | 1 | 2 | .321 | 5 | 6 | 0 | 1 | 2 |
| 14 | Bacon, Trey | 11.57 | 0-0 | 5 | 0 | 0 | 0-0 | 0 | 7.0 | 8 | 10 | 9 | 9 | 4 | 2 | 0 | 1 | .296 | 3 | 3 | 0 | 2 | 0 |
| 36 | Crocker, AJ | 16.88 | 0-0 | 6 | 0 | 0 | 0-0 | 0 | 5.1 | 8 | 10 | 10 | 9 | 3 | 0 | 0 | 2 | .364 | 4 | 1 | 0 | 0 | 1 |
| Totals | | 5.64 | 24-15 | 127 | 39 | 2 | 0 | 8 | 317.1 | 379 | 242 | 199 | 135 | 225 | 75 | 8 | 41 | .296 | 34 | 53 | 1 | 20 | 19 |
| Opponents | | 7.14 | 15-24 | 173 | 39 | 2 | 1 | 5 | 319.3 | 389 | 295 | 254 | 198 | 197 | 67 | 6 | 29 | .301 | 63 | 87 | 5 | 13 | 17 |

PB: Team (5), Totals (5), McWhorter (3), Doughman (1), Grier (1), Opp (12) Pickoffs: Team (3), Lee 1, Slaten 1, Turner 1, Totals , Opp (1) SBA/ATT: Totals (64-82), Grier (15-16), McWhorter (11-18), Doughman (6-7), Slaten (6-6), Myers (5-5), Slagle (5-6), Williams (5-7), Turner (3-5), Bacon (2-2), Hickman (2-3), Beach (1-2), James (1-1), Lee (1-1), Weatherly (1-1)

2024 Auburn University at Montgomery RV Baseball
Overall Statistics (as of Apr 9, 2024)

All games Sorted by Fielding Pct

| # | Player | C | PO | A | E | FLD% | DP | SBA | CSB | SBA% | PB | CI |
|-----------|------------------|------|-----|-----|----|-------|----|-----|-----|-------|----|----|
| 22 | McWhorter, Cole | 93 | 81 | 12 | 0 | 1.000 | 0 | 11 | 7 | .611 | 3 | 0 |
| 9 | Rooks, Tyrese | 71 | 71 | 0 | 0 | 1.000 | 0 | 0 | 0 | — | 0 | 0 |
| 15 | Frankland, RH | 59 | 59 | 0 | 0 | 1.000 | 0 | 0 | 0 | — | 0 | 0 |
| 2 | Freeman, Nick | 52 | 49 | 3 | 0 | 1.000 | 0 | 0 | 0 | — | 0 | 0 |
| 34 | Purvis, Nick | 15 | 14 | 1 | 0 | 1.000 | 1 | 0 | 0 | — | 0 | 0 |
| 30 | Slaten, Ryan | 12 | 3 | 9 | 0 | 1.000 | 1 | 6 | 0 | 1.000 | 0 | 0 |
| 16 | Thomas, Ashton | 9 | 9 | 0 | 0 | 1.000 | 0 | 0 | 0 | — | 0 | 0 |
| 26 | Williams, Payte | 8 | 5 | 3 | 0 | 1.000 | 0 | 5 | 2 | .714 | 0 | 0 |
| 28 | Turner, Luke | 8 | 1 | 7 | 0 | 1.000 | 1 | 3 | 2 | .600 | 0 | 0 |
| 25 | Strachan, Cole | 7 | 7 | 0 | 0 | 1.000 | 1 | 0 | 0 | — | 0 | 0 |
| 33 | Myers, Michael | 6 | 2 | 4 | 0 | 1.000 | 0 | 5 | 0 | 1.000 | 0 | 0 |
| 17 | Hickman, Grant | 5 | 2 | 3 | 0 | 1.000 | 0 | 2 | 1 | .667 | 0 | 0 |
| 3 | Baggett, Lucas | 4 | 3 | 1 | 0 | 1.000 | 0 | 0 | 1 | — | 0 | 0 |
| 10 | Lee, Cody | 2 | 1 | 1 | 0 | 1.000 | 0 | 1 | 0 | 1.000 | 0 | 0 |
| 36 | Crocker, AJ | 2 | 1 | 1 | 0 | 1.000 | 0 | 0 | 1 | — | 0 | 0 |
| 14 | Bacon, Trey | 1 | 0 | 1 | 0 | 1.000 | 0 | 2 | 0 | 1.000 | 0 | 0 |
| 19 | Lovrich, Camden | 1 | 0 | 1 | 0 | 1.000 | 0 | 0 | 0 | — | 0 | 0 |
| 31 | Clark, Kasey | 287 | 265 | 21 | 1 | .997 | 25 | 0 | 0 | — | 0 | 0 |
| 8 | Grier, Hayden | 98 | 90 | 7 | 1 | .990 | 0 | 15 | 1 | .938 | 1 | 0 |
| 1 | Ceman, Jackson | 123 | 63 | 58 | 2 | .984 | 12 | 0 | 0 | — | 0 | 0 |
| 35 | Doughman, Cooper | 61 | 57 | 3 | 1 | .984 | 0 | 6 | 1 | .857 | 1 | 0 |
| 11 | Wright, Jarren | 60 | 57 | 1 | 2 | .967 | 0 | 0 | 0 | — | 0 | 0 |
| 6 | Tunnell, JC | 117 | 38 | 71 | 8 | .932 | 14 | 0 | 0 | — | 0 | 0 |
| 4 | York, Brendan | 68 | 26 | 36 | 6 | .912 | 8 | 0 | 0 | — | 0 | 0 |
| 5 | Pitts, Brett | 8 | 5 | 2 | 1 | .875 | 1 | 0 | 0 | — | 0 | 0 |
| 21 | Dew, Zach | 102 | 24 | 64 | 14 | .863 | 4 | 0 | 0 | — | 0 | 0 |
| 39 | Slagle, Clay | 6 | 2 | 3 | 1 | .833 | 0 | 5 | 1 | .833 | 0 | 0 |
| 12 | Del Sol, Matthew | 29 | 17 | 7 | 5 | .828 | 2 | 0 | 0 | — | 0 | 0 |
| 37 | Beach, Carson | 1 | 0 | 0 | 1 | .000 | 0 | 1 | 1 | .500 | 0 | 0 |
| 20 | Perdue, Brody | 0 | 0 | 0 | 0 | .000 | 0 | 0 | 0 | — | 0 | 0 |
| 24 | Weatherly, Clay | 0 | 0 | 0 | 0 | .000 | 0 | 1 | 0 | 1.000 | 0 | 0 |
| 27 | James, Jayce | 0 | 0 | 0 | 0 | .000 | 0 | 1 | 0 | 1.000 | 0 | 0 |
| Totals | | 1315 | 952 | 320 | 43 | .967 | 70 | 64 | 18 | .780 | 5 | 0 |
| Opponents | | 1329 | 957 | 332 | 40 | .970 | 74 | 74 | 22 | .771 | 12 | 0 |

Hitting minimums - 75% of games played, 2 AB/G