



AUBURN UNIVERSITY AT MONTGOMERY BASEBALL

2024 AUM BASEBALL GAME NOTES | 18 POSTSEASON APPEARANCES | 9 WORLD SERIES APPEARANCES | 36 ALL-AMERICANS

AUBURN MONTGOMERY
11-10
OVERALL
6-3
GSC
-
NCBWA TOP 25
FRANKLIN BUSH
HEAD COACH
11-10
OVERALL
1st
SEASON

AT

SHORTER UNIVERSITY
11-7
OVERALL
3-6
GSC
-
NCBWA TOP 25
WES TIMMONS
HEAD COACH
194-174
OVERALL
9th
SEASON

LEADOFF: WARHAWKS TRAVEL TO ROME FOR FIRST ROAD CONFERENCE SERIES

➔ GAME INFORMATION:

GMs 22-24: AUM at Shorter | **Venue:** Robert Ledbetter Baseball Complex | **City:** Rome, Ga. | **First Pitch:** GMs 1 & 2- 11 AM | GM 3 - 11 AM
Television: YouTube | **Live Stats:** GoShorterHawks.com | **Social Media:** @AUMWarhawksBSB

➔ BROADCAST INFORMATION:

Television: Shorter University Athletics YouTube | www.youtube.com/@shorteruniversityathletics/streams | **Talent:** N/A

➔ WARHAWKS WIN THIRD STRAIGHT GULF SOUTH CONFERENCE SERIES:

The Auburn University at Montgomery baseball team got a pair of go-ahead RBI hits from Jackson Ceman, Luke Turner allowed an unearned run with eight strikeouts in six innings of work in game three, the bullpen did not cede an earned run in 8.2 innings of relief, and the Warhawks took two games against the University of West Alabama. The series win marked the fourth straight for AUM, and the third consecutive in league play. AUM's pitching staff also registered 29 strikeouts of Tigers hitters in the series, the highest total this season in a three-game series for the pitching staff.

➔ STELLAR GAME THREE PITCHING CATAPULTS AUM TO SERIES WIN OVER WEST ALABAMA:

Luke Turner and Brett Pitts combined to allow a single unearned run and struck out 10 hitters as the Auburn University at Montgomery baseball team took the series finale 2-1 over the University of West Alabama. The win secured the program's fourth consecutive weekend series victory for the Warhawks, including three straight series wins in Gulf South Conference play. Turner fired six innings, scattered six hits and one unearned run, and posted eight strikeouts in a no-decision. Pitts snared the win, as he backed up Turner with three scoreless innings of relief. Pitts allowed just two base runners and struck out two.

➔ MIDWEEK MORSELS:

Ryan Slaten worked seven strong innings for his first win of the season in game one of a midweek doubleheader as the AUM baseball team split its twin bill against Spring Hill College on Wednesday, March 6 at Historic Sims-Galle Field in Mobile, Alabama. Slaten notched the win in a complete-game effort for the Warhawks, as he scattered a pair of runs and eight hits against four strikeouts. The win marked his first as a Warhawk the first complete game by an AUM pitcher this season. Jackson Ceman continued his hot stretch with a 2-for-3 effort on the front side of the doubleheader, as he doubled and drove in four runs. In his five-game hitting streak, Ceman is hitting .600 with a double, three walks, four HBPs, two stolen bases, nine RBIs, and two game-winning hits.

➔ SCOUTING THE HAWKS:

Outfielder Jacob Pajer, through 18 games, leads the Shorter Hawks' offense with 27 hits and 22 RBIs, and ranks second in batting average (.380), doubles (7) and runs (15). Fellow outfielder Kobe Jones leads the team with a .385 batting average, and has added three doubles, two home runs, and 10 RBIs. The Hawks rank first in the GSC and in the Top 10 in all of NCAA Division II in stolen bases with 75 swipes in 86 tries. Norman Leon is tops on the team with 14 stolen bases and leads five players with double-digit stolen bases.

► 2024 SCHEDULE & RESULTS

OVERALL RECORD:	11-10
GSC:	6-3
NON-CONFERENCE:	5-7
HOME AWAY NEUTRAL:	7-4 4-6 0-0

FEBRUARY (8-8)		
2	at Saint Leo Univ.	L, 10-2
2	at Saint Leo Univ.	L, 3-1
3	at Saint Leo Univ.	W, 13-3 (7 INN.)
7	at Miles College	L, 12-7
9	EMBRY-RIDDLE UNIV. (FLA.) (DH)	L, 4-2
9	EMBRY-RIDDLE UNIV. (FLA.) (DH)	W, 7-6
10	EMBRY-RIDDLE UNIV. (FLA.)	W, 7-1
13	GEORGIA SOUTHWESTERN STATE	W, 14-13
16	at Valdosta State Univ.*	W, 5-1
17	at Valdosta State Univ.* (DH)	L, 5-0
17	at Valdosta State Univ.* (DH)	W, 15-4 (7 INN.)
21	UNIV. OF ALABAMA IN HUNTSVILLE	L, 10-5
23	MISSISSIPPI COLLEGE*	L, 13-2 (7 INN.)
24	MISSISSIPPI COLLEGE* (DH)	W, 8-7
24	MISSISSIPPI COLLEGE* (DH)	W, 5-3
28	at Albany State Univ.	L, 8-7 (10 INN.)

MARCH (3-2)		
2	UNIV. OF WEST ALABAMA* (DH)	W, 8-7
2	UNIV. OF WEST ALABAMA* (DH)	L, 5-4
3	UNIV. OF WEST ALABAMA*	W, 2-1
6	at Spring Hill College (DH)	W, 9-2
6	at Spring Hill College (DH)	L, 8-7
8	at Shorter Univ.* (DH)	11 AM
8	at Shorter Univ.* (DH)	2 PM
9	at Shorter Univ.* (DH)	11 AM
12	COLUMBUS STATE UNIV.	4 PM
15	at Lee (Tenn.) Univ.*	3 PM
16	at Lee (Tenn.) Univ.* (DH)	11 AM
16	at Lee (Tenn.) Univ.* (DH)	2 PM
19	at Univ. of Alabama in Huntsville*	3 PM
22	UNION (TENN.) UNIV.*	5 PM
23	UNION (TENN.) UNIV.* (DH)	NOON
23	UNION (TENN.) UNIV.* (DH)	3 PM
26	at Columbus State Univ.	3 PM
29	at Christian Brothers Univ.*	NOON
30	at Christian Brothers Univ.* (DH)	NOON
30	at Christian Brothers Univ.* (DH)	3 PM

APRIL (0-0)		
2	at Lenoir-Rhyne Univ.	5 PM
3	at Lenoir-Rhyne Univ.	1 PM
9	at Georgia Southwestern State	5 PM
12	UNIV. OF WEST GEORGIA*	6 PM
13	UNIV. OF WEST GEORGIA* (DH)	1 PM
13	UNIV. OF WEST GEORGIA* (DH)	4 PM
16	MILES COLLEGE	4 PM
19	UNIV. OF WEST FLORIDA*	5 PM
20	UNIV. OF WEST FLORIDA* (DH)	1 PM
20	UNIV. OF WEST FLORIDA* (DH)	4 PM
23	ALBANY STATE UNIVERSITY	3 PM
26	at Univ. of Montevallo*	5 PM
27	at Univ. of Montevallo*	NOON
27	at Univ. of Montevallo*	3 PM

MAY (0-0)		
3-7	Gulf South Conference Tournament*	TBA
16-18	NCAA South Regional	TBA
24 & 25	NCAA South Super Regional	TBA
June 1-8	NCAA National Championship	TBA

* - GSC Games | - GSC Tournament
ALL TIMES CENTRAL



2024 AUBURN UNIVERSITY AT MONTGOMERY BASEBALL NUMERICAL ROSTER

#	NAME	CLASS	POS	HT	WT	B/T	HOMETOWN / PREVIOUS SCHOOL
1	Jackson Ceman	Gr.	OF	5-10	180	R/R	Montgomery, Ala. / Macon East Aca.
2	Nick Freeman	Gr.	OF	5-8	155	L/R	Alabaster, Ala. / Marion Military Institute
3	Lucas Baggett	So.	RHP	5-10	190	R/R	Pike Road, Ala. / Pike Road HS
4	Brendan York	Jr.	INF	6-0	175	R/R	Buford, Ga. / Chattahoochee Valley CC
5	Brett Pitts	Sr.	UTIL	5-11	215	R/R	Alexander City, Ala. / Chattahoochee Valley CC
6	JC Tunnell	Jr.	INF	6-2	175	R/R	Tuscaloosa, Ala. / Marion Military Institute
8	Hayden Grier	Jr.	C	5-10	195	R/R	Marietta, Ga. / Central Alabama CC
9	Tyrese Rooks	Jr.	OF	5-8	165	L/L	Mobile, Ala. / Bishop State CC
10	Cody Lee	Fr.	UTL	5-10	180	R/R	Fayetteville, Ga. / Landmark Christian School
11	Jarren Wright	Sr.	OF	6-0	180	L/R	Ashville, Ala. / Snead State CC
12	Matthew Del Sol	Jr.	INF	5-9	195	R/R	Elizabeth, N.J. / Grayson College
13	Chael Kerr	Fr.	LHP	5-9	185	L/L	Pike Road, Ala. / Pike Road HS
14	Trey Bacon	Sr.	UTL	5-11	170	R/R	Tampa, Fla. / Santa Fe College
15	RH Frankland	Jr.	OF	6-1	220	L/L	Memphis, Tenn. / Southwest TN CC
16	Ashton Thomas	Gr.	OF	6-5	215	L/L	Evans, Ga. / Flagler College
17	Grant Hickman	Sr.	RHP	6-1	195	R/R	Tuscaloosa, Ala. / Shelton State CC
18	Daniel Swatek	Sr.	RHP	6-0	190	R/R	Hoover, Ala. / Shelton State CC
19	Camden Lovrich	Gr.	RHP	6-1	195	R/R	Pike Road, Ala. / Jacksonville State Univ.
20	Brody Perdue	Sr.	C	5-9	195	R/R	Coker, Ala. / Chattahoochee Valley CC
21	Zach Dew	Gr.	INF	6-2	200	R/R	Sylacauga, Ala. / Central Ala. CC
22	Cole McWhorter	Jr.	C	6-0	190	R/R	Troy, Ala. / Lurleen B. Wallace CC
24	Clay Weatherly	Sr.	RHP	6-3	215	R/R	Smiths Station, Ala. / Chattahoochee Valley CC
25	Cole Strachan	Jr.	UTL	6-0	205	R/R	Madison, Ala. / Northwest-Shoals CC
26	Payte Williams	Jr.	RHP	6-1	190	R/R	Tuscaloosa, Ala. / Marion Military Institute
27	Jayce James	Jr.	LHP	6-1	195	L/L	Eufaula, Ala. / Wallace-Dothan CC
28	Luke Turner	Sr.	RHP	6-1	215	R/R	Saraland, Ala. / Bishop State CC
30	Ryan Staten	Jr.	RHP	6-5	210	R/R	Alexander City, Ala. / Central Alabama CC
31	Kasey Clark	Gr.	INF	6-2	200	L/R	Pelham, Ala. / Southern Union State CC
33	Michael Myers	Gr.	RHP	5-8	200	R/R	Cullman, Ala. / Snead State CC
34	Nick Purvis	Sr.	C/INF	6-0	240	R/R	Hayden, Ala. / Marion Military Institute
35	Cooper Doughman	Sr.	C	6-2	240	R/R	LaGrange, Ga. / Lurleen B. Wallace CC
36	AJ Crocker	Jr.	RHP	6-0	210	R/R	Scottsboro, Ala. / Marion Military Institute
37	Carson Beach	R-Fr.	RHP	6-1	215	R/R	Newnan, Ga. / Trinity School
39	Clay Slagle	Jr.	RHP	6-2	210	R/R	Montgomery, Ala. / Pike Road HS

Head Coach: Franklin Bush (1st) | **Assistant Coach:** Brock Moss (1st) | **Graduate Assistant:** Tanner Bradley (1st)

ROSTER BREAKDOWN BY STATE



QUICK FACTS • INFORMATION

Location	Montgomery, Ala., 36124
Founded	1967
Enrollment	5,211
Nickname	Warhawks
Colors	Orange and Black
National Affiliation	NCAA Division II
Conference	Gulf South Conference
President	Dr. Carl Stockton
Athletic Director	Erik Maas
Senior Women's Administrator	Amber Rae Childers
FAR:	Dr. Courtney Waid
Stadium (Capacity)	Q.V. Lowe Field (600 Seats)

COACHING STAFF

Head Coach	Franklin Bush
Alma Mater/Yr	Blackburn College/2014
Record at AUM/Yrs	11-10/1st
Overall Record/Yrs	11-10/1st
Assistant Coach	Brock Moss/1st
Alma Mater/Yr	Sterling/2013, Greenville/2015
Graduate Assistant Coach	Tanner Bradley/1st
Alma Mater/Yr	

TEAM INFORMATION

2023 Record	19-31
Gulf South Conference Record	11-19
GSC Tournament	N/A
Final 2023 National Ranking	NR
Letterwinners Returning/Lost (2023)	16/21

BASKETBALL HISTORY

First Year of Baseball:	1975
All-time Record:	1,309-795-5
All-time GSC Record:	80-96
NCAA Appearances/Record	N/A
Last Appearance	N/A
Place:	N/A
Result:	N/A
Location:	N/A

EXTERNAL RELATIONS | ATHLETIC COMMUNICATIONS

The Auburn University at Montgomery **Sports Information Office** provides public relations to members of the media. Game day services include statistics, photography (when available), video clips (when available), and post-game access to coaches and student-athletes. The Sports Information office is located on the first floor of the AUM Athletics Complex in office suite 104.

Primary Contact

Cody Clark

E-Mail: cclark26@aum.edu | Cell: (843) 610-6007

Secondary Contact

Mark Gilliam

E-Mail: mgilliam@aum.edu | Cell: (205) 399-3114



NEWS & NOTES:

➔ BUSH SNAGS FIRST COLLEGIATE VICTORY:

Behind a two-run home run from Tyrese Rooks and a 3-for-5 effort from Brendan York, the AUM baseball team defeated Saint Leo University 13-3 in the finale of a three-game series to wrap up the opening weekend of the 2024 season. The win marked the first victory as a collegiate head coach for AUM skipper Franklin Bush. Bush was selected to lead the Warhawks after spending the past six seasons at the University of Montevallo, most recently as Associate Head Coach and Recruiting Coordinator.

➔ WALK-OFF WARHAWKS:

AUM has already posted a pair of walk-off wins in the 2024 campaign. A Cooper Doughman RBI single combined with an Embry-Riddle throwing error helped the Warhawks to a 7-6 win in game two of the three-game series. AUM then delivered a 14-13 walk-off win over Georgia Southwestern. Tied at 13-13, Frankland worked a one-out walk and Nick Freeman pinch-ran for him to start the AUM ninth. Doughman followed with an infield single, and Freeman advanced to third on a GSW throwing error. JC Tunnell reached first on a bunt single to load the bases, and Hayden Grier beat out a fielder's choice ground ball to break up a double play and seal the Warhawk win.

➔ ROOKS SETTING THE TABLE:

Junior outfielder Tyrese Rooks is off to a solid start in his first season donning the black and orange. Rooks, a Mobile, Ala. native, has posted a team-high 22 runs and a team-high 27 hits. Rooks is getting on base 45 percent of the time for the Warhawks (.457) and already has 10 multi-hit games.

➔ MULTI-HIT & MULTI-RBI WARHAWKS:

Making his presence felt early at the top of the AUM lineup, Tyrese Rooks has 10 multi-hit games thus far this year, including a trio of three-hit games. Brendan York has also posted eight multi-hit efforts, while JC Tunnell and Cooper Doughman have posted six multi-hit games this season. Jackson Ceman is up to five multi-hit games, including in three of the last five games, while Zach Dew also has five. Nick Freeman, Kasey Clark, and Jarren Wright have three multi-hit games as well. Dew leads the way with five multi-RBI games, while Doughman has added four such games. York, Ceman, and RH Frankland have three multi-RBI games each, and Rooks has pitched in two multi-RBI games out of the leadoff spot.

➔ LEAVING THE YARD:

Seven different Warhawks have hit a home run this season. Clark, Dew, Doughman, Frankland, Rooks, Wright, and York have all hit round-trippers, totaling 12 for the team. Clark is up to a team-high four home runs, while Doughman and Dew each have a pair. Six of the dingers have been solo homers, while the rest have driven in multiple runs for AUM.

➔ CURRENT STREAKS:

Ceman leads the way for the Warhawks as he is riding a five-game hitting streak, while Dew has reached base in 18 straight games. York also has a four-game hitting streak going.

➔ GSC STATISTICAL RANKS:

Rooks ranked fifth in the conference in at bats (77) and is tied for sixth in runs scored (22), while Ceman ranks seventh in on-base percentage (.523). Kasey Clark is tied for the GSC lead in walks (19), and Ceman ranks in a tie with nine HBPs drawn. Defensively, Kasey Clark ranks third in the league in putouts (144). On the hill, Ryan Slaten is ranked eighth in ERA among qualified pitchers with a 3.81. Clay Slagle ranks second in the GSC in batters struck out looking with 12, while Slaten and Turner rank seventh and eighth in that category. Turner and Slagle rank in a tie for second in the league with only four walks given up, while Slaten ranks eighth with only 11 earned runs allowed in 26 innings logged. Lucas Baggett's three saves rank third in the Gulf South Conference.

➔ TEAM LEADERS:

Offensively, Jackson Ceman owns a .380 batting average, the top mark on the team. Rooks leads the team with 27 hits and 22 runs. Zach Dew is up to six doubles and has the team's lone triple and Kasey Clark paces the group with four home runs. Dew also leads the team in RBIs with 17. Clark has walked 19 times, best on the team, while Ceman has been hit by a pitch nine times and has the best on-base percentage (.523). Rooks and Tunnell each have four stolen bases to lead the Warhawks. Brett Pitts and Lucas Baggett are tied for the team lead with three wins on the mound, and Baggett has three saves. Luke Turner has logged 27.1 innings on the mound, and Clay Slagle has with 26 strikeouts. Baggett has not allowed an earned run in 9.2 innings, while Trey Bacon (3.1 innings) and Clay Weatherly (2.0 inning) have yet to allow an earned run.

➔ THREE NAMED TO GSC NEWCOMER WATCHLIST:

Tyrese Rooks, Ryan Slaten, and Brendan York were each named to the Gulf South Conference's Newcomer Watchlist ahead of the 2024 season. Rooks starred in the outfield at Bishop State Community College. he was an All-Conference selection in 2022 and posted a .362 batting average in 2023 with 13 doubles, one home run, and 21 runs batted in. Slaten, a 6-foot-5 pitcher, played two seasons at Central Alabama Community College. He posted a 10-4 career record with five complete games in 20 starts. He logged 110 career innings and struck out 110 with a career 3.85 ERA. York appeared in 102 games across three seasons at Chattahoochee Valley Community College. York hit .289 in 44 games in 2023 at shortstop, and also hit .300 across 19 games in his debut collegiate season in 2021.

➔ GULF SOUTH CONFERENCE PRESEASON POLL:

A season removed from going 19-31 with an 11-19 record in conference play to finish 10th, AUM was picked to finish 11th in this year's preseason coaches poll. The University of West Florida was picked to finish in the poll position, while Valdosta State University was picked to finish second. Lee University (third), the University of Montevallo (fourth), and the University of Alabama in Huntsville (fifth) rounded out the top five preseason poll vote-getters.

▶ ALL-TIME SERIES HISTORY

Overall Series Record: AUM leads 33-9



Series Streak: AUM L1



Last AUM Home Win: 4/30/2022 | W, 8-0 in Montgomery, Ala.

Last AUM Road Win: 3/27/2021 | W, 7-5 in Rome, Ga.

LAST FIVE MATCHUPS	SCORE	H/A/N
5.7.2022	L, 8-2	N
4.30.2022	W, 8-0	H
4.29.2022	L, 2-0	H
4.29.2022	W, 12-3	H
3.27.2022	W, 7-5	R

▶ HOW THEY COMPARE

	OFFENSIVE TALE OF THE TEAMS	
	CATEGORY	
.294	BATTING AVERAGE	.291
114	RUNS	131
183	HITS	162
29	DOUBLES	32
1	TRIPLES	6
11	HOME RUNS	13
96	RUNS BATTED IN	119
247	TOTAL BASES	245
.397	SLUGGING PERCENTAGE	.440
.393	ON BASE PERCENTAGE	.421
.790	OPS	.861
72	WALKS	112
33	HIT BY PITCHES	24
99	STRIKEOUTS	103
6	DOUBLE PLAYS	10
17-OF-23	STOLEN BASES - ATTEMPTS	75-OF-86

	DEFENSIVE TALE OF THE TEAMS	
	CATEGORY	
5.21	EARNED RUN AVERAGE	6.02
1.51	WHIP	1.80
10-9	WIN-LOSS RECORD	11-7
0	COMPLETE GAMES	0
0	SHUTOUTS	1
4	SAVES	2
155.0	INNINGS PITCHED	148.0
.277	BATTING AVERAGE AGAINST	.293
170	HITS	171
116	RUNS	115
90	EARNED RUNS	99
64	WALKS	95
128	STRIKEOUTS	110
35	DOUBLES ALLOWED	25
4	TRIPLES ALLOWED	4
18	HOME RUNS ALLOWED	15
20	WILD PITCHES	11
27	HIT BY PITCHES	26



FRANKLIN BUSH

HEAD COACH | 1st SEASON AT AUM | BLACKBURN (2014)

FRANKLIN BUSH QUICK BIO:

Director of Athletics Erik Maas announced the hiring of Franklin Bush as the head baseball coach at Auburn University at Montgomery on Wednesday, June 28th, 2023. Bush becomes just the third head coach in the baseball program's 37-year history, building on the foundation laid by Q.V. Lowe, who won more than 1,000 games from 1987 to 2014, and Marty Lovrich, who coached the Warhawks to 235 wins from 2015 to 2023.

"We are excited to welcome Franklin Bush as the new head coach of the Warhawk baseball program," said Maas. "AUM Baseball has great tradition and Franklin fits what we were looking for as someone who can develop a championship-level program on and off the field, while honoring that tradition. We are happy to bring Franklin and his family back home to Montgomery to lead this storied program," Maas exclaimed.

Bush comes to the capital city after spending the past six seasons at fellow GSC institution the University of Montevallo, most recently as Associate Head Coach and Recruiting Coordinator. The 2022 Alabama Baseball Coaches Association Assistant Coach of the Year, Bush helped lead Montevallo to second and third place finishes in the GSC the past two years (with a 75-31 overall record in that span), including an NCAA South Region tournament in 2023.

Bush was heavily involved in all aspects of the program for the Falcons, including on-field coaching, academic management, community involvement initiatives, and facility maintenance. Under his tutelage, the program produced two GSC Players of the Year, an NCBWA Player of the Year, six All-American selections, seven First Team All-GSC selections, five second team All-GSC selections, two College Sports Communicators (CSC) Academic All-Americans, five CSC Academic All-District Honorees, three GSC All-Academic Team selections, and 50 Honor Roll recipients.

"Montgomery is where it all started for me," said Bush. "To come back home and serve as the head baseball coach [for Auburn University at Montgomery] is an absolute dream for me and my family. We are grateful to Chancellor Carl Stockton, Erik Maas, and the search committee for this opportunity. We look forward to working each and every day to build on the success of this baseball program and athletics department."

The baseball program found success both on and off the field, particularly in the classroom, as the program maintained a 3.0 cumulative GPA in each semester of his tenure at Montevallo. Bush served on a coaching staff that led the Falcons to a pair of NCAA South Region tournaments (2018 & 2023) and a pair of nationally ranked recruiting classes. The Falcons' 2019 recruiting class was ranked fourth nationally, and the squad's 2023 recruiting class was ranked 18th nationally. The program also produced a 19th-round pick in the MLB Draft in 2019, the second-highest draft pick in program history.

He also has held three different summer ball coaching positions in his career. Bush began as an assistant coach for the Wellsville Nitros in the New York Collegiate Baseball League in 2016 before taking the head coach position for the Newark Pilots of the Perfect Game Collegiate Baseball League in 2017. Bush then served as head coach of the Madisonville Miners of the Ohio Valley League in Madisonville, Kentucky.

Bush holds a master's degree in Adult Education from Auburn University and a bachelor's degree in Sports Management from Blackburn College in Carlinville, Illinois.

THE FRANKLIN BUSH FILE:

» Birthdate:	July 23
» Alma Mater:	Blackburn College (2014) Auburn University (2016)
» Hometown:	Montgomery, Alabama
» Family:	Wife: Keri Ann Children: Madilyn
» Seasons at AUM:	1st Season
» First AUM Win:	Feb. 3, 2024 at Saint Leo



GULF SOUTH CONFERENCE STANDINGS

SCHOOL	CONF	CPCT.	OVERALL	PCT.	HOME	AWAY	NEUTRAL	STREAK
WEST FLORIDA	5-1	.833	12-5	.706	8-1	4-4	0-0	W3
DELTA STATE	5-1	.833	12-8	.600	5-5	7-3	0-0	L2
LEE	6-3	.667	12-7	.632	8-4	4-3	0-0	L2
WEST GEORGIA	6-3	.667	10-8	.556	5-6	5-2	0-0	W1
AUBURN MONTGOMERY	6-3	.667	11-10	.524	7-4	4-6	0-0	L1
MISSISSIPPI COLLEGE	3-3	.500	10-6	.625	8-4	2-2	0-0	W1
MONTEVALLO	3-3	.500	11-8	.579	8-2	3-6	0-0	L2
VALDOSTA STATE	4-5	.444	9-8	.529	7-5	2-3	0-0	L1
SHORTER	3-6	.333	11-7	.611	8-2	3-5	0-0	W2
WEST ALABAMA	3-6	.333	10-10	.500	7-5	3-5	0-0	W1
CHRISTIAN BROTHERS	3-6	.333	8-11	.421	7-8	1-3	0-0	L3
UNION	3-6	.333	8-11	.421	7-5	1-6	0-0	L2
ALABAMA HUNTSVILLE	1-5	.167	12-8	.600	7-1	5-7	0-0	L4

GULF SOUTH CONFERENCE WEEKLY HONORS

PLAYER OF THE WEEK

Feb. 6	Wesley Sides, 1B, Mississippi College
Feb. 13	JT Vance, OF, Mississippi College
Feb. 20	Connor Crowson, 3B, Montevallo
Feb. 27	Cooper Prince, OF, West Georgia
March 5	Darrien McDowell, 1B, West Florida
March 12	
March 19	
March 26	
April 2	
April 9	
April 16	
April 23	
April 30	

PITCHER OF THE WEEK

Feb. 6	Kade Manderschied, West Florida
Feb. 13	Holland Townes, Mississippi College
Feb. 20	Kade Manderschied, West Florida
Feb. 27	Dalton Neuschwander, West Florida
March 5	Keegan Gagliardo, Lee
March 12	
March 19	
March 26	
April 2	
April 9	
April 16	
April 23	
April 30	

FRESHMAN OF THE WEEK

Feb. 6	Levi Maddela, 1B, Shorter
Feb. 13	Elijah Ramsey, OF, Union
Feb. 20	Daniel Irizarry, OF, Montevallo
Feb. 27	Luke Collier, INF, Lee
March 5	Elijah Ramsey, OF, Union
March 12	
March 19	
March 26	
April 2	
April 9	
April 16	
April 23	
April 30	



TOP 25 POLL | MARCH 6, 2024

RNK	SCHOOL	RECORD	POINTS	PREV
1	TAMPA (20)	17-0	500	1
2	NORTH GREENVILLE	16-3	474	2
3	CENTRAL MISSOURI	15-3	464	3
4	POINT LOMA	12-5-1	402	4
5	WEST TEXAS A&M	13-5	400	5
6	MILLERSVILLE	10-3	383	6
7	SOUTHERN ARKANSAS	15-3	373	11
8	WEST FLORIDA	12-5	355	9
9	WAYNE STATE (MICH.)	7-1	330	12
10	MISSOURI SOUTHERN	17-4	292	8
11	UNC PEMBROKE	15-3	272	RV
12	NORTHWEST NAZARENE	12-4-1	269	10
13	MOLLOY	8-2	266	13
14	SAINT LEO	13-2	237	19
15	WEST CHESTER	7-0	235	18
16	CSU PUEBLO	11-4	210	15
17	ILLINOIS SPRINGFIELD	9-4	188	20
18	YOUNG HARRIS	14-4	170	7
19	MOUNT OLIVE	10-5	139	RV
20	ANGELO STATE	13-8	97	RV
21	CAL STATE MONTEREY BAY	10-6	81	23
22	GRAND VALLEY STATE	6-1	74	RV
23	AUGUSTANA (S.D.)	6-2	51	NR
24	EAST STROUDSBURG	6-3	47	RV
25	GOLDEY-BEACOM	7-5	42	22

OTHERS RECEIVING VOTES: DELTA STATE (12-6) 39 POINTS; NORTH GEORGIA (11-4) 33 POINTS; CENTRAL OKLAHOMA (14-4) 18 POINTS; SETON HILL (6-3) 15 POINTS; BARTON (15-2) 8 POINTS; LYNN (11-6) 7 POINTS; WESTMONT (10-6-3) 7 POINTS; LUBBOCK CHRISTIAN (13-7) 6 POINTS; SAGINAW VALLEY STATE (8-3) 6 POINTS; QUEENS (4-1) 4 POINTS; HAWAII PACIFIC (13-4) 4 POINTS; GEORGIA SOUTHWESTERN (13-5) 1 POINT



SOUTH REGION POLL | FEBRUARY 19, 2024

RNK	SCHOOL	RECORD	POINTS	PREVIOUS
1	TAMPA (8)	17-0	80	1
2	WEST FLORIDA	12-5	69	2
3	SAINT LEO	13-2	67	4
4	DELTA STATE	12-6	51	8
5	LYNN	11-6	40	3
6	LEE	12-6	37	5
7	WEST GEORGIA	10-8	23	RV
8	SAVANNAH STATE	11-2	17	10
9	EMBRY-RIDDLE	9-6	15	9
10	AUBURN MONTGOMERY	10-9	13	RV

OTHERS RECEIVING VOTES: SPRING HILL (11 POINTS); MONTEVALLO (7 POINTS); FLORIDA TECH (6 POINTS); ROLLINS (3 POINTS); SHORTER (2 POINTS); MISSISSIPPI COLLEGE (1)

WARHAWKS BY THE NUMBERS

1,309

wins that the AUM Warhawks baseball program has amassed since debuting in 1987. AUM is currently playing its 38th season of collegiate baseball and has posted 40 or more wins on 15 different occasions. The Warhawks have also put together four campaigns with 50 or more wins in the program's storied history.

36

All-Americans that the Warhawks have had since the inception of the program. Pitcher Jed Carter (2016) serves as the most recent honoree. Carter logged 16 saves with a 1.85 ERA and 53 strikeouts in 34 innings across 29 games.

31

winning seasons that the program has posted in 37 seasons. After sub-.500 campaigns in 1987 and 1988 as the program got off the ground, AUM rattled off 29 straight winning seasons from 1989-2017. 2019 and 2022 also served as winning seasons for the Warhawk program.

18

postseason appearances the program has posted since beginning in 1987. Averaging a trip to the postseason nearly every other year since the program's inception, the Warhawks have continued that tradition into the team's NCAA Division II era with a pair of Gulf South Conference tournament appearances.

3

The number of head coaches that the Warhawks have had as AUM embarks on its 38th season. First-year skipper Franklin Bush joins a short list of AUM coaches, building on the foundation laid by Q.V. Lowe, who won more than 1,000 games from 1987 to 2014, and Marty Lovrich, who coached the Warhawks to 235 wins from 2015 to 2023.





AUBURN UNIVERSITY AT MONTGOMERY BASEBALL GAME NOTES

18 POSTSEASON APPEARANCES | 9 WORLD SERIES APPEARANCES | 36 ALL-AMERICANS



TELEVISION ROSTER:



JACKSON CEMAN
Sr. • G • 6-0 • 175



NICK FREEMAN
Sr. • G • 6-0 • 175



LUCAS BAGGETT
Sr. • G • 6-0 • 175



BRENDAN YORK
Sr. • G • 6-0 • 175



BRETT PITTS
Sr. • G • 6-0 • 175



JC TUNNELL
Sr. • G • 6-0 • 175



HAYDEN GRIER
Sr. • G • 6-0 • 175



TYRESE ROOKS
Sr. • G • 6-0 • 175



CODY LEE
Sr. • G • 6-0 • 175



JARREN WRIGHT
Sr. • G • 6-0 • 175



MATTHEW DEL SOL
Sr. • G • 6-0 • 175



CHAEI KERR
Sr. • G • 6-0 • 175



TREY BACON
Sr. • G • 6-0 • 175



RH FRANKLAND
Sr. • G • 6-0 • 175



ASHTON THOMAS
Sr. • G • 6-0 • 175



GRANT HICKMAN
Sr. • G • 6-0 • 175



DANIEL SWATEK
Sr. • G • 6-0 • 175



CAMDEN LOVRICH
Sr. • G • 6-0 • 175



BRODY PERDUE
Sr. • G • 6-0 • 175



ZACH DEW
Sr. • G • 6-0 • 175



COLE MCWHORTER
Sr. • G • 6-0 • 175



CLAYTON WEATHERLY
Sr. • G • 6-0 • 175



COLE STRACHAN
Sr. • G • 6-0 • 175



PAYTE WILLIAMS
Sr. • G • 6-0 • 175



JAYCE JAMES
Sr. • G • 6-0 • 175



LUKE TURNER
Sr. • G • 6-0 • 175



RYAN SLATEN
Sr. • G • 6-0 • 175



KASEY CLARK
Sr. • G • 6-0 • 175



MICHAEL MYERS
Sr. • G • 6-0 • 175



NICK PURVIS
Sr. • G • 6-0 • 175



COOPER DOUGHMAN
Sr. • G • 6-0 • 175



AJ CROCKER
Sr. • G • 6-0 • 175



CARSON BEACH
Sr. • G • 6-0 • 175



CLAY SLAGLE
Sr. • G • 6-0 • 175



HC
FRANKLIN BUSH
Head Coach



AC
BROCK MOSS
Assistant Coach



GA
TANNER BRADLEY
Graduate Assistant



ATC
EMMA CORNELL
Athletic Trainer



SID
CODY CLARK
SID • 2nd Year at AUM



RECORD VERSUS ALL OPPONENTS

GULF SOUTH CONFERENCE SCHOOLS:

Alabama Huntsville	11-18
Christian Brothers	15-2
Delta State	2-8
Lee	19-33
Mississippi College	9-6
Montevallo	39-39
Shorter	33-9
Union (Tenn.)	20-10
Valdosta State	6-16
West Alabama	38-28
West Florida	24-31
West Georgia	7-9

ALABAMA SCHOOLS:

Alabama	0-2
Alabama State	5-0
Birmingham-Southern	21-25
Faulkner	84-49-1
Huntingdon (Ala.)	41-18
Jacksonville State	5-13
Miles College	4-2
Mobile (Ala.)	40-16
North Alabama	9-11-1
Samford	2-0
South Alabama	0-4
Spring Hill	50-23
Stillman	0-2
Talladega	51-8
Tuskegee	22-1
Troy	8-15

OTHER OPPONENTS:

Albany State	6-3
Anderson (S.C.)	2-1
Austin Peay	1-2
Ball State	2-1
Bellevue	3-2-1
Belhaven	13-10
Benedict	1-0
Berry	23-12
Bethel (Tenn.)	9-1
Biola	1-0
Blackburn	1-0
Blue Mountain	11-3
Brevard (N.C.)	7-1
Brewton-Parker	42-17
Briar Cliff	1-1
Bristol (Tenn.)	1-0
Bryan	0-1
Campbellsville	4-6
Central Arkansas	1-0
Central Baptist	1-0
College of the Ozarks	3-0
Columbus State	11-28
Cumberland	10-9
Dallas Baptist	0-1
Embry-Riddle (Fla.)	12-23
Emmanuel	38-2

Flagler	3-4
Florida Tech	0-1
Florida Southern	0-1
Freed-Hardeman	1-1
George Washington	1-0
Georgetown (Ky.)	3-2
Georgia College	2-1
Georgia Gwinnett	4-1
Georgia Southern	1-2
Georgia Southwestern State	41-29
Goshen	2-0
Grand Canyon	1-0
Illinois Wesleyan	1-0
Iowa Wesleyan	1-1
Indiana Southeastern	7-0
Indiana Wesleyan	1-0
Judson (Ill.)	0-1
Keiser (Fla.)	2-1
Kennesaw State	4-6
Kentucky Wesleyan	1-0
LaGrange	22-0
Lambuth	12-4
Lenoir-Rhyne	1-2
Lewis-Clark State	0-1
Limestone	5-0
Lincoln Memorial	0-1
Lindenwood	0-3
Lindsey Wilson	3-7
Lipscomb	9-1
Loyola (La.)	17-3
LSU-Shreveport	3-6
Lubbock Christian	0-1
Lynn	2-1
McKendree	4-0
Martin Methodist	15-4
Middle Georgia State	4-2
Milligan	1-0
Mississippi State University	0-2
Missouri Baptist College	1-1-1
Montreat	5-1
Morehead State	1-0
Mount Mercy	1-2
Mount Olive	1-0
North Florida	1-1
North Georgia	9-20
Northeastern Oklahoma State	0-1
Northwood University (Mich.)	0-1
Nova Southeastern	1-0
Oklahoma Baptist	0-1
Oklahoma City	0-1
Olivet Nazarene	7-1
Paine	1-0
Piedmont	3-0
Point	11-3
Reinhardt	21-3
Rio Grande	0-1
SCAD-Savannah	1-0
St. Francis (Ill.)	3-1
Saint Leo	2-6

St. Thomas (Fla.)	2-3
St. Xavier	0-1
Selma	8-1
Seton Hill	1-0
Shawnee State	1-0
Shippensburg	1-0
Siena Heights	52-6
Southeastern (Fla.)	1-1
Southeastern Louisiana	1-3
Southeastern Oklahoma State	0-1
Southern Polytechnic State	28-20
Southern Wesleyan	36-5
Tampa	1-0
Tennessee Wesleyan	15-8
Thomas (Ga.)	32-12
Trevecca Nazarene	12-7
Truett-McConnell	3-0
Union (Ky.)	1-0
Univ. of Cumberlands	1-1
Valparaiso	8-1-1
Virginia	1-0
Warner Southern	1-3
Webber International	6-6
West Liberty State	1-0
William Carey	30-19
William Woods	1-0
Winona State	0-1
Young Harris	2-1

OVERALL RECORD **1,309-795-5 (.621)**

YEAR-BY-YEAR RESULTS:

1987	7-28
1988	19-24
1989	28-19-1
1990	40-25
1991	29-20
1992	50-18
1993	29-26-1
1994	36-23
1995	49-14
1996	41-22
1997	34-24-1
1998	49-10
1999	42-19
2000	48-16
2001	50-16-1
2002	50-18
2003	39-23
2004	38-21
2005	38-29
2006	49-20
2007	51-13
2008	43-21
2009	37-23
2010	27-24
2011	42-19
2012	38-24
2013	32-24-1
2014	28-25
2015	40-18
2016	46-17
2017	27-23
2018	20-30
2019	27-22
2020	8-12 (*Shortened due to COVID-19)
2021	18-23
2022	30-21
2023	19-31
2024	11-10

2024 Auburn University at Montgomery Baseball
Overall Statistics (as of Mar 6, 2024)

Overall Record: 11-10 Conf: 6-3 Home: 7-4 Away: 4-6 Neutral: 0-0

All games Sorted by Batting Avg

#	Player	AVG	GP-GS	AB	R	H	2B	3B	HR	RBI	TB	SLG%	BB	HBP	SO	GDP	OB%	SF	SH	SB-ATT	PO	A	E	FLD%
1	Ceman, Jackson	.380	18-15	50	9	19	5	0	0	11	24	.480	6	9	6	0	.523	0	1	2-4	30	11	1	.976
4	York, Brendan	.361	16-16	61	8	22	2	0	1	12	27	.443	4	3	6	0	.420	1	2	2-2	26	36	6	.912
35	Doughman, Cooper	.359	18-17	64	9	23	4	0	2	14	33	.516	7	4	6	0	.453	0	0	0-0	14	1	0	1.000
9	Rooks, Tyrese	.351	20-20	77	22	27	3	0	1	10	33	.429	11	5	9	1	.457	1	1	4-5	36	0	0	1.000
21	Dew, Zach	.301	19-19	73	13	22	6	1	2	17	36	.493	8	2	10	1	.376	2	0	1-2	13	28	10	.804
6	Tunnell, JC	.293	21-16	58	10	17	2	0	0	7	19	.328	3	1	12	0	.333	1	2	4-5	14	35	4	.925
31	Clark, Kasey	.274	21-21	73	19	20	4	0	4	14	36	.493	19	3	14	3	.442	0	0	1-1	144	11	1	.994
2	Freeman, Nick	.231	16-12	39	9	9	0	0	0	3	9	.231	7	2	5	0	.375	0	1	3-4	33	1	0	1.000
11	Wright, Jarren	.355	15-11	31	10	11	1	0	1	6	15	.484	5	4	3	1	.500	0	2	0-1	15	1	2	.889
16	Thomas, Ashton	.250	4-2	8	2	2	0	0	0	1	2	.250	0	1	3	0	.333	0	0	0-0	4	0	0	1.000
15	Frankland, RH	.229	12-9	35	5	8	3	0	1	9	14	.400	4	3	10	0	.349	1	0	1-1	30	0	0	1.000
22	McWhorter, Cole	.194	13-10	36	4	7	3	0	0	3	10	.278	2	0	9	0	.237	0	1	0-0	60	9	0	1.000
12	Del Sol, Matthew	.182	7-6	22	2	4	0	0	0	1	4	.182	0	0	6	0	.182	0	0	0-0	7	4	1	.917
34	Purvis, Nick	.182	7-6	22	0	4	1	0	0	1	5	.227	2	2	5	0	.308	0	0	1-1	3	0	0	1.000
8	Grier, Hayden	.111	9-9	27	7	3	0	0	0	1	3	.111	7	3	5	0	.351	0	0	0-0	61	4	1	.985
10	Lee, Cody	.000	8-0	0	1	0	0	0	0	0	0	.000	0	0	0	0	.000	0	0	0-0	0	0	0	.000
Totals		.293	21-21	676	130	198	34	1	12	110	270	.399	85	42	109	6	.402	6	10	19-26	505	159	26	.962
Opponents		.280	21-21	671	126	188	39	4	18	110	289	.431	71	27	134	8	.367	10	12	20-26	505	178	22	.969

LOB: Team (181), Opp (158) DPs Turned: Team (13), Opp (11) IBB: Team (2), Doughman (1), York (1), Opp (3)

All games Sorted by Earned Run Avg

#	Player	ERA	W-L	APP	GS	CG	SHO	SV	IP	H	R	ER	BB	SO	2B	3B	HR	B/AVG	WP	HP	BK	SFA	SHA
14	Bacon, Trey	0.00	0-0	2	0	0	0-0	0	3.1	2	1	0	3	4	0	0	0	.182	1	2	0	1	0
24	Weatherly, Clay	0.00	0-0	2	0	0	0-0	0	2.0	1	0	0	1	4	1	0	0	.111	0	0	0	0	0
3	Baggett, Lucas	0.00	3-0	9	0	0	0-0	3	9.2	7	7	0	6	6	2	0	0	.184	0	1	0	2	0
5	Pitts, Brett	1.50	3-1	7	0	0	0-0	0	12.0	7	3	2	8	7	1	0	0	.184	1	2	0	1	1
17	Hickman, Grant	2.08	1-1	5	0	0	0-0	1	8.2	6	2	2	2	7	1	0	0	.200	1	2	0	0	0
27	James, Jayce	2.25	0-1	1	1	0	0-0	0	4.0	2	1	1	0	3	0	0	0	.143	0	3	0	0	0
30	Slaten, Ryan	3.81	1-1	5	5	1	0-0	0	26.0	26	14	11	7	18	7	0	1	.263	2	3	0	3	4
28	Turner, Luke	4.94	1-0	5	5	0	0-0	0	27.1	36	18	15	4	25	7	1	2	.313	3	5	0	0	1
26	Williams, Payte	5.75	1-2	5	4	0	0-0	0	20.1	26	14	13	12	10	6	1	5	.321	1	1	0	1	1
39	Slagle, Clay	6.15	1-2	5	5	0	0-0	0	26.1	28	21	18	4	26	5	1	5	.264	0	2	0	2	1
19	Lovrich, Camden	6.75	0-0	3	1	0	0-0	0	4.0	5	4	3	4	3	1	0	0	.313	5	1	0	0	1
33	Myers, Michael	9.00	0-0	8	0	0	0-0	0	11.0	18	13	11	2	7	4	0	3	.346	0	2	0	0	1
37	Beach, Carson	11.12	0-1	5	0	0	0-0	0	5.2	13	11	7	4	6	3	0	2	.448	2	0	0	0	2
10	Lee, Cody	12.00	0-1	5	0	0	0-0	0	6.0	9	10	8	6	7	1	1	0	.346	3	2	0	0	0
36	Crocker, AJ	31.50	0-0	4	0	0	0-0	0	2.0	2	7	7	8	1	0	0	0	.286	4	1	0	0	0
Totals		5.24	11-10	71	21	1	0	4	168.1	188	126	98	71	134	39	4	18	.280	23	27	0	10	12
Opponents		5.40	10-11	87	21	1	1	4	168.1	198	130	101	85	109	34	1	12	.293	27	42	2	6	10

PB: Team (1), Doughman (1), Totals (1), Opp (4) Pickoffs: Team (3), Lee 1, Slaten 1, Turner 1, Totals , Opp (0) SBA/ATT: Totals (40-52), Grier (11-12), McWhorter (5-10), Doughman (4-4), Slaten (4-4), Myers (3-3), Slagle (3-4), Bacon (2-2), Hickman (2-3), Williams (2-4), Beach (1-1), James (1-1), Lee (1-1), Weatherly (1-1)

2024 Auburn University at Montgomery Baseball Overall Statistics (as of Mar 6, 2024)

All games Sorted by Fielding Pct

#	Player	C	PO	A	E	FLD%	DP	SBA	CSB	SBA%	PB	CI
22	McWhorter, Cole	69	60	9	0	1.000	0	5	5	.500	0	0
9	Rooks, Tyrese	36	36	0	0	1.000	0	0	0	—	0	0
2	Freeman, Nick	34	33	1	0	1.000	0	0	0	—	0	0
15	Frankland, RH	30	30	0	0	1.000	0	0	0	—	0	0
35	Doughman, Cooper	15	14	1	0	1.000	0	4	0	1.000	1	0
30	Slaten, Ryan	8	1	7	0	1.000	0	4	0	1.000	0	0
5	Pitts, Brett	5	4	1	0	1.000	0	0	0	—	0	0
16	Thomas, Ashton	4	4	0	0	1.000	0	0	0	—	0	0
26	Williams, Payte	4	3	1	0	1.000	0	2	2	.500	0	0
33	Myers, Michael	4	2	2	0	1.000	0	3	0	1.000	0	0
28	Turner, Luke	3	1	2	0	1.000	0	0	1	—	0	0
3	Baggett, Lucas	3	2	1	0	1.000	0	0	0	—	0	0
34	Purvis, Nick	3	3	0	0	1.000	0	0	0	—	0	0
39	Slagle, Clay	2	1	1	0	1.000	0	3	1	.750	0	0
14	Bacon, Trey	1	0	1	0	1.000	0	2	0	1.000	0	0
17	Hickman, Grant	1	0	1	0	1.000	0	2	1	.667	0	0
19	Lovrich, Camden	1	0	1	0	1.000	0	0	0	—	0	0
36	Crocker, AJ	1	1	0	0	1.000	0	0	1	—	0	0
31	Clark, Kasey	156	144	11	1	.994	13	0	0	—	0	0
8	Grier, Hayden	66	61	4	1	.985	0	11	1	.917	0	0
1	Ceman, Jackson	42	30	11	1	.976	3	0	0	—	0	0
6	Tunnell, JC	53	14	35	4	.925	6	0	0	—	0	0
12	Del Sol, Matthew	12	7	4	1	.917	0	0	0	—	0	0
4	York, Brendan	68	26	36	6	.912	8	0	0	—	0	0
11	Wright, Jarren	18	15	1	2	.889	0	0	0	—	0	0
21	Dew, Zach	51	13	28	10	.804	2	0	0	—	0	0
10	Lee, Cody	0	0	0	0	.000	0	1	0	1.000	0	0
24	Weatherly, Clay	0	0	0	0	.000	0	1	0	1.000	0	0
27	James, Jayce	0	0	0	0	.000	0	1	0	1.000	0	0
37	Beach, Carson	0	0	0	0	.000	0	1	0	1.000	0	0
Totals		690	505	159	26	.962	32	40	12	.769	1	0
Opponents		705	505	178	22	.969	29	38	14	.731	4	0

Hitting minimums - 75% of games played, 2 AB/G