



# AUBURN UNIVERSITY AT MONTGOMERY BASKETBALL

2023-2024 AUM MEN'S BASKETBALL GAME NOTES | 36 POSTSEASON APPEARANCES | 12 NATIONAL TOURNAMENT APPEARANCES | 17 ALL-AMERICANS

**AUBURN MONTGOMERY**  
**11-16**  
OVERALL  
**8-15**  
GSC  
**NR/NR**  
NABC TOP 25 / D2SIDA TOP 25  
**MICHAEL CHEANEY**  
HEAD COACH  
**184-215**  
OVERALL  
**14th**  
SEASON

**AT**

**MONTEVALLO**  
**11-16**  
OVERALL  
**10-13**  
GSC  
**NR/NR**  
NABC TOP 25 / D2SIDA TOP 25  
**ANTHONY KOMARA**  
HEAD COACH  
**21-34**  
OVERALL  
**2nd**  
SEASON

## STARTING LINEUP: WARHAWKS TRAVEL NORTH FOR IN-STATE BATTLE OF THE BIRDS

### ➔ GAME INFORMATION:

**GM NO. 28:** AUM at Montevallo | **Venue:** Central State Bank Arena | **City:** Montevallo, Ala. | **Tipoff:** Saturday, March 2 at 4 PM CT  
**Television:** FloSports **Live Stats:** MontevalloFalcons.com | **Social Media:** @AUMWarhawksMBB

### ➔ VALDOSTA STATE SNEAKS PAST AUM ON SENIOR DAY:

Jalen Gaston poured in 33 points and Joseph Lanzi drained seven three-pointers to finish with 26 points, but the Auburn University at Montgomery men's basketball team fell 100-97 in a high-scoring Senior Day contest in Gulf South Conference action. Gaston finished the night with 33 points on 13-for-20 shooting, including a 5-for-11 clip from three-point territory. He added four rebounds and played all 40 minutes. Lanzi went 7-for-9 from downtown and 8-for-14 from the field. He added two rebounds and three assists. AUM out-rebounded Valdosta State 32-22 overall and 14-6 on the offensive glass. Anderson (16 points) and Rhodes (13 points) added double-digit scoring efforts for the black and orange.


### ➔ CLEANING UP THE BOARDS:

A season removed from averaging 37.0 rebounds per game to lead the Gulf South Conference, AUM is ranked fifth in the league in rebounds per game (35.9) through 27 contests this season. The Warhawks rank 11th in the league thus far in defensive rebounds per game (22.7), but are the No. 2 offensive rebounding team in the conference at 13.1 per game. Malachi Rhodes leads the way with 7.4 rebounds per game, good for third in the GSC. Deven Tucker (4.9) and Jalen Gaston (4.9) round out the top three rebounders for AUM.


### ➔ SCOUTING THE FALCONS:

Jalen Curry leads four double-digit scorers for the Falcons offensively. Curry scores 16.2 points per game and a team-best 4.9 rebounds per game in just 20.1 minutes of action. Cameron Glover adds 15.7 points per game and shoots 37 percent from three-point territory, while Brandon Fussell adds 14.3 points per contest and a team-high 3.3 assists per game. Fussell is fresh off scoring a season-best 50 points, the highest point total by a player in any Gulf South Conference game this season. Fussell also shoots 43 percent from three-point territory. Jack Henderson rounds out the double-digit scorers for Montevallo at 12.6 points per game. Henderson is also tied for the team lead in rebounds at 4.9. Fussell also collects a team-leading 1.6 assists per game.

## PROBABLE STARTING LINEUP:



**JALEN GASTON**  
Sr. • G • 6-2 • 175



**DEVEN TUCKER**  
Sr. • F • 6-5 • 190



**MALACHI RHODES**  
Sr. • F • 6-8 • 235



**JALIL ROBINSON**  
Jr. • G • 5-10 • 160



**JELAL WILLIAMS**  
R-Sr. • F • 6-9 • 185

## ▶ 2023-2024 SCHEDULE & RESULTS

OVERALL RECORD:	11-16
GSC:	8-15
NON-CONFERENCE:	3-1
HOME   AWAY   NEUTRAL:	6-7   5-9   0-0

### NOVEMBER (2-4)

1	at Auburn (Exhibition)	L, 102-66
10	at Saint Leo Univ.*	W, 77-74
11	at RV Florida Southern College*	W, 68-65
21	at Spring Hill College	L, 99-89
25	at #6/#22 Univ. of West Georgia*	L, 76-55
27	Univ. of Alabama in Huntsville*	L, 84-75
30	at RV Univ. of West Alabama*	L, 87-65

### DECEMBER (3-3)

3	Shorter Univ.*	W, 71-62
8	at Delta State Univ.*	L, 72-60
10	at Mississippi College*	L, 65-61
15	Lee (Tenn.) Univ.*	L, 83-73
19	Georgia College	W, 80-56
31	Christian Brothers Univ.*	W, 89-80

### JANUARY (3-3)

2	Union (Tenn.) Univ.*	L, 90-84
6	at Valdosta State Univ.*	W, 88-76
13	Univ. of Montevallo*	L, 86-78
22	at RV Univ. of Alabama in Huntsville*	L, 96-83
24	Univ. of West Alabama*	W, 69-58
27	at Shorter Univ.*	W, 100-80

### FEBRUARY (3-6)

1	Mississippi College*	L, 88-66
3	Delta State Univ.*	W, 84-82
7	at Lee (Tenn.) Univ.*	L, 79-69
10	Univ. of West Georgia*	L, 81-77
8	at University of West Florida*	L, 93-89
15	at Union (Tenn.) Univ.*	W, 79-78
17	at Christian Brothers Univ.*	L, 84-60
22	Univ. of West Florida*	W, 82-78
24	Valdosta State Univ.*	L, 100-97

### MARCH (0-0)

2	at Univ. of Montevallo*	4 PM
5	GSC Super Tuesday!	TBA
9 & 10	GSC Final Four!	TBA
15-19	NCAA South Regional*	TBA
26-30	NCAA Elite Eight*	TBA
30	NCAA National Championship	TBA

\* - GSC/GSC Crossover Challenge

1 - GSC Semifinals & Finals Played at Pete Hanna Center in Birmingham, Ala.

\*NCAA South Regional Games Played at Host Campus Site TBA | \*NCAA Elite Eight Games Played at TBA

ALL TIMES CENTRAL



### NEWS & NOTES:

#### ➔ RETURNING WARHAWKS:

The Warhawks return nine players from last season's squad that went 15-14 and 13-11 in the GSC. AUM finished the season sixth in the Gulf South Conference standings, which earned them the highest conference tournament seed (No. 6) in the program's NCAA Division II history. While two of AUM's leading scorers from last season (James Graham and Roderick Smith) are now playing professionally overseas, the Warhawks return Jalen Gaston, Deven Tucker, Sam Youngblood, Travis Anderson, JaQuan Tyus, Zameron Boozer, Jelal Williams, and Gilbert Croley from last season's squad. Anderson returns as AUM's leading scorer from last season at 14.1 points per game. He also led the team in assists (4.0 per game). Gaston was also the team's third-leading scorer at 13.0 points per game and was also the team's third-leading rebounder (5.0 per game) last season. Joe Lanzi also averaged double figures at 11.4 points per game.

#### ➔ ANDERSON NAMED PRESEASON ALL-GSC:

Auburn University at Montgomery guard Travis Anderson was named to the Preseason All-GSC team at the start of the season. Anderson, a senior from Atlanta, Ga., led the Warhawks in scoring at 14.1 points per game last year. He also led the team in three-pointers made (59), free throw percentage (85.1 percent), assists (4.0 per game), and minutes (35.1). Anderson also ranked 15th in the GSC in scoring, fourth in assists, 10th in assist-to-turnover ratio, third in free throw percentage, and sixth in minutes per game.

#### ➔ GULF SOUTH CONFERENCE PRESEASON POLL:

AUM was picked to finish 6th in this season's preseason coaches' poll. The University of Alabama in Huntsville was picked to win the league, and the defending GSC tournament champion the University of West Alabama was picked second. The University of West Georgia (third), Valdosta State University (fourth), and Lee University (fifth), sit just ahead of the Warhawks in the poll.

#### ➔ CHEANEY TALLIES 100TH AUM VICTORY:

Head coach Michael Cheaney secured his 100th career victory leading the Auburn Montgomery men's basketball program with a Warhawk win over West Florida last season on Feb. 16 last season. Cheaney enters his 10th season at the helm of AUM. Last season, he helped lead the black and orange to 15 wins, the second-highest win total for the program since a 17-win 2015-16 season.

#### ➔ INSTANT IMPACT:

A season removed from getting 49 percent of its scoring from newcomers, AUM has seen newcomers account for 38 percent of the team's points thus far. Forward Malachi Rhodes, a transfer from McNeese State, leads the AUM newcomers at 13.3 points and 7.0 rebounds. Jalil Robinson adds 10.7 points, 3.2 rebounds, 2.7 assists, and 1.4 steals per contest for the black and orange. Chappelle Whitney, a freshman guard/forward from Warren Central High School in Bowling Green, Kentucky, is averaging 5.0 points and 2.6 rebounds as well for the Warhawks.

#### ➔ SWIPING THE BASKETBALL:

The Warhawks rank second in the GSC in steals (246) and rank second in the league in steals per game (9.1) to open the year. Jalen Gaston has tallied 38 to lead the Warhawks. Deven Tucker (36) ranks second and Jalil Robinson (34) third on the squad in steals. Malachi Rhodes has totaled 32 and Joseph Lanzi has 24 to round out the top five. Travis Anderson (23), Gilbert Croley (16), Jelal Williams (16), Chappelle Whitney (11), Sam Youngblood (6), Colby Williams (3), Zameron Boozer (3), Ja'Quan Tyus (2), and have also recorded steals for the black and orange.

#### ➔ THE MICHAEL CHEANEY FILE:

The Warhawks' head men's basketball coach, Michael Cheaney, enters his 10th season at the helm of Auburn Montgomery and 14th overall as a collegiate head coach. Cheaney, a coaching veteran with more than 20 years of experience at the NCAA Division I, II, III and NAIA levels, took over the helm of AUM after spending four seasons as head coach at Voorhees College in Denmark, S.C.

Last season, AUM posted a record of 15-14 and went 13-11 in league play to earn the school's highest conference tournament seed (No. 6) in the program's NCAA Division II history. James Graham and Roderick Smith, the leading scorers a season ago for the Warhawks, both signed professional contracts to continue their careers overseas.

The 2021-2022 season was highlighted by senior guard Isaiah Hart being named Second Team All-GSC. Hart finished third in the conference in points per game (18.2) and led the GSC with 114 assists. Senior guard Jeremiah Bozeman was named to the GSC All-Academic Team and the CoSIDA Academic All-District Team for his efforts both on the court and in the classroom. The Warhawks led all of NCAA Division II with 174 total blocked shots and 6.2 blocks per game. Junior forward James Graham led the GSC with 58 blocks while Roderick Smith ranked second with 42 and Jelal Williams ranked fifth with 30. Hart took home GSC player of the week honors twice while Bozeman and Graham were also named conference player of the week in 2021-22.

Prior to joining the coaching ranks, Cheaney was a standout student-athlete at Kentucky Wesleyan University. During his playing career, Cheaney earned the Senior Award as the Panthers' outstanding athlete and set the school record for field goal percentage, which he still owns today. He was also named the team's Most Improved Player. He still owns that Cheaney earned his bachelor's degree in criminal justice from Kentucky Wesleyan in 1996. He went on to earn a master's in sports management from Indiana State University.



### ▶ HOW THEY COMPARE



#### TALE OF THE TEAMS CATEGORY



76.7	POINTS PER GAME	79.0
45.0	FIELD GOAL PERCENTAGE	44.5
36.6	3-PT FIELD GOAL PERCENTAGE	34.8
73.2	FREE THROW PERCENTAGE	72.0
35.9	REBOUNDS PER GAME	34.7
12.9	ASSISTS PER GAME	16.3
15.3	TURNOVERS PER GAME	15.8
0.3	TURNOVER MARGIN	-1.1
0.8	ASSIST-TURNOVER RATIO	1.0
17.1	POINTS OFF TURNOVERS	15.0
9.1	STEALS PER GAME	7.8
3.0	BLOCKS PER GAME	2.3

### ▶ ALL-TIME SERIES HISTORY

DATE	SCORE	H/A/M
1975	L 79-64	A
1975	L 84-73	H
1976	L 78-68	A
1977	W 73-45	A
10/3/1977	L 80-79	H
12/2/1977	L 71-66	A
12/27/1977	L 69-55	H
1/20/1978	W 65-60	H
1/20/1979	W 57-44	H
2/17/1979	L 80-76	H
1/26/1980	W 79-70	H
2/16/1980	L 72-69	A
1/14/1981	L 82-69	H
1/31/1981	W 68-60	A
1/18/1982	W 61-42	A
1/28/1982	W 62-55	A
12/11/1982	W 52-55	A
1/19/1983	W 85-68	H
2/5/1983	W 82-59	A
2/24/1983	W 30-27	H
12/30/1983	L 66-59	H
1/26/1984	W 72-67	H
2/4/1984	L 61-58	A
2/25/1984	W 63-60	A
1/24/1985	W 74-59	H
2/9/1985	L 43-40	A
12/20/1985	W 83-72	A
1/16/1986	W 60-57	H
2/15/1986	W 68-54	H
1/15/1987	W 74-51	A
2/14/1987	W 64-60	A
1/21/1988	W 59-53	H
2/20/1988	L 85-73	A
1/21/1989	L 59-54	A
2/18/1989	W 73-68 (OT)	H
3/7/1989	W 81-62 (NAIA DISTRICT PLAYOFFS)	H
1/20/1990	L 90-70	A
2/17/1990	W 84-72	H
1/17/1991	L 80-66	H
2/9/1991	W 60-58	A
1/16/1992	W 61-58	H
2/22/1992	L 93-75	A
1/14/1993	L 84-64	A
2/20/1993	L 51-47	H
3/6/1993	L 81-63 (NAIA DISTRICT PLAYOFFS)	A
1/13/1994	L 75-64	H
2/10/1994	L 88-65	A
3/8/1994	W 63-61 (SSAC CONFERENCE TOURNAMENT)	A
1/12/1995	W 88-71	A
2/9/1995	W 70-65	H
12/7/1995	W 90-70	A
12/20/1996	W 69-62	H
12/10/2016	L 67-52	A
1/2/2017	L 86-74	H
1/25/2018	L 72-68	H
1/3/2019	W 82-60	A
1/19/2019	L 63-47	H
1/4/2020	L 75-72 (OT)	A
1/18/2020	W 74-71	H
1/29/2021	L 92-76	H
1/30/2021	W 89-75	H
2/17/2021	L 83-74	A
12/4/2021	L 90-65	A
2/26/2022	W 85-72	H
1/2/2023	L 98-96	A
2/25/2023	W 101-95	H
1/19/2024	L 86-78	H

Overall Series Record: AUM leads 35-32

Series Streak: AUM W1

AUM Home Record: 24-12

AUM Road Record: 11-9


AUM Neutral Site Record: -

AUM OT Record: 1-1




# AUBURN UNIVERSITY AT MONTGOMERY MEN'S BASKETBALL GAME NOTES

36 POSTSEASON APPEARANCES | 12 NATIONAL TOURNAMENT APPEARANCES | 17 ALL-AMERICANS



**0**  
**JALEN GASTON**  
Sr. • G • 6-2 • 175



**1**  
**DEVEN TUCKER**  
Sr. • F • 6-7 • 215



**2**  
**SAM YOUNGBLOOD**  
Sr. • G • 6-4 • 200



**3**  
**TRAVIS ANDERSON**  
Sr. • G • 6-0 • 175



**4**  
**PAUL LANZI**  
Fr. • G • 6-4 • 175



**5**  
**JOSEPH LANZI**  
Sr. • G • 6-5 • 185



**10**  
**MALACHI RHODES**  
Sr. • G • 6-2 • 220



**11**  
**JALIL ROBINSON**  
Jr. • G • 5-10 • 160



**14**  
**JAQUAN TYUS**  
Sr. • F • 6-6 • 225



**15**  
**ZAMERON BOOZER**  
Sr. • F • 6-8 • 240



**20**  
**JELAL WILLIAMS**  
R-Sr. • F • 6-9 • 185



**21**  
**GILBERT CROLEY**  
Jr. • G • 6-3 • 190



**22**  
**CHAPPELLE WHITNEY**  
Jf. • F • 6-4 • 205



**25**  
**JAMARIOUS MARTIN**  
Fr. • G • 5-10 • 155




**32**  
**COLBY WILLIAMS**  
Fr. • F • 6-7 • 185



**HC**  
**MICHAEL CHEANEY**  
Head Coach



**AC**  
**BAILEY MCEWEN**  
Assistant Coach



**AT**  
**BRIELLE RINGLE**  
Athletic Training

## QUICK FACTS • INFORMATION

Location	Montgomery, Ala., 36124
Founded	1967
Enrollment	5,211
Nickname	Warhawks
Colors	Orange and Black
National Affiliation	NCAA Division II
Conference	Gulf South Conference
President	Dr. Carl Stockton
Athletic Director	Erik Maas
Senior Women's Administrator	Amber Rae Childers
FAR:	Dr. Courtney Waid
Stadium (Capacity)	AUM Athletics Complex (2,650)

## COACHING STAFF

Head Coach	Michael Cheaney
Alma Mater/Yr	Kentucky Wesleyan/1996
Record at AUM/Yrs	112-155/10th
Overall Record/Yrs	184-215/14th
Assistant Coach	Bailey McEwen/5th
Alma Mater/Yr	Southern Indiana/2017

## TEAM INFORMATION

2022-23 Record	15-14
Gulf South Conference Record	13-12
GSC Tournament	6th Seed
Final 2021-22 National Ranking	NR
Starters Returning/Lost (2021-22)	3/2
Letterwinners Returning/Lost (2021-22)	9/4

## BASKETBALL HISTORY

First Year of Basketball	1975
All-time Record:	818-638
All-time GSC Record:	52-92
NCAA Appearances/Record	N/A
Last Appearance	N/A
Place:	N/A
Result:	N/A
Location:	N/A

## EXTERNAL RELATIONS | ATHLETIC COMMUNICATIONS

The Auburn University at Montgomery **Sports Information Office** provides public relations to members of the media. Game day services include statistics, photography (when available), video clips (when available), and post-game access to coaches and student-athletes. The Sports Information office is located on the first floor of the AUM Athletics Complex in office suite 104.

**Primary Contact** ..... **Cody Clark**  
E-Mail: cclark26@aum.edu | Cell: (843) 610-6007

**Secondary Contact** ..... **Mark Gilliam**  
E-Mail: mgilliam@aum.edu | Cell: (205) 399-3114

## 2023-2024 AUBURN UNIVERSITY AT MONTGOMERY NUMERICAL ROSTER

#	NAME	POS	HT	WT	CLASS	HOMETOWN / PREVIOUS SCHOOL
0	Jalen Gaston	G	6-2	175	Sr.	Montgomery, Ala. / Enterprise State CC
1	Deven Tucker	F	6-5	190	Sr.	Birmingham, Ala. / Helena HS
2	Sam Youngblood	G	6-4	195	So.	McCalla, Ala. / McAdory HS
3	Travis Anderson	G	6-0	175	Jr.	Atlanta, Ga. / Charleston Southern
4	Paul Lanzi	G	6-4	175	Fr.	Chelsea, Ala. / Chelsea HS
5	Joseph Lanzi	G	6-5	185	Gr.	Chelsea, Ala. / Univ. of Charleston
10	Malachi Rhodes	F	6-8	235	Sr.	McDonough, Ga. / McNeese State
11	Jalil Robinson	G	5-10	160	Jr.	Tusculumbia, Ala. / Wallace State CC
14	JaQuan Tyus	F	6-6	225	Sr.	Memphis, Tenn. / Shawnee CC
15	Zameron Boozer	F	6-8	240	Sr.	Lanett, Ala. / Jacksonville Univ.
20	Jelal Williams	F	6-9	185	R-Sr.	Dallas, Ga. / UNC Pembroke
21	Gilbert Croley	G	6-3	170	Jr.	Atlanta, Ga. / East Coweta HS
22	Chappelle Whitney	F	6-4	205	Fr.	Bowling Green, Ky. / Warren Central HS
25	Jamarious Martin	G	5-10	155	Fr.	Valley, Ala. / Valley HS
32	Colby Williams	F	6-7	185	Fr.	Lawrenceville, Ga. / Discovery HS

**Head Coach:** Michael Cheaney (14th season - 10th at AUM)

**Assistant Coach:** Bailey McEwen (5th)

**Athletic Training:** Brielle Ringle (5th)

**Sports Information:** Cody Clark (4th - 2nd at AUM)





## GULF SOUTH CONFERENCE STANDINGS

SCHOOL	CONF	CPCT.	OVERALL	PCT.	HOME	AWAY	NEUTRAL	STREAK
WEST GEORGIA -XV	18-4	.818	22-4	.846	13-0	7-4	2-0	W1
LEE -X	16-6	.727	19-6	.760	11-4	8-2	0-0	W1
ALABAMA HUNTSVILLE -X	15-7	.682	17-9	.654	10-4	7-4	0-1	W2
WEST ALABAMA -X	14-8	.636	17-9	.654	12-2	4-7	1-0	W1
CHRISTIAN BROTHERS -X	14-8	.636	16-9	.640	8-3	8-6	0-0	L1
DELTA STATE -X	14-9	.609	16-11	.593	10-3	6-8	0-0	W4
MISSISSIPPI COLLEGE -X	12-11	.522	13-14	.481	6-4	4-10	3-0	L2
MONTEVALLO	10-13	.435	11-16	.407	8-5	3-10	0-1	W1
UNION	9-13	.409	12-14	.462	5-7	5-7	2-0	L2
VALDOSTA STATE	9-13	.409	12-14	.462	6-6	5-7	1-1	W4
<b>AUBURN MONTGOMERY</b>	<b>8-15</b>	<b>.348</b>	<b>11-16</b>	<b>.407</b>	<b>6-7</b>	<b>5-9</b>	<b>0-0</b>	<b>L1</b>
WEST FLORIDA	5-17	.227	7-19	.269	5-6	1-12	1-1	L3
SHORTER	1-21	.045	3-23	.115	3-13	0-10	0-0	L21

## GULF SOUTH CONFERENCE WEEKLY HONORS

### PLAYER OF THE WEEK

Nov. 14	Zawdie Jackson, West Georgia
Nov. 21	Zawdie Jackson, West Georgia
Nov. 28	Beyuan Hendricks, Lee
Dec. 5	Braxton Williams, Valdosta State
Dec. 12	Camron Donatlon, West Georgia
Dec. 21	Beyuan Hendricks, Lee
Jan. 3	Tommy Murr, Alabama Huntsville
Jan. 9	Rashad Bolden, Mississippi College
Jan. 16	Camron Donatlon, West Georgia
Jan. 23	Beyuan Hendricks, Lee
Jan. 30	Zawdie Jackson, West Georgia
Feb. 6	Beyuan Hendricks, Lee
Feb. 13	Christian Jones, Christian Brothers
Feb. 20	Keithan Brooks Delta State
Feb. 27	Brandon Fussell, Montevallo

### FRESHMAN OF THE WEEK

Nov. 14	Jordan Pyke, Union
Nov. 21	Jamarcus Wilkins, Lee
Nov. 28	Parker Applegate, Union
Dec. 5	Jordan Pyke, Union
Dec. 12	Willie Walton, Lee
Dec. 21	Jordan Pyke, Union
Jan. 3	Devaki Garr, Union
Jan. 9	Jordan Pyke, Union
Jan. 16	Jordan Pyke, Union
Jan. 23	Brandon Fussell, Montevallo
Jan. 30	Devaki Garr, Union
Feb. 6	Brandon Fussell, Montevallo
Feb. 13	Brandon Fussell, Montevallo
Feb. 20	Jordan Pyke, Union
Feb. 27	Brandon Fussell, Montevallo

## NATIONAL ASSOCIATION OF BASKETBALL COACHES TOP 25 POLL | FEB. 20, 2023

RNK	SCHOOL	RECORD	POINTS	PREV
1	WEST TEXAS A&M (16)	24-1	400	1
2	NOVA SOUTHEASTERN, FLA.	20-2	383	2
3	FORT LEWIS, COLO.	22-2	366	3
4	MINNESOTA STATE	24-2	350	5
5	GANNON, PA.	23-2	315	7
6	COLORADO MESA	21-3	314	9
7	NORTHWEST MISSOURI STATE	21-4	297	11
8	DBU, TEXAS	21-3	270	4
9	CALIFORNIA, PA.	21-3	260	14
10	WEST GEORGIA	21-3	239	6
11	CHARLESTON, W.VA.	20-3	223	16
12	MINNESOTA DULUTH	22-5	204	17
13	MSU MOORHEAD, MINN.	22-3	200	8
14	FORT HAYS STATE, KAN.	20-5	182	18
15	EAST STROUDSBURG, PA.	21-3	178	10
16	NORTH GEORGIA	20-4	164	12
17	SAINT MARTIN'S, WASH.	20-4	148	13
18	CAL STATE DOMINGUEZ HILLS	21-4	144	22
19	LANDER, S.C.	19-5	83	19
20	WEST LIBERTY, W.VA.	19-5	66	NR
21	COLORADO SCHOOL OF MINES	20-6	47	21
22	BENEDICT, S.C.	19-5	41	20
23	ST. THOMAS AQUINAS, N.Y.	20-5	39	15
24	MINOT STATE, N.D.	19-7	37	23
25	UNC PEMBROKE, N.C.	19-5	34	NR

**OTHERS RECEIVING VOTES:** USC AIKEN (S.C.) 30, CONCORD (W.VA.) 24, NORTHERN MICHIGAN 20, CLARK ATLANTA (GA.) 15, CAL STATE SAN BERNARDINO 13, INDIANAPOLIS (IND.) 12, EMMANUEL (GA.) 11, MONTANA STATE BILLINGS 10, FLORIDA SOUTHERN 9, LINCOLN MEMORIAL (TENN.) 9, LUBBOCK CHRISTIAN (TEXAS) 8, KENTUCKY WESLEYAN 7, FERRIS STATE (MICH.) 3, MILLERSVILLE (PA.) 3, SAINT MICHAEL'S (VT.) 3, BENTLEY (MASS.) 2, LEE (TENN.) 2, WASHBURN (KAN.) 2, LAKE SUPERIOR STATE (MICH.) 1.

## WARHAWKS BY THE NUMBERS

**818**

wins that the AUM Warhawks men's basketball program has amassed since its debut season in 1975-1976. AUM has posted an all-time record of 818-638, which translates to a .560 winning percentage. AUM reached the 800-win mark as a program on Saturday, Jan. 14 in an 83-78 win over the University of Alabama in Huntsville.

**35.9**

rebounds per game that the Warhawks average this year. AUM ranked first in the GSC in per-game rebounding last season. They owned the top defensive rebounding mark and the second-best offensive-rebounding mark.

**36**

postseason appearances for the men's basketball program all-time between the NAIA and NCAA ranks. Last season, the Warhawks earned their second berth into the GSC tournament ever, with their highest seed ever (6-seed). The Warhawks put together 34 total conference, regional, and national tourney appearances as an NAIA institution.

**14.4**

points per game averaged this season by senior guard Malachi Rhodes, which ranks first on the team. The 6-foot-8 forward leads the team in scoring at 14.4 points per game, and adds 7.4 rebounds, 1.2 assists, and 1.2 steals per game. Rhodes has four double-doubles and four 20-plus point scoring efforts this season.

**7.4**

rebounds per game from newcomer Malachi Rhodes, which tops the team. The 6-foot-8 forward, a McNeese State transfer, ranks fifth in the GSC in rebounds per game. Rhodes also ranks third in the league with 70 offensive rebounds. Additionally, the McDonough, Ga. native ranks third in the GSC offensive rebounds per contest at 2.8.

**4.7**

blocks per game AUM averaged last season, which led the GSC. The black and orange led all of NCAA Division II in blocks with 6.2 blocks per game in 28 games played in the 2021-2022 campaign.





## GAME-BY-GAME TEAM COMPARISONS

Opponent	W/L	FGM-FGA	PCT.	3PM-3PA	PCT.	FTM-FTA	PCT.	OReb	DReb	TotReb	PF	AST	TO	BLK	STL	1stH	2ndH	OT	PTS
AUBURN MONTGOMERY	W	27-57	47.4%	2-11	18.2%	21-26	80.8%	8	17	25	22	5	11	2	13	40	37	-	77
at Saint Leo		26-48	54.2%	4-17	23.5%	18-25	72%	8	25	33	17	10	23	1	5	33	41	-	74
AUBURN MONTGOMERY	W	27-72	37.5%	8-13	61.5%	6-12	50%	25	27	52	13	15	23	2	8	35	33	-	68
at Florida Southern		24-60	40%	7-22	31.8%	10-12	83.3%	9	23	32	11	14	18	9	13	40	25	-	65
AUBURN MONTGOMERY	L	29-66	43.9%	4-14	28.6%	27-35	77.1%	21	17	38	34	9	18	1	11	38	51	-	89
at Spring Hill		24-45	53.3%	10-21	47.6%	41-50	82%	7	19	26	22	15	21	7	7	43	56	-	99
AUBURN MONTGOMERY	L	22-66	33.3%	1-11	9.1%	10-14	71.4%	14	23	37	15	9	16	3	11	24	31	-	55
at #22/#6 West Georgia*		28-64	43.8%	7-21	33.3%	13-16	81.3%	14	32	46	12	12	16	5	11	36	40	-	76
Alabama Huntsville*		28-60	46.7%	16-39	41%	12-14	85.7%	11	24	35	10	20	17	2	12	37	47	-	84
AUBURN MONTGOMERY	L	29-62	46.8%	11-30	36.7%	6-8	75%	7	21	28	16	16	14	3	11	38	37	-	75
AUBURN MONTGOMERY	L	25-60	41.7%	5-17	29.4%	10-20	50%	17	20	37	32	11	18	1	5	29	36	-	65
at RV West Alabama*		26-61	42.6%	10-23	43.5%	25-32	78.1%	19	24	43	17	16	14	1	7	44	43	-	87
Shorter*		21-57	36.8%	7-27	25.9%	13-17	76.5%	6	18	24	13	13	11	2	10	23	39	-	62
AUBURN MONTGOMERY	W	29-55	52.7%	4-15	26.7%	9-14	64.3%	11	31	42	19	15	18	2	5	39	32	-	71
AUBURN MONTGOMERY	L	25-59	42.4%	6-20	30%	4-9	44.4%	9	29	38	15	11	21	4	13	17	43	-	60
at Delta State*		23-61	37.7%	12-35	34.3%	14-18	77.8%	7	18	25	14	11	16	5	13	35	37	-	72
AUBURN MONTGOMERY	L	19-52	36.5%	4-15	26.7%	19-23	82.6%	10	24	34	17	11	14	4	10	23	38	-	61
at Mississippi College*		21-52	40.4%	7-20	35%	16-20	80%	10	27	37	14	12	15	4	3	30	35	-	65
Lee (Tenn.)*		20-51	39.2%	9-27	33.3%	34-46	73.9%	15	23	38	12	15	17	4	6	45	38	-	83
AUBURN MONTGOMERY	L	29-60	48.3%	7-17	41.2%	8-15	53.3%	11	22	33	27	17	19	4	11	35	38	-	73
Georgia College		22-62	35.5%	1-22	4.5%	11-18	61.1%	13	24	37	9	3	18	3	8	22	34	-	56
AUBURN MONTGOMERY	W	33-73	45.2%	8-22	36.4%	6-10	60%	15	32	47	19	15	15	4	12	34	46	-	80
Christian Brothers*		25-62	40.3%	5-26	19.2%	25-27	92.6%	16	22	38	13	12	15	4	10	53	27	-	80
AUBURN MONTGOMERY	W	34-65	52.3%	12-27	44.4%	9-9	100%	9	23	32	17	21	12	6	10	47	42	-	89
Union (Tenn.)*		29-58	50%	8-26	30.8%	24-34	70.6%	13	34	47	19	14	23	2	6	35	55	-	90
AUBURN MONTGOMERY	L	31-82	37.8%	7-24	29.2%	15-19	78.9%	19	22	41	24	15	12	1	17	32	52	-	84
AUBURN MONTGOMERY	W	33-65	50.8%	13-24	54.2%	9-11	82%	14	17	31	27	18	18	6	10	42	46	-	88
at Valdosta State*		23-62	37.1%	4-17	23.5%	26-36	72.2%	1	-15	31	12	11	16	1	8	29	47	-	76
Montevallo*		28-57	49.1%	14-31	45.2%	16-23	69.6%	9	22	31	13	18	12	2	9	43	43	-	86
AUBURN MONTGOMERY	L	28-65	43.1%	11-38	28.9%	11-17	64.7%	17	24	41	18	13	16	2	4	31	47	-	78
AUBURN MONTGOMERY	L	28-58	48.3%	13-30	43.3%	14-19	73.7%	10	20	30	21	13	18	2	7	32	51	-	83
at NR/RV Alabama Huntsville*		30-59	50.8%	13-36	36.1%	23-27	85.2%	12	24	36	18	20	14	3	9	52	44	-	96
West Alabama*		22-53	41.5%	5-20	25%	9-13	69.2%	11	19	30	15	8	18	1	7	37	21	-	58
AUBURN MONTGOMERY	W	24-54	44.4%	7-17	41.2%	14-19	73.7%	14	23	37	17	11	15	6	6	27	42	-	69
AUBURN MONTGOMERY	W	40-74	54.1%	12-27	44.4%	8-8	100%	15	20	35	15	18	9	1	12	46	54	-	100
at Shorter*		27-52	51.9%	11-23	47.8%	15-18	83.3%	6	15	21	12	13	16	1	2	36	44	-	80
Mississippi College*		32-57	56.1%	6-13	46.2%	18-22	81.8%	10	24	34	16	11	16	2	8	34	54	-	88
AUBURN MONTGOMERY	L	25-59	42.4%	5-20	25%	13-14	92.9%	11	17	28	22	10	15	4	8	31	37	-	68
Delta State*		26-63	41.3%	13-35	37.1%	17-21	81%	11	19	30	18	9	13	2	10	44	38	-	82
AUBURN MONTGOMERY	W	31-61	50.8%	4-12	33.3%	18-22	81.8%	13	29	42	16	10	18	3	7	37	44	-	84
AUBURN MONTGOMERY	L	25-58	43.1%	7-12	58.3%	12-17	70.6%	4	28	32	17	12	12	5	5	39	30	-	69
at Lee (Tenn.)*		29-62	46.8%	9-23	39.1%	12-17	70.6%	6	30	36	16	16	9	3	4	44	35	-	79
No. 7/8 West Georgia*		29-63	46%	6-15	40%	17-24	70.8%	11	21	32	9	12	8	3	10	44	37	-	81
AUBURN MONTGOMERY	L	28-61	45.9%	12-24	50%	9-12	75%	13	26	39	14	13	18	5	2	31	46	-	77
AUBURN MONTGOMERY	L	32-66	48.5%	6-16	37.5%	19-26	73.1%	13	16	29	23	16	12	4	15	41	48	-	89
at West Florida*		29-56	51.8%	12-25	48%	23-30	76.7%	15	26	41	21	22	20	0	4	43	50	-	93
AUBURN MONTGOMERY	W	35-74	47.3%	3-14	21.4%	6-9	67%	13	22	35	16	7	12	1	11	30	49	-	79
at Union (Tenn.)*		27-58	46.6%	10-26	38.5%	14-21	67%	12	28	40	13	12	21	4	5	35	43	-	78
AUBURN MONTGOMERY	L	21-62	33.1%	4-20	20%	14-16	87.5%	7	24	31	11	9	13	2	6	30	30	-	60
at Christian Brothers*		32-70	45.7%	7-23	30.4%	13-15	86.7%	15	34	49	13	16	12	3	9	45	39	-	84
West Florida*		27-55	49.1%	4-16	25%	20-27	74.1%	8	22	30	19	11	14	3	10	38	40	-	78
AUBURN MONTGOMERY	W	31-70	44.3%	5-14	35.7%	15-23	65.2%	21	22	43	18	14	15	1	11	41	41	-	82
Valdosta State*		34-57	59.6%	10-20	50%	22-24	91.7%	6	16	22	18	18	9	2	9	49	51	-	100
AUBURN MONTGOMERY	L	32-61	52.5%	14-29	48.3%	19-25	76%	14	18	32	17	14	12	1	5	44	54	-	97
AUBURN MONTGOMERY at Montevallo*																			



## WARHAWKS POINTS-REBOUNDS-ASSISTS

	#0	#1	#2	#3	#4	#5	#10	#11	#14	#15	#20	#21	#22	#25	#32
OPPONENT	GASTON	TUCKER	YOUNGBLOOD	ANDERSON	P. LANZI	J. LANZI	RHODES	ROBINSON	TYUS	BOOZER	WILLIAMS	CROLEY	WHITNEY	MARTIN	WILLIAMS
at Saint Leo	19-5-1	4-2-1	-	-	-	-	10-4-0	22-2-1	-	4-4-0	5-2-0	7-4-1	6-1-1	-	-
at RV Florida Southern	15-5-4	10-10-0	-	-	0-0-0	-	6-12-2	13-3-4	0-0-0	-	0-2-0	11-8-5	13-5-0	-	-
at Spring Hill	13-6-4	15-3-2	-	-	0-0-0	-	15-12-1	17-2-1	1-1-0	6-1-0	2-3-1	7-1-0	13-4-0	0-0-0	0-1-0
at #22/#6 West Georgia*	3-9-3	4-2-1	-	3-3-0	-	-	15-6-0	15-2-3	2-2-1	4-1-0	5-4-1	4-3-0	0-1-0	-	-
Ala.-Huntsville*	35-5-4	6-7-0	-	5-1-3	-	-	6-2-1	11-4-3	-	2-3-0	4-3-0	6-3-5	0-0-0	-	-
at RV West Alabama*	5-2-2	2-1-0	-	3-1-2	6-0-0	-	8-4-0	15-4-2	2-1-0	5-8-0	7-8-3	3-2-0	9-2-1	-	-
Shorter*	-	10-8-0	-	-	3-0-0	-	17-3-1	23-6-8	-	-	1-3-0	4-4-1	13-13-4	0-0-1	0-1-0
at Delta State*	-	2-7-0	-	-	-	7-4-1	12-8-1	23-2-4	-	-	6-4-0	0-5-2	10-8-3	-	-
at Miss. College*	16-3-3	4-4-0	-	-	-	10-2-2	15-10-0	5-2-3	-	-	7-6-1	4-2-1	0-1-1	-	-
Lee*	11-2-3	7-7-2	15-3-0	17-2-3	0-1-0	2-1-0	12-4-4	7-3-4	-	-	2-6-1	-	0-1-0	-	-
RV Georgia College	11-6-3	3-6-2	13-3-2	12-5-1	2-0-0	4-2-2	22-9-0	4-4-4	-	3-2-0	2-5-1	4-1-0	0-1-0	0-1-0	0-0-0
Christian Brothers*	16-5-6	10-4-0	3-2-0	5-3-4	-	20-4-4	17-7-3	12-3-4	2-0-0	-	2-1-0	2-0-0	-	-	-
Union*	15-8-2	1-2-1	4-2-3	21-2-2	-	10-3-2	12-9-0	12-9-4	-	-	0-5-0	-	9-0-1	-	-
at Valdosta State*	16-6-2	0-5-2	5-1-0	26-6-5	-	13-4-3	8-4-0	10-0-4	-	-	4-4-1	-	6-1-1	-	-
Montevallo*	14-1-3	2-3-0	10-1-1	18-2-3	-	4-5-3	18-14-1	12-6-2	-	-	0-2-0	0-2-0	0-2-0	-	-
at Ala.-Huntsville*	18-4-3	2-5-0	8-3-1	17-1-2	-	18-1-5	8-2-0	7-5-1	-	0-0-0	-	4-0-1	0-2-0	-	1-2-0
West Alabama*	7-5-0	2-5-1	3-2-1	17-2-2	-	2-2-2	18-7-2	10-6-2	-	2-1-0	-	8-2-1	-	-	-
at Shorter*	10-6-3	2-4-0	4-2-1	31-0-6	2-0-0	20-3-2	8-5-1	6-1-2	2-1-0	9-5-0	-	2-3-1	2-1-1	2-0-0	0-2-1
Miss. College*	9-3-0	0-9-1	3-2-0	15-2-7	-	6-0-0	26-7-0	4-1-2	-	2-1-0	-	3-0-0	-	-	-
Delta State*	10-5-0	8-6-2	15-6-0	7-2-4	-	-	21-9-2	7-4-1	-	-	-	9-3-3	7-3-1	-	-
at Lee*	16-1-2	2-6-1	7-5-0	14-1-1	-	19-5-1	9-8-6	0-2-1	-	-	-	0-1-0	2-1-0	-	-
West Georgia*	20-8-1	4-11-1	29-1-1	12-3-6	-	2-1-0	10-7-4	0-0-0	-	-	-	0-0-0	-	-	-
at West Florida*	6-6-1	2-3-0	9-3-1	16-2-7	-	10-3-2	30-5-1	0-1-1	-	5-1-1	11-0-0	0-1-1	-	0-1-1	-
at Union*	13-6-1	4-3-0	10-3-4	5-0-1	-	11-5-1	11-6-0	23-3-0	0-0-0	2-0-0	0-2-0	-	-	-	-
at Christian Brothers*	8-5-0	1-3-0	11-1-2	7-1-1	-	0-0-1	17-13-0	12-3-4	0-0-0	0-1-0	-	0-0-1	4-1-0	-	-
West Florida*	13-6-1	4-3-0	10-3-4	5-0-1	-	11-5-1	11-6-0	23-3-0	0-0-0	2-0-0	0-2-0	-	-	-	-
Valdosta State*	33-4-1	4-3-1	0-1-0	16-2-2	-	26-2-3	13-8-2	2-2-5	-	3-6-0	-	-	-	-	-
at Montevallo*															

## WARHAWKS GAME-HIGHS

Opponent	Pts	Rebs	Asts	Stls	Blks
at Saint Leo	Robinson (22)	Gaston (5)	Five w/ 1	Two w/ 4	Two w/ 1
at RV Florida Southern	Gaston (15)	Rhodes (12)	Croley (5)	Four w/ 2	Two w/ 1
at Spring Hill	Robinson (17)	Rhodes (12)	Gaston (4)	Tucker (4)	Robinson (1)
at #22/#6 West Ga.*	Two w/ 15	Gaston (9)	Two w/ 3	Tucker (3)	Three w/ 1
Ala.-Huntsville*	Gaston (35)	Tucker (7)	Croley (5)	Tucker (3)	J. Williams (2)
at RV West Alabama*	Robinson (15)	Two w/ 8	J. Williams (3)	Robinson (3)	Whitney (1)
Shorter*	Robinson (23)	Whitney (13)	Robinson (8)	Tucker (2)	Two w/ 1
at Delta State*	Robinson (23)	Two w/ 8	Robinson (4)	Lanzi (3)	J. Williams (3)
at Miss. College*	Gaston (16)	Rhodes (10)	Two w/ 3	Two w/ 3	Rhodes (2)
Lee*	Anderson (17)	Tucker (7)	Rhodes (4)	Gaston (3)	Rhodes (3)
RV Georgia College	Rhodes (22)	Rhodes (9)	Robinson (4)	Rhodes (4)	J. Williams (4)
Christian Brothers*	J. Lanzi (20)	Rhodes (7)	Gaston (6)	Four w/ 2	Two w/ 1
Union*	Anderson (21)	Two w/ 9	Robinson (4)	Anderson (5)	Tucker (1)
at Valdosta State*	Anderson (26)	Two w/ 6	Anderson (5)	J. Lanzi (3)	Rhodes (4)
Montevallo*	Two w/ 18	Rhodes (14)	Three w/ 3	Robinson (2)	Two w/ 1
at RV Ala.-Huntsville*	Two w/ 18	Three w/ 5	J. Lanzi (5)	Two w/ 2	Two w/ 1
West Alabama*	Rhodes (18)	Rhodes (7)	Four w/ 2	Robinson (2)	Three w/ 2
at Shorter*	Anderson (31)	Gaston (6)	Anderson (6)	Two w/ 4	Boozer (1)
Miss. College*	Rhodes (26)	Tucker (9)	Anderson (7)	Three w/ 2	Tucker (3)
Delta State*	Rhodes (21)	Rhodes (9)	Anderson (4)	Gaston (3)	Three w/ 1
at Lee*	J. Lanzi (19)	Rhodes (8)	Rhodes (6)	Gaston (2)	Two w/ 2
No. 7/8 West Georgia*	Youngblood (29)	Tucker (11)	Anderson (6)	Two w/ 1	Tucker (3)
at West Florida*	Rhodes (30)	Gaston (6)	Anderson (7)	Anderson (6)	Rhodes (2)
at Union*	Rhodes (23)	Two w/ 6	Youngblood (4)	Gaston (3)	Rhodes (1)
at Christian Brothers*	Rhodes (17)	Rhodes (13)	Robinson (4)	Rhodes (2)	Two w/ 1
West Florida*	Rhodes (31)	Rhodes (14)	Rhodes (5)	Five w/ 2	C. Williams (1)
Valdosta State*	Gaston (33)	Rhodes (8)	Robinson (5)	Five w/ 1	Tucker (1)
at Montevallo*					

## WARHAWKS STARTING LINEUPS

Opponent	G	G	G	F	F
at Saint Leo	Robinson	Gaston	Croley	Tucker	Rhodes
at RV Florida Southern	Robinson	Gaston	Croley	Tucker	Rhodes
at Spring Hill	Robinson	Gaston	Croley	Tucker	Rhodes
at #22/#6 West Ga.*	Robinson	Gaston	Croley	Tucker	Rhodes
Ala.-Huntsville*	Robinson	Gaston	Croley	Tucker	Rhodes
at RV West Alabama*	Robinson	Gaston	Croley	Tucker	Rhodes
Shorter*	Robinson	Gaston	Croley	Tucker	Rhodes
at Delta State*	Robinson	Croley	Whitney	Tucker	Rhodes
at Miss. College*	Robinson	Croley	Whitney	Tucker	Rhodes
Lee*	Robinson	Gaston	J. Lanzi	Rhodes	J. Williams
RV Georgia College	Robinson	Gaston	J. Lanzi	Rhodes	J. Williams
Christian Brothers*	Robinson	Gaston	J. Lanzi	Rhodes	J. Williams
Union*	Robinson	Gaston	J. Lanzi	Rhodes	J. Williams
at Valdosta State*	Anderson	Gaston	J. Lanzi	Tucker	J. Williams
Montevallo*	Anderson	Gaston	J. Lanzi	Tucker	J. Williams
at Ala.-Huntsville*	Anderson	Youngblood	J. Lanzi	Tucker	Rhodes
West Alabama*	Anderson	Youngblood	J. Lanzi	Tucker	Rhodes
at Shorter*	Anderson	Youngblood	J. Lanzi	Tucker	Rhodes
Miss. College*	Anderson	Youngblood	J. Lanzi	Tucker	Rhodes
Delta State*	Anderson	Gaston	Youngblood	Tucker	Rhodes
at Lee*	Anderson	Gaston	Youngblood	Tucker	Rhodes
No. 7/8 West Georgia*	Anderson	Gaston	Youngblood	Tucker	Rhodes
at West Florida*	Anderson	Gaston	Youngblood	Tucker	Rhodes
at Union*	Anderson	Gaston	Youngblood	Tucker	Rhodes
at Christian Brothers*	Robinson	Gaston	Youngblood	Tucker	Rhodes
West Florida*	Robinson	Gaston	Youngblood	Tucker	Rhodes
Valdosta State*	Anderson	Gaston	J. Lanzi	Tucker	Boozer
at Montevallo*					



## RECORD VERSUS ALL OPPONENTS

### GULF SOUTH CONFERENCE SCHOOLS:

Alabama Huntsville	21-24
Christian Brothers	6-4
Delta State	6-9
Lee (Tenn.)	10-22
Mississippi College	6-6
Montevallo (Ala.)	35-32
Shorter	30-5
Union (Tenn.)	4-11
Valdosta State	5-16
West Alabama	4-15
West Georgia	1-13
West Florida	12-12

### ALABAMA SCHOOLS:

Alabama Birmingham	0-1
Alabama State	8-27
Athens State (Ala.)	33-34
Birmingham Southern	20-34
Concordia (Ala.)	9-1
Faulkner	44-33
Huntingdon	11-5
Jacksonville State	2-8
Miles (Ala.)	3-1
Mobile (Ala.)	20-14
Samford	0-3
Selma	28-3
South Alabama	0-2
Spring Hill	28-23
Stillman College	6-0
Talladega	51-8
Troy	4-7
Tuskegee	11-4

### OTHER OPPONENTS:

Albany State	0-2
Allen	1-0
Anderson	2-0
Arkansas-Monticello	0-1
Armstrong Atlantic State	0-1
Azusa Pacific	0-2
Baptist Christian	1-0
Barber-Scotia	1-1
Belhaven	9-12
Benedict College	0-1
Berry	8-5
Bethel (Tenn.)	1-1
Blue Mountain	3-0
Brevard	1-0
Brewton-Parker	30-6
Campbellsville	1-0
Carson Newman	0-1
Cedarville	1-0
Christian Heritage	1-0
Clafflin	3-3
Clark-Atlanta	0-2
Coastal Georgia	5-2
College of Charleston	3-2
Columbus State	3-2

Crichton	0-1
Cumberland	9-8
Dalton State	2-4
Daniel Payne	4-0
DeVry Institute	1-0
Dillard	22-9
Earl Paulk	3-0
Edward Waters	1-0
Embry-Riddle	2-2
Emmanuel	20-12
Eureka	1-0
Findlay	0-1
Flagler	0-1
Florida International	1-0
Florida Memorial	2-0
Florida Southern	1-0
Florida Tech	3-0
Fort Hays State	1-0
Fort Valley State	1-0
Francis Marion	0-1
Freed-Hardeman	0-4
Georgia College	3-1
Georgia Southwestern	16-20
Georgetown (Ky.)	0-1
Grace	1-0
Grand Canyon	0-1
Hastings	0-1
Hawaii Pacific	1-0
High Point	1-0
Indiana State	1-0
Jarvis Christian	1-0
Johnson C. Smith	2-0
Kansas State	0-1
Kearney State	0-1
Kennesaw State	1-0
Kentucky State	0-1
Kentucky Wesleyan	2-1
LaGrange	21-6
Lambuth	1-2
Lander	1-0
Lees-McRae	1-0
Life	1-15
Limestone	3-0
Lipscomb	0-1
Loyola-New Orleans	4-6
LSU-Shreveport	1-1
Martin Methodist	1-8
Middle Georgia State	3-4
Mohawk	1-0
Morris Brown	1-1
North Alabama	4-5
North Georgia	13-8
Oakwood	2-1
Oklahoma	0-1
Oklahoma Baptist	0-3
Oklahoma City	0-1
Paine	1-0
Patton	1-0

Paul Quinn	1-0
Pensacola Christian	1-0
Phillips	1-0
Piedmont	1-1
Pikeville	1-0
Point	2-2
Prairie View A&M	1-0
Puerto Rico-Mayaguez	1-0
Quincy	0-1
Reinhardt	15-5
Robert Morris-Chicago	0-1
Rollins College	0-3
South Carolina	0-1
Southeastern Baptist	1-0
South Carolina-Aiken	1-1
South Carolina-Spartanburg	0-1
Southern-Baton Rouge	0-1
Southern-New Orleans	14-3
Southern Benedictine	7-2
Southern Poly	14-21
Southern Wesleyan	23-8
St. Augustine's	0-1
St. Joseph's	1-0
St. Leo	1-1
St. Rose	1-0
St. Thomas Aquinas	0-1
Taylor (Ind.)	0-1
Tampa	1-0
Tennessee Temple	1-0
Tennessee Wesleyan	2-0
Texas College	4-1
Texas Tech	0-1
Thomas	3-1
Tiffin	1-0
Tougaloo	1-0
Trevecca Nazarene	4-2
Truett-McConnell	2-0
Tulane	0-1
Tusculum	1-0
University of the South	1-0
Voorhees	4-1
Washburn	0-1
Webber International	1-0
West Virginia Wesleyan	0-1
Westminster	0-1
Westmont	0-1
William Carey	27-15
William Jewell	2-0
Wisconsin-Eau Claire	1-0
Xavier (La.)	15-6
Young Harris	0-2

**OVERALL RECORD** 818-638 (.562)

2023-2024 Auburn University at Montgomery Men's Basketball  
Overall Statistics (as of Feb 24, 2024)

Overall Record: 11-16    Conf: 8-15    Home: 6-7    Away: 5-9    Neutral: 0-0

#	Player	GP-GS	MIN	AVG	FG		3PT		FT		Rebounds				PF	DQ	A	TO	BLK	STL	PTS	AVG
					FG-FGA	FG%	3FG-FGA	3FG%	FT-FTA	FT%	OFF	DEF	TOT	AVG								
10	Rhodes, Malachi	27-24	789	29.2	149-284	.525	6-17	.353	91-105	.867	81	118	199	7.4	85	3	37	66	26	32	395	14.6
00	Gaston, Jalen	25-20	772	30.9	140-309	.453	50-126	.397	25-36	.694	39	84	123	4.9	68	2	54	62	4	38	355	14.2
03	Anderson, Travis	20-12	591	29.6	92-237	.388	43-120	.358	40-53	.755	11	30	41	2.1	29	0	62	37	2	23	267	13.4
11	Robinson, Jalil	27-15	637	23.6	90-201	.448	24-64	.375	78-93	.839	13	68	81	3.0	47	1	74	44	3	34	282	10.4
05	Lanzi, Joseph	19-11	464	24.4	69-167	.413	29-71	.408	24-33	.727	19	34	53	2.8	50	2	36	36	0	24	191	10.1
02	Youngblood, Sam	18-11	438	24.3	62-143	.434	27-76	.355	6-7	.857	5	37	42	2.3	36	1	18	34	2	6	157	8.7
22	Whitney, Chappelle	20-3	265	13.3	37-88	.420	9-26	.346	11-16	.688	13	37	50	2.5	18	0	14	16	2	11	94	4.7
01	Tucker, Deven	27-23	580	21.5	52-98	.531	0-1	.000	13-28	.464	67	65	132	4.9	64	1	18	40	18	36	117	4.3
21	Croley, Gilbert	22-9	354	16.1	28-81	.346	5-23	.217	19-27	.704	7	37	44	2.0	33	0	20	33	4	18	80	3.6
20	Williams, Jelal	17-6	257	15.1	24-45	.533	0-2	.000	10-31	.323	30	30	60	3.5	52	2	9	16	17	16	58	3.4
15	Boozer, Zameron	16-1	128	8.0	19-40	.475	0-0	.000	9-15	.600	20	15	35	2.2	17	0	2	7	1	3	47	2.9
04	Lanzi, Paul	7-0	34	4.9	4-9	.444	2-6	.333	3-4	.750	1	0	1	0.1	8	0	0	4	0	0	13	1.9
14	Tyus, JaQuan	8-0	32	4.0	4-5	.800	0-0	.000	1-2	.500	2	3	5	0.6	7	1	1	3	0	2	9	1.1
32	Williams, Colby	6-0	49	8.2	1-8	.125	0-1	.000	1-2	.500	3	7	10	1.7	5	0	1	3	1	3	3	0.5
25	Martin, Jamarius	5-0	10	2.0	1-2	.500	0-0	.000	0-0	.000	0	2	2	0.4	3	0	2	2	0	0	2	0.4
Total		27	5400	200.0	772-1717	.450	195-533	.366	331-452	.732	355	614	969	35.9	522	13	348	414	80	246	2070	76.67
Opponents		27	5400	200.0	712-1565	.455	227-649	.350	501-647	.774	296	628	924	34.2	396	5	364	422	79	215	2152	79.70

Team Statistics			AUM	OPP	Conf	Date	Opponent	W/L	Score	Att.
SCORING			2070	2152		11/10/23	at Saint Leo	W	77-74	459
Points Per Game			76.7	79.7		11/12/23	at Florida Southern	W	68-65	0
Scoring Margin			-3.0	-		11/21/23	at Spring Hill	L	89-99	106
FIELD GOALS-ATT			772-1717	712-1565	*	11/25/23	at West Ga.	L	55-76	324
Field Goal Pct			.450	.455	*	11/27/23	ALABAMA HUNTSVILLE	L	75-84	403
3 POINT FG-ATT			195-533	227-649	*	11/30/23	at West Ala.	L	65-87	462
3PT FG Pct			.366	.350	*	12/03/23	SHORTER	W	71-62	234
3PT Made Per Game			7.2	8.4	*	12/08/23	at Delta St.	L	60-72	240
FREE THROWS-ATT			331-452	501-647	*	12/10/23	at Mississippi Col.	L	61-65	233
FT Pct			.732	.774	*	12/15/23	LEE	L	73-83	189
FT Made Per Game			12.3	18.6		12/19/23	GEORGIA COLLEGE	W	80-56	113
REBOUNDS			969	924	*	12/31/23	CHRISTIAN BROTHERS	W	89-80	184
Rebounds Per Game			35.9	34.2	*	01/02/24	UNION (TN)	L	84-90	189
Rebounds Margin			1.7	-	*	01/06/24	at Valdosta St.	W	88-76	891
ASSISTS			348	364	*	01/13/24	MONTEVALLO	L	78-86	278
Assists Per Game			12.9	13.5	*	01/22/24	at Alabama Huntsville	L	83-96	698
TURNOVERS			414	422	*	01/24/24	WEST ALA.	W	69-58	410
Turnovers Per Game			15.3	15.6	*	01/27/24	at Shorter	W	100-80	200
Turnovers Margin			0.3	-	*	02/01/24	MISSISSIPPI COL.	L	68-88	222
Assist/Turnover Ratio			0.8	0.9	*	02/03/24	DELTA ST.	W	84-82	247
STEALS			246	215	*	02/07/24	at Lee	L	69-79	0
Steals Per Game			9.1	8.0	*	02/10/24	WEST GA.	L	77-81	475
BLOCKS			80	79	*	02/12/24	at West Florida	L	89-93	210
Blocks Per Game			3.0	2.9	*	02/15/24	at Union (TN)	W	79-78	500
ATTENDANCE			3,566	4,639	*	02/17/24	at Christian Brothers	L	60-84	316
Dates/Avg Per Date			13-274	14-331	*	02/22/24	WEST FLORIDA	W	82-78	286
Neutral Site #/Avg			-	0-0	*	02/24/24	VALDOSTA ST.	L	97-100	336

\* = Conference game

Score by Periods	1st	2nd	Total
AUM	933	1137	2070
Opponents	1049	1103	2152



2023-2024 Auburn University at Montgomery Men's Basketball  
Overall Statistics (as of Feb 24, 2024)

Conference Games Only

Conf: 8-15   Home: 5-7   Away: 3-8   Neutral: 0-0

#	Player	GP-GS	MIN	AVG	FG		3PT		FT		Rebounds				PF	DQ	A	TO	BLK	STL	PTS	AVG
					FG-FGA	FG%	3FG-FGA	3FG%	FT-FTA	FT%	OFF	DEF	TOT	AVG								
10	Rhodes, Malachi	23-20	672	29.2	129-236	.547	4-12	.333	80-93	.860	63	99	162	7.0	72	2	34	52	25	26	342	14.9
00	Gaston, Jalen	21-16	631	30.0	116-256	.453	43-108	.398	22-32	.688	33	68	101	4.8	54	1	42	52	4	31	297	14.1
03	Anderson, Travis	19-12	569	29.9	87-227	.383	41-116	.353	40-53	.755	10	26	36	1.9	28	0	61	37	2	23	255	13.4
05	Lanzi, Joseph	18-10	441	24.5	67-158	.424	29-64	.453	24-33	.727	19	32	51	2.8	47	2	34	33	0	22	187	10.4
11	Robinson, Jalil	23-11	531	23.1	76-164	.463	22-58	.379	52-62	.839	11	59	70	3.0	39	0	64	33	2	24	226	9.8
02	Youngblood, Sam	17-11	418	24.6	57-132	.432	24-70	.343	6-7	.857	4	35	39	2.3	35	1	16	32	2	5	144	8.5
22	Whitney, Chappelle	16-3	200	12.5	25-64	.391	5-20	.250	7-10	.700	5	34	39	2.4	9	0	13	13	2	10	62	3.9
20	Williams, Jelal	13-5	206	15.8	20-32	.625	0-0	.000	9-25	.360	23	25	48	3.7	39	1	7	11	12	14	49	3.8
01	Tucker, Deven	23-20	475	20.7	40-73	.548	0-1	.000	5-17	.294	57	54	111	4.8	57	1	13	32	17	28	85	3.7
21	Croley, Gilbert	18-6	257	14.3	16-55	.291	3-17	.176	16-21	.762	5	25	30	1.7	21	0	14	28	3	12	51	2.8
04	Lanzi, Paul	4-0	24	6.0	3-8	.375	2-6	.333	3-3	1.000	1	0	1	0.3	7	0	0	3	0	0	11	2.8
15	Boozar, Zameron	13-1	101	7.8	14-30	.467	0-0	.000	6-11	.545	16	12	28	2.2	14	0	2	5	1	3	34	2.6
14	Tyus, JaQuan	6-0	24	4.0	4-5	.800	0-0	.000	0-0	.000	2	2	4	0.7	5	1	1	3	0	1	8	1.3
32	Williams, Colby	4-0	43	10.8	1-8	.125	0-1	.000	1-2	.500	3	6	9	2.3	5	0	1	3	1	3	3	0.8
25	Martin, Jamarious	3-0	8	2.7	1-1	1.000	0-0	.000	0-0	.000	0	1	1	0.3	2	0	2	2	0	0	2	0.7
Total		23	4600	200.0	656-1449	.453	173-473	.366	271-369	.734	286	521	807	35.1	434	9	304	347	71	202	1756	76.35
Opponents		23	4600	200.0	616-1350	.456	205-567	.362	421-542	.777	259	537	796	34.6	337	3	322	342	59	182	1858	80.78

Team Statistics			AUM	OPP	Date	Opponent	W/L	Score	Att.
SCORING			1756	1858	11/25/23	at West Ga.	L	55-76	324
Points Per Game			76.3	80.8	11/27/23	ALABAMA HUNTSVILLE	L	75-84	403
Scoring Margin			-4.5	-	11/30/23	at West Ala.	L	65-87	462
FIELD GOALS-ATT			656-1449	616-1350	12/03/23	SHORTER	W	71-62	234
Field Goal Pct			.453	.456	12/08/23	at Delta St.	L	60-72	240
3 POINT FG-ATT			173-473	205-567	12/10/23	at Mississippi Col.	L	61-65	233
3PT FG Pct			.366	.362	12/15/23	LEE	L	73-83	189
3PT Made Per Game			7.5	8.9	12/31/23	CHRISTIAN BROTHERS	W	89-80	184
FREE THROWS-ATT			271-369	421-542	01/02/24	UNION (TN)	L	84-90	189
FT Pct			.734	.777	01/06/24	at Valdosta St.	W	88-76	891
FT Made Per Game			11.8	18.3	01/13/24	MONTEVALLO	L	78-86	278
REBOUNDS			807	796	01/22/24	at Alabama Huntsville	L	83-96	698
Rebounds Per Game			35.1	34.6	01/24/24	WEST ALA.	W	69-58	410
Rebounds Margin			0.5	-	01/27/24	at Shorter	W	100-80	200
ASSISTS			304	322	02/01/24	MISSISSIPPI COL.	L	68-88	222
Assists Per Game			13.2	14.0	02/03/24	DELTA ST.	W	84-82	247
TURNOVERS			347	342	02/07/24	at Lee	L	69-79	0
Turnovers Per Game			15.1	14.9	02/10/24	WEST GA.	L	77-81	475
Turnovers Margin			-0.2	-	02/12/24	at West Florida	L	89-93	210
Assist/Turnover Ratio			0.9	0.9	02/15/24	at Union (TN)	W	79-78	500
STEALS			202	182	02/17/24	at Christian Brothers	L	60-84	316
Steals Per Game			8.8	7.9	02/22/24	WEST FLORIDA	W	82-78	286
BLOCKS			71	59	02/24/24	VALDOSTA ST.	L	97-100	336
Blocks Per Game			3.1	2.6					
ATTENDANCE			3,453	4,074					
Dates-Avg Per Date			12-288	11-370					
Neutral Site #-Avg			-	0-0					

Score by Periods	1st	2nd	Total
AUM	786	970	1756
Opponents	911	947	1858