



# AUBURN UNIVERSITY AT MONTGOMERY BASKETBALL

2023-2024 AUM MEN'S BASKETBALL GAME NOTES | 36 POSTSEASON APPEARANCES | 12 NATIONAL TOURNAMENT APPEARANCES | 17 ALL-AMERICANS

**AUBURN MONTGOMERY**  
**9-13**  
OVERALL  
**6-12**  
GSC  
**NR/NR**  
NABC TOP 25 / D2SIDA TOP 25  
**MICHAEL CHEANEY**  
HEAD COACH  
**182-212**  
OVERALL  
**14th**  
SEASON

**AT**

**WEST FLORIDA**  
**6-16**  
OVERALL  
**4-14**  
GSC  
**NR/NR**  
NABC TOP 25 / D2SIDA TOP 25  
**JUSTIN MANN**  
HEAD COACH  
**4-15**  
OVERALL  
**1st**  
SEASON

## STARTING LINEUP: WARHAWKS LOOKING TO STAY HOT AGAINST THE FLAMES

### ➔ GAME INFORMATION:

**GM NO. 23:** Auburn Montgomery at West Florida | **Venue:** UWF Fieldhouse | **City:** Pensacola, Fla. | **Tipoff:** Monday, Feb. 12 at 7:30 PM CT  
**Television:** FloSports | **Live Stats:** GoArgos.com | **Social Media:** @AUMWarhawksMBB

### ➔ WARHAWKS FALL 81-77 AGAINST No. 7/8 WEST GEORGIA:

Senior guard Sam Youngblood poured in 29 points on 10-of-15 shooting and the Auburn University at Montgomery men's basketball team pushed seventh-ranked the University of West Georgia to the brink, but three free throws and a late layup sealed a road victory for the Wolves. All seven of Youngblood's three-pointers came in the second half, he tallied 23 second-half points, and went 7-for-12 from beyond the three-point arc. AUM out-rebounded 39-32, but the Wolves won the points in the paint battle 40-26. The Warhawks knocked down 12 three-pointers and shot 50 percent (12-of-24) from beyond the arc as a team.


### ➔ CLEANING UP THE BOARDS:

A season removed from averaging 37.0 rebounds per game to lead the Gulf South Conference, AUM is ranked fourth in the league in rebounds per game (36.3) through 22 contests this season. The Warhawks rank 10th in the league thus far in defensive rebounds per game (23.3), but are the No. 2 offensive rebounding team in the conference at 13.0 per game. Malachi Rhodes leads the way with 7.0 rebounds per game, good for fourth in the GSC. Deven Tucker (5.3) and Jalen Gaston (4.8) round out the top three rebounders for AUM.


### ➔ SCOUTING THE ARGONAUTS:

Xavier Washington leads the scorign charge for the University of West Florida at 13.2 points per game. Washington also adds 7.0 rebounds per contest, which ranks him in a tie with AUM's Malachi Rhodes for third in the Gulf South Conference. Tautvydas Kupstas is the team's second-leading scorer at 11.9 points per game. Washington shoots 46 percent from the floor on the year, while Kupstas shoots 43 percent from the floor and is West Florida's top three-pointer at 37 percent (47-for-126). The Argos have struggled to shoot the three-point shot, as they rank 13th in that category at 29 percent on the season, and must contend with the Warhawks, who own the GSC's second-best three-point shooting percentage mark at 37 percent.

## PROBABLE STARTING LINEUP:



**JALEN GASTON**  
Sr. • G • 6-2 • 175



**DEVEN TUCKER**  
Sr. • F • 6-5 • 190



**MALACHI RHODES**  
Sr. • F • 6-8 • 235



**JALIL ROBINSON**  
Jr. • G • 5-10 • 160



**JELAL WILLIAMS**  
R-Sr. • F • 6-9 • 185

## ▶ 2023-2024 SCHEDULE & RESULTS

OVERALL RECORD:	9-13
GSC:	6-12
NON-CONFERENCE:	3-1
HOME   AWAY   NEUTRAL:	5-6   4-7   0-0

### NOVEMBER (2-4)

1	at Auburn (Exhibition)	L, 102-66
10	at Saint Leo Univ.*	W, 77-74
11	at RV Florida Southern College*	W, 68-65
21	at Spring Hill College	L, 99-89
25	at #6/#22 Univ. of West Georgia*	L, 76-55
27	Univ. of Alabama in Huntsville*	L, 84-75
30	at RV Univ. of West Alabama*	L, 87-65

### DECEMBER (3-3)

3	Shorter Univ.*	W, 71-62
8	at Delta State Univ.*	L, 72-60
10	at Mississippi College*	L, 65-61
15	Lee (Tenn.) Univ.*	L, 83-73
19	Georgia College	W, 80-56
31	Christian Brothers Univ.*	W, 89-80

### JANUARY (3-3)

2	Union (Tenn.) Univ.*	L, 90-84
6	at Valdosta State Univ.*	W, 88-76
13	Univ. of Montevallo*	L, 86-78
22	at RV Univ. of Alabama in Huntsville*	L, 96-83
24	Univ. of West Alabama*	W, 69-58
27	at Shorter Univ.*	W, 100-80

### FEBRUARY (1-3)

1	Mississippi College*	L, 88-66
3	Delta State Univ.*	W, 84-82
7	at Lee (Tenn.) Univ.*	L, 79-69
10	Univ. of West Georgia*	L, 81-77
8	at University of West Florida*	7:30 PM
15	at Union (Tenn.) Univ.*	7:30 PM
17	at Christian Brothers Univ.*	3 PM
22	Univ. of West Florida*	7:30 PM
24	Valdosta State Univ.*	4 PM

### MARCH (0-0)

2	at Univ. of Montevallo*	4 PM
5	GSC Super Tuesday!	TBA
9 & 10	GSC Final Four!	TBA
15-19	NCAA South Regional!	TBA
26-30	NCAA Elite Eight*	TBA
30	NCAA National Championship	TBA

\* - GSC Games | \* - GSC/GSC Crossover Challenge

1 - GSC Semifinals & Finals Played at Pete Hanna Center in Birmingham, Ala.

\* NCAA South Regional Games Played at Host Campus Site TBA | \* NCAA Elite Eight Games Played at TBA

ALL TIMES CENTRAL



## NEWS & NOTES:

### ➔ RETURNING WARHAWKS:

The Warhawks return nine players from last season's squad that went 15-14 and 13-11 in the GSC. AUM finished the season sixth in the Gulf South Conference standings, which earned them the highest conference tournament seed (No. 6) in the program's NCAA Division II history. While two of AUM's leading scorers from last season (James Graham and Roderick Smith) are now playing professionally overseas, the Warhawks return Jalen Gaston, Deven Tucker, Sam Youngblood, Travis Anderson, JaQuan Tyus, Zameron Boozer, Jelal Williams, and Gilbert Croley from last season's squad. Anderson returns as AUM's leading scorer from last season at 14.1 points per game. He also led the team in assists (4.0 per game). Gaston was the squad's third-leading scorer at 13.0 points per game and was also the team's third-leading rebounder (5.0 per game) last season. Joe Lanzi also averaged double figures at 11.4 points per game.

### ➔ ANDERSON NAMED PRESEASON ALL-GSC:

Auburn University at Montgomery guard Travis Anderson was named to the Preseason All-GSC team at the start of the season. Anderson, a senior from Atlanta, Ga., led the Warhawks in scoring at 14.1 points per game last year. He also led the team in three-pointers made (59), free throw percentage (85.1 percent), assists (4.0 per game), and minutes (35.1). Anderson also ranked 15th in the GSC in scoring, fourth in assists, 10th in assist-to-turnover ratio, third in free throw percentage, and sixth in minutes per game.

### ➔ GULF SOUTH CONFERENCE PRESEASON POLL:

AUM was picked to finish 6th in this season's preseason coaches' poll. The University of Alabama in Huntsville was picked to win the league, and the defending GSC tournament champion the University of West Alabama was picked second. The University of West Georgia (third), Valdosta State University (fourth), and Lee University (fifth), sit just ahead of the Warhawks in the poll.

### ➔ CHEANEY TALLIES 100TH AUM VICTORY:

Head coach Michael Cheaney secured his 100th career victory leading the Auburn Montgomery men's basketball program with a Warhawk win over West Florida last season on Feb. 16 last season. Cheaney enters his 10th season at the helm of AUM. Last season, he helped lead the black and orange to 15 wins, the second-highest win total for the program since a 17-win 2015-16 season.

### ➔ INSTANT IMPACT:

A season removed from getting 49 percent of its scoring from newcomers, AUM has seen newcomers account for 38 percent of the team's points thus far. Forward Malachi Rhodes, a transfer from McNeese State, leads the AUM newcomers at 13.3 points and 7.0 rebounds. Jalil Robinson adds 10.7 points, 3.2 rebounds, 2.7 assists, and 1.4 steals per contest for the black and orange. Chappelle Whitney, a freshman guard/forward from Warren Central High School in Bowling Green, Kentucky, is averaging 5.0 points and 2.6 rebounds as well for the Warhawks.

### ➔ SWIPING THE BASKETBALL:

The Warhawks rank second in the GSC in steals (198) and rank second in the league in steals per game (9.0) to open the year. Jalen Gaston has tallied 31 to lead the Warhawks. Jalil Robinson (30) ranks second and Deven Tucker (29) third on the squad in steals. Malachi Rhodes has totaled 26, while Joseph Lanzi (16), Travis Anderson (15), Gilbert Croley (15), Jelal Williams (13), Chappelle Whitney (10), Sam Youngblood (6), Zameron Boozer (3), Ja'Quan Tyus (2), and Colby Williams (1) have also recorded steals for the black and orange.

### ➔ THE MICHAEL CHEANEY FILE:

The Warhawks' head men's basketball coach, Michael Cheaney, enters his 10th season at the helm of Auburn Montgomery and 14th overall as a collegiate head coach. Cheaney, a coaching veteran with more than 20 years of experience at the NCAA Division I, II, III and NAIA levels, took over the helm of AUM after spending four seasons as head coach at Voorhees College in Denmark, S.C.



Last season, AUM posted a record of 15-14 and went 13-11 in league play to earn the school's highest conference tournament seed (No. 6) in the program's NCAA Division II history. James Graham and Roderick Smith, the leading scorers a season ago for the Warhawks, both signed professional contracts to continue their careers overseas.

The 2021-2022 season was highlighted by senior guard Isaiah Hart being named Second Team All-GSC. Hart finished third in the conference in points per game (18.2) and led the GSC with 114 assists. Senior guard Jeremiah Bozeman was named to the GSC All-Academic Team and the CoSIDA Academic All-District Team for his efforts both on the court and in the classroom. The Warhawks led all of NCAA Division II with 174 total blocked shots and 6.2 blocks per game. Junior forward James Graham led the GSC with 58 blocks while Roderick Smith ranked second with 42 and Jelal Williams ranked fifth with 30. Hart took home GSC player of the week honors twice while Bozeman and Graham were also named conference player of the week in 2021-22.

Prior to joining the coaching ranks, Cheaney was a standout student-athlete at Kentucky Wesleyan University. During his playing career, Cheaney earned the Senior Award as the Panthers' outstanding athlete and set the school record for field goal percentage, which he still owns today. He was also named the team's Most Improved Player. He still owns that Cheaney earned his bachelor's degree in criminal justice from Kentucky Wesleyan in 1996. He went on to earn a master's in sports management from Indiana State University.



## ▶ HOW THEY COMPARE

	TALE OF THE TEAMS CATEGORY	
75.6	POINTS PER GAME	71.3
44.9	FIELD GOAL PERCENTAGE	41.9
37.0	3-PT FIELD GOAL PERCENTAGE	29.8
73.1	FREE THROW PERCENTAGE	70.0
36.3	REBOUNDS PER GAME	35.1
13.1	ASSISTS PER GAME	13.0
15.9	TURNOVERS PER GAME	13.0
-0.2	TURNOVER MARGIN	-0.2
0.8	ASSIST-TURNOVER RATIO	1.0
17.7	POINTS OFF TURNOVERS	14.4
9.0	STEALS PER GAME	6.9
3.2	BLOCKS PER GAME	1.9

## ▶ ALL-TIME SERIES HISTORY

DATE	SCORE	H/A/N
1975	L, 78-58	A
1976	W, 81-73	H
1.20.1994	W, 71-62	A
2.15.1994	W, 95-77	H
11.13.2004	W, 60-52	H
11.28.2005	L, 74-71	A
11.25.2011	L, 73-57	A
2.20.2017	L, 87-76	H
1.21.2018	W, 73-70	A
2.8.2018	L, 63-46	H
1.28.2019	L, 88-78	A
2.4.2019	L, 92-85	H
1.23.2020	W, 73-66	A
1.30.2020	W, 72-66	H
1.5.2021	W, 81-72	A
1.9.2021	L, 78-70	A
2.19.2021	W, 74-65	H
2.20.2021	L, 71-59	H
12.18.2021	L, 74-69	A
2.12.2022	L, 71-67	H
1.2.2023	W, 98-75	H
2.16.2023	W, 70-65	A

Overall Series Record: Series is tied 11-11

Series Streak: AUM W2

AUM Home Record: 6-5

AUM Road Record: 5-6

AUM Neutral Site Record: -

AUM OT Record: -


**0**  
**JALEN GASTON**  
Sr. • G • 6-2 • 175


**1**  
**DEVEN TUCKER**  
Sr. • F • 6-7 • 215


**2**  
**SAM YOUNGBLOOD**  
Sr. • G • 6-4 • 200


**3**  
**TRAVIS ANDERSON**  
Sr. • G • 6-0 • 175


**4**  
**PAUL LANZI**  
Fr. • G • 6-4 • 175


**5**  
**JOSEPH LANZI**  
Sr. • G • 6-5 • 185


**10**  
**MALACHI RHODES**  
Sr. • G • 6-2 • 220


**11**  
**JALIL ROBINSON**  
Jr. • G • 5-10 • 160


**14**  
**JAQUAN TYUS**  
Sr. • F • 6-6 • 225


**15**  
**ZAMERON BOOZER**  
Sr. • F • 6-8 • 240


**20**  
**JELAL WILLIAMS**  
R-Sr. • F • 6-9 • 185


**21**  
**GILBERT CROLEY**  
Jr. • G • 6-3 • 190


**22**  
**CHAPPELLE WHITNEY**  
Jf. • F • 6-4 • 205


**25**  
**JAMARIOUS MARTIN**  
Fr. • G • 5-10 • 155


**32**  
**COLBY WILLIAMS**  
Fr. • F • 6-7 • 185


**HC**  
**MICHAEL CHEANEY**  
Head Coach


**AC**  
**BAILEY MCEWEN**  
Assistant Coach


**AT**  
**BRIELLE RINGLE**  
Athletic Training

QUICK FACTS • INFORMATION	
Location	Montgomery, Ala., 36124
Founded	1967
Enrollment	5,211
Nickname	Warhawks
Colors	Orange and Black
National Affiliation	NCAA Division II
Conference	Gulf South Conference
President	Dr. Carl Stockton
Athletic Director	Erik Maas
Senior Women's Administrator	Amber Rae Childers
FAR:	Dr. Courtney Waid
Stadium (Capacity)	AUM Athletics Complex (2,650)

COACHING STAFF	
Head Coach	Michael Cheaney
Alma Mater/Yr	Kentucky Wesleyan/1996
Record at AUM/Yrs	110-152/10th
Overall Record/Yrs	182-212/14th
Assistant Coach	Bailey McEwen/5th
Alma Mater/Yr	Southern Indiana/2017

TEAM INFORMATION	
2022-23 Record	15-14
Gulf South Conference Record	13-12
GSC Tournament	6th Seed
Final 2021-22 National Ranking	NR
Starters Returning/Lost (2021-22)	3/2
Letterwinners Returning/Lost (2021-22)	9/4

BASKETBALL HISTORY	
First Year of Basketball	1975
All-time Record:	816-635
All-time GSC Record:	50-89
NCAA Appearances/Record	N/A
Last Appearance	N/A
Place:	N/A
Result:	N/A
Location:	N/A

**EXTERNAL RELATIONS | ATHLETIC COMMUNICATIONS**

The Auburn University at Montgomery **Sports Information Office** provides public relations to members of the media. Game day services include statistics, photography (when available), video clips (when available), and post-game access to coaches and student-athletes. The Sports Information office is located on the first floor of the AUM Athletics Complex in office suite 104.

**Primary Contact** ..... **Cody Clark**  
E-Mail: cclark26@aum.edu | Cell: (843) 610-6007

**Secondary Contact** ..... **Mark Gilliam**  
E-Mail: mgilliam@aum.edu | Cell: (205) 399-3114

## 2023-2024 AUBURN UNIVERSITY AT MONTGOMERY NUMERICAL ROSTER

#	NAME	POS	HT	WT	CLASS	HOMETOWN / PREVIOUS SCHOOL
0	Jalen Gaston	G	6-2	175	Sr.	Montgomery, Ala. / Enterprise State CC
1	Deven Tucker	F	6-5	190	Sr.	Birmingham, Ala. / Helena HS
2	Sam Youngblood	G	6-4	195	So.	McCalla, Ala. / McAdory HS
3	Travis Anderson	G	6-0	175	Jr.	Atlanta, Ga. / Charleston Southern
4	Paul Lanzi	G	6-4	175	Fr.	Chelsea, Ala. / Chelsea HS
5	Joseph Lanzi	G	6-5	185	Gr.	Chelsea, Ala. / Univ. of Charleston
10	Malachi Rhodes	F	6-8	235	Sr.	Mcdonough, Ga. / McNeese State
11	Jalil Robinson	G	5-10	160	Jr.	Tuscumbia, Ala. / Wallace State CC
14	JaQuan Tyus	F	6-6	225	Sr.	Memphis, Tenn. / Shawnee CC
15	Zameron Boozer	F	6-8	240	Sr.	Lanett, Ala. / Jacksonville Univ.
20	Jelal Williams	F	6-9	185	R-Sr.	Dallas, Ga. / UNC Pembroke
21	Gilbert Croley	G	6-3	170	Jr.	Atlanta, Ga. / East Coweta HS
22	Chappelle Whitney	F	6-4	205	Fr.	Bowling Green, Ky. / Warren Central HS
25	Jamarious Martin	G	5-10	155	Fr.	Valley, Ala. / Valley HS
32	Colby Williams	F	6-7	185	Fr.	Lawrenceville, Ga. / Discovery HS

**Head Coach:** Michael Cheaney (14th season - 10th at AUM)

**Assistant Coach:** Bailey McEwen (5th)

**Athletic Training:** Brielle Ringle (5th)

**Sports Information:** Cody Clark (4th - 2nd at AUM)





## GULF SOUTH CONFERENCE STANDINGS

SCHOOL	CONF	CPCT.	OVERALL	PCT.	HOME	AWAY	NEUTRAL	STREAK
WEST GEORGIA -X	16-2	.889	20-2	.909	11-0	7-2	2-0	W11
LEE	14-5	.737	17-5	.773	9-3	8-2	0-0	W8
ALABAMA HUNTSVILLE	13-6	.684	15-8	.652	8-4	7-3	0-1	W1
WEST ALABAMA	12-7	.632	15-8	.652	10-1	4-7	1-0	W1
CHRISTIAN BROTHERS	11-7	.611	13-8	.619	6-3	7-5	0-0	W4
MISSISSIPPI COLLEGE	11-8	.579	12-11	.522	6-3	3-8	3-0	L1
DELTA STATE	10-9	.526	12-11	.522	9-3	3-8	0-0	L1
MONTEVALLO	9-10	.474	10-13	.435	7-4	3-8	0-1	W3
UNION	8-10	.444	11-11	.500	4-6	5-5	2-0	L1
<b>AUBURN MONTGOMERY</b>	<b>6-12</b>	<b>.333</b>	<b>9-13</b>	<b>.409</b>	<b>5-6</b>	<b>4-7</b>	<b>0-0</b>	<b>L2</b>
VALDOSTA STATE	6-13	.316	9-14	.391	6-6	2-7	1-1	W1
WEST FLORIDA	4-14	.222	6-16	.273	4-5	1-10	1-1	L5
SHORTER	1-18	.053	3-20	.130	3-11	0-9	0-0	L18

## GULF SOUTH CONFERENCE WEEKLY HONORS

### PLAYER OF THE WEEK

Nov. 14	Zawdie Jackson, West Georgia
Nov. 21	Zawdie Jackson, West Georgia
Nov. 28	Beyuan Hendricks, Lee
Dec. 5	Braxton Williams, Valdosta State
Dec. 12	Camron Donatlon, West Georgia
Dec. 21	Beyuan Hendricks, Lee
Jan. 3	Tommy Murr, Alabama Huntsville
Jan. 9	Rashad Bolden, Mississippi College
Jan. 16	Camron Donatlon, West Georgia
Jan. 23	Beyuan Hendricks, Lee
Jan. 30	Zawdie Jackson, West Georgia
Feb. 6	Beyuan Hendricks, Lee
Feb. 13	
Feb. 20	
Feb. 27	

### FRESHMAN OF THE WEEK

Nov. 14	Jordan Pyke, Union
Nov. 21	Jamarcus Wilkins, Lee
Nov. 28	Parker Applegate, Union
Dec. 5	Jordan Pyke, Union
Dec. 12	Willie Walton, Lee
Dec. 21	Jordan Pyke, Union
Jan. 3	Devaki Garr, Union
Jan. 9	Jordan Pyke, Union
Jan. 16	Jordan Pyke, Union
Jan. 23	Brandon Fussell, Montevallo
Jan. 30	Devaki Garr, Union
Feb. 6	Brandon Fussell, Montevallo
Feb. 13	
Feb. 20	
Feb. 27	

## NATIONAL ASSOCIATION OF BASKETBALL COACHES

### TOP 25 POLL | FEB. 6, 2023

RNK	SCHOOL	RECORD	POINTS	PREV
1	WEST TEXAS A&M (16)	20-1	400	1
2	NOVA SOUTHEASTERN, FLA.	17-2	381	3
3	FORT LEWIS, COLO.	19-2	359	4
4	DBU, TEXAS	18-2	339	5
5	MINNESOTA STATE	21-2	324	2
6	NORTH GEORGIA	18-2	323	6
7	WEST GEORGIA	19-2	288	8
8	GANNON, PA.	19-2	280	9
9	MSU MOORHEAD, MINN.	19-3	257	12
10	COLORADO MESA	17-3	241	13
11	EAST STROUDSBURG, PA.	19-2	227	15
12	NORTHWEST MISSOURI STATE	17-4	214	16
13	SAINT MARTIN'S, WASH.	18-3	205	7
14	BENEDICT, S.C.	17-3	169	11
15	MINOT STATE, N.D.	18-4	161	19
16	CALIFORNIA, PA.	18-3	160	14
17	COLORADO SCHOOL OF MINES	19-4	158	10
18	CAL STATE DOMINGUEZ HILLS	18-3	140	22
19	CHICO STATE, CALIF.	16-4	102	23
20	ST. THOMAS AQUINAS, N.Y.	17-3	95	25
21	CHARLESTON, W. VA.	16-3	88	NR
22	MINNESOTA DULUTH	18-5	73	NR
23	FORT HAYS STATE, KAN.	16-5	51	24
24	USC AIKEN, S.C.	16-4	38	21
25	LANDER, S.C.	16-4	30	18

**OTHERS RECEIVING VOTES:** MINNESOTA DULUTH 26, NORTHERN MICHIGAN 17, CHARLESTON (W.VA.) 12, FLORIDA SOUTHERN 12, LINCOLN MEMORIAL (TENN.) 11, UNC PEMBROKE (N.C.) 9, LUBBOCK CHRISTIAN (TEXAS) 7, SAINT MICHAEL'S (VT.) 6, WASHBURN (KAN.) 5, INDIANAPOLIS (IND.) 4, EMMANUEL (GA.) 3, CEDARVILLE (OHIO) 1, CONCORD (W.VA.) 1, MONTANA STATE BILLINGS 1.

## WARHAWKS BY THE NUMBERS

**816**

wins that the AUM Warhawks men's basketball program has amassed since its debut season in 1975-1976. AUM has posted an all-time record of 816-635, which translates to a .560 winning percentage. AUM reached the 800-win mark as a program on Saturday, Jan. 14 in an 83-78 win over the University of Alabama in Huntsville.

**36.3**

rebounds per game that the Warhawks average this year. AUM ranked first in the GSC in per-game rebounding last season. They owned the top defensive rebounding mark and the second-best offensive-rebounding mark.

**36**

postseason appearances for the men's basketball program all-time between the NAIA and NCAA ranks. Last season, the Warhawks earned their second berth into the GSC tournament ever, with their highest seed ever (6-seed). The Warhawks put together 34 total conference, regional, and national tourney appearances as an NAIA institution.

**13.9**

points per game averaged this season by senior guard Travis Anderson, which ranks first on the team. The 6-foot-0 guard leads the team in scoring at 13.9 points per game, and comes off of a 31-point effort against Shorter in which he went 7-for-12 from three-point territory. Anderson adds 2.3 rebounds and 3.1 assists per game.

**7.0**

rebounds per game from newcomer Malachi Rhodes, which tops the team. The 6-foot-8 forward, a McNeese State transfer, ranks fourth in the GSC in rebounds per game. Rhodes also ranks third in the league with 68 offensive rebounds. Additionally, the McDonough, Ga. native ranks second in the GSC offensive rebounds per contest at 3.1.

**4.7**

blocks per game AUM averaged last season, which led the GSC. The black and orange led all of NCAA Division II in blocks with 6.2 blocks per game in 28 games played in the 2021-2022 campaign.





## GAME-BY-GAME TEAM COMPARISONS

Opponent	W/L	FGM-FGA	PCT.	3PM-3PA	PCT.	FTM-FTA	PCT.	OReb	DReb	TotReb	PF	AST	TO	BLK	STL	1stH	2ndH	OT	PTS
AUBURN MONTGOMERY	W	27-57	47.4%	2-11	18.2%	21-26	80.8%	8	17	25	22	5	11	2	13	40	37	-	77
at Saint Leo		26-48	54.2%	4-17	23.5%	18-25	72%	8	25	33	17	10	23	1	5	33	41	-	74
AUBURN MONTGOMERY	W	27-72	37.5%	8-13	61.5%	6-12	50%	25	27	52	13	15	23	2	8	35	33	-	68
at Florida Southern		24-60	40%	7-22	31.8%	10-12	83.3%	9	23	32	11	14	18	9	13	40	25	-	65
AUBURN MONTGOMERY	L	29-66	43.9%	4-14	28.6%	27-35	77.1%	21	17	38	34	9	18	1	11	38	51	-	89
at Spring Hill		24-45	53.3%	10-21	47.6%	41-50	82%	7	19	26	22	15	21	7	7	43	56	-	99
AUBURN MONTGOMERY	L	22-66	33.3%	1-11	9.1%	10-14	71.4%	14	23	37	15	9	16	3	11	24	31	-	55
at #22/#6 West Georgia*		28-64	43.8%	7-21	33.3%	13-16	81.3%	14	32	46	12	12	16	5	11	36	40	-	76
Alabama Huntsville*		28-60	46.7%	16-39	41%	12-14	85.7%	11	24	35	10	20	17	2	12	37	47	-	84
AUBURN MONTGOMERY	L	29-62	46.8%	11-30	36.7%	6-8	75%	7	21	28	16	16	14	3	11	38	37	-	75
AUBURN MONTGOMERY	L	25-60	41.7%	5-17	29.4%	10-20	50%	17	20	37	32	11	18	1	5	29	36	-	65
at RV West Alabama*		26-61	42.6%	10-23	43.5%	25-32	78.1%	19	24	43	17	16	14	1	7	44	43	-	87
Shorter*		21-57	36.8%	7-27	25.9%	13-17	76.5%	6	18	24	13	13	11	2	10	23	39	-	62
AUBURN MONTGOMERY	W	29-55	52.7%	4-15	26.7%	9-14	64.3%	11	31	42	19	15	18	2	5	39	32	-	71
AUBURN MONTGOMERY	L	25-59	42.4%	6-20	30%	4-9	44.4%	9	29	38	15	11	21	4	13	17	43	-	60
at Delta State*		23-61	37.7%	12-35	34.3%	14-18	77.8%	7	18	25	14	11	16	5	13	35	37	-	72
AUBURN MONTGOMERY	L	19-52	36.5%	4-15	26.7%	19-23	82.6%	10	24	34	17	11	14	4	10	23	38	-	61
at Mississippi College*		21-52	40.4%	7-20	35%	16-20	80%	10	27	37	14	12	15	4	3	30	35	-	65
Lee (Tenn.)*		20-51	39.2%	9-27	33.3%	34-46	73.9%	15	23	38	12	15	17	4	6	45	38	-	83
AUBURN MONTGOMERY	L	29-60	48.3%	7-17	41.2%	8-15	53.3%	11	22	33	27	17	19	4	11	35	38	-	73
Georgia College		22-62	35.5%	1-22	4.5%	11-18	61.1%	13	24	37	9	3	18	3	8	22	34	-	56
AUBURN MONTGOMERY	W	33-73	45.2%	8-22	36.4%	6-10	60%	15	32	47	19	15	15	4	12	34	46	-	80
Christian Brothers*		25-62	40.3%	5-26	19.2%	25-27	92.6%	16	22	38	13	12	15	4	10	53	27	-	80
AUBURN MONTGOMERY	W	34-65	52.3%	12-27	44.4%	9-9	100%	9	23	32	17	21	12	6	10	47	42	-	89
Union (Tenn.)*		29-58	50%	8-26	30.8%	24-34	70.6%	13	34	47	19	14	23	2	6	35	55	-	90
AUBURN MONTGOMERY	L	31-82	37.8%	7-24	29.2%	15-19	78.9%	19	22	41	24	15	12	1	17	32	52	-	84
AUBURN MONTGOMERY	W	33-65	50.8%	13-24	54.2%	9-11	82%	14	17	31	27	18	18	6	10	42	46	-	88
at Valdosta State*		23-62	37.1%	4-17	23.5%	26-36	72.2%	1	-15	31	12	11	16	1	8	29	47	-	76
Montevallo*		28-57	49.1%	14-31	45.2%	16-23	69.6%	9	22	31	13	18	12	2	9	43	43	-	86
AUBURN MONTGOMERY	L	28-65	43.1%	11-38	28.9%	11-17	64.7%	17	24	41	18	13	16	2	4	31	47	-	78
AUBURN MONTGOMERY	L	28-58	48.3%	13-30	43.3%	14-19	73.7%	10	20	30	21	13	18	2	7	32	51	-	83
at NR/RV Alabama Huntsville*		30-59	50.8%	13-36	36.1%	23-27	85.2%	12	24	36	18	20	14	3	9	52	44	-	96
West Alabama*		22-53	41.5%	5-20	25%	9-13	69.2%	11	19	30	15	8	18	1	7	37	21	-	58
AUBURN MONTGOMERY	W	24-54	44.4%	7-17	41.2%	14-19	73.7%	14	23	37	17	11	15	6	6	27	42	-	69
AUBURN MONTGOMERY	W	40-74	54.1%	12-27	44.4%	8-8	100%	15	20	35	15	18	9	1	12	46	54	-	100
at Shorter*		27-52	51.9%	11-23	47.8%	15-18	83.3%	6	15	21	12	13	16	1	2	36	44	-	80
Mississippi College*		32-57	56.1%	6-13	46.2%	18-22	81.8%	10	24	34	16	11	16	2	8	34	54	-	88
AUBURN MONTGOMERY	L	25-59	42.4%	5-20	25%	13-14	92.9%	11	17	28	22	10	15	4	8	31	37	-	68
Delta State*		26-63	41.3%	13-35	37.1%	17-21	81%	11	19	30	18	9	13	2	10	44	38	-	82
AUBURN MONTGOMERY	W	31-61	50.8%	4-12	33.3%	18-22	81.8%	13	29	42	16	10	18	3	7	37	44	-	84
AUBURN MONTGOMERY	L	25-58	43.1%	7-12	58.3%	12-17	70.6%	4	28	32	17	12	12	5	5	39	30	-	69
at Lee (Tenn.)*		29-62	46.8%	9-23	39.1%	12-17	70.6%	6	30	36	16	16	9	3	4	44	35	-	79
No. 7/8 West Georgia*		29-63	46%	6-15	40%	17-24	70.8%	11	21	32	9	12	8	3	10	44	37	-	81
AUBURN MONTGOMERY	L	28-61	45.9%	12-24	50%	9-12	75%	13	26	39	14	13	18	5	2	31	46	-	77
AUBURN MONTGOMERY																			
at West Florida*																			
AUBURN MONTGOMERY																			
at Union (Tenn.)*																			
AUBURN MONTGOMERY																			
at Christian Brothers*																			
West Florida*																			
AUBURN MONTGOMERY																			
Valdosta State*																			
AUBURN MONTGOMERY																			
AUBURN MONTGOMERY																			
at Montevallo*																			



## WARHAWKS POINTS-REBOUNDS-ASSISTS

	#0	#1	#2	#3	#4	#5	#10	#11	#14	#15	#20	#21	#22	#25	#32
OPPONENT	GASTON	TUCKER	YOUNGBLOOD	ANDERSON	P. LANZI	J. LANZI	RHODES	ROBINSON	TYUS	BOOZER	WILLIAMS	CROLEY	WHITNEY	MARTIN	WILLIAMS
at Saint Leo	19-5-1	4-2-1	-	-	-	-	10-4-0	22-2-1	-	4-4-0	5-2-0	7-4-1	6-1-1	-	-
at RV Florida Southern	15-5-4	10-10-0	-	-	0-0-0	-	6-12-2	13-3-4	0-0-0	-	0-2-0	11-8-5	13-5-0	-	-
at Spring Hill	13-6-4	15-3-2	-	-	0-0-0	-	15-12-1	17-2-1	1-1-0	6-1-0	2-3-1	7-1-0	13-4-0	0-0-0	0-1-0
at #22/#6 West Georgia*	3-9-3	4-2-1	-	3-3-0	-	-	15-6-0	15-2-3	2-2-1	4-1-0	5-4-1	4-3-0	0-1-0	-	-
Ala.-Huntsville*	35-5-4	6-7-0	-	5-1-3	-	-	6-2-1	11-4-3	-	2-3-0	4-3-0	6-3-5	0-0-0	-	-
at RV West Alabama*	5-2-2	2-1-0	-	3-1-2	6-0-0	-	8-4-0	15-4-2	2-1-0	5-8-0	7-8-3	3-2-0	9-2-1	-	-
Shorter*	-	10-8-0	-	-	3-0-0	-	17-3-1	23-6-8	-	-	1-3-0	4-4-1	13-13-4	0-0-1	0-1-0
at Delta State*	-	2-7-0	-	-	-	7-4-1	12-8-1	23-2-4	-	-	6-4-0	0-5-2	10-8-3	-	-
at Miss. College*	16-3-3	4-4-0	-	-	-	10-2-2	15-10-0	5-2-3	-	-	7-6-1	4-2-1	0-1-1	-	-
Lee*	11-2-3	7-7-2	15-3-0	17-2-3	0-1-0	2-1-0	12-4-4	7-3-4	-	-	2-6-1	-	0-1-0	-	-
RV Georgia College	11-6-3	3-6-2	13-3-2	12-5-1	2-0-0	4-2-2	22-9-0	4-4-4	-	3-2-0	2-5-1	4-1-0	0-1-0	0-1-0	0-0-0
Christian Brothers*	16-5-6	10-4-0	3-2-0	5-3-4	-	20-4-4	17-7-3	12-3-4	2-0-0	-	2-1-0	2-0-0	-	-	-
Union*	15-8-2	1-2-1	4-2-3	21-2-2	-	10-3-2	12-9-0	12-9-4	-	-	0-5-0	-	9-0-1	-	-
at Valdosta State*	16-6-2	0-5-2	5-1-0	26-6-5	-	13-4-3	8-4-0	10-0-4	-	-	4-4-1	-	6-1-1	-	-
Montevallo*	14-1-3	2-3-0	10-1-1	18-2-3	-	4-5-3	18-14-1	12-6-2	-	-	0-2-0	0-2-0	0-2-0	-	-
at Ala.-Huntsville*	18-4-3	2-5-0	8-3-1	17-1-2	-	18-1-5	8-2-0	7-5-1	-	0-0-0	-	4-0-1	0-2-0	-	1-2-0
West Alabama*	7-5-0	2-5-1	3-2-1	17-2-2	-	2-2-2	18-7-2	10-6-2	-	2-1-0	-	8-2-1	-	-	-
at Shorter*	10-6-3	2-4-0	4-2-1	31-0-6	2-0-0	20-3-2	8-5-1	6-1-2	2-1-0	9-5-0	-	2-3-1	2-1-1	2-0-0	0-2-1
Miss. College*	9-3-0	0-9-1	3-2-0	15-2-7	-	6-0-0	26-7-0	4-1-2	-	2-1-0	-	3-0-0	-	-	-
Delta State*	10-5-0	8-6-2	15-6-0	7-2-4	-	-	21-9-2	7-4-1	-	-	-	9-3-3	7-3-1	-	-
at Lee*	16-1-2	2-6-1	7-5-0	14-1-1	-	19-5-1	9-8-6	0-2-1	-	-	-	0-1-0	2-1-0	-	-
West Georgia*	20-8-1	4-11-1	29-1-1	12-3-6	-	2-1-0	10-7-4	0-0-0	-	-	-	0-0-0	-	-	-
at West Florida*															
at Union*															
at Christian Brothers*															
West Florida*															
Valdosta State*															
at Montevallo*															

## WARHAWKS GAME-HIGHS

Opponent	Pts	Rebs	Asts	Stls	Blks
at Saint Leo	Robinson (22)	Gaston (5)	Five w/ 1	Two w/ 4	Two w/ 1
at RV Florida Southern	Gaston (15)	Rhodes (12)	Croley (5)	Four w/ 2	Two w/ 1
at Spring Hill	Robinson (17)	Rhodes (12)	Gaston (4)	Tucker (4)	Robinson (1)
at #22/#6 West Ga.*	Two w/ 15	Gaston (9)	Two w/ 3	Tucker (3)	Three w/ 1
Ala.-Huntsville*	Gaston (35)	Tucker (7)	Croley (5)	Tucker (3)	J. Williams (2)
at RV West Alabama*	Robinson (15)	Two w/ 8	J. Williams (3)	Robinson (3)	Whitney (1)
Shorter*	Robinson (23)	Whitney (13)	Robinson (8)	Tucker (2)	Two w/ 1
at Delta State*	Robinson (23)	Two w/ 8	Robinson (4)	Lanzi (3)	J. Williams (3)
at Miss. College*	Gaston (16)	Rhodes (10)	Two w/ 3	Two w/ 3	Rhodes (2)
Lee*	Anderson (17)	Tucker (7)	Rhodes (4)	Gaston (3)	Rhodes (3)
RV Georgia College	Rhodes (22)	Rhodes (9)	Robinson (4)	Rhodes (4)	J. Williams (4)
Christian Brothers*	J. Lanzi (20)	Rhodes (7)	Gaston (6)	Four w/ 2	Two w/ 1
Union*	Anderson (21)	Two w/ 9	Robinson (4)	Anderson (5)	Tucker (1)
at Valdosta State*	Anderson (26)	Two w/ 6	Anderson (5)	J. Lanzi (3)	Rhodes (4)
Montevallo*	Two w/ 18	Rhodes (14)	Three w/ 3	Robinson (2)	Two w/ 1
at RV Ala.-Huntsville*	Two w/ 18	Three w/ 5	J. Lanzi (5)	Two w/ 2	Two w/ 1
West Alabama*	Rhodes (18)	Rhodes (7)	Four w/ 2	Robinson (2)	Three w/ 2
at Shorter*	Anderson (31)	Gaston (6)	Anderson (6)	Two w/ 4	Boozer (1)
Miss. College*	Rhodes (26)	Tucker (9)	Anderson (7)	Three w/ 2	Tucker (3)
Delta State*	Rhodes (21)	Rhodes (9)	Anderson (4)	Gaston (3)	Three w/ 1
at Lee*	J. Lanzi (19)	Rhodes (8)	Rhodes (6)	Gaston (2)	Two w/ 2
West Georgia*	Youngblood (29)	Tucker (11)	Anderson (6)	Two w/ 1	Tucker (3)
at West Florida*					
at Union*					
at Christian Brothers*					
West Florida*					
Valdosta State*					
at Montevallo*					

## WARHAWKS STARTING LINEUPS

Opponent	G	G	G	F	F
at Saint Leo	Robinson	Gaston	Croley	Tucker	Rhodes
at RV Florida Southern	Robinson	Gaston	Croley	Tucker	Rhodes
at Spring Hill	Robinson	Gaston	Croley	Tucker	Rhodes
at #22/#6 West Ga.*	Robinson	Gaston	Croley	Tucker	Rhodes
Ala.-Huntsville*	Robinson	Gaston	Croley	Tucker	Rhodes
at RV West Alabama*	Robinson	Gaston	Croley	Tucker	Rhodes
Shorter*	Robinson	Gaston	Croley	Tucker	Rhodes
at Delta State*	Robinson	Croley	Whitney	Tucker	Rhodes
at Miss. College*	Robinson	Croley	Whitney	Tucker	Rhodes
Lee*	Robinson	Gaston	J. Lanzi	Rhodes	J. Williams
RV Georgia College	Robinson	Gaston	J. Lanzi	Rhodes	J. Williams
Christian Brothers*	Robinson	Gaston	J. Lanzi	Rhodes	J. Williams
Union*	Robinson	Gaston	J. Lanzi	Rhodes	J. Williams
at Valdosta State*	Anderson	Gaston	J. Lanzi	Tucker	J. Williams
Montevallo*	Anderson	Gaston	J. Lanzi	Tucker	J. Williams
at Ala.-Huntsville*	Anderson	Youngblood	J. Lanzi	Tucker	Rhodes
West Alabama*	Anderson	Youngblood	J. Lanzi	Tucker	Rhodes
at Shorter*	Anderson	Youngblood	J. Lanzi	Tucker	Rhodes
Miss. College*	Anderson	Youngblood	J. Lanzi	Tucker	Rhodes
Delta State*	Anderson	Gaston	Youngblood	Tucker	Rhodes
at Lee*	Anderson	Gaston	Youngblood	Tucker	Rhodes
No. 7/8 West Georgia*	Anderson	Gaston	Youngblood	Tucker	Rhodes
at West Florida*					
at Union*					
at Christian Brothers*					
West Florida*					
Valdosta State*					
at Montevallo*					



## RECORD VERSUS ALL OPPONENTS

### GULF SOUTH CONFERENCE SCHOOLS:

Alabama Huntsville	21-24
Christian Brothers	6-3
Delta State	6-9
Lee (Tenn.)	10-22
Mississippi College	6-6
Montevallo (Ala.)	35-32
Shorter	30-5
Union (Tenn.)	3-10
Valdosta State	5-15
West Alabama	4-15
West Georgia	1-13
West Florida	11-11

### ALABAMA SCHOOLS:

Alabama Birmingham	0-1
Alabama State	8-27
Athens State (Ala.)	33-34
Birmingham Southern	20-34
Concordia (Ala.)	9-1
Faulkner	44-33
Huntingdon	11-5
Jacksonville State	2-8
Miles (Ala.)	3-1
Mobile (Ala.)	20-14
Samford	0-3
Selma	28-3
South Alabama	0-2
Spring Hill	28-23
Stillman College	6-0
Talladega	51-8
Troy	4-7
Tuskegee	11-4

### OTHER OPPONENTS:

Albany State	0-2
Allen	1-0
Anderson	2-0
Arkansas-Monticello	0-1
Armstrong Atlantic State	0-1
Azusa Pacific	0-2
Baptist Christian	1-0
Barber-Scotia	1-1
Belhaven	9-12
Benedict College	0-1
Berry	8-5
Bethel (Tenn.)	1-1
Blue Mountain	3-0
Brevard	1-0
Brewton-Parker	30-6
Campbellsville	1-0
Carson Newman	0-1
Cedarville	1-0
Christian Heritage	1-0
Clafflin	3-3
Clark-Atlanta	0-2
Coastal Georgia	5-2
College of Charleston	3-2
Columbus State	3-2

Crichton	0-1
Cumberland	9-8
Dalton State	2-4
Daniel Payne	4-0
DeVry Institute	1-0
Dillard	22-9
Earl Paulk	3-0
Edward Waters	1-0
Embry-Riddle	2-2
Emmanuel	20-12
Eureka	1-0
Findlay	0-1
Flagler	0-1
Florida International	1-0
Florida Memorial	2-0
Florida Southern	1-0
Florida Tech	3-0
Fort Hays State	1-0
Fort Valley State	1-0
Francis Marion	0-1
Freed-Hardeman	0-4
Georgia College	3-1
Georgia Southwestern	16-20
Georgetown (Ky.)	0-1
Grace	1-0
Grand Canyon	0-1
Hastings	0-1
Hawaii Pacific	1-0
High Point	1-0
Indiana State	1-0
Jarvis Christian	1-0
Johnson C. Smith	2-0
Kansas State	0-1
Kearney State	0-1
Kennesaw State	1-0
Kentucky State	0-1
Kentucky Wesleyan	2-1
LaGrange	21-6
Lambuth	1-2
Lander	1-0
Lees-McRae	1-0
Life	1-15
Limestone	3-0
Lipscomb	0-1
Loyola-New Orleans	4-6
LSU-Shreveport	1-1
Martin Methodist	1-8
Middle Georgia State	3-4
Mohawk	1-0
Morris Brown	1-1
North Alabama	4-5
North Georgia	13-8
Oakwood	2-1
Oklahoma	0-1
Oklahoma Baptist	0-3
Oklahoma City	0-1
Paine	1-0
Patton	1-0

Paul Quinn	1-0
Pensacola Christian	1-0
Phillips	1-0
Piedmont	1-1
Pikeville	1-0
Point	2-2
Prairie View A&M	1-0
Puerto Rico-Mayaguez	1-0
Quincy	0-1
Reinhardt	15-5
Robert Morris-Chicago	0-1
Rollins College	0-3
South Carolina	0-1
Southeastern Baptist	1-0
South Carolina-Aiken	1-1
South Carolina-Spartanburg	0-1
Southern-Baton Rouge	0-1
Southern-New Orleans	14-3
Southern Benedictine	7-2
Southern Poly	14-21
Southern Wesleyan	23-8
St. Augustine's	0-1
St. Joseph's	1-0
St. Leo	1-1
St. Rose	1-0
St. Thomas Aquinas	0-1
Taylor (Ind.)	0-1
Tampa	1-0
Tennessee Temple	1-0
Tennessee Wesleyan	2-0
Texas College	4-1
Texas Tech	0-1
Thomas	3-1
Tiffin	1-0
Tougaloo	1-0
Trevecca Nazarene	4-2
Truett-McConnell	2-0
Tulane	0-1
Tusculum	1-0
University of the South	1-0
Voorhees	4-1
Washburn	0-1
Webber International	1-0
West Virginia Wesleyan	0-1
Westminster	0-1
Westmont	0-1
William Carey	27-15
William Jewell	2-0
Wisconsin-Eau Claire	1-0
Xavier (La.)	15-6
Young Harris	0-2

**OVERALL RECORD** 816-633 (.563)



2023-24 AUM Men's Basketball  
Season Box Score  
All games

Page 1/1  
as of Feb 12, 2024

### Game Records

Record	Overall	Home	Away	Neutral
ALL GAMES	9-13	5-6	4-7	0-0
CONFERENCE	6-12	4-6	2-6	0-0
NON-CONFERENCE	3-1	1-0	2-1	0-0

### Team Box Score

No.	Player				Total		3-Point		F-Throw		Rebounds													
		GP-GS	MIN	AVG	FG-FGA	FG%	3FG-3FGA	3FG%	FT-FTA	FT%	OFF	DEF	TOT	AVG	PF	DQ	A	TO	BLK	STL	PTS	AVG		
0	GASTON, Jalen	20-15	605:51	30.3	111-243	.457	39-99	.394	18-27	.667	28	67	95	4.8	55	2	49	52	4	31	279	14.0		
3	ANDERSON, Travis	16-9	481:46	30.1	78-194	.402	36-97	.371	31-41	.756	10	26	36	2.3	23	0	51	31	2	15	223	13.9		
10	RHODES, Malachi	22-20	627:20	28.5	111-222	.500	6-17	.353	65-73	.890	62	91	153	7.0	69	3	29	56	22	26	293	13.3		
11	ROBINSON, Jalil	22-13	542:03	24.6	73-167	.437	22-56	.393	67-80	.838	10	61	71	3.2	42	1	60	38	3	30	235	10.7		
5	LANZI, Joseph	14-10	356:20	25.5	51-126	.405	19-55	.345	16-21	.762	15	22	37	2.6	40	2	27	32	0	17	137	9.8		
2	YOUNGBLOOD, Sam	13-7	306:07	23.5	44-100	.440	25-61	.410	6-7	.857	4	29	33	2.5	26	0	10	24	2	6	119	9.2		
22	WHITNEY, Chappelle	18-3	250:30	13.9	36-82	.439	9-24	.375	9-14	.643	12	35	47	2.6	18	0	14	15	2	10	90	5.0		
1	TUCKER, Deven	22-18	482:11	21.9	45-83	.542	0-1	.000	10-22	.455	59	58	117	5.3	54	1	17	33	16	29	100	4.5		
21	CROLEY, Gilbert	19-9	323:06	17.0	28-76	.368	5-21	.238	17-25	.680	7	36	43	2.3	30	0	18	30	3	15	78	4.1		
15	BOOZER, Zameron	11-0	92:39	8.4	16-30	.533	0-0	.000	5-9	.556	15	11	26	2.4	15	0	1	4	1	3	37	3.4		
20	WILLIAMS, Jelal	15-6	229:18	15.3	19-40	.475	0-2	.000	9-26	.346	28	30	58	3.9	45	2	9	14	16	13	47	3.1		
4	LANZI, Paul	7-0	32:32	4.6	4-9	.444	2-6	.333	3-4	.750	1	0	1	0.1	8	0	0	4	0	0	13	1.9		
14	TYUS, Jaquan	6-0	30:08	5.0	4-5	.800	0-0	.000	1-2	.500	2	3	5	0.8	7	1	1	3	0	2	9	1.5		
25	MARTIN, Jamarius	4-0	07:03	1.8	1-2	.500	0-0	.000	0-0	.000	0	1	1	0.3	3	0	1	1	0	0	2	0.5		
32	WILLIAMS, Colby	5-0	33:05	6.6	0-5	.000	0-1	.000	1-2	.500	2	4	6	1.2	2	0	1	3	0	1	1	0.2		
Team											32	38	70					10						
Total		22	4400		621-1384	.449	163-440	.370	258-353	.731	287	512	799	36.3	437	12	288	350	71	198	1663	75.6		
Opponents		22	4400		563-1269	.444	184-539	.341	409-530	.772	240	502	742	33.7	312	2	285	346	67	178	1719	78.1		

### Score by Periods

Team	1st	2nd	OT	TOT
AUM	747	916	0	1663
Opponents	839	880	0	1719





2023-24 AUM Men's Basketball  
Category Leaders  
All games

Page 1/3  
as of Feb 12, 2024

### Points

##	Player	G	Pts	Pts/G
10	Rhodes, Malachi	22	293	13.3
0	Gaston, Jalen	20	279	14.0
11	Robinson, Jalil	22	235	10.7
3	Anderson, Travis	16	223	13.9
5	Lanzi, Joseph	14	137	9.8
2	Youngblood, Sam	13	119	9.2
1	Tucker, Deven	22	100	4.5
22	Whitney, Chappelle	18	90	5.0
21	Croley, Gilbert	19	78	4.1
20	Williams, Jelal	15	47	3.1
15	Boozer, Zameron	11	37	3.4
4	Lanzi, Paul	7	13	1.9
14	Tyus, Jaquan	6	9	1.5
25	Martin, Jamarious	4	2	0.5
32	Williams, Colby	5	1	0.2

### Scoring Average

##	Player	G	Pts	Pts/G
0	Gaston, Jalen	20	279	14.0
3	Anderson, Travis	16	223	13.9
10	Rhodes, Malachi	22	293	13.3
11	Robinson, Jalil	22	235	10.7
5	Lanzi, Joseph	14	137	9.8
2	Youngblood, Sam	13	119	9.2
22	Whitney, Chappelle	18	90	5.0
1	Tucker, Deven	22	100	4.5
21	Croley, Gilbert	19	78	4.1
15	Boozer, Zameron	11	37	3.4
20	Williams, Jelal	15	47	3.1
4	Lanzi, Paul	7	13	1.9
14	Tyus, Jaquan	6	9	1.5
25	Martin, Jamarious	4	2	0.5
32	Williams, Colby	5	1	0.2

### Field Goal Percentage

##	Player	FG	Att	Pct
14	Tyus, Jaquan	4	5	.800
1	Tucker, Deven	45	83	.542
15	Boozer, Zameron	16	30	.533
10	Rhodes, Malachi	111	222	.500
25	Martin, Jamarious	1	2	.500
20	Williams, Jelal	19	40	.475
0	Gaston, Jalen	111	243	.457
4	Lanzi, Paul	4	9	.444
2	Youngblood, Sam	44	100	.440
22	Whitney, Chappelle	36	82	.439
11	Robinson, Jalil	73	167	.437
5	Lanzi, Joseph	51	126	.405
3	Anderson, Travis	78	194	.402
21	Croley, Gilbert	28	76	.368

### Field Goal Attempts

##	Player	G	Att	Att/G
0	Gaston, Jalen	20	243	12.2
10	Rhodes, Malachi	22	222	10.1
3	Anderson, Travis	16	194	12.1
11	Robinson, Jalil	22	167	7.6
5	Lanzi, Joseph	14	126	9.0

### Field Goals Made

##	Player	G	Made	Made/G
0	Gaston, Jalen	20	111	5.6
10	Rhodes, Malachi	22	111	5.0
3	Anderson, Travis	16	78	4.9
11	Robinson, Jalil	22	73	3.3
5	Lanzi, Joseph	14	51	3.6



2023-24 AUM Men's Basketball  
Category Leaders  
All games

Page 2/3  
as of Feb 12, 2024

### 3-Point FG Percentage

##	Player	3FG	Att	Pct
2	Youngblood, Sam	25	61	.410
0	Gaston, Jalen	39	99	.394
11	Robinson, Jalil	22	56	.393
22	Whitney, Chappelle	9	24	.375
3	Anderson, Travis	36	97	.371
10	Rhodes, Malachi	6	17	.353
5	Lanzi, Joseph	19	55	.345
4	Lanzi, Paul	2	6	.333
21	Croley, Gilbert	5	21	.238

### 3-Point FG Attempts

##	Player	G	Att	Att/G
0	Gaston, Jalen	20	99	5.0
3	Anderson, Travis	16	97	6.1
2	Youngblood, Sam	13	61	4.7
11	Robinson, Jalil	22	56	2.5
5	Lanzi, Joseph	14	55	3.9

### 3-Point FG Made

##	Player	G	Made	Made/G
0	Gaston, Jalen	20	39	2.0
3	Anderson, Travis	16	36	2.3
2	Youngblood, Sam	13	25	1.9
11	Robinson, Jalil	22	22	1.0
5	Lanzi, Joseph	14	19	1.4

### Free Throw Percentage

##	Player	Made	Att	Pct
10	Rhodes, Malachi	65	73	.890
2	Youngblood, Sam	6	7	.857
11	Robinson, Jalil	67	80	.838
5	Lanzi, Joseph	16	21	.762
3	Anderson, Travis	31	41	.756
4	Lanzi, Paul	3	4	.750
21	Croley, Gilbert	17	25	.680
0	Gaston, Jalen	18	27	.667
22	Whitney, Chappelle	9	14	.643
15	Boozer, Zameron	5	9	.556
14	Tyus, Jaquan	1	2	.500
32	Williams, Colby	1	2	.500
1	Tucker, Deven	10	22	.455
20	Williams, Jelal	9	26	.346

### Free Throw Attempts

##	Player	G	Att	Att/G
11	Robinson, Jalil	22	80	3.6
10	Rhodes, Malachi	22	73	3.3
3	Anderson, Travis	16	41	2.6
0	Gaston, Jalen	20	27	1.4
20	Williams, Jelal	15	26	1.7

### Free Throws Made

##	Player	G	Made	Made/G
11	Robinson, Jalil	22	67	3.0
10	Rhodes, Malachi	22	65	3.0
3	Anderson, Travis	16	31	1.9
0	Gaston, Jalen	20	18	0.9
21	Croley, Gilbert	19	17	0.9

### Rebounds

##	Player	G	Reb	Reb/G
10	Rhodes, Malachi	22	153	7.0
1	Tucker, Deven	22	117	5.3
0	Gaston, Jalen	20	95	4.8
11	Robinson, Jalil	22	71	3.2
20	Williams, Jelal	15	58	3.9

### Assists

##	Player	G	Ast	Ast/G
11	Robinson, Jalil	22	60	2.7
3	Anderson, Travis	16	51	3.2
0	Gaston, Jalen	20	49	2.5
10	Rhodes, Malachi	22	29	1.3
5	Lanzi, Joseph	14	27	1.9



2023-24 AUM Men's Basketball  
Category Leaders  
All games

Page 3/3  
as of Feb 12, 2024

### Rebounds Average

##	Player	G	Reb	Reb/G
10	Rhodes, Malachi	22	153	7.0
1	Tucker, Deven	22	117	5.3
0	Gaston, Jalen	20	95	4.8
20	Williams, Jelal	15	58	3.9
11	Robinson, Jalil	22	71	3.2

### Steals

##	Player	G	Stl	Stl/G
0	Gaston, Jalen	20	31	1.6
11	Robinson, Jalil	22	30	1.4
1	Tucker, Deven	22	29	1.3
10	Rhodes, Malachi	22	26	1.2
5	Lanzi, Joseph	14	17	1.2

### Offensive Rebounds

##	Player	G	OReb	OReb/G
10	Rhodes, Malachi	22	62	2.8
1	Tucker, Deven	22	59	2.7
0	Gaston, Jalen	20	28	1.4
20	Williams, Jelal	15	28	1.9
5	Lanzi, Joseph	14	15	1.1

### Blocked Shots

##	Player	G	Blk	Blk/G
10	Rhodes, Malachi	22	22	1.0
1	Tucker, Deven	22	16	0.7
20	Williams, Jelal	15	16	1.1
0	Gaston, Jalen	20	4	0.2
11	Robinson, Jalil	22	3	0.1

### Defensive Rebounds

##	Player	G	DReb	DReb/G
10	Rhodes, Malachi	22	91	4.1
0	Gaston, Jalen	20	67	3.4
11	Robinson, Jalil	22	61	2.8
1	Tucker, Deven	22	58	2.6
21	Croley, Gilbert	19	36	1.9

### Minutes

##	Player	G	Min	Min/G
10	Rhodes, Malachi	22	627	28:31
0	Gaston, Jalen	20	606	30:18
11	Robinson, Jalil	22	542	24:38
1	Tucker, Deven	22	482	21:55
3	Anderson, Travis	16	482	30:07

### Fouls

##	Player	G	PF	PF/G
10	Rhodes, Malachi	22	69	3.1
0	Gaston, Jalen	20	55	2.8
1	Tucker, Deven	22	54	2.5
20	Williams, Jelal	15	45	3.0
11	Robinson, Jalil	22	42	1.9

### Turnovers

##	Player	G	TO	TO/G
10	Rhodes, Malachi	22	56	2.5
0	Gaston, Jalen	20	52	2.6
11	Robinson, Jalil	22	38	1.7
1	Tucker, Deven	22	33	1.5
5	Lanzi, Joseph	14	32	2.3

### Foul Outs

##	Player	G	FO
10	Rhodes, Malachi	22	3
0	Gaston, Jalen	20	2
5	Lanzi, Joseph	14	2
20	Williams, Jelal	15	2
11	Robinson, Jalil	22	1



**2023-24 AUM Men's Basketball**  
**Season Box - Average per 40 Minutes**  
**All games**

Page 1/1  
as of Feb 12, 2024

##	Player	min	fgm	fga	pct	3fgm	3fga	pct	ftm	fta	pct	oreb	dreb	treb	pf	a	to	blk	stl	pts
3	ANDERSON, Travis	40	6.5	16.1	.402	3.0	8.1	.371	2.6	3.4	.756	0.8	2.2	3.0	1.9	4.2	2.6	0.2	1.2	18.5
15	BOOZER, Zameron	40	6.9	13.0	.533	0.0	0.0	.000	2.2	3.9	.556	6.5	4.7	11.2	6.5	0.4	1.7	0.4	1.3	16.0
21	CROLEY, Gilbert	40	3.5	9.4	.368	0.6	2.6	.238	2.1	3.1	.680	0.9	4.5	5.3	3.7	2.2	3.7	0.4	1.9	9.7
0	GASTON, Jalen	40	7.3	16.0	.457	2.6	6.5	.394	1.2	1.8	.667	1.8	4.4	6.3	3.6	3.2	3.4	0.3	2.0	18.4
5	LANZI, Joseph	40	5.7	14.1	.405	2.1	6.2	.345	1.8	2.4	.762	1.7	2.5	4.2	4.5	3.0	3.6	0.0	1.9	15.4
4	LANZI, Paul	40	4.9	11.1	.444	2.5	7.4	.333	3.7	4.9	.750	1.2	0.0	1.2	9.8	0.0	4.9	0.0	0.0	16.0
25	MARTIN, Jamarious	40	5.7	11.3	.500	0.0	0.0	.000	0.0	0.0	.000	0.0	5.7	5.7	17.0	5.7	5.7	0.0	0.0	11.3
10	RHODES, Malachi	40	7.1	14.2	.500	0.4	1.1	.353	4.1	4.7	.890	4.0	5.8	9.8	4.4	1.8	3.6	1.4	1.7	18.7
11	ROBINSON, Jalil	40	5.4	12.3	.437	1.6	4.1	.393	4.9	5.9	.838	0.7	4.5	5.2	3.1	4.4	2.8	0.2	2.2	17.3
1	TUCKER, Deven	40	3.7	6.9	.542	0.0	0.1	.000	0.8	1.8	.455	4.9	4.8	9.7	4.5	1.4	2.7	1.3	2.4	8.3
14	TYUS, Jaquan	40	5.3	6.6	.800	0.0	0.0	.000	1.3	2.7	.500	2.7	4.0	6.6	9.3	1.3	4.0	0.0	2.7	11.9
22	WHITNEY, Chappelle	40	5.7	13.1	.439	1.4	3.8	.375	1.4	2.2	.643	1.9	5.6	7.5	2.9	2.2	2.4	0.3	1.6	14.4
32	WILLIAMS, Colby	40	0.0	6.0	.000	0.0	1.2	.000	1.2	2.4	.500	2.4	4.8	7.3	2.4	1.2	3.6	0.0	1.2	1.2
20	WILLIAMS, Jelal	40	3.3	7.0	.475	0.0	0.3	.000	1.6	4.5	.346	4.9	5.2	10.1	7.8	1.6	2.4	2.8	2.3	8.2
2	YOUNGBLOOD, Sam	40	5.7	13.1	.440	3.3	8.0	.410	0.8	0.9	.857	0.5	3.8	4.3	3.4	1.3	3.1	0.3	0.8	15.5

Note: All statistics are pro-rated based on an average per 40-minute game.