



# AUBURN UNIVERSITY AT MONTGOMERY BASKETBALL

2023-2024 AUM MEN'S BASKETBALL GAME NOTES | 36 POSTSEASON APPEARANCES | 12 NATIONAL TOURNAMENT APPEARANCES | 17 ALL-AMERICANS

**AUBURN MONTGOMERY**  
**6-9**  
OVERALL  
**3-8**  
GSC  
**NR/NR**  
NABC TOP 25 / D2SIDA TOP 25  
**MICHAEL CHEANEY**  
HEAD COACH  
**179-208**  
OVERALL  
**14th**  
SEASON

**AT**

**ALABAMA HUNTSVILLE**  
**11-5**  
OVERALL  
**9-3**  
GSC  
**NR/NR**  
NABC TOP 25 / D2SIDA TOP 25  
**JOHN SHULMAN**  
INTERIM HEAD COACH  
**247-179**  
OVERALL  
**21st**  
SEASON

## STARTING LINEUP: WARHAWKS

### ➔ GAME INFORMATION:

**GM NO. 16:** Auburn Montgomery at Alabama Huntsville | **Venue:** Spragins Hall | **City:** Huntsville, Ala. | **Tipoff:** Monday, Jan. 22, 5 PM  
**Television:** FloSports **Live Stats:** UAHChargers.com | **Social Media:** @AUMWarhawksMBB

### ➔ WARHAWKS DISMANTLE VALDOSTA STATE:

Jack Henderson knocked down seven three-pointers, the University of Montevallo connected on 14 three-pointers on the night, and the Auburn University at Montgomery men's basketball team fell 86-78 at the hands of the Falcons onlast time out at the AUM Athletics Complex. In the loss, AUM turned in its fifth game of the season with more than 40 rebounds, as the Warhawks out-rebounded the Falcons 41-31. Both teams combined to hit 25 three-pointers on the night. Rhodes totaled his third double-double of the season and ripped down a season-high 14 rebounds. The Warhawks bench posted 40 points on the night, while Montevallo's bench did not score a point. AUM had 17 offensive rebounds and 26 second-chance points on the evening. Gaston scored in double figures for the seventh straight game.


### ➔ CLEANING UP THE BOARDS:

A season removed from averaging 37.0 rebounds per game to lead the Gulf South Conference, AUM is ranked third in the league in rebounds per game (37.1) through 15 contests this season. The Warhawks rank 10th in the league thus far in defensive rebounds per game (23.3), but are the No. 2 offensive rebounding team in the conference at 13.8 per game. Malachi Rhodes leads the way with 7.2 rebounds per game, good for third in the GSC, Jalen Gaston sits second on the team at 4.8 rebounds per game, and Deven Tucker is third with 4.7 rebounds.


### ➔ SCOUTING THE CHARGERS:

Alabama Huntsville enters the game 11-5 overall, 9-3 in the Gulf South Conference, and sit in second place in the standings just 1.5 games out of first. Tommy Murr, a Lipscomb transfer, leads the Chargers at 17.7 points per game. Murr ranks fourth in the league in scoring, while Luke Burnett's 16.3 points per game are second on the squad and ranks eighth in the GSC. Jack Kostel rounds out the double-digit scorers for UAH at 11.0 points per contest. Kostel is also the team's leading rebounder at 6.4 boards per night from his guard position while Dane Harding is the team's leading assist man at 4.1 per game. The Chargers are second in the league in points per game, second in field goal percentage, third in three-point field goal percentage, and second in free throw percentage.

## PROBABLE STARTING LINEUP:



**JALEN GASTON**  
Sr. • G • 6-2 • 175



**DEVEN TUCKER**  
Sr. • F • 6-5 • 190



**MALACHI RHODES**  
Sr. • F • 6-8 • 235



**JALIL ROBINSON**  
Jr. • G • 5-10 • 160



**JELAL WILLIAMS**  
R-Sr. • F • 6-9 • 185

## ▶ 2023-2024 SCHEDULE & RESULTS

OVERALL RECORD:	6-9
GSC:	3-8
NON-CONFERENCE:	3-1
HOME   AWAY   NEUTRAL:	3-4   3-5   0-0

### NOVEMBER (2-4)

1	at Auburn (Exhibition)	L, 102-66
10	at Saint Leo Univ.*	W, 77-74
11	at RV Florida Southern College*	W, 68-65
21	at Spring Hill College	L, 99-89
25	at #6/#22 Univ. of West Georgia*	L, 76-55
27	Univ. of Alabama in Huntsville*	L, 84-75
30	at RV Univ. of West Alabama*	L, 87-65

### DECEMBER (3-3)

3	Shorter Univ.*	W, 71-62
8	at Delta State Univ.*	L, 72-60
10	at Mississippi College*	L, 65-61
15	Lee (Tenn.) Univ.*	L, 83-73
19	Georgia College	W, 80-56
31	Christian Brothers Univ.*	W, 89-80

### JANUARY (1-2)

2	Union (Tenn.) Univ.*	L, 90-84
6	at Valdosta State Univ.*	W, 88-76
13	Univ. of Montevallo*	L, 86-78
22	at Univ. of Alabama in Huntsville*	4 PM
24	Univ. of West Alabama*	7:30 PM
27	at Shorter Univ.*	3 PM

### FEBRUARY (0-0)

1	Mississippi College*	7:30 PM
3	Delta State Univ.*	4 PM
7	at Lee (Tenn.) Univ.*	6:30 PM
10	Univ. of West Georgia*	4 PM
8	at University of West Florida*	7:30 PM
15	at Union (Tenn.) Univ.*	7:30 PM
17	at Christian Brothers Univ.*	3 PM
22	Univ. of West Florida*	7:30 PM
24	Valdosta State Univ.*	4 PM

### MARCH (0-0)

2	at Univ. of Montevallo*	4 PM
5	GSC Super Tuesday!	TBA
9 & 10	GSC Final Four!	TBA
15-19	NCAA South Regional*	TBA
26-30	NCAA Elite Eight*	TBA
30	NCAA National Championship	TBA

\* - GSC Games | \* - GSC/GSC Crossover Challenge

1 - GSC Semifinals & Finals Played at Pete Hanna Center in Birmingham, Ala.

\* NCAA South Regional Games Played at Host Campus Site TBA | \* NCAA Elite Eight Games Played at TBA

ALL TIMES CENTRAL



## NEWS & NOTES:

### ➔ RETURNING WARHAWKS:

The Warhawks return nine players from last season's squad that went 15-14 and 13-11 in the GSC. AUM finished the season sixth in the Gulf South Conference standings, which earned them the highest conference tournament seed (No. 6) in the program's NCAA Division II history. While two of AUM's leading scorers from last season (James Graham and Roderick Smith) are now playing professionally overseas, the Warhawks return Jalen Gaston, Deven Tucker, Sam Youngblood, Travis Anderson, JaQuan Tyus, Zameron Boozer, Jelal Williams, and Gilbert Croley from last season's squad. Anderson returns as AUM's leading scorer from last season at 14.1 points per game. He also led the team in assists (4.0 per game). Gaston was the squad's third-leading scorer at 13.0 points per game and was also the team's third-leading rebounder (5.0 per game) last season. Joe Lanzi also averaged double figures at 11.4 points per game.

### ➔ ANDERSON NAMED PRESEASON ALL-GSC:

Auburn University at Montgomery guard Travis Anderson was named to the Preseason All-GSC team at the start of the season. Anderson, a senior from Atlanta, Ga., led the Warhawks in scoring at 14.1 points per game last year. He also led the team in three-pointers made (59), free throw percentage (85.1 percent), assists (4.0 per game), and minutes (35.1). Anderson also ranked 15th in the GSC in scoring, fourth in assists, 10th in assist-to-turnover ratio, third in free throw percentage, and sixth in minutes per game.

### ➔ GULF SOUTH CONFERENCE PRESEASON POLL:

AUM was picked to finish 6th in this season's preseason coaches' poll. The University of Alabama in Huntsville was picked to win the league, and the defending GSC tournament champion the University of West Alabama was picked second. The University of West Georgia (third), Valdosta State University (fourth), and Lee University (fifth), sit just ahead of the Warhawks in the poll.

### ➔ CHEANEY TALLIES 100TH AUM VICTORY:

Head coach Michael Cheaney secured his 100th career victory leading the Auburn Montgomery men's basketball program with a Warhawk win over West Florida last season on Feb. 16 last season. Cheaney enters his 10th season at the helm of AUM. Last season, he helped lead the black and orange to 15 wins, the second-highest win total for the program since a 17-win 2015-16 season.

### ➔ INSTANT IMPACT:

A season removed from getting 49 percent of its scoring from newcomers, AUM has seen newcomers account for 43.4 percent of the team's points thus far. Jalil Robinson leads the way for the newcomers at 13.4 points per game, with 3.5 rebounds, 3.4 assists, and 1.9 steals per contest. Forward Malachi Rhodes, a transfer from McNeese State, adds 12.9 points per game and 7.2 rebounds per game for the black and orange. Chappelle Whitney, a freshman from Warren Central High School in Bowling Green, Kentucky, is averaging 5.6 points and 2.9 rebounds as well for the Warhawks.

### ➔ SWIPING THE BASKETBALL:

The Warhawks rank first in the GSC in steals (151) and rank first in the league in steals per game (10.1) to open the year. Jalil Robinson leads the way at 1.9 per game (27), which ranks fourth in the GSC. Deven Tucker's 1.7 steals per game (26) rank sixth in the league, and Jalen Gaston's 1.5 a game (19) ranks eighth in the GSC. Malachi Rhodes (19), Jelal Williams (13), Travis Anderson (12) and Gilbert Croley (10) all rank top seven on the team in total steals. Joseph Lanzi (9), Chappelle Whitney (8), Sam Youngblood (4), Zameron Boozer (3), and Ja'Quan Tyus (1) all also have steals for AUM.

### ➔ THE MICHAEL CHEANEY FILE:

The Warhawks' head men's basketball coach, Michael Cheaney, enters his 10th season at the helm of Auburn Montgomery and 14th overall as a collegiate head coach. Cheaney, a coaching veteran with more than 20 years of experience at the NCAA Division I, II, III and NAIA levels, took over the helm of AUM after spending four seasons as head coach at Voorhees College in Denmark, S.C.



Last season, AUM posted a record of 15-14 and went 13-11 in league play to earn the school's highest conference tournament seed (No. 6) in the program's NCAA Division II history. James Graham and Roderick Smith, the leading scorers a season ago for the Warhawks, both signed professional contracts to continue their careers overseas.

The 2021-2022 season was highlighted by senior guard Isaiah Hart being named Second Team All-GSC. Hart finished third in the conference in points per game (18.2) and led the GSC with 114 assists. Senior guard Jeremiah Bozeman was named to the GSC All-Academic Team and the CoSIDA Academic All-District Team for his efforts both on the court and in the classroom. The Warhawks led all of NCAA Division II with 174 total blocked shots and 6.2 blocks per game. Junior forward James Graham led the GSC with 58 blocks while Roderick Smith ranked second with 42 and Jelal Williams ranked fifth with 30. Hart took home GSC player of the week honors twice while Bozeman and Graham were also named conference player of the week in 2021-22.

Prior to joining the coaching ranks, Cheaney was a standout student-athlete at Kentucky Wesleyan University. During his playing career, Cheaney earned the Senior Award as the Panthers' outstanding athlete and set the school record for field goal percentage, which he still owns today. He was also named the team's Most Improved Player. He still owns that Cheaney earned his bachelor's degree in criminal justice from Kentucky Wesleyan in 1996. He went on to earn a master's in sports management from Indiana State University.



## ▶ HOW THEY COMPARE

	TALE OF THE TEAMS CATEGORY	
74.2	POINTS PER GAME	82.3
43.8	FIELD GOAL PERCENTAGE	49.2
34.6	3-PT FIELD GOAL PERCENTAGE	37.5
70.2	FREE THROW PERCENTAGE	78.6
37.1	REBOUNDS PER GAME	34.6
13.4	ASSISTS PER GAME	16.1
16.3	TURNOVERS PER GAME	12.7
0.5	TURNOVER MARGIN	-0.7
0.8	ASSIST-TURNOVER RATIO	1.3
18.7	POINTS OFF TURNOVERS	14.1
10.1	STEALS PER GAME	7.1
3.0	BLOCKS PER GAME	2.3

## ▶ ALL-TIME SERIES HISTORY


DATE	SCORE	H/A/N
12.11.1975	W, 103-99	A
1.13.1976	L, 85-74	H
12.11.1976	L, 82-75	H
2.11.1977	L, 86-84	A
12.17.1977	L, 63-55	A
1.27.1978	L, 71-48	H
2.23.1978	L, 77-56	A
1.25.1978	L, 102-85	H
1.13.1979	W, 79-66	A
2.23.1979	L, 88-70	H*
12.6.1979	L, 100-81	A
1.18.1980	L, 72-60	H
2.23.1980	L, 84-68	H*
1.10.1981	W, 91-82	A
2.7.1981	L, 96-75	H
1.9.1982	W, 47-44	H
2.12.1982	W, 58-56	A
2.24.1982	L, 50-45	H
12.10.1982	W, 60-54	H
1.15.1983	W, 75-63	A
2.14.1983	L, 69-55	H
2.25.1983	L, 73-70	A
3.5.1983	L, 75-63	A*
1.19.1984	W, 84-79	A
2.11.1984	W, 99-60	A
1.19.1985	W, 65-62	A
2.18.1985	W, 66-59	H
1.11.1986	W, 83-66	A
2.20.1986	W, 77-75	H
1.26.1987	W, 75-59	A
2.23.1987	W, 78-76	A
12.11.1987	W, 88-77	H
1.2.1988	W, 86-75	H
1.14.1988	W, 97-80	A
12.21.1991	L, 81-80	H
12.19.1992	W, 103-97	H
1.26.2011	L, 61-46	H
1.13.2018	L, 106-77	H
12.1.2018	L, 80-78	H
1.25.2019	L, 68-54	A
1.22.2022	W, 107-97 (2OT)	H
1.19.2022	L, 84-74	A
1.14.2023	W, 83-78	H
1.27.2023	L, 84-75	H

Overall Series Record: UAH leads 23-21  
 Series Streak: UAH W1  
 AUM Home Record: 9-15  
 AUM Road Record: 12-8  
 AUM Neutral Site Record: -  
 AUM OT Record: 1-0




# AUBURN UNIVERSITY AT MONTGOMERY MEN'S BASKETBALL GAME NOTES

36 POSTSEASON APPEARANCES | 12 NATIONAL TOURNAMENT APPEARANCES | 17 ALL-AMERICANS



**JALEN GASTON**  
Sr. • G • 6-2 • 175



**DEVEN TUCKER**  
Sr. • F • 6-7 • 215



**SAM YOUNGBLOOD**  
Sr. • G • 6-4 • 200



**TRAVIS ANDERSON**  
Sr. • G • 6-0 • 175



**PAUL LANZI**  
Fr. • G • 6-4 • 175



**JOSEPH LANZI**  
Sr. • G • 6-5 • 185



**MALACHI RHODES**  
Sr. • G • 6-2 • 220



**JALIL ROBINSON**  
Jr. • G • 5-10 • 160



**JAQUAN TYUS**  
Sr. • F • 6-6 • 225



**ZAMERON BOOZER**  
Sr. • F • 6-8 • 240



**JELAL WILLIAMS**  
R-Sr. • F • 6-9 • 185



**GILBERT CROLEY**  
Jr. • G • 6-3 • 190



**CHAPPELLE WHITNEY**  
Jf. • F • 6-4 • 205



**JAMARIOUS MARTIN**  
Fr. • G • 5-10 • 155




**COLBY WILLIAMS**  
Fr. • F • 6-7 • 185



**HC**  
**MICHAEL CHEANEY**  
Head Coach



**AC**  
**BAILEY MCEWEN**  
Assistant Coach



**AT**  
**BRIELLE RINGLE**  
Athletic Training

## QUICK FACTS • INFORMATION

Location	Montgomery, Ala., 36124
Founded	1967
Enrollment	5,211
Nickname	Warhawks
Colors	Orange and Black
National Affiliation	NCAA Division II
Conference	Gulf South Conference
President	Dr. Carl Stockton
Athletic Director	Erik Maas
Senior Women's Administrator	Amber Rae Childers
FAR:	Dr. Courtney Waid
Stadium (Capacity)	AUM Athletics Complex (2,650)

## COACHING STAFF

Head Coach	Michael Cheaney
Alma Mater/Yr	Kentucky Wesleyan/1996
Record at AUM/Yrs	107-153/10th
Overall Record/Yrs	179-208/14th
Assistant Coach	Bailey McEwen/5th
Alma Mater/Yr	Southern Indiana/2017

## TEAM INFORMATION

2022-23 Record	15-14
Gulf South Conference Record	13-12
GSC Tournament	6th Seed
Final 2021-22 National Ranking	NR
Starters Returning/Lost (2021-22)	3/2
Letterwinners Returning/Lost (2021-22)	9/4

## BASKETBALL HISTORY

First Year of Basketball	1975
All-time Record:	813-631
All-time GSC Record:	47-85
NCAA Appearances/Record	N/A
Last Appearance	N/A
Place:	N/A
Result:	N/A
Location:	N/A

## EXTERNAL RELATIONS | ATHLETIC COMMUNICATIONS

The Auburn University at Montgomery **Sports Information Office** provides public relations to members of the media. Game day services include statistics, photography (when available), video clips (when available), and post-game access to coaches and student-athletes. The Sports Information office is located on the first floor of the AUM Athletics Complex in office suite 104.

**Primary Contact** ..... **Cody Clark**  
E-Mail: cclark26@aum.edu | Cell: (843) 610-6007

**Secondary Contact** ..... **Mark Gilliam**  
E-Mail: mgilliam@aum.edu | Cell: (205) 399-3114

## 2023-2024 AUBURN UNIVERSITY AT MONTGOMERY NUMERICAL ROSTER

#	NAME	POS	HT	WT	CLASS	HOMETOWN / PREVIOUS SCHOOL
0	Jalen Gaston	G	6-2	175	Sr.	Montgomery, Ala. / Enterprise State CC
1	Deven Tucker	F	6-5	190	Sr.	Birmingham, Ala. / Helena HS
2	Sam Youngblood	G	6-4	195	So.	McCalla, Ala. / McAdory HS
3	Travis Anderson	G	6-0	175	Jr.	Atlanta, Ga. / Charleston Southern
4	Paul Lanzi	G	6-4	175	Fr.	Chelsea, Ala. / Chelsea HS
5	Joseph Lanzi	G	6-5	185	Gr.	Chelsea, Ala. / Univ. of Charleston
10	Malachi Rhodes	F	6-8	235	Sr.	McDonough, Ga. / McNeese State
11	Jalil Robinson	G	5-10	160	Jr.	Tusculumbia, Ala. / Wallace State CC
14	JaQuan Tyus	F	6-6	225	Sr.	Memphis, Tenn. / Shawnee CC
15	Zameron Boozer	F	6-8	240	Sr.	Lanett, Ala. / Jacksonville Univ.
20	Jelal Williams	F	6-9	185	R-Sr.	Dallas, Ga. / UNC Pembroke
21	Gilbert Croley	G	6-3	170	Jr.	Atlanta, Ga. / East Coweta HS
22	Chappelle Whitney	F	6-4	205	Fr.	Bowling Green, Ky. / Warren Central HS
25	Jamarious Martin	G	5-10	155	Fr.	Valley, Ala. / Valley HS
32	Colby Williams	F	6-7	185	Fr.	Lawrenceville, Ga. / Discovery HS

**Head Coach:** Michael Cheaney (14th season - 10th at AUM)

**Assistant Coach:** Bailey McEwen (5th)

**Athletic Training:** Brielle Ringle (5th)

**Sports Information:** Cody Clark (4th - 2nd at AUM)





## GULF SOUTH CONFERENCE STANDINGS

SCHOOL	CONF	CPCT.	OVERALL	PCT.	HOME	AWAY	NEUTRAL	STREAK
WEST GEORGIA	10-2	.833	14-2	.875	8-0	4-2	2-0	W5
WEST ALABAMA	9-3	.750	12-4	.750	8-0	3-4	1-0	W2
ALABAMA HUNTSVILLE	9-3	.750	11-5	.688	6-3	5-1	0-1	L1
LEE	7-5	.583	9-5	.643	6-3	3-2	0-0	L3
UNION	7-5	.583	10-6	.625	4-3	4-3	2-0	W3
CHRISTIAN BROTHERS	7-5	.583	9-6	.600	4-2	5-4	0-0	W3
DELTA STATE	6-5	.545	8-7	.533	7-1	1-6	0-0	L3
MISSISSIPPI COLLEGE	6-5	.545	7-8	.467	5-2	1-6	1-0	L1
MONTEVALLO	5-7	.417	6-10	.375	4-3	2-6	0-1	W2
<b>AUBURN MONTGOMERY</b>	<b>3-8</b>	<b>.273</b>	<b>6-9</b>	<b>.400</b>	<b>3-4</b>	<b>3-5</b>	<b>0-0</b>	<b>L1</b>
WEST FLORIDA	3-8	.273	5-10	.333	3-2	1-8	1-0	W1
VALDOSTA STATE	3-9	.250	6-10	.375	4-3	1-7	1-0	L4
SHORTER	1-11	.083	3-13	.188	3-8	0-5	0-0	L11

## GULF SOUTH CONFERENCE WEEKLY HONORS

### PLAYER OF THE WEEK

Nov. 14	Zawdie Jackson, West Georgia
Nov. 21	Zawdie Jackson, West Georgia
Nov. 28	Beyuan Hendricks, Lee
Dec. 5	Braxton Williams, Valdosta State
Dec. 12	Camron Donatlon, West Georgia
Dec. 21	Beyuan Hendricks, Lee
Jan. 3	Tommy Murr, Alabama Huntsville
Jan. 9	Rashad Bolden, Mississippi College
Jan. 16	Camron Donatlon, West Georgia
Jan. 23	
Jan. 30	
Feb. 6	
Feb. 13	
Feb. 20	
Feb. 27	

### FRESHMAN OF THE WEEK

Nov. 14	Jordan Pyke, Union
Nov. 21	Jamarcus Wilkins, Lee
Nov. 28	Parker Applegate, Union
Dec. 5	Jordan Pyke, Union
Dec. 12	Willie Walton, Lee
Dec. 21	Jordan Pyke, Union
Jan. 3	Devaki Garr, Union
Jan. 9	Jordan Pyke, Union
Jan. 16	Jordan Pyke, Union
Jan. 23	
Jan. 30	
Feb. 6	
Feb. 13	
Feb. 20	
Feb. 27	



## NATIONAL ASSOCIATION OF BASKETBALL COACHES TOP 25 POLL | JAN. 16, 2023

RNK	SCHOOL	RECORD	POINTS	PREV
1	MINNESOTA STATE (16)	16-0	400	2
2	WEST TEXAS A&M	14-1	377	4
3	SAINT MARTIN'S, WASH.	14-1	350	5
4	DBU, TEXAS	13-1	343	6
5	MSU MOORHEAD, MINN.	15-1	318	1
6	NORTH GEORGIA	13-1	313	7
7	NOVA SOUTHEASTERN, FLA.	12-2	301	3
8	COLORADO MESA	13-2	289	11
9	BENEDICT, S.C.	13-1	243	8
10	CHICO STATE, CALIF.	12-2	237	15
11	EAST STROUDSBURG, PA.	13-1	227	16
12	FORT LEWIS, COLO.	13-2	206	9
13	WEST GEORGIA	14-2	188	19
14	FERRIS STATE, MICH.	13-3	165	12
15	GANNON, PA.	13-2	158	20
16	COLORADO SCHOOL OF MINES	14-3	140	23
17	LANDER, S.C.	12-2	137	24
18	CALIFORNIA, PA.	13-2	130	13
19	ANGELO STATE, TEXAS	12-3	93	10
20	WEST LIBERTY, W.VA.	11-3	87	25
21	MINOT STATE, N.D.	13-3	76	NR
22	USC AIKEN, S.C.	12-2	65	NR
23	POST, CONN.	12-2	54	NR
24	NORTHWEST MISSOURI STATE	11-4	49	14
25	MISSOURI WESTERN	12-3	42	NR

**OTHERS RECEIVING VOTES:** CENTRAL OKLAHOMA 24, CAL STATE LA 23, CHARLESTON (W.VA.) 23, UNC PEMBROKE (N.C.) 23, LUBBOCK CHRISTIAN (TEXAS) 20, ST. THOMAS AQUINAS (N.Y.) 19, MINNESOTA DULUTH 18, FLORIDA SOUTHERN 13, FLORIDA TECH 13, CAL STATE SAN BERNARDINO 7, WASHBURN (KAN.) 7, WINGATE (N.C.) 7, WALSH (OHIO) 6, FORT HAYS STATE (KAN.) 4, INDIANAPOLIS (IND.) 2, SAINT MICHAEL'S (VT.) 2, CONCORD (W.VA.) 1.

**DROPPED OUT:** CENTRAL OKLAHOMA (17), ST. THOMAS AQUINAS (18), CAL STATE LA (21), CAL STATE SAN BERNARDINO (22).



## WARHAWKS BY THE NUMBERS

**813**

wins that the AUM Warhawks men's basketball program has amassed since its debut season in 1975-1976. AUM has posted an all-time record of 813-631, which translates to a .560 winning percentage. AUM reached the 800-win mark as a program on Saturday, Jan. 14 in an 83-78 win over the University of Alabama in Huntsville.

**37.1**

rebounds per game that the Warhawks average this year. AUM ranked first in the GSC in per-game rebounding last season. They owned the top defensive rebounding mark and the second-best offensive-rebounding mark.

**36**

postseason appearances for the men's basketball program all-time between the NAIA and NCAA ranks. Last season, the Warhawks earned their second berth into the GSC tournament ever, with their highest seed ever (6-seed). The Warhawks put together 34 total conference, regional, and national tourney appearances as an NAIA institution.

**14.5**

points per game averaged this season by senior guard Jalen Gaston, which ranks first on the team. The 6-foot-2 guard leads the team in scoring at 14.5 points per game, and has been in double figures in 11 of his 13 games this year. Gaston adds 4.8 rebounds, 3.1 assists, and 1.5 steals per game this year for the Warhawks.

**7.2**

rebounds per game from newcomer Malachi Rhodes, which tops the team. The 6-foot-8 forward, a McNeese State transfer, ranks fourth in the GSC in rebounds per game. Rhodes also ranks fifth in the league with 44 offensive rebounds. Additionally, the McDonough, Ga. native ranks second in the GSC offensive rebounds per contest at 2.9.

**4.7**

blocks per game AUM averaged last season, which led the GSC. The black and orange led all of NCAA Division II in blocks with 6.2 blocks per game in 28 games played in the 2021-2022 campaign.





## GAME-BY-GAME TEAM COMPARISONS

Opponent	W/L	FGM-FGA	PCT.	3PM-3PA	PCT.	FTM-FTA	PCT.	OReb	DReb	TotReb	PF	AST	TO	BLK	STL	1stH	2ndH	OT	PTS
AUBURN MONTGOMERY	W	27-57	47.4%	2-11	18.2%	21-26	80.8%	8	17	25	22	5	11	2	13	40	37	-	77
at Saint Leo		26-48	54.2%	4-17	23.5%	18-25	72%	8	25	33	17	10	23	1	5	33	41	-	74
AUBURN MONTGOMERY	W	27-72	37.5%	8-13	61.5%	6-12	50%	25	27	52	13	15	23	2	8	35	33	-	68
at Florida Southern		24-60	40%	7-22	31.8%	10-12	83.3%	9	23	32	11	14	18	9	13	40	25	-	65
AUBURN MONTGOMERY	L	29-66	43.9%	4-14	28.6%	27-35	77.1%	21	17	38	34	9	18	1	11	38	51	-	89
at Spring Hill		24-45	53.3%	10-21	47.6%	41-50	82%	7	19	26	22	15	21	7	7	43	56	-	99
AUBURN MONTGOMERY	L	22-66	33.3%	1-11	9.1%	10-14	71.4%	14	23	37	15	9	16	3	11	24	31	-	55
at #22/#6 West Georgia*		28-64	43.8%	7-21	33.3%	13-16	81.3%	14	32	46	12	12	16	5	11	36	40	-	76
Alabama Huntsville*		28-60	46.7%	16-39	41%	12-14	85.7%	11	24	35	10	20	17	2	12	37	47	-	84
AUBURN MONTGOMERY	L	29-62	46.8%	11-30	36.7%	6-8	75%	7	21	28	16	16	14	3	11	38	37	-	75
AUBURN MONTGOMERY	L	25-60	41.7%	5-17	29.4%	10-20	50%	17	20	37	32	11	18	1	5	29	36	-	65
at RV West Alabama*		26-61	42.6%	10-23	43.5%	25-32	78.1%	19	24	43	17	16	14	1	7	44	43	-	87
Shorter*		21-57	36.8%	7-27	25.9%	13-17	76.5%	6	18	24	13	13	11	2	10	23	39	-	62
AUBURN MONTGOMERY	W	29-55	52.7%	4-15	26.7%	9-14	64.3%	11	31	42	19	15	18	2	5	39	32	-	71
AUBURN MONTGOMERY	L	25-59	42.4%	6-20	30%	4-9	44.4%	9	29	38	15	11	21	4	13	17	43	-	60
at Delta State*		23-61	37.7%	12-35	34.3%	14-18	77.8%	7	18	25	14	11	16	5	13	35	37	-	72
AUBURN MONTGOMERY	L	19-52	36.5%	4-15	26.7%	19-23	82.6%	10	24	34	17	11	14	4	10	23	38	-	61
at Mississippi College*		21-52	40.4%	7-20	35%	16-20	80%	10	27	37	14	12	15	4	3	30	35	-	65
Lee (Tenn.)*		20-51	39.2%	9-27	33.3%	34-46	73.9%	15	23	38	12	15	17	4	6	45	38	-	83
AUBURN MONTGOMERY	L	29-60	48.3%	7-17	41.2%	8-15	53.3%	11	22	33	27	17	19	4	11	35	38	-	73
Georgia College		22-62	35.5%	1-22	4.5%	11-18	61.1%	13	24	37	9	3	18	3	8	22	34	-	56
AUBURN MONTGOMERY	W	33-73	45.2%	8-22	36.4%	6-10	60%	15	32	47	19	15	15	4	12	34	46	-	80
Christian Brothers*		25-62	40.3%	5-26	19.2%	25-27	92.6%	16	22	38	13	12	15	4	10	53	27	-	80
AUBURN MONTGOMERY	W	34-65	52.3%	12-27	44.4%	9-9	100%	9	23	32	17	21	12	6	10	47	42	-	89
Union (Tenn.)*		29-58	50%	8-26	30.8%	24-34	70.6%	13	34	47	19	14	23	2	6	35	55	-	90
AUBURN MONTGOMERY	L	31-82	37.8%	7-24	29.2%	15-19	78.9%	19	22	41	24	15	12	1	17	32	52	-	84
AUBURN MONTGOMERY	W	33-65	50.8%	13-24	54.2%	9-11	82%	14	17	31	27	18	18	6	10	42	46	-	88
at Valdosta State*		23-62	37.1%	4-17	23.5%	26-36	72.2%	1	-15	31	12	11	16	1	8	29	47	-	76
Montevallo*		28-57	49.1%	14-31	45.2%	16-23	69.6%	9	22	31	13	18	12	2	9	43	43	-	86
AUBURN MONTGOMERY	L	28-65	43.1%	11-38	28.9%	11-17	64.7%	17	24	41	18	13	16	2	4	31	47	-	78
AUBURN MONTGOMERY																			
at Alabama Huntsville*																			
West Alabama*																			
AUBURN MONTGOMERY																			
AUBURN MONTGOMERY																			
at Shorter*																			
Mississippi College*																			
AUBURN MONTGOMERY																			
Delta State*																			
AUBURN MONTGOMERY																			
AUBURN MONTGOMERY																			
at Lee (Tenn.)*																			
West Georgia*																			
AUBURN MONTGOMERY																			
AUBURN MONTGOMERY																			
at West Florida*																			
AUBURN MONTGOMERY																			
at Union (Tenn.)*																			
AUBURN MONTGOMERY																			
at Christian Brothers*																			
West Florida*																			
AUBURN MONTGOMERY																			
Valdosta State*																			
AUBURN MONTGOMERY																			
AUBURN MONTGOMERY																			
at Montevallo*																			



## WARHAWKS POINTS-REBOUNDS-ASSISTS

	#0	#1	#2	#3	#4	#5	#10	#11	#14	#15	#20	#21	#22	#25	#32
OPPONENT	GASTON	TUCKER	YOUNGBLOOD	ANDERSON	P. LANZI	J. LANZI	RHODES	ROBINSON	TYUS	BOOZER	WILLIAMS	CROLEY	WHITNEY	MARTIN	WILLIAMS
at Saint Leo	19-5-1	4-2-1	-	-	-	-	10-4-0	22-2-1	-	4-4-0	5-2-0	7-4-1	6-1-1	-	-
at RV Florida Southern	15-5-4	10-10-0	-	-	0-0-0	-	6-12-2	13-3-4	0-0-0	-	0-2-0	11-8-5	13-5-0	-	-
at Spring Hill	13-6-4	15-3-2	-	-	0-0-0	-	15-12-1	17-2-1	1-1-0	6-1-0	2-3-1	7-1-0	13-4-0	0-0-0	0-1-0
at #22/#6 West Georgia*	3-9-3	4-2-1	-	3-3-0	-	-	15-6-0	15-2-3	2-2-1	4-1-0	5-4-1	4-3-0	0-1-0	-	-
Ala.-Huntsville*	35-5-4	6-7-0	-	5-1-3	-	-	6-2-1	11-4-3	-	2-3-0	4-3-0	6-3-5	0-0-0	-	-
at RV West Alabama*	5-2-2	2-1-0	-	3-1-2	6-0-0	-	8-4-0	15-4-2	2-1-0	5-8-0	7-8-3	3-2-0	9-2-1	-	-
Shorter*	-	10-8-0	-	-	3-0-0	-	17-3-1	23-6-8	-	-	1-3-0	4-4-1	13-13-4	0-0-1	0-1-0
at Delta State*	-	2-7-0	-	-	-	7-4-1	12-8-1	23-2-4	-	-	6-4-0	0-5-2	10-8-3	-	-
at Miss. College*	16-3-3	4-4-0	-	-	-	10-2-2	15-10-0	5-2-3	-	-	7-6-1	4-2-1	0-1-1	-	-
Lee*	11-2-3	7-7-2	15-3-0	17-2-3	0-1-0	2-1-0	12-4-4	7-3-4	-	-	2-6-1	-	0-1-0	-	-
RV Georgia College	11-6-3	3-6-2	13-3-2	12-5-1	2-0-0	4-2-2	22-9-0	4-4-4	-	3-2-0	2-5-1	4-1-0	0-1-0	0-1-0	0-0-0
Christian Brothers*	16-5-6	10-4-0	3-2-0	5-3-4	-	20-4-4	17-7-3	12-3-4	2-0-0	-	2-1-0	2-0-0	-	-	-
Union*	15-8-2	1-2-1	4-2-3	21-2-2	-	10-3-2	12-9-0	12-9-4	-	-	0-5-0	-	9-0-1	-	-
at Valdosta State*	16-6-2	0-5-2	5-1-0	26-6-5	-	13-4-3	8-4-0	10-0-4	-	-	4-4-1	-	6-1-1	-	-
Montevallo*	14-1-3	2-3-0	10-1-1	18-2-3	-	4-5-3	18-14-1	12-6-2	-	-	0-2-0	0-2-0	-	-	-
at Ala.-Huntsville*															
West Alabama*															
at Shorter*															
Miss. College*															
Delta State*															
at Lee*															
West Georgia*															
at West Florida*															
at Union*															
at Christian Brothers*															
West Florida*															
Valdosta State*															
at Montevallo*															

## WARHAWKS GAME-HIGHS

Opponent	Pts	Rebs	Asts	Stls	Blks
at Saint Leo	Robinson (22)	Gaston (5)	Five w/ 1	Two w/ 4	Two w/ 1
at RV Florida Southern	Gaston (15)	Rhodes (12)	Croley (5)	Four w/ 2	Two w/ 1
at Spring Hill	Robinson (17)	Rhodes (12)	Gaston (4)	Tucker (4)	Robinson (1)
at #22/#6 West Ga.*	Two w/ 15	Gaston (9)	Two w/ 3	Tucker (3)	Three w/ 1
Ala.-Huntsville*	Gaston (35)	Tucker (7)	Croley (5)	Tucker (3)	J. Williams (2)
at RV West Alabama*	Robinson (15)	Two w/ 8	J. Williams (3)	Robinson (3)	Whitney (1)
Shorter*	Robinson (23)	Whitney (13)	Robinson (8)	Tucker (2)	Two w/ 1
at Delta State*	Robinson (23)	Two w/ 8	Robinson (4)	Lanzi (3)	J. Williams (3)
at Miss. College*	Gaston (16)	Rhodes (10)	Two w/ 3	Two w/ 3	Rhodes (2)
Lee*	Anderson (17)	Tucker (7)	Rhodes (4)	Gaston (3)	Rhodes (3)
RV Georgia College	Rhodes (22)	Rhodes (9)	Robinson (4)	Rhodes (4)	J. Williams (4)
Christian Brothers*	J. Lanzi (20)	Rhodes (7)	Gaston (6)	Four w/ 2	Two w/ 1
Union*	Anderson (21)	Two w/ 9	Robinson (4)	Anderson (5)	Tucker (1)
at Valdosta State*	Anderson (26)	Two w/ 6	Anderson (5)	J. Lanzi (3)	Rhodes (4)
Montevallo*	Two w/ (18)	Rhodes (14)	Three w/ 3	Robinson (2)	Two w/ 1
at Ala.-Huntsville*					
West Alabama*					
at Shorter*					
Miss. College*					
Delta State*					
at Lee*					
West Georgia*					
at West Florida*					
at Union*					
at Christian Brothers*					
West Florida*					
Valdosta State*					
at Montevallo*					

## WARHAWKS STARTING LINEUPS

Opponent	G	G	G	F	F
at Saint Leo	Robinson	Gaston	Croley	Tucker	Rhodes
at RV Florida Southern	Robinson	Gaston	Croley	Tucker	Rhodes
at Spring Hill	Robinson	Gaston	Croley	Tucker	Rhodes
at #22/#6 West Ga.*	Robinson	Gaston	Croley	Tucker	Rhodes
Ala.-Huntsville*	Robinson	Gaston	Croley	Tucker	Rhodes
at RV West Alabama*	Robinson	Gaston	Croley	Tucker	Rhodes
Shorter*	Robinson	Gaston	Croley	Tucker	Rhodes
at Delta State*	Robinson	Croley	Whitney	Tucker	Rhodes
at Miss. College*	Robinson	Croley	Whitney	Tucker	Rhodes
Lee*	Robinson	Gaston	J. Lanzi	Rhodes	J. Williams
RV Georgia College	Robinson	Gaston	J. Lanzi	Rhodes	J. Williams
Christian Brothers*	Robinson	Gaston	J. Lanzi	Rhodes	J. Williams
Union*	Robinson	Gaston	J. Lanzi	Rhodes	J. Williams
at Valdosta State*	Anderson	Gaston	J. Lanzi	Tucker	J. Williams
Montevallo*	Anderson	Gaston	J. Lanzi	Tucker	J. Williams
at Ala.-Huntsville*					
West Alabama*					
at Shorter*					
Miss. College*					
Delta State*					
at Lee*					
West Georgia*					
at West Florida*					
at Union*					
at Christian Brothers*					
West Florida*					
Valdosta State*					
at Montevallo*					



## RECORD VERSUS ALL OPPONENTS

### GULF SOUTH CONFERENCE SCHOOLS:

Alabama Huntsville	21-23
Christian Brothers	6-3
Delta State	5-9
Lee (Tenn.)	10-21
Mississippi College	6-5
Montevallo (Ala.)	35-32
Shorter	30-5
Union (Tenn.)	3-10
Valdosta State	5-15
West Alabama	1-13
West Georgia	1-12
West Florida	11-11

### ALABAMA SCHOOLS:

Alabama Birmingham	0-1
Alabama State	8-27
Athens State (Ala.)	33-34
Birmingham Southern	20-34
Concordia (Ala.)	9-1
Faulkner	44-33
Huntingdon	11-5
Jacksonville State	2-8
Miles (Ala.)	3-1
Mobile (Ala.)	20-14
Samford	0-3
Selma	28-3
South Alabama	0-2
Spring Hill	28-23
Stillman College	6-0
Talladega	51-8
Troy	4-7
Tuskegee	11-4

### OTHER OPPONENTS:

Albany State	0-2
Allen	1-0
Anderson	2-0
Arkansas-Monticello	0-1
Armstrong Atlantic State	0-1
Azusa Pacific	0-2
Baptist Christian	1-0
Barber-Scotia	1-1
Belhaven	9-12
Benedict College	0-1
Berry	8-5
Bethel (Tenn.)	1-1
Blue Mountain	3-0
Brevard	1-0
Brewton-Parker	30-6
Campbellsville	1-0
Carson Newman	0-1
Cedarville	1-0
Christian Heritage	1-0
Clafflin	3-3
Clark-Atlanta	0-2
Coastal Georgia	5-2
College of Charleston	3-2
Columbus State	3-2

Crichton	0-1
Cumberland	9-8
Dalton State	2-4
Daniel Payne	4-0
DeVry Institute	1-0
Dillard	22-9
Earl Paulk	3-0
Edward Waters	1-0
Embry-Riddle	2-2
Emmanuel	20-12
Eureka	1-0
Findlay	0-1
Flagler	0-1
Florida International	1-0
Florida Memorial	2-0
Florida Southern	1-0
Florida Tech	3-0
Fort Hays State	1-0
Fort Valley State	1-0
Francis Marion	0-1
Freed-Hardeman	0-4
Georgia College	3-1
Georgia Southwestern	16-20
Georgetown (Ky.)	0-1
Grace	1-0
Grand Canyon	0-1
Hastings	0-1
Hawaii Pacific	1-0
High Point	1-0
Indiana State	1-0
Jarvis Christian	1-0
Johnson C. Smith	2-0
Kansas State	0-1
Kearney State	0-1
Kennesaw State	1-0
Kentucky State	0-1
Kentucky Wesleyan	2-1
LaGrange	21-6
Lambuth	1-2
Lander	1-0
Lees-McRae	1-0
Life	1-15
Limestone	3-0
Lipscomb	0-1
Loyola-New Orleans	4-6
LSU-Shreveport	1-1
Martin Methodist	1-8
Middle Georgia State	3-4
Mohawk	1-0
Morris Brown	1-1
North Alabama	4-5
North Georgia	13-8
Oakwood	2-1
Oklahoma	0-1
Oklahoma Baptist	0-3
Oklahoma City	0-1
Paine	1-0
Patton	1-0

Paul Quinn	1-0
Pensacola Christian	1-0
Phillips	1-0
Piedmont	1-1
Pikeville	1-0
Point	2-2
Prairie View A&M	1-0
Puerto Rico-Mayaguez	1-0
Quincy	0-1
Reinhardt	15-5
Robert Morris-Chicago	0-1
Rollins College	0-3
South Carolina	0-1
Southeastern Baptist	1-0
South Carolina-Aiken	1-1
South Carolina-Spartanburg	0-1
Southern-Baton Rouge	0-1
Southern-New Orleans	14-3
Southern Benedictine	7-2
Southern Poly	14-21
Southern Wesleyan	23-8
St. Augustine's	0-1
St. Joseph's	1-0
St. Leo	1-1
St. Rose	1-0
St. Thomas Aquinas	0-1
Taylor (Ind.)	0-1
Tampa	1-0
Tennessee Temple	1-0
Tennessee Wesleyan	2-0
Texas College	4-1
Texas Tech	0-1
Thomas	3-1
Tiffin	1-0
Tougaloo	1-0
Trevecca Nazarene	4-2
Truett-McConnell	2-0
Tulane	0-1
Tusculum	1-0
University of the South	1-0
Voorhees	4-1
Washburn	0-1
Webber International	1-0
West Virginia Wesleyan	0-1
Westminster	0-1
Westmont	0-1
William Carey	27-15
William Jewell	2-0
Wisconsin-Eau Claire	1-0
Xavier (La.)	15-6
Young Harris	0-2

**OVERALL RECORD** 813-631 (.563)



# 2023-24 AUM Men's Basketball Combined Team Statistics All games

Page 1/1  
as of Jan 22, 2024

## Game Records

Record	Overall	Home	Away	Neutral
ALL GAMES	6-9	3-4	3-5	0-0
CONFERENCE	3-8	2-4	1-4	0-0
NON-CONFERENCE	3-1	1-0	2-1	0-0

## Score by Periods

Team	1st	2nd	OT	TOT
AUM	504	609	0	1113
Opponents	548	607	0	1155

## Team Box Score

No.	Player				Total		3-Point		F-Throw		Rebounds													
		GP-GS	MIN	AVG	FG-FGA	FG%	3FG-3FGA	3FG%	FT-FTA	FT%	OFF	DEF	TOT	AVG	PF	DQ	A	TO	BLK	STL	PTS	AVG		
0	GASTON, Jalen	13-12	419:49	32.3	75-173	.434	29-76	.382	10-17	.588	20	43	63	4.8	36	2	40	38	1	19	189	14.5		
11	ROBINSON, Jalil	15-13	435:19	29.0	62-143	.434	19-48	.396	58-66	.879	8	44	52	3.5	32	1	51	30	3	27	201	13.4		
10	RHODES, Malachi	15-13	411:18	27.4	79-153	.516	5-14	.357	30-33	.909	44	64	108	7.2	46	3	14	41	15	19	193	12.9		
3	ANDERSON, Travis	9-2	237:24	26.4	38-106	.358	19-54	.352	15-21	.714	8	17	25	2.8	15	0	23	15	0	12	110	12.2		
5	LANZI, Joseph	8-6	223:28	27.9	27-77	.351	10-36	.278	6-8	.750	10	15	25	3.1	25	1	17	21	0	9	70	8.8		
2	YOUNGBLOOD, Sam	6-0	107:08	17.9	20-43	.465	9-25	.360	1-1	1.000	3	9	12	2.0	9	0	6	10	0	4	50	8.3		
22	WHITNEY, Chappelle	14-3	216:30	15.5	31-73	.425	8-22	.364	9-14	.643	10	30	40	2.9	14	0	12	15	2	8	79	5.6		
1	TUCKER, Deven	15-11	328:09	21.9	35-61	.574	0-0	.000	10-20	.500	33	38	71	4.7	41	1	11	23	7	26	80	5.3		
21	CROLEY, Gilbert	12-9	254:58	21.2	18-57	.316	2-16	.125	14-22	.636	4	30	34	2.8	26	0	15	21	1	10	52	4.3		
15	BOOZER, Zameron	6-0	64:57	10.8	10-22	.455	0-0	.000	4-8	.500	13	6	19	3.2	10	0	1	3	0	3	24	4.0		
20	WILLIAMS, Jelal	15-6	229:18	15.3	19-40	.475	0-2	.000	9-26	.346	28	30	58	3.9	45	2	9	14	16	13	47	3.1		
4	LANZI, Paul	6-0	25:43	4.3	3-5	.600	2-4	.500	3-4	.750	1	0	1	0.2	7	0	0	3	0	0	11	1.8		
14	TYUS, Jaquan	5-0	27:37	5.5	3-3	1.000	0-0	.000	1-2	.500	1	3	4	0.8	7	1	1	3	0	1	7	1.4		
32	WILLIAMS, Colby	3-0	13:49	4.6	0-2	.000	0-1	.000	0-0	.000	1	1	2	0.7	0	0	0	2	0	0	0	0.0		
25	MARTIN, Jamarius	3-0	04:32	1.5	0-1	.000	0-0	.000	0-0	.000	0	1	1	0.3	2	0	1	1	0	0	0	0.0		
Team											23	18	41					5						
Total		15	3000		420-959	.438	103-298	.346	170-242	.702	207	349	556	37.1	315	11	201	245	45	151	1113	74.2		
Opponents		15	3000		368-860	.428	121-374	.324	298-388	.768	173	350	523	34.9	208	1	196	252	52	128	1155	77.0		

## Team Statistics

	AUM	OPP
<b>Scoring</b>	<b>1113</b>	<b>1155</b>
Points per game	74.2	77.0
Scoring margin	-2.8	-
<b>Field goals-att</b>	<b>420-959</b>	<b>368-860</b>
Field goal pct	.438	.428
<b>3 point fg-att</b>	<b>103-298</b>	<b>121-374</b>
3-point FG pct	.346	.324
3-pt FG made per game	6.9	8.1
<b>Free throws-att</b>	<b>170-242</b>	<b>298-388</b>
Free throw pct	.702	.768
F-Throws made per game	11.3	19.9
<b>Rebounds</b>	<b>556</b>	<b>523</b>
Rebounds per game	37.1	34.9
Rebounding margin	+2.2	-
<b>Assists</b>	<b>201</b>	<b>196</b>
Assists per game	13.4	13.1
<b>Turnovers</b>	<b>245</b>	<b>252</b>
Turnovers per game	16.3	16.8
Turnover margin	+0.5	-
Assist/turnover ratio	0.8	0.8
<b>Steals</b>	<b>151</b>	<b>128</b>
Steals per game	10.1	8.5
<b>Blocks</b>	<b>45</b>	<b>52</b>
Blocks per game	3.0	3.5
<b>Winning streak</b>	<b>0</b>	<b>-</b>
Home win streak	0	-
<b>Attendance</b>	<b>1590</b>	<b>3749</b>
Home games-Avg/Game	7-227	8-469
Neutral site-Avg/Game	-	0-0

## Team Results

Date	Opponent		Score	Att.
11/10/2023	at Saint Leo	W	77-74	889
11/11/2023	at Fla. Southern	W	68-65	604
11/21/2023	at Spring Hill	L	89-99	106
11/25/2023	at West Ga.	L	55-76	324
11/27/2023	Alabama Huntsville	L	75-84	403
11/30/2023	at West Ala.	L	65-87	462
12/03/2023	Shorter	W	71-62	234
12/08/2023	at Delta St.	L	60-72	240
12/10/2023	at Mississippi Col.	L	61-65	233
12/15/2023	Lee	L	73-83	189
12/19/2023	Georgia College	W	80-56	113
12/31/2023	Christian Brothers	W	89-80	184
01/02/2024	Union (TN)	L	84-90	189
01/06/2024	at Valdosta St.	W	88-76	891
01/13/2024	Montevallo	L	78-86	278





2023-24 AUM Men's Basketball  
Category Leaders  
All games

Page 1/3  
as of Jan 22, 2024

### Points

##	Player	G	Pts	Pts/G
11	Robinson, Jalil	15	201	13.4
10	Rhodes, Malachi	15	193	12.9
0	Gaston, Jalen	13	189	14.5
3	Anderson, Travis	9	110	12.2
1	Tucker, Deven	15	80	5.3
22	Whitney, Chappelle	14	79	5.6
5	Lanzi, Joseph	8	70	8.8
21	Croley, Gilbert	12	52	4.3
2	Youngblood, Sam	6	50	8.3
20	Williams, Jelal	15	47	3.1
15	Boozer, Zameron	6	24	4.0
4	Lanzi, Paul	6	11	1.8
14	Tyus, Jaquan	5	7	1.4

### Scoring Average

##	Player	G	Pts	Pts/G
0	Gaston, Jalen	13	189	14.5
11	Robinson, Jalil	15	201	13.4
10	Rhodes, Malachi	15	193	12.9
3	Anderson, Travis	9	110	12.2
5	Lanzi, Joseph	8	70	8.8
2	Youngblood, Sam	6	50	8.3
22	Whitney, Chappelle	14	79	5.6
1	Tucker, Deven	15	80	5.3
21	Croley, Gilbert	12	52	4.3
15	Boozer, Zameron	6	24	4.0
20	Williams, Jelal	15	47	3.1
4	Lanzi, Paul	6	11	1.8
14	Tyus, Jaquan	5	7	1.4

### Field Goal Percentage

##	Player	FG	Att	Pct
14	Tyus, Jaquan	3	3	1.000
4	Lanzi, Paul	3	5	.600
1	Tucker, Deven	35	61	.574
10	Rhodes, Malachi	79	153	.516
20	Williams, Jelal	19	40	.475
2	Youngblood, Sam	20	43	.465
15	Boozer, Zameron	10	22	.455
11	Robinson, Jalil	62	143	.434
0	Gaston, Jalen	75	173	.434
22	Whitney, Chappelle	31	73	.425
3	Anderson, Travis	38	106	.358
5	Lanzi, Joseph	27	77	.351
21	Croley, Gilbert	18	57	.316

### Field Goal Attempts

##	Player	G	Att	Att/G
0	Gaston, Jalen	13	173	13.3
10	Rhodes, Malachi	15	153	10.2
11	Robinson, Jalil	15	143	9.5
3	Anderson, Travis	9	106	11.8
5	Lanzi, Joseph	8	77	9.6

### Field Goals Made

##	Player	G	Made	Made/G
10	Rhodes, Malachi	15	79	5.3
0	Gaston, Jalen	13	75	5.8
11	Robinson, Jalil	15	62	4.1
3	Anderson, Travis	9	38	4.2
1	Tucker, Deven	15	35	2.3



2023-24 AUM Men's Basketball  
Category Leaders  
All games

Page 2/3  
as of Jan 22, 2024

### 3-Point FG Percentage

##	Player	3FG	Att	Pct
4	Lanzi, Paul	2	4	.500
11	Robinson, Jalil	19	48	.396
0	Gaston, Jalen	29	76	.382
22	Whitney, Chappelle	8	22	.364
2	Youngblood, Sam	9	25	.360
10	Rhodes, Malachi	5	14	.357
3	Anderson, Travis	19	54	.352
5	Lanzi, Joseph	10	36	.278
21	Croley, Gilbert	2	16	.125

### 3-Point FG Attempts

##	Player	G	Att	Att/G
0	Gaston, Jalen	13	76	5.8
3	Anderson, Travis	9	54	6.0
11	Robinson, Jalil	15	48	3.2
5	Lanzi, Joseph	8	36	4.5
2	Youngblood, Sam	6	25	4.2

### 3-Point FG Made

##	Player	G	Made	Made/G
0	Gaston, Jalen	13	29	2.2
11	Robinson, Jalil	15	19	1.3
3	Anderson, Travis	9	19	2.1
5	Lanzi, Joseph	8	10	1.3
2	Youngblood, Sam	6	9	1.5

### Free Throw Percentage

##	Player	Made	Att	Pct
2	Youngblood, Sam	1	1	1.000
10	Rhodes, Malachi	30	33	.909
11	Robinson, Jalil	58	66	.879
5	Lanzi, Joseph	6	8	.750
4	Lanzi, Paul	3	4	.750
3	Anderson, Travis	15	21	.714
22	Whitney, Chappelle	9	14	.643
21	Croley, Gilbert	14	22	.636
0	Gaston, Jalen	10	17	.588
1	Tucker, Deven	10	20	.500
15	Boozer, Zameron	4	8	.500
14	Tyus, Jaquan	1	2	.500
20	Williams, Jelal	9	26	.346

### Free Throw Attempts

##	Player	G	Att	Att/G
11	Robinson, Jalil	15	66	4.4
10	Rhodes, Malachi	15	33	2.2
20	Williams, Jelal	15	26	1.7
21	Croley, Gilbert	12	22	1.8
3	Anderson, Travis	9	21	2.3

### Free Throws Made

##	Player	G	Made	Made/G
11	Robinson, Jalil	15	58	3.9
10	Rhodes, Malachi	15	30	2.0
3	Anderson, Travis	9	15	1.7
21	Croley, Gilbert	12	14	1.2
0	Gaston, Jalen	13	10	0.8

### Rebounds

##	Player	G	Reb	Reb/G
10	Rhodes, Malachi	15	108	7.2
1	Tucker, Deven	15	71	4.7
0	Gaston, Jalen	13	63	4.8
20	Williams, Jelal	15	58	3.9
11	Robinson, Jalil	15	52	3.5

### Assists

##	Player	G	Ast	Ast/G
11	Robinson, Jalil	15	51	3.4
0	Gaston, Jalen	13	40	3.1
3	Anderson, Travis	9	23	2.6
5	Lanzi, Joseph	8	17	2.1
21	Croley, Gilbert	12	15	1.3

### Rebounds Average

##	Player	G	Reb	Reb/G
10	Rhodes, Malachi	15	108	7.2
0	Gaston, Jalen	13	63	4.8
1	Tucker, Deven	15	71	4.7
20	Williams, Jelal	15	58	3.9
11	Robinson, Jalil	15	52	3.5

### Steals

##	Player	G	Stl	Stl/G
11	Robinson, Jalil	15	27	1.8
1	Tucker, Deven	15	26	1.7
0	Gaston, Jalen	13	19	1.5
10	Rhodes, Malachi	15	19	1.3
20	Williams, Jelal	15	13	0.9



2023-24 AUM Men's Basketball  
Category Leaders  
All games

Page 3/3  
as of Jan 22, 2024

### Offensive Rebounds

##	Player	G	OReb	OReb/G
10	Rhodes, Malachi	15	44	2.9
1	Tucker, Deven	15	33	2.2
20	Williams, Jelal	15	28	1.9
0	Gaston, Jalen	13	20	1.5
15	Boozer, Zameron	6	13	2.2

### Blocked Shots

##	Player	G	Blk	Blk/G
20	Williams, Jelal	15	16	1.1
10	Rhodes, Malachi	15	15	1.0
1	Tucker, Deven	15	7	0.5
11	Robinson, Jalil	15	3	0.2
22	Whitney, Chappelle	14	2	0.1

### Defensive Rebounds

##	Player	G	DReb	DReb/G
10	Rhodes, Malachi	15	64	4.3
11	Robinson, Jalil	15	44	2.9
0	Gaston, Jalen	13	43	3.3
1	Tucker, Deven	15	38	2.5
22	Whitney, Chappelle	14	30	2.1

### Minutes

##	Player	G	Min	Min/G
11	Robinson, Jalil	15	435	29:01
0	Gaston, Jalen	13	420	32:18
10	Rhodes, Malachi	15	411	27:25
1	Tucker, Deven	15	328	21:53
21	Croley, Gilbert	12	255	21:15

### Fouls

##	Player	G	PF	PF/G
10	Rhodes, Malachi	15	46	3.1
20	Williams, Jelal	15	45	3.0
1	Tucker, Deven	15	41	2.7
0	Gaston, Jalen	13	36	2.8
11	Robinson, Jalil	15	32	2.1

### Turnovers

##	Player	G	TO	TO/G
10	Rhodes, Malachi	15	41	2.7
0	Gaston, Jalen	13	38	2.9
11	Robinson, Jalil	15	30	2.0
1	Tucker, Deven	15	23	1.5
5	Lanzi, Joseph	8	21	2.6

### Foul Outs

##	Player	G	FO
10	Rhodes, Malachi	15	3
0	Gaston, Jalen	13	2
20	Williams, Jelal	15	2
11	Robinson, Jalil	15	1
5	Lanzi, Joseph	8	1



2023-24 AUM Men's Basketball  
Team Overall Conference  
All games

Page 1/2  
as of Jan 22, 2024

Summary

Player	Overall Statistics										Conference Statistics									
	GP-GS	MIN/G	FG%	3FG%	FT%	R/G	A/G	STL	BLK	PTS/G	GP-GS	MIN/G	FG%	3FG%	FT%	R/G	A/G	STL	BLK	PTS/G
GASTON, Jalen	13-12	32.3	.434	.382	.588	4.8	3.1	19	1	14.5	9-8	31.0	.425	.379	.538	4.6	3.1	12	1	14.6
ROBINSON, Jalil	15-13	29.0	.434	.396	.879	3.5	3.4	27	3	13.4	11-9	29.8	.453	.405	.914	3.7	3.7	17	2	13.2
RHODES, Malachi	15-13	27.4	.516	.357	.909	7.2	0.9	19	15	12.9	11-9	26.7	.562	.333	.905	6.5	1.0	13	14	12.7
ANDERSON, Travis	9-2	26.4	.358	.352	.714	2.8	2.6	12	0	12.2	8-2	27.0	.344	.340	.714	2.5	2.8	12	0	12.3
LANZI, Joseph	8-6	27.9	.351	.278	.750	3.1	2.1	9	0	8.8	7-5	28.6	.368	.345	.750	3.3	2.1	7	0	9.4
YOUNGBLOOD, Sam	6-0	17.9	.465	.360	1.000	2.0	1.0	4	0	8.3	5-0	17.3	.469	.316	1.000	1.8	0.8	3	0	7.4
WHITNEY, Chappelle	14-3	15.5	.425	.364	.643	2.9	0.9	8	2	5.6	10-3	15.2	.388	.250	.625	2.9	1.1	7	2	4.7
TUCKER, Deven	15-11	21.9	.574	.000	.500	4.7	0.7	26	7	5.3	11-8	20.2	.639	.000	.222	4.5	0.5	18	6	4.4
CROLEY, Gilbert	12-9	21.2	.316	.125	.636	2.8	1.3	10	1	4.3	8-6	19.8	.194	.000	.688	2.5	1.1	4	0	2.9
BOOZER, Zameron	6-0	10.8	.455	.000	.500	3.2	0.2	3	0	4.0	3-0	12.7	.417	.000	.250	4.0	0.3	3	0	3.7
WILLIAMS, Jelal	15-6	15.3	.475	.000	.346	3.9	0.6	13	16	3.1	11-5	16.2	.556	.000	.400	4.2	0.6	11	11	3.5
LANZI, Paul	6-0	4.3	.600	.500	.750	0.2	0.0	0	0	1.8	3-0	5.6	.500	.500	1.000	0.3	0.0	0	0	3.0
TYUS, Jaquan	5-0	5.5	1.000	.000	.500	0.8	0.2	1	0	1.4	3-0	6.6	1.000	.000	.000	1.0	0.3	0	0	2.0
WILLIAMS, Colby	3-0	4.6	.000	.000	.000	0.7	0.0	0	0	0.0	1-0	8.1	.000	.000	.000	1.0	0.0	0	0	0.0
MARTIN, Jamarious	3-0	1.5	.000	.000	.000	0.3	0.3	0	0	0.0	1-0	2.3	.000	.000	.000	0.0	1.0	0	0	0.0
Totals	15		.438	.346	.702	37.1	13.4	151	45	74.2	11		.440	.340	.692	35.8	14.3	107	36	72.6
Opponent	15		.428	.324	.768	34.9	13.1	128	52	77.0	11		.422	.339	.770	35.9	14.0	95	32	78.3

Scoring

Player	Overall Statistics								Conference Statistics							
	FG-FGA	FG%	3FG-3FGA	3FG%	FT-FTA	FT%	PTS	PTS/G	FG-FGA	FG%	3FG-3FGA	3FG%	FT-FTA	FT%	PTS	PTS/G
GASTON, Jalen	75-173	.434	29-76	.382	10-17	.588	189	14.5	51-120	.425	22-58	.379	7-13	.538	131	14.6
ROBINSON, Jalil	62-143	.434	19-48	.396	58-66	.879	201	13.4	48-106	.453	17-42	.405	32-35	.914	145	13.2
RHODES, Malachi	79-153	.516	5-14	.357	30-33	.909	193	12.9	59-105	.562	3-9	.333	19-21	.905	140	12.7
ANDERSON, Travis	38-106	.358	19-54	.352	15-21	.714	110	12.2	33-96	.344	17-50	.340	15-21	.714	98	12.3
LANZI, Joseph	27-77	.351	10-36	.278	6-8	.750	70	8.8	25-68	.368	10-29	.345	6-8	.750	66	9.4
YOUNGBLOOD, Sam	20-43	.465	9-25	.360	1-1	1.000	50	8.3	15-32	.469	6-19	.316	1-1	1.000	37	7.4
WHITNEY, Chappelle	31-73	.425	8-22	.364	9-14	.643	79	5.6	19-49	.388	4-16	.250	5-8	.625	47	4.7
TUCKER, Deven	35-61	.574	0-0	.000	10-20	.500	80	5.3	23-36	.639	0-0	.000	2-9	.222	48	4.4
CROLEY, Gilbert	18-57	.316	2-16	.125	14-22	.636	52	4.3	6-31	.194	0-10	.000	11-16	.688	23	2.9
BOOZER, Zameron	10-22	.455	0-0	.000	4-8	.500	24	4.0	5-12	.417	0-0	.000	1-4	.250	11	3.7
WILLIAMS, Jelal	19-40	.475	0-2	.000	9-26	.346	47	3.1	15-27	.556	0-0	.000	8-20	.400	38	3.5
LANZI, Paul	3-5	.600	2-4	.500	3-4	.750	11	1.8	2-4	.500	2-4	.500	3-3	1.000	9	3.0
TYUS, Jaquan	3-3	1.000	0-0	.000	1-2	.500	7	1.4	3-3	1.000	0-0	.000	0-0	.000	6	2.0
WILLIAMS, Colby	0-2	.000	0-1	.000	0-0	.000	0	0.0	0-2	.000	0-1	.000	0-0	.000	0	0.0
MARTIN, Jamarious	0-1	.000	0-0	.000	0-0	.000	0	0.0	0-0	.000	0-0	.000	0-0	.000	0	0.0
Totals	420-959	.438	103-298	.346	170-242	.702	1113	74.2	304-691	.440	81-238	.340	110-159	.692	799	72.6
Opponent	368-860	.428	121-374	.324	298-388	.768	1155	77.0	272-645	.422	99-292	.339	218-283	.770	861	78.3