



AUBURN UNIVERSITY AT MONTGOMERY BASKETBALL

2023-2024 AUM MEN'S BASKETBALL GAME NOTES | 36 POSTSEASON APPEARANCES | 12 NATIONAL TOURNAMENT APPEARANCES | 17 ALL-AMERICANS

AUBURN MONTGOMERY
6-8
OVERALL
3-7
GSC
NR/NR
NABC TOP 25 / D2SIDA TOP 25
MICHAEL CHEANEY
HEAD COACH
179-207
OVERALL
14th
SEASON

VS

MONTEVALLO
5-10
OVERALL
4-7
GSC
NR/NR
NABC TOP 25 / D2SIDA TOP 25
ANTHONY KOMARA
INTERIM HEAD COACH
15-28
OVERALL
2nd
SEASON

STARTING LINEUP: WARHAWKS LOOK TO FINISH ROAD TRIP ON A HIGH NOTE

➔ GAME INFORMATION:

GM NO. 15: Auburn Montgomery vs. Montevallo | **Venue:** AUM Athletics Complex | **City:** Montgomery, Ala. | **Tipoff:** Saturday, Jan. 14, 4 PM
Television: FloSports **Live Stats:** AUMathletics.com | **Social Media:** @AUMWarhawksMBB

➔ WARHAWKS DISMANTLE VALDOSTA STATE:

Sparked by a season-high 13 three-point field goals, the Auburn University at Montgomery men's basketball team secured an 88-76 road win over Valdosta State University last time out. The Warhawks, led by a season-high 26 points from Travis Anderson, made it three wins in the their last four games. Jalen Gaston (16), Joseph Lanzi (13), and Jalil Robinson (10) all joined Anderson in double figures. For the second straight night, Anderson scored 20-plus points and tallied the eighth such effort of his AUM career. Jalen Gaston made it six straight games scoring in double figures and Malachi Rhodes blocked four shots, tied for the most this season by a Warhawk. Valdosta State attempted 36 free throws to just 11 for the Warhawks, but AUM turned in its 11th contest with 10 or more steals. The Warhawks also posted 18 assists, the second-most of the season in that category, in the victory over the Blazers.


➔ CLEANING UP THE BOARDS:

A season removed from averaging 37.0 rebounds per game to lead the Gulf South Conference, AUM is ranked fifth in the league in rebounds per game (36.8) through 14 contests this season. The Warhawks rank 10th in the league thus far in defensive rebounds per game (23.2), but are the No. 2 offensive rebounding team in the conference at 13.6 per game. Malachi Rhodes leads the way with 6.7 rebounds per game, good for sixth in the GSC, Jalen Gaston sits second on the team at 5.2 rebounds per game, and Deven Tucker is third with 4.9 rebounds.


➔ SCOUTING THE FALCONS:

Jaylen Curry's 16.2 points per game leads four University of Montevallo men's basketball players in double figures coming into Saturday's face-off with the Warhawks. Curry also adds 4.9 rebounds per game and has done his damage in just 20.1 minutes per game. Cameron Glover ranks second on the team in scoring at 15.1 points per contest. Jack Henderson's 10.9 points per contest are third on the squad, and Brandon Fussell's 10.3 points per game round out the top four scorers. Curry and Henderson both grab 4.9 rebounds per game to lead the Falcons in that category, and Glover leads all regular Falcons in assists at 3.2 per night.

PROBABLE STARTING LINEUP:



JALEN GASTON
Sr. • G • 6-2 • 175



DEVEN TUCKER
Sr. • F • 6-5 • 190



MALACHI RHODES
Sr. • F • 6-8 • 235



JALIL ROBINSON
Jr. • G • 5-10 • 160



JELAL WILLIAMS
R-Sr. • F • 6-9 • 185

▶ 2023-2024 SCHEDULE & RESULTS

OVERALL RECORD:	6-8
GSC:	3-7
NON-CONFERENCE:	3-1
HOME AWAY NEUTRAL:	3-3 3-5 0-0

NOVEMBER (2-4)

1	at Auburn (Exhibition)	L, 102-66
10	at Saint Leo Univ.*	W, 77-74
11	at RV Florida Southern College*	W, 68-65
21	at Spring Hill College	L, 99-89
25	at #6/#22 Univ. of West Georgia*	L, 76-55
27	Univ. of Alabama in Huntsville*	L, 84-75
30	at RV Univ. of West Alabama*	L, 87-65

DECEMBER (3-3)

3	Shorter Univ.*	W, 71-62
8	at Delta State Univ.*	L, 72-60
10	at Mississippi College*	L, 65-61
15	Lee (Tenn.) Univ.*	L, 83-73
19	Georgia College	W, 80-56
31	Christian Brothers Univ.*	W, 89-80

JANUARY (1-1)

2	Union (Tenn.) Univ.*	L, 90-84
6	at Valdosta State Univ.*	W, 88-76
13	Univ. of Montevallo*	4 PM
20	at Univ. of Alabama in Huntsville*	4 PM
24	Univ. of West Alabama*	7:30 PM
27	at Shorter Univ.*	3 PM

FEBRUARY (0-0)

1	Mississippi College*	7:30 PM
3	Delta State Univ.*	4 PM
7	at Lee (Tenn.) Univ.*	6:30 PM
10	Univ. of West Georgia*	4 PM
8	at University of West Florida*	7:30 PM
15	at Union (Tenn.) Univ.*	7:30 PM
17	at Christian Brothers Univ.*	3 PM
22	Univ. of West Florida*	7:30 PM
24	Valdosta State Univ.*	4 PM

MARCH (0-0)

2	at Univ. of Montevallo*	4 PM
5	GSC Super Tuesday!	TBA
9 & 10	GSC Final Four!	TBA
15-19	NCAA South Regional*	TBA
26-30	NCAA Elite Eight*	TBA
30	NCAA National Championship	TBA

* - GSC Games | * - GSC/GSC Crossover Challenge

1 - GSC Semifinals & Finals Played at Pete Hanna Center in Birmingham, Ala.

*NCAA South Regional Games Played at Host Campus Site TBA | *NCAA Elite Eight Games Played at TBA

ALL TIMES CENTRAL



NEWS & NOTES:

➔ RETURNING WARHAWKS:

The Warhawks return nine players from last season's squad that went 15-14 and 13-11 in the GSC. AUM finished the season sixth in the Gulf South Conference standings, which earned them the highest conference tournament seed (No. 6) in the program's NCAA Division II history. While two of AUM's leading scorers from last season (James Graham and Roderick Smith) are now playing professionally overseas, the Warhawks return Jalen Gaston, Deven Tucker, Sam Youngblood, Travis Anderson, JaQuan Tyus, Zameron Boozer, Jelal Williams, and Gilbert Croley from last season's squad. Anderson returns as AUM's leading scorer from last season at 14.1 points per game. He also led the team in assists (4.0 per game). Gaston was also the team's third-leading scorer at 13.0 points per game and was also the team's third-leading rebounder (5.0 per game) last season. Joe Lanzi also averaged double figures at 11.4 points per game.

➔ ANDERSON NAMED PRESEASON ALL-GSC:

Auburn University at Montgomery guard Travis Anderson was named to the Preseason All-GSC team at the start of the season. Anderson, a senior from Atlanta, Ga., led the Warhawks in scoring at 14.1 points per game last year. He also led the team in three-pointers made (59), free throw percentage (85.1 percent), assists (4.0 per game), and minutes (35.1). Anderson also ranked 15th in the GSC in scoring, fourth in assists, 10th in assist-to-turnover ratio, third in free throw percentage, and sixth in minutes per game.

➔ GULF SOUTH CONFERENCE PRESEASON POLL:

AUM was picked to finish 6th in this season's preseason coaches' poll. The University of Alabama in Huntsville was picked to win the league, and the defending GSC tournament champion the University of West Alabama was picked second. The University of West Georgia (third), Valdosta State University (fourth), and Lee University (fifth), sit just ahead of the Warhawks in the poll.

➔ CHEANEY TALLIES 100TH AUM VICTORY:

Head coach Michael Cheaney secured his 100th career victory leading the Auburn Montgomery men's basketball program with a Warhawk win over West Florida last season on Feb. 16 last season. Cheaney enters his 10th season at the helm of AUM. Last season, he helped lead the black and orange to 15 wins, the second-highest win total for the program since a 17-win 2015-16 season.

➔ INSTANT IMPACT:

A season removed from getting 49 percent of its scoring from newcomers, AUM has seen newcomers account for 43.8 percent of the team's points thus far. Jalil Robinson leads the way for the newcomers at 13.5 points per game, with 3.3 rebounds, 3.5 assists, and 1.8 steals per contest. Forward Malachi Rhodes, a transfer from McNeese State, adds 12.5 points per game and 6.7 rebounds per game for the black and orange. Chappelle Whitney, a freshman from Warren Central High School in Bowling Green, Kentucky, is averaging 6.1 points and 2.9 rebounds as well for the Warhawks.

➔ SWIPING THE BASKETBALL:

The Warhawks rank first in the GSC in steals (147) and rank first in the league in steals per game (10.5) to open the year. Deven Tucker leads the way at 1.9 per game (26), which ranks fourth in the GSC. Jalil Robinson's 1.8 steals per game (25) rank sixth in the league, and Jalen Gaston's 1.6 a game (18) ranks eighth in the GSC. Malachi Rhodes (19), Jelal Williams (12), Travis Anderson (11) and Gilbert Croley (10) all rank top seven on the team in total steals. Joseph Lanzi (9), Chappelle Whitney (8), Sam Youngblood (4) Zameron Boozer (3), and Ja'Quan Tyus (1) all also have steals for AUM.

➔ THE MICHAEL CHEANEY FILE:

The Warhawks' head men's basketball coach, Michael Cheaney, enters his 10th season at the helm of Auburn Montgomery and 14th overall as a collegiate head coach. Cheaney, a coaching veteran with more than 20 years of experience at the NCAA Division I, II, III and NAIA levels, took over the helm of AUM after spending four seasons as head coach at Voorhees College in Denmark, S.C.



Last season, AUM posted a record of 15-14 and went 13-11 in league play to earn the school's highest conference tournament seed (No. 6) in the program's NCAA Division II history. James Graham and Roderick Smith, the leading scorers a season ago for the Warhawks, both signed professional contracts to continue their careers overseas.

The 2021-2022 season was highlighted by senior guard Isaiah Hart being named Second Team All-GSC. Hart finished third in the conference in points per game (18.2) and led the GSC with 114 assists. Senior guard Jeremiah Bozeman was named to the GSC All-Academic Team and the CoSIDA Academic All-District Team for his efforts both on the court and in the classroom. The Warhawks led all of NCAA Division II with 174 total blocked shots and 6.2 blocks per game. Junior forward James Graham led the GSC with 58 blocks while Roderick Smith ranked second with 42 and Jelal Williams ranked fifth with 30. Hart took home GSC player of the week honors twice while Bozeman and Graham were also named conference player of the week in 2021-22.

Prior to joining the coaching ranks, Cheaney was a standout student-athlete at Kentucky Wesleyan University. During his playing career, Cheaney earned the Senior Award as the Panthers' outstanding athlete and set the school record for field goal percentage, which he still owns today. He was also named the team's Most Improved Player. He still owns that Cheaney earned his bachelor's degree in criminal justice from Kentucky Wesleyan in 1996. He went on to earn a master's in sports management from Indiana State University.



▶ HOW THEY COMPARE

	TALE OF THE TEAMS CATEGORY	
73.9	POINTS PER GAME	82.3
43.8	FIELD GOAL PERCENTAGE	44.3
35.4	3-PT FIELD GOAL PERCENTAGE	32.5
70.7	FREE THROW PERCENTAGE	70.0
36.8	REBOUNDS PER GAME	36.4
13.4	ASSISTS PER GAME	16.1
16.4	TURNOVERS PER GAME	17.9
0.7	TURNOVER MARGIN	-2.2
0.8	ASSIST-TURNOVER RATIO	0.9
19.1	POINTS OFF TURNOVERS	16.7
10.5	STEALS PER GAME	8.4
3.1	BLOCKS PER GAME	2.9

▶ ALL-TIME SERIES HISTORY


DATE	SCORE	H/A/M
1975	L 79-64	A
1975	L 84-73	H
1976	L 78-68	A
1977	W 73-45	A
10/3/1977	L 80-79	H
12/2/1977	L 71-66	A
12/27/1977	L 60-55	H
1/20/1978	W 65-60	H
1/20/1979	W 57-44	H
2/17/1979	L 80-76	H
1/26/1980	W 79-70	H
2/16/1980	L 72-69	A
1/14/1981	L 82-69	H
1/31/1981	W 68-60	A
1/18/1982	W 61-42	H
1/28/1982	W 62-55	A
12/11/1982	W 52-55	A
1/19/1983	W 85-68	H
2/5/1983	W 82-59	A
2/24/1983	W 30-27	H
12/30/1983	L 66-59	H
1/26/1984	W 72-67	H
2/4/1984	L 61-58	A
2/25/1984	W 63-60	A
1/24/1985	W 74-59	H
2/9/1985	L 43-40	A
12/20/1985	W 83-72	A
1/16/1986	W 60-57	H
2/15/1986	W 68-54	H
1/15/1987	W 74-51	A
2/14/1987	W 64-60	H
1/21/1988	W 59-53	H
2/20/1988	L 85-73	A
1/21/1989	L 59-54	A
2/18/1989	W 73-68 (OT)	H
3/7/1989	W 81-62 (NAIA DISTRICT PLAYOFFS)	H
1/20/1990	L 90-70	A
2/17/1990	W 84-72	H
1/17/1991	L 80-66	H
2/9/1991	W 60-58	A
1/16/1992	W 61-58	H
2/22/1992	L 93-75	A
1/14/1993	L 94-64	A
2/20/1993	L 51-47	H
3/6/1993	L 81-63 (NAIA DISTRICT PLAYOFFS)	A
1/31/1994	L 75-64	H
2/10/1994	L 88-65	A
3/8/1994	W 63-61 (SSAC CONFERENCE TOURNAMENT)	A
1/12/1995	W 88-71	A
2/9/1995	W 70-65	H
12/7/1995	W 90-70	A
12/20/1996	W 69-62	H
12/10/2016	L 67-52	A
1/2/2017	L 86-74	H
1/25/2018	L 72-68	H
1/3/2019	W 82-60	H
1/19/2019	L 63-47	A
1/4/2020	L 75-72 (OT)	A
1/18/2020	W 74-71	H
1/29/2021	L 92-76	H
1/30/2021	W 89-75	H
2/12/2021	L 83-74	A
12/4/2021	L 90-65	A
2/26/2022	W 85-72	H
1/2/2023	L 98-96	A
2/25/2023	W 101-95	H

Overall Series Record: AUM leads 35-31
 Series Streak: AUM W1
 AUM Home Record: 24-12
 AUM Road Record: 11-19
 AUM Neutral Site Record: -
 AUM OT Record: 1-1




AUBURN UNIVERSITY AT MONTGOMERY MEN'S BASKETBALL GAME NOTES

36 POSTSEASON APPEARANCES | 12 NATIONAL TOURNAMENT APPEARANCES | 17 ALL-AMERICANS



0
JALEN GASTON
Sr. • G • 6-2 • 175



1
DEVEN TUCKER
Sr. • F • 6-7 • 215



2
SAM YOUNGBLOOD
Sr. • G • 6-4 • 200



3
TRAVIS ANDERSON
Sr. • G • 6-0 • 175



4
PAUL LANZI
Fr. • G • 6-4 • 175



5
JOSEPH LANZI
Sr. • G • 6-5 • 185



10
MALACHI RHODES
Sr. • G • 6-2 • 220



11
JALIL ROBINSON
Jr. • G • 5-10 • 160



14
JAQUAN TYUS
Sr. • F • 6-6 • 225



15
ZAMERON BOOZER
Sr. • F • 6-8 • 240



20
JELAL WILLIAMS
R-Sr. • F • 6-9 • 185



21
GILBERT CROLEY
Jr. • G • 6-3 • 190



22
CHAPPELLE WHITNEY
Jf. • F • 6-4 • 205



25
JAMARIOUS MARTIN
Fr. • G • 5-10 • 155




32
COLBY WILLIAMS
Fr. • F • 6-7 • 185



HC
MICHAEL CHEANEY
Head Coach



AC
BAILEY MCEWEN
Assistant Coach



AT
BRIELLE RINGLE
Athletic Training

QUICK FACTS • INFORMATION

Location	Montgomery, Ala., 36124
Founded	1967
Enrollment	5,211
Nickname	Warhawks
Colors	Orange and Black
National Affiliation	NCAA Division II
Conference	Gulf South Conference
President	Dr. Carl Stockton
Athletic Director	Erik Maas
Senior Women's Administrator	Amber Rae Childers
FAR:	Dr. Courtney Waid
Stadium (Capacity)	AUM Athletics Complex (2,650)

COACHING STAFF

Head Coach	Michael Cheaney
Alma Mater/Yr	Kentucky Wesleyan/1996
Record at AUM/Yrs	107-152/10th
Overall Record/Yrs	179-207/14th
Assistant Coach	Bailey McEwen/5th
Alma Mater/Yr	Southern Indiana/2017

TEAM INFORMATION

2022-23 Record	15-14
Gulf South Conference Record	13-12
GSC Tournament	6th Seed
Final 2021-22 National Ranking	NR
Starters Returning/Lost (2021-22)	3/2
Letterwinners Returning/Lost (2021-22)	9/4

BASKETBALL HISTORY

First Year of Basketball	1975
All-time Record:	813-630
All-time GSC Record:	47-84
NCAA Appearances/Record	N/A
Last Appearance	N/A
Place:	N/A
Result:	N/A
Location:	N/A

EXTERNAL RELATIONS | ATHLETIC COMMUNICATIONS

The Auburn University at Montgomery **Sports Information Office** provides public relations to members of the media. Game day services include statistics, photography (when available), video clips (when available), and post-game access to coaches and student-athletes. The Sports Information office is located on the first floor of the AUM Athletics Complex in office suite 104.

Primary Contact **Cody Clark**
E-Mail: cclark26@aum.edu | Cell: (843) 610-6007

Secondary Contact **Mark Gilliam**
E-Mail: mgilliam@aum.edu | Cell: (205) 399-3114

2023-2024 AUBURN UNIVERSITY AT MONTGOMERY NUMERICAL ROSTER

#	NAME	POS	HT	WT	CLASS	HOMETOWN / PREVIOUS SCHOOL
0	Jalen Gaston	G	6-2	175	Sr.	Montgomery, Ala. / Enterprise State CC
1	Deven Tucker	F	6-5	190	Sr.	Birmingham, Ala. / Helena HS
2	Sam Youngblood	G	6-4	195	So.	McCalla, Ala. / McAdory HS
3	Travis Anderson	G	6-0	175	Jr.	Atlanta, Ga. / Charleston Southern
4	Paul Lanzi	G	6-4	175	Fr.	Chelsea, Ala. / Chelsea HS
5	Joseph Lanzi	G	6-5	185	Gr.	Chelsea, Ala. / Univ. of Charleston
10	Malachi Rhodes	F	6-8	235	Sr.	McDonough, Ga. / McNeese State
11	Jalil Robinson	G	5-10	160	Jr.	Tuscumbia, Ala. / Wallace State CC
14	JaQuan Tyus	F	6-6	225	Sr.	Memphis, Tenn. / Shawnee CC
15	Zameron Boozer	F	6-8	240	Sr.	Lanett, Ala. / Jacksonville Univ.
20	Jelal Williams	F	6-9	185	R-Sr.	Dallas, Ga. / UNC Pembroke
21	Gilbert Croley	G	6-3	170	Jr.	Atlanta, Ga. / East Coweta HS
22	Chappelle Whitney	F	6-4	205	Fr.	Bowling Green, Ky. / Warren Central HS
25	Jamarious Martin	G	5-10	155	Fr.	Valley, Ala. / Valley HS
32	Colby Williams	F	6-7	185	Fr.	Lawrenceville, Ga. / Discovery HS

Head Coach: Michael Cheaney (14th season - 10th at AUM)

Assistant Coach: Bailey McEwen (5th)

Athletic Training: Brielle Ringle (5th)

Sports Information: Cody Clark (4th - 2nd at AUM)



GULF SOUTH CONFERENCE STANDINGS

SCHOOL	CONF	CPCT.	OVERALL	PCT.	HOME	AWAY	NEUTRAL	STREAK
WEST GEORGIA	8-2	.800	12-2	.857	7-0	3-2	2-0	W3
ALABAMA HUNTSVILLE	8-2	.800	10-4	.714	5-2	5-1	0-1	L1
LEE	7-3	.700	9-3	.750	6-1	3-2	0-0	L1
WEST ALABAMA	7-3	.700	10-4	.714	6-0	3-4	1-0	L1
DELTA STATE	6-4	.600	8-5	.615	7-1	1-4	0-0	L1
MISSISSIPPI COLLEGE	6-4	.600	7-7	.500	5-1	1-6	1-0	W2
UNION	5-5	.500	8-6	.571	4-3	2-3	2-0	W1
CHRISTIAN BROTHERS	5-5	.500	7-6	.538	4-2	3-4	0-0	W1
MONTEVALLO	4-7	.364	5-10	.333	4-3	1-6	0-1	W1
AUBURN MONTGOMERY	3-7	.300	6-8	.429	3-3	3-5	0-0	W1
VALDOSTA STATE	3-7	.300	6-8	.429	4-3	1-5	1-0	L2
WEST FLORIDA	2-7	.222	4-9	.308	3-2	0-7	1-0	W1
SHORTER	1-9	.100	3-11	.214	3-6	0-5	0-0	L9

GULF SOUTH CONFERENCE WEEKLY HONORS

PLAYER OF THE WEEK

Nov. 14	Zawdie Jackson, West Georgia
Nov. 21	Zawdie Jackson, West Georgia
Nov. 28	Beyuan Hendricks, Lee
Dec. 5	Braxton Williams, Valdosta State
Dec. 12	Camron Donatlon, West Georgia
Dec. 21	Beyuan Hendricks, Lee
Jan. 3	Tommy Murr, Alabama Huntsville
Jan. 9	Rashad Bolden, Mississippi College
Jan. 16	
Jan. 23	
Jan. 30	
Feb. 6	
Feb. 13	
Feb. 20	
Feb. 27	

FRESHMAN OF THE WEEK

Nov. 14	Jordan Pyke, Union
Nov. 21	Jamarcus Wilkins, Lee
Nov. 28	Parker Applegate, Union
Dec. 5	Jordan Pyke, Union
Dec. 12	Willie Walton, Lee
Dec. 21	Jordan Pyke, Union
Jan. 3	Devaki Garr, Union
Jan. 9	Jordan Pyke, Union
Jan. 16	
Jan. 23	
Jan. 30	
Feb. 6	
Feb. 13	
Feb. 20	
Feb. 27	



NATIONAL ASSOCIATION OF BASKETBALL COACHES TOP 25 POLL | JAN. 9, 2023

RNK	SCHOOL	RECORD	POINTS	PREV
1	MSU MOORHEAD, MINN. (15)	14-0	399	2
2	MINNESOTA STATE (1)	14-0	385	3
3	NOVA SOUTHEASTERN, FLA.	11-1	357	1
4	WEST TEXAS A&M	12-1	345	4
5	SAINT MARTIN'S, WASH.	13-1	321	5
6	DBU, TEXAS	11-1	311	6
7	NORTH GEORGIA	11-1	286	7
8	BENEDICT, S.C.	12-0	271	8
9	FORT LEWIS, COLO.	12-1	270	10
10	ANGELO STATE, TEXAS	12-1	263	11
11	COLORADO MESA	11-2	238	14
12	FERRIS STATE, MICH.	12-2	221	15
13	CALIFORNIA, PA.	12-1	190	9
14	NORTHWEST MISSOURI STATE	11-3	182	19
15	CHICO STATE, CALIF.	10-2	153	20
16	EAST STROUDSBURG, PA.	11-1	130	NR
17	CENTRAL OKLAHOMA	13-3	115	12
18	ST. THOMAS AQUINAS, N.Y.	11-2	112	13
19	WEST GEORGIA	11-2	102	24
20	GANNON, PA.	11-2	73	17
21	CAL STATE LA	11-2	64	NR
22	CAL STATE SAN BERNARDINO	10-3	54	16
23	COLORADO SCHOOL OF MINES	12-3	49	NR
24	LANDER, S.C.	10-2	44	NR
25	WEST LIBERTY, W.VA.	9-3	37	22

OTHERS RECEIVING VOTES: POST (CONN.) 36, FORT HAYS STATE (KAN.) 29, MINOT STATE (N.D.) 24, CATAWBA (N.C.) 22, USC AIKEN (S.C.) 20, FLORIDA TECH 14, WASHBURN (KAN.) 14, SAINT MICHAEL'S (VT.) 11, ASHLAND (OHIO) 10, INDIANAPOLIS (IND.) 10, CHARLESTON (W.VA.) 7, MISSOURI WESTERN 7, UPPER IOWA 7, FLORIDA SOUTHERN 5, LUBBOCK CHRISTIAN (TEXAS) 4, MINNESOTA DULUTH 3, EMPORIA STATE (KAN.) 2, CONCORD (W.VA.) 1, UNC PEMBROKE (N.C.) 1.

DROPPED OUT: POST (18), USC AIKEN (21), MINNESOTA DULUTH (23), FLORIDA TECH (25).



WARHAWKS BY THE NUMBERS

813

wins that the AUM Warhawks men's basketball program has amassed since its debut season in 1975-1976. AUM has posted an all-time record of 813-630, which translates to a .560 winning percentage. AUM reached the 800-win mark as a program on Saturday, Jan. 14 in an 83-78 win over the University of Alabama in Huntsville.

36.8

rebounds per game that the Warhawks average this year. AUM ranked first in the GSC in per-game rebounding last season. They owned the top defensive rebounding mark and the second-best offensive-rebounding mark.

36

postseason appearances for the men's basketball program all-time between the NAIA and NCAA ranks. Last season, the Warhawks earned their second berth into the GSC tournament ever, with their highest seed ever (6-seed). The Warhawks put together 34 total conference, regional, and national tourney appearances as an NAIA institution.

14.6

points per game averaged this season by senior guard Jalen Gaston, which ranks first on the team. The 6-foot-2 guard leads the team in scoring at 14.6 points per game, and has been in double figures in 10 of his 12 games this year. Gaston adds 5.2 rebounds, 3.1 assists, and 1.6 steals per game this year for the Warhawks.

6.7

rebounds per game from newcomer Malachi Rhodes, which tops the team. The 6-foot-8 forward, a McNeese State transfer, ranks sixth in the GSC in rebounds per game. Rhodes also ranks fourth in the league with 32 offensive rebounds. Additionally, the McDonough, Ga. native ranks fifth in the GSC offensive rebounds per contest at 2.5.

4.7

blocks per game AUM averaged last season, which led the GSC. The black and orange led all of NCAA Division II in blocks with 6.2 blocks per game in 28 games played in the 2021-2022 campaign.



GAME-BY-GAME TEAM COMPARISONS

Opponent	W/L	FGM-FGA	PCT.	3PM-3PA	PCT.	FTM-FTA	PCT.	OREB	DREB	TotREB	PF	AST	TO	BLK	STL	1stH	2ndH	OT	PTS
AUBURN MONTGOMERY	W	27-57	47.4%	2-11	18.2%	21-26	80.8%	8	17	25	22	5	11	2	13	40	37	-	77
at Saint Leo		26-48	54.2%	4-17	23.5%	18-25	72%	8	25	33	17	10	23	1	5	33	41	-	74
AUBURN MONTGOMERY	W	27-72	37.5%	8-13	61.5%	6-12	50%	25	27	52	13	15	23	2	8	35	33	-	68
at Florida Southern		24-60	40%	7-22	31.8%	10-12	83.3%	9	23	32	11	14	18	9	13	40	25	-	65
AUBURN MONTGOMERY	L	29-66	43.9%	4-14	28.6%	27-35	77.1%	21	17	38	34	9	18	1	11	38	51	-	89
at Spring Hill		24-45	53.3%	10-21	47.6%	41-50	82%	7	19	26	22	15	21	7	7	43	56	-	99
AUBURN MONTGOMERY	L	22-66	33.3%	1-11	9.1%	10-14	71.4%	14	23	37	15	9	16	3	11	24	31	-	55
at #22/#6 West Georgia*		28-64	43.8%	7-21	33.3%	13-16	81.3%	14	32	46	12	12	16	5	11	36	40	-	76
Alabama Huntsville*	L	28-60	46.7%	16-39	41%	12-14	85.7%	11	24	35	10	20	17	2	12	37	47	-	84
AUBURN MONTGOMERY		29-62	46.8%	11-30	36.7%	6-8	75%	7	21	28	16	16	14	3	11	38	37	-	75
AUBURN MONTGOMERY	L	25-60	41.7%	5-17	29.4%	10-20	50%	17	20	37	32	11	18	1	5	29	36	-	65
at RV West Alabama*		26-61	42.6%	10-23	43.5%	25-32	78.1%	19	24	43	17	16	14	1	7	44	43	-	87
Shorter*	W	21-57	36.8%	7-27	25.9%	13-17	76.5%	6	18	24	13	13	11	2	10	23	39	-	62
AUBURN MONTGOMERY		29-55	52.7%	4-15	26.7%	9-14	64.3%	11	31	42	19	15	18	2	5	39	32	-	71
AUBURN MONTGOMERY	L	25-59	42.4%	6-20	30%	4-9	44.4%	9	29	38	15	11	21	4	13	17	43	-	60
at Delta State*		23-61	37.7%	12-35	34.3%	14-18	77.8%	7	18	25	14	11	16	5	13	35	37	-	72
AUBURN MONTGOMERY	L	19-52	36.5%	4-15	26.7%	19-23	82.6%	10	24	34	17	11	14	4	10	23	38	-	61
at Mississippi College*		21-52	40.4%	7-20	35%	16-20	80%	10	27	37	14	12	15	4	3	30	35	-	65
Lee (Tenn.)*	L	20-51	39.2%	9-27	33.3%	34-46	73.9%	15	23	38	12	15	17	4	6	45	38	-	83
AUBURN MONTGOMERY		29-60	48.3%	7-17	41.2%	8-15	53.3%	11	22	33	27	17	19	4	11	35	38	-	73
Georgia College	W	22-62	35.5%	1-22	4.5%	11-18	61.1%	13	24	37	9	3	18	3	8	22	34	-	56
AUBURN MONTGOMERY		33-73	45.2%	8-22	36.4%	6-10	60%	15	32	47	19	15	15	4	12	34	46	-	80
Christian Brothers*	W	25-62	40.3%	5-26	19.2%	25-27	92.6%	16	22	38	13	12	15	4	10	53	27	-	80
AUBURN MONTGOMERY		34-65	52.3%	12-27	44.4%	9-9	100%	9	23	32	17	21	12	6	10	47	42	-	89
Union (Tenn.)*	L	29-58	50%	8-26	30.8%	24-34	70.6%	13	34	47	19	14	23	2	6	35	55	-	90
AUBURN MONTGOMERY		31-82	37.8%	7-24	29.2%	15-19	78.9%	19	22	41	24	15	12	1	17	32	52	-	84
AUBURN MONTGOMERY	W	33-65	50.8%	13-24	54.2%	9-11	82%	14	17	31	27	18	18	6	10	42	46	-	88
at Valdosta State*		23-62	37.1%	4-17	23.5%	26-36	72.2%	1	-15	31	12	11	16	1	8	29	47	-	76
Montevallo*																			
AUBURN MONTGOMERY																			
AUBURN MONTGOMERY																			
at Alabama Huntsville*																			
West Alabama*																			
AUBURN MONTGOMERY																			
AUBURN MONTGOMERY																			
at Shorter*																			
Mississippi College*																			
AUBURN MONTGOMERY																			
Delta State*																			
AUBURN MONTGOMERY																			
AUBURN MONTGOMERY																			
at Lee (Tenn.)*																			
West Georgia*																			
AUBURN MONTGOMERY																			
AUBURN MONTGOMERY																			
at West Florida*																			
AUBURN MONTGOMERY																			
at Union (Tenn.)*																			
AUBURN MONTGOMERY																			
at Christian Brothers*																			
West Florida*																			
AUBURN MONTGOMERY																			
Valdosta State*																			
AUBURN MONTGOMERY																			
AUBURN MONTGOMERY																			
at Montevallo*																			



WARHAWKS POINTS-REBOUNDS-ASSISTS

	#0	#1	#2	#3	#4	#5	#10	#11	#14	#15	#20	#21	#22	#25	#32
OPPONENT	GASTON	TUCKER	YOUNGBLOOD	ANDERSON	P. LANZI	J. LANZI	RHODES	ROBINSON	TYUS	BOOZER	WILLIAMS	CROLEY	WHITNEY	MARTIN	WILLIAMS
at Saint Leo	19-5-1	4-2-1	-	-	-	-	10-4-0	22-2-1	-	4-4-0	5-2-0	7-4-1	6-1-1	-	-
at RV Florida Southern	15-5-4	10-10-0	-	-	0-0-0	-	6-12-2	13-3-4	0-0-0	-	0-2-0	11-8-5	13-5-0	-	-
at Spring Hill	13-6-4	15-3-2	-	-	0-0-0	-	15-12-1	17-2-1	1-1-0	6-1-0	2-3-1	7-1-0	13-4-0	0-0-0	0-1-0
at #22/#6 West Georgia*	3-9-3	4-2-1	-	3-3-0	-	-	15-6-0	15-2-3	2-2-1	4-1-0	5-4-1	4-3-0	0-1-0	-	-
Ala.-Huntsville*	35-5-4	6-7-0	-	5-1-3	-	-	6-2-1	11-4-3	-	2-3-0	4-3-0	6-3-5	0-0-0	-	-
at RV West Alabama*	5-2-2	2-1-0	-	3-1-2	6-0-0	-	8-4-0	15-4-2	2-1-0	5-8-0	7-8-3	3-2-0	9-2-1	-	-
Shorter*	-	10-8-0	-	-	3-0-0	-	17-3-1	23-6-8	-	-	1-3-0	4-4-1	13-13-4	0-0-1	0-1-0
at Delta State*	-	2-7-0	-	-	-	7-4-1	12-8-1	23-2-4	-	-	6-4-0	0-5-2	10-8-3	-	-
at Miss. College*	16-3-3	4-4-0	-	-	-	10-2-2	15-10-0	5-2-3	-	-	7-6-1	4-2-1	0-1-1	-	-
Lee*	11-2-3	7-7-2	15-3-0	17-2-3	0-1-0	2-1-0	12-4-4	7-3-4	-	-	2-6-1	-	0-1-0	-	-
RV Georgia College	11-6-3	3-6-2	13-3-2	12-5-1	2-0-0	4-2-2	22-9-0	4-4-4	-	3-2-0	2-5-1	4-1-0	0-1-0	0-1-0	0-0-0
Christian Brothers*	16-5-6	10-4-0	3-2-0	5-3-4	-	20-4-4	17-7-3	12-3-4	2-0-0	-	2-1-0	2-0-0	-	-	-
Union*	15-8-2	1-2-1	4-2-3	21-2-2	-	10-3-2	12-9-0	12-9-4	-	-	0-5-0	-	9-0-1	-	-
at Valdosta State*	16-6-2	0-5-2	5-1-0	26-6-5	-	13-4-3	8-4-0	10-0-4	-	-	4-4-1	-	6-1-1	-	-
Montevallo*															
at Ala.-Huntsville*															
West Alabama*															
at Shorter*															
Miss. College*															
Delta State*															
at Lee*															
West Georgia*															
at West Florida*															
at Union*															
at Christian Brothers*															
West Florida*															
Valdosta State*															
at Montevallo*															

WARHAWKS GAME-HIGHS

Opponent	Pts	Rebs	Asts	Stls	Blks
at Saint Leo	Robinson (22)	Gaston (5)	Five w/ 1	Two w/ 4	Two w/ 1
at RV Florida Southern	Gaston (15)	Rhodes (12)	Croley (5)	Four w/ 2	Two w/ 1
at Spring Hill	Robinson (17)	Rhodes (12)	Gaston (4)	Tucker (4)	Robinson (1)
at #22/#6 West Ga.*	Two w/ 15	Gaston (9)	Two w/ 3	Tucker (3)	Three w/ 1
Ala.-Huntsville*	Gaston (35)	Tucker (7)	Croley (5)	Tucker (3)	J. Williams (2)
at RV West Alabama*	Robinson (15)	Two w/ 8	J. Williams (3)	Robinson (3)	Whitney (1)
Shorter*	Robinson (23)	Whitney (13)	Robinson (8)	Tucker (2)	Two w/ 1
at Delta State*	Robinson (23)	Two w/ 8	Robinson (4)	Lanzi (3)	J. Williams (3)
at Miss. College*	Gaston (16)	Rhodes (10)	Two w/ 3	Two w/ 3	Rhodes (2)
Lee*	Anderson (17)	Tucker (7)	Rhodes (4)	Gaston (3)	Rhodes (3)
RV Georgia College	Rhodes (22)	Rhodes (9)	Robinson (4)	Rhodes (4)	J. Williams (4)
Christian Brothers*	J. Lanzi (20)	Rhodes (7)	Gaston (6)	Four w/ 2	Two w/ 1
Union*	Anderson (21)	Two w/ 9	Robinson (4)	Anderson (5)	Tucker (1)
at Valdosta State*	Anderson (26)	Two w/ 6	Anderson (5)	J. Lanzi (3)	Rhodes (4)
Montevallo*					
at Ala.-Huntsville*					
West Alabama*					
at Shorter*					
Miss. College*					
Delta State*					
at Lee*					
West Georgia*					
at West Florida*					
at Union*					
at Christian Brothers*					
West Florida*					
Valdosta State*					
at Montevallo*					

WARHAWKS STARTING LINEUPS

Opponent	G	G	G	F	F
at Saint Leo	Robinson	Gaston	Croley	Tucker	Rhodes
at RV Florida Southern	Robinson	Gaston	Croley	Tucker	Rhodes
at Spring Hill	Robinson	Gaston	Croley	Tucker	Rhodes
at #22/#6 West Ga.*	Robinson	Gaston	Croley	Tucker	Rhodes
Ala.-Huntsville*	Robinson	Gaston	Croley	Tucker	Rhodes
at RV West Alabama*	Robinson	Gaston	Croley	Tucker	Rhodes
Shorter*	Robinson	Gaston	Croley	Tucker	Rhodes
at Delta State*	Robinson	Croley	Whitney	Tucker	Rhodes
at Miss. College*	Robinson	Croley	Whitney	Tucker	Rhodes
Lee*	Robinson	Gaston	J. Lanzi	Rhodes	J. Williams
RV Georgia College	Robinson	Gaston	J. Lanzi	Rhodes	J. Williams
Christian Brothers*	Robinson	Gaston	J. Lanzi	Rhodes	J. Williams
Union*	Robinson	Gaston	J. Lanzi	Rhodes	J. Williams
at Valdosta State*	Anderson	Gaston	J. Lanzi	Tucker	J. Williams
Montevallo*					
at Ala.-Huntsville*					
West Alabama*					
at Shorter*					
Miss. College*					
Delta State*					
at Lee*					
West Georgia*					
at West Florida*					
at Union*					
at Christian Brothers*					
West Florida*					
Valdosta State*					
at Montevallo*					



RECORD VERSUS ALL OPPONENTS

GULF SOUTH CONFERENCE SCHOOLS:

Alabama Huntsville	21-23
Christian Brothers	6-3
Delta State	5-9
Lee (Tenn.)	10-21
Mississippi College	6-5
Montevallo (Ala.)	34-31
Shorter	30-5
Union (Tenn.)	3-10
Valdosta State	5-15
West Alabama	1-13
West Georgia	1-12
West Florida	11-11

ALABAMA SCHOOLS:

Alabama Birmingham	0-1
Alabama State	8-27
Athens State (Ala.)	33-34
Birmingham Southern	20-34
Concordia (Ala.)	9-1
Faulkner	44-33
Huntingdon	11-5
Jacksonville State	2-8
Miles (Ala.)	3-1
Mobile (Ala.)	20-14
Samford	0-3
Selma	28-3
South Alabama	0-2
Spring Hill	28-23
Stillman College	6-0
Talladega	51-8
Troy	4-7
Tuskegee	11-4

OTHER OPPONENTS:

Albany State	0-2
Allen	1-0
Anderson	2-0
Arkansas-Monticello	0-1
Armstrong Atlantic State	0-1
Azusa Pacific	0-2
Baptist Christian	1-0
Barber-Scotia	1-1
Belhaven	9-12
Benedict College	0-1
Berry	8-5
Bethel (Tenn.)	1-1
Blue Mountain	3-0
Brevard	1-0
Brewton-Parker	30-6
Campbellsville	1-0
Carson Newman	0-1
Cedarville	1-0
Christian Heritage	1-0
Clafflin	3-3
Clark-Atlanta	0-2
Coastal Georgia	5-2
College of Charleston	3-2
Columbus State	3-2

Crichton	0-1
Cumberland	9-8
Dalton State	2-4
Daniel Payne	4-0
DeVry Institute	1-0
Dillard	22-9
Earl Paulk	3-0
Edward Waters	1-0
Embry-Riddle	2-2
Emmanuel	20-12
Eureka	1-0
Findlay	0-1
Flagler	0-1
Florida International	1-0
Florida Memorial	2-0
Florida Southern	1-0
Florida Tech	3-0
Fort Hays State	1-0
Fort Valley State	1-0
Francis Marion	0-1
Freed-Hardeman	0-4
Georgia College	3-1
Georgia Southwestern	16-20
Georgetown (Ky.)	0-1
Grace	1-0
Grand Canyon	0-1
Hastings	0-1
Hawaii Pacific	1-0
High Point	1-0
Indiana State	1-0
Jarvis Christian	1-0
Johnson C. Smith	2-0
Kansas State	0-1
Kearney State	0-1
Kennesaw State	1-0
Kentucky State	0-1
Kentucky Wesleyan	2-1
LaGrange	21-6
Lambuth	1-2
Lander	1-0
Lees-McRae	1-0
Life	1-15
Limestone	3-0
Lipscomb	0-1
Loyola-New Orleans	4-6
LSU-Shreveport	1-1
Martin Methodist	1-8
Middle Georgia State	3-4
Mohawk	1-0
Morris Brown	1-1
North Alabama	4-5
North Georgia	13-8
Oakwood	2-1
Oklahoma	0-1
Oklahoma Baptist	0-3
Oklahoma City	0-1
Paine	1-0
Patton	1-0

Paul Quinn	1-0
Pensacola Christian	1-0
Phillips	1-0
Piedmont	1-1
Pikeville	1-0
Point	2-2
Prairie View A&M	1-0
Puerto Rico-Mayaguez	1-0
Quincy	0-1
Reinhardt	15-5
Robert Morris-Chicago	0-1
Rollins College	0-3
South Carolina	0-1
Southeastern Baptist	1-0
South Carolina-Aiken	1-1
South Carolina-Spartanburg	0-1
Southern-Baton Rouge	0-1
Southern-New Orleans	14-3
Southern Benedictine	7-2
Southern Poly	14-21
Southern Wesleyan	23-8
St. Augustine's	0-1
St. Joseph's	1-0
St. Leo	1-1
St. Rose	1-0
St. Thomas Aquinas	0-1
Taylor (Ind.)	0-1
Tampa	1-0
Tennessee Temple	1-0
Tennessee Wesleyan	2-0
Texas College	4-1
Texas Tech	0-1
Thomas	3-1
Tiffin	1-0
Tougaloo	1-0
Trevecca Nazarene	4-2
Truett-McConnell	2-0
Tulane	0-1
Tusculum	1-0
University of the South	1-0
Voorhees	4-1
Washburn	0-1
Webber International	1-0
West Virginia Wesleyan	0-1
Westminster	0-1
Westmont	0-1
William Carey	27-15
William Jewell	2-0
Wisconsin-Eau Claire	1-0
Xavier (La.)	15-6
Young Harris	0-2

OVERALL RECORD 813-630 (.563)



2023-24 AUM Men's Basketball
Season Box Score
All games

Page 1/1
as of Jan 08, 2024

Game Records

Record	Overall	Home	Away	Neutral
ALL GAMES	6-8	3-3	3-5	0-0
CONFERENCE	3-7	2-3	1-4	0-0
NON-CONFERENCE	3-1	1-0	2-1	0-0

Team Box Score

No.	Player				Total		3-Point		F-Throw		Rebounds													
		GP-GS	MIN	AVG	FG-FGA	FG%	3FG-3FGA	3FG%	FT-FTA	FT%	OFF	DEF	TOT	AVG	PF	DQ	A	TO	BLK	STL	PTS	AVG		
0	GASTON, Jalen	12-11	393:07	32.8	70-157	.446	26-63	.413	9-15	.600	20	42	62	5.2	35	2	37	35	1	19	175	14.6		
11	ROBINSON, Jalil	14-13	413:23	29.5	58-137	.423	17-44	.386	56-64	.875	7	39	46	3.3	30	1	49	27	3	25	189	13.5		
10	RHODES, Malachi	14-13	379:34	27.1	72-143	.503	5-13	.385	26-29	.897	34	60	94	6.7	45	3	13	39	14	19	175	12.5		
3	ANDERSON, Travis	8-1	197:24	24.7	32-92	.348	14-44	.318	14-17	.824	8	15	23	2.9	11	0	20	13	0	11	92	11.5		
5	LANZI, Joseph	7-5	200:50	28.7	26-72	.361	10-34	.294	4-6	.667	10	10	20	2.9	21	1	14	20	0	9	66	9.4		
2	YOUNGBLOOD, Sam	5-0	91:23	18.3	16-34	.471	8-19	.421	0-0	.000	2	9	11	2.2	8	0	5	8	0	4	40	8.0		
22	WHITNEY, Chappelle	13-3	208:08	16.0	31-70	.443	8-20	.400	9-14	.643	10	28	38	2.9	14	0	12	15	2	8	79	6.1		
1	TUCKER, Deven	14-10	317:37	22.7	34-59	.576	0-0	.000	10-20	.500	31	37	68	4.9	40	1	11	22	7	26	78	5.6		
21	CROLEY, Gilbert	11-9	246:14	22.4	18-57	.316	2-16	.125	14-22	.636	4	29	33	3.0	25	0	15	20	1	10	52	4.7		
15	BOOZER, Zameron	6-0	64:57	10.8	10-22	.455	0-0	.000	4-8	.500	13	6	19	3.2	10	0	1	3	0	3	24	4.0		
20	WILLIAMS, Jelal	14-5	215:41	15.4	19-40	.475	0-2	.000	9-24	.375	27	29	56	4.0	42	2	9	13	15	12	47	3.4		
4	LANZI, Paul	6-0	25:43	4.3	3-5	.600	2-4	.500	3-4	.750	1	0	1	0.2	7	0	0	3	0	0	11	1.8		
14	TYUS, Jaquan	5-0	27:37	5.5	3-3	1.000	0-0	.000	1-2	.500	1	3	4	0.8	7	1	1	3	0	1	7	1.4		
32	WILLIAMS, Colby	3-0	13:49	4.6	0-2	.000	0-1	.000	0-0	.000	1	1	2	0.7	0	0	0	2	0	0	0	0.0		
25	MARTIN, Jamarius	3-0	04:32	1.5	0-1	.000	0-0	.000	0-0	.000	0	1	1	0.3	2	0	1	1	0	0	0	0.0		
Team											21	16	37					5						
Total		14	2800		392-894	.438	92-260	.354	159-225	.707	190	325	515	36.8	297	11	188	229	43	147	1035	73.9		
Opponents		14	2800		340-803	.423	107-343	.312	282-365	.773	164	328	492	35.1	195	1	178	240	50	119	1069	76.4		

Score by Periods

Team	1st	2nd	OT	TOT
AUM	473	562	0	1035
Opponents	505	564	0	1069



2023-24 AUM Men's Basketball
Season/Career Statistics
All games

Page 1/1
as of Jan 08, 2024

Summary

Player	Season Statistics										Career Statistics									
	GP-GS	MIN/G	FG%	3FG%	FT%	R/G	A/G	STL	BLK	PTS/G	GP-GS	MIN/G	FG%	3FG%	FT%	R/G	A/G	STL	BLK	PTS/G
ANDERSON, Travis	8-1	24.7	.348	.318	.824	2.9	2.5	11	0	11.5	78-27	23.4	.381	.364	.834	2.0	2.2	74	4	9.3
BOOZER, Zameron	6-0	10.8	.455	.000	.500	3.2	0.2	3	0	4.0	45-2	7.5	.519	.000	.568	1.9	0.1	10	10	2.2
CROLEY, Gilbert	11-9	22.4	.316	.125	.636	3.0	1.4	10	1	4.7	28-9	15.3	.422	.242	.564	2.0	1.0	20	1	4.4
GASTON, Jalen	12-11	32.8	.446	.413	.600	5.2	3.1	19	1	14.6	41-28	30.8	.414	.380	.768	5.1	2.1	55	9	13.4
LANZI, Joseph	7-5	28.7	.361	.294	.667	2.9	2.0	9	0	9.4	53-30	25.1	.425	.379	.758	3.2	1.9	60	6	8.3
LANZI, Paul	6-0	4.3	.600	.500	.750	0.2	0.0	0	0	1.8	6-0	4.3	.600	.500	.750	0.2	0.0	0	0	1.8
MARTIN, Jamarious	3-0	1.5	.000	.000	.000	0.3	0.3	0	0	0.0	3-0	1.5	.000	.000	.000	0.3	0.3	0	0	0.0
RHODES, Malachi	14-13	27.1	.503	.385	.897	6.7	0.9	19	14	12.5	83-22	13.5	.475	.310	.663	3.5	0.5	37	32	4.6
ROBINSON, Jalil	14-13	29.5	.423	.386	.875	3.3	3.5	25	3	13.5	14-13	29.5	.423	.386	.875	3.3	3.5	25	3	13.5
TUCKER, Deven	14-10	22.7	.576	.000	.500	4.9	0.8	26	7	5.6	111-54	14.1	.579	.286	.529	3.1	0.4	72	43	3.1
TYUS, Jaquan	5-0	5.5	1.000	.000	.500	0.8	0.2	1	0	1.4	5-0	5.5	1.000	.000	.500	0.8	0.2	1	0	1.4
WHITNEY, Chappelle	13-3	16.0	.443	.400	.643	2.9	0.9	8	2	6.1	13-3	16.0	.443	.400	.643	2.9	0.9	8	2	6.1
WILLIAMS, Colby	3-0	4.6	.000	.000	.000	0.7	0.0	0	0	0.0	3-0	4.6	.000	.000	.000	0.7	0.0	0	0	0.0
WILLIAMS, Jelal	14-5	15.4	.475	.000	.375	4.0	0.6	12	15	3.4	64-20	11.8	.449	.000	.482	2.7	0.4	31	61	2.6
YOUNGBLOOD, Sam	5-0	18.3	.471	.421	.000	2.2	1.0	4	0	8.0	74-58	30.6	.406	.358	.742	2.4	1.1	65	7	9.4

Scoring

Player	Season Statistics								Career Statistics							
	FG-FGA	FG%	3FG-3FGA	3FG%	FT-FTA	FT%	PTS	PTS/G	FG-FGA	FG%	3FG-3FGA	3FG%	FT-FTA	FT%	PTS	PTS/G
ANDERSON, Travis	32-92	.348	14-44	.318	14-17	.824	92	11.5	233-612	.381	123-338	.364	136-163	.834	725	9.3
BOOZER, Zameron	10-22	.455	0-0	.000	4-8	.500	24	4.0	40-77	.519	0-0	.000	21-37	.568	101	2.2
CROLEY, Gilbert	18-57	.316	2-16	.125	14-22	.636	52	4.7	46-109	.422	8-33	.242	22-39	.564	122	4.4
GASTON, Jalen	70-157	.446	26-63	.413	9-15	.600	175	14.6	202-488	.414	71-187	.380	76-99	.768	551	13.4
LANZI, Joseph	26-72	.361	10-34	.294	4-6	.667	66	9.4	161-379	.425	67-177	.379	50-66	.758	439	8.3
LANZI, Paul	3-5	.600	2-4	.500	3-4	.750	11	1.8	3-5	.600	2-4	.500	3-4	.750	11	1.8
MARTIN, Jamarious	0-1	.000	0-0	.000	0-0	.000	0	0.0	0-1	.000	0-0	.000	0-0	.000	0	0.0
RHODES, Malachi	72-143	.503	5-13	.385	26-29	.897	175	12.5	152-320	.475	13-42	.310	65-98	.663	382	4.6
ROBINSON, Jalil	58-137	.423	17-44	.386	56-64	.875	189	13.5	58-137	.423	17-44	.386	56-64	.875	189	13.5
TUCKER, Deven	34-59	.576	0-0	.000	10-20	.500	78	5.6	151-261	.579	2-7	.286	45-85	.529	349	3.1
TYUS, Jaquan	3-3	1.000	0-0	.000	1-2	.500	7	1.4	3-3	1.000	0-0	.000	1-2	.500	7	1.4
WHITNEY, Chappelle	31-70	.443	8-20	.400	9-14	.643	79	6.1	31-70	.443	8-20	.400	9-14	.643	79	6.1
WILLIAMS, Colby	0-2	.000	0-1	.000	0-0	.000	0	0.0	0-2	.000	0-1	.000	0-0	.000	0	0.0
WILLIAMS, Jelal	19-40	.475	0-2	.000	9-24	.375	47	3.4	62-138	.449	0-2	.000	40-83	.482	164	2.6
YOUNGBLOOD, Sam	16-34	.471	8-19	.421	0-0	.000	40	8.0	263-647	.406	120-335	.358	46-62	.742	692	9.4

Totals

Player	Season Statistics									Career Statistics								
	O-REB	D-REB	TOTAL	PF	FO	A	TO	A/TO		O-REB	D-REB	TOTAL	PF	FO	A	TO	A/TO	
ANDERSON, Travis	8	15	23	11	0	20	13	1.5		40	119	159	92	1	173	138	1.3	
BOOZER, Zameron	13	6	19	10	0	1	3	0.3		36	51	87	35	0	4	22	0.2	
CROLEY, Gilbert	4	29	33	25	0	15	20	0.8		8	47	55	42	0	27	43	0.6	
GASTON, Jalen	20	42	62	35	2	37	35	1.1		59	149	208	109	2	87	101	0.9	
LANZI, Joseph	10	10	20	21	1	14	20	0.7		49	123	172	131	3	101	99	1.0	
LANZI, Paul	1	0	1	7	0	0	3	0.0		1	0	1	7	0	0	3	0.0	
MARTIN, Jamarious	0	1	1	2	0	1	1	1.0		0	1	1	2	0	1	1	1.0	
RHODES, Malachi	34	60	94	45	3	13	39	0.3		96	198	294	150	10	41	103	0.4	
ROBINSON, Jalil	7	39	46	30	1	49	27	1.8		7	39	46	30	1	49	27	1.8	
TUCKER, Deven	31	37	68	40	1	11	22	0.5		140	200	340	217	6	45	97	0.5	
TYUS, Jaquan	1	3	4	7	1	1	3	0.3		1	3	4	7	1	1	3	0.3	
WHITNEY, Chappelle	10	28	38	14	0	12	15	0.8		10	28	38	14	0	12	15	0.8	
WILLIAMS, Colby	1	1	2	0	0	0	2	0.0		1	1	2	0	0	0	2	0.0	
WILLIAMS, Jelal	27	29	56	42	2	9	13	0.7		78	92	170	118	3	23	52	0.4	
YOUNGBLOOD, Sam	2	9	11	8	0	5	8	0.6		33	142	175	129	0	84	142	0.6	



2023-24 AUM Men's Basketball
Category Leaders
All games

Page 1/3
as of Jan 08, 2024

Points

##	Player	G	Pts	Pts/G
11	Robinson, Jalil	14	189	13.5
0	Gaston, Jalen	12	175	14.6
10	Rhodes, Malachi	14	175	12.5
3	Anderson, Travis	8	92	11.5
22	Whitney, Chappelle	13	79	6.1
1	Tucker, Deven	14	78	5.6
5	Lanzi, Joseph	7	66	9.4
21	Croley, Gilbert	11	52	4.7
20	Williams, Jelal	14	47	3.4
2	Youngblood, Sam	5	40	8.0
15	Boozer, Zameron	6	24	4.0
4	Lanzi, Paul	6	11	1.8
14	Tyus, Jaquan	5	7	1.4

Scoring Average

##	Player	G	Pts	Pts/G
0	Gaston, Jalen	12	175	14.6
11	Robinson, Jalil	14	189	13.5
10	Rhodes, Malachi	14	175	12.5
3	Anderson, Travis	8	92	11.5
5	Lanzi, Joseph	7	66	9.4
2	Youngblood, Sam	5	40	8.0
22	Whitney, Chappelle	13	79	6.1
1	Tucker, Deven	14	78	5.6
21	Croley, Gilbert	11	52	4.7
15	Boozer, Zameron	6	24	4.0
20	Williams, Jelal	14	47	3.4
4	Lanzi, Paul	6	11	1.8
14	Tyus, Jaquan	5	7	1.4

Field Goal Percentage

##	Player	FG	Att	Pct
14	Tyus, Jaquan	3	3	1.000
4	Lanzi, Paul	3	5	.600
1	Tucker, Deven	34	59	.576
10	Rhodes, Malachi	72	143	.503
20	Williams, Jelal	19	40	.475
2	Youngblood, Sam	16	34	.471
15	Boozer, Zameron	10	22	.455
0	Gaston, Jalen	70	157	.446
22	Whitney, Chappelle	31	70	.443
11	Robinson, Jalil	58	137	.423
5	Lanzi, Joseph	26	72	.361
3	Anderson, Travis	32	92	.348
21	Croley, Gilbert	18	57	.316

Field Goal Attempts

##	Player	G	Att	Att/G
0	Gaston, Jalen	12	157	13.1
10	Rhodes, Malachi	14	143	10.2
11	Robinson, Jalil	14	137	9.8
3	Anderson, Travis	8	92	11.5
5	Lanzi, Joseph	7	72	10.3

Field Goals Made

##	Player	G	Made	Made/G
10	Rhodes, Malachi	14	72	5.1
0	Gaston, Jalen	12	70	5.8
11	Robinson, Jalil	14	58	4.1
1	Tucker, Deven	14	34	2.4
3	Anderson, Travis	8	32	4.0



2023-24 AUM Men's Basketball
Category Leaders
All games

Page 2/3
as of Jan 08, 2024

3-Point FG Percentage

##	Player	3FG	Att	Pct
4	Lanzi, Paul	2	4	.500
2	Youngblood, Sam	8	19	.421
0	Gaston, Jalen	26	63	.413
22	Whitney, Chappelle	8	20	.400
11	Robinson, Jalil	17	44	.386
10	Rhodes, Malachi	5	13	.385
3	Anderson, Travis	14	44	.318
5	Lanzi, Joseph	10	34	.294
21	Croley, Gilbert	2	16	.125

3-Point FG Attempts

##	Player	G	Att	Att/G
0	Gaston, Jalen	12	63	5.3
11	Robinson, Jalil	14	44	3.1
3	Anderson, Travis	8	44	5.5
5	Lanzi, Joseph	7	34	4.9
22	Whitney, Chappelle	13	20	1.5

3-Point FG Made

##	Player	G	Made	Made/G
0	Gaston, Jalen	12	26	2.2
11	Robinson, Jalil	14	17	1.2
3	Anderson, Travis	8	14	1.8
5	Lanzi, Joseph	7	10	1.4
2	Youngblood, Sam	5	8	1.6

Free Throw Percentage

##	Player	Made	Att	Pct
10	Rhodes, Malachi	26	29	.897
11	Robinson, Jalil	56	64	.875
3	Anderson, Travis	14	17	.824
4	Lanzi, Paul	3	4	.750
5	Lanzi, Joseph	4	6	.667
22	Whitney, Chappelle	9	14	.643
21	Croley, Gilbert	14	22	.636
0	Gaston, Jalen	9	15	.600
1	Tucker, Deven	10	20	.500
15	Boozer, Zameron	4	8	.500
14	Tyus, Jaquan	1	2	.500
20	Williams, Jelal	9	24	.375

Free Throw Attempts

##	Player	G	Att	Att/G
11	Robinson, Jalil	14	64	4.6
10	Rhodes, Malachi	14	29	2.1
20	Williams, Jelal	14	24	1.7
21	Croley, Gilbert	11	22	2.0
1	Tucker, Deven	14	20	1.4

Free Throws Made

##	Player	G	Made	Made/G
11	Robinson, Jalil	14	56	4.0
10	Rhodes, Malachi	14	26	1.9
3	Anderson, Travis	8	14	1.8
21	Croley, Gilbert	11	14	1.3
1	Tucker, Deven	14	10	0.7

Rebounds

##	Player	G	Reb	Reb/G
10	Rhodes, Malachi	14	94	6.7
1	Tucker, Deven	14	68	4.9
0	Gaston, Jalen	12	62	5.2
20	Williams, Jelal	14	56	4.0
11	Robinson, Jalil	14	46	3.3

Assists

##	Player	G	Ast	Ast/G
11	Robinson, Jalil	14	49	3.5
0	Gaston, Jalen	12	37	3.1
3	Anderson, Travis	8	20	2.5
21	Croley, Gilbert	11	15	1.4
5	Lanzi, Joseph	7	14	2.0

Rebounds Average

##	Player	G	Reb	Reb/G
10	Rhodes, Malachi	14	94	6.7
0	Gaston, Jalen	12	62	5.2
1	Tucker, Deven	14	68	4.9
20	Williams, Jelal	14	56	4.0
11	Robinson, Jalil	14	46	3.3

Steals

##	Player	G	Stl	Stl/G
1	Tucker, Deven	14	26	1.9
11	Robinson, Jalil	14	25	1.8
0	Gaston, Jalen	12	19	1.6
10	Rhodes, Malachi	14	19	1.4
20	Williams, Jelal	14	12	0.9



2023-24 AUM Men's Basketball
Category Leaders
All games

Page 3/3
as of Jan 08, 2024

Offensive Rebounds

##	Player	G	OReb	OReb/G
10	Rhodes, Malachi	14	34	2.4
1	Tucker, Deven	14	31	2.2
20	Williams, Jelal	14	27	1.9
0	Gaston, Jalen	12	20	1.7
15	Boozer, Zameron	6	13	2.2

Blocked Shots

##	Player	G	Blk	Blk/G
20	Williams, Jelal	14	15	1.1
10	Rhodes, Malachi	14	14	1.0
1	Tucker, Deven	14	7	0.5
11	Robinson, Jalil	14	3	0.2
22	Whitney, Chappelle	13	2	0.2

Defensive Rebounds

##	Player	G	DReb	DReb/G
10	Rhodes, Malachi	14	60	4.3
0	Gaston, Jalen	12	42	3.5
11	Robinson, Jalil	14	39	2.8
1	Tucker, Deven	14	37	2.6
21	Croley, Gilbert	11	29	2.6

Minutes

##	Player	G	Min	Min/G
11	Robinson, Jalil	14	413	29:32
0	Gaston, Jalen	12	393	32:46
10	Rhodes, Malachi	14	380	27:07
1	Tucker, Deven	14	318	22:41
21	Croley, Gilbert	11	246	22:23

Fouls

##	Player	G	PF	PF/G
10	Rhodes, Malachi	14	45	3.2
20	Williams, Jelal	14	42	3.0
1	Tucker, Deven	14	40	2.9
0	Gaston, Jalen	12	35	2.9
11	Robinson, Jalil	14	30	2.1

Turnovers

##	Player	G	TO	TO/G
10	Rhodes, Malachi	14	39	2.8
0	Gaston, Jalen	12	35	2.9
11	Robinson, Jalil	14	27	1.9
1	Tucker, Deven	14	22	1.6
5	Lanzi, Joseph	7	20	2.9

Foul Outs

##	Player	G	FO
10	Rhodes, Malachi	14	3
0	Gaston, Jalen	12	2
20	Williams, Jelal	14	2
11	Robinson, Jalil	14	1
5	Lanzi, Joseph	7	1



2023-24 AUM Men's Basketball
Season Box - Average per 40 Minutes
All games

Page 1/1
as of Jan 08, 2024

##	Player	min	fgm	fga	pct	3fgm	3fga	pct	ftm	fta	pct	oreb	dreb	treb	pf	a	to	blk	stl	pts
3	ANDERSON, Travis	40	6.5	18.6	.348	2.8	8.9	.318	2.8	3.4	.824	1.6	3.0	4.7	2.2	4.1	2.6	0.0	2.2	18.6
15	BOOZER, Zameron	40	6.2	13.5	.455	0.0	0.0	.000	2.5	4.9	.500	8.0	3.7	11.7	6.2	0.6	1.8	0.0	1.8	14.8
21	CROLEY, Gilbert	40	2.9	9.3	.316	0.3	2.6	.125	2.3	3.6	.636	0.6	4.7	5.4	4.1	2.4	3.2	0.2	1.6	8.4
0	GASTON, Jalen	40	7.1	16.0	.446	2.6	6.4	.413	0.9	1.5	.600	2.0	4.3	6.3	3.6	3.8	3.6	0.1	1.9	17.8
5	LANZI, Joseph	40	5.2	14.3	.361	2.0	6.8	.294	0.8	1.2	.667	2.0	2.0	4.0	4.2	2.8	4.0	0.0	1.8	13.1
4	LANZI, Paul	40	4.7	7.8	.600	3.1	6.2	.500	4.7	6.2	.750	1.6	0.0	1.6	10.9	0.0	4.7	0.0	0.0	17.1
25	MARTIN, Jamarious	40	0.0	8.8	.000	0.0	0.0	.000	0.0	0.0	.000	0.0	8.8	8.8	17.6	8.8	8.8	0.0	0.0	0.0
10	RHODES, Malachi	40	7.6	15.1	.503	0.5	1.4	.385	2.7	3.1	.897	3.6	6.3	9.9	4.7	1.4	4.1	1.5	2.0	18.4
11	ROBINSON, Jalil	40	5.6	13.3	.423	1.6	4.3	.386	5.4	6.2	.875	0.7	3.8	4.5	2.9	4.7	2.6	0.3	2.4	18.3
1	TUCKER, Deven	40	4.3	7.4	.576	0.0	0.0	.000	1.3	2.5	.500	3.9	4.7	8.6	5.0	1.4	2.8	0.9	3.3	9.8
14	TYUS, Jaquan	40	4.3	4.3	1.000	0.0	0.0	.000	1.4	2.9	.500	1.4	4.3	5.8	10.1	1.4	4.3	0.0	1.4	10.1
22	WHITNEY, Chappelle	40	6.0	13.5	.443	1.5	3.8	.400	1.7	2.7	.643	1.9	5.4	7.3	2.7	2.3	2.9	0.4	1.5	15.2
32	WILLIAMS, Colby	40	0.0	5.8	.000	0.0	2.9	.000	0.0	0.0	.000	2.9	2.9	5.8	0.0	0.0	5.8	0.0	0.0	0.0
20	WILLIAMS, Jelal	40	3.5	7.4	.475	0.0	0.4	.000	1.7	4.5	.375	5.0	5.4	10.4	7.8	1.7	2.4	2.8	2.2	8.7
2	YOUNGBLOOD, Sam	40	7.0	14.9	.471	3.5	8.3	.421	0.0	0.0	.000	0.9	3.9	4.8	3.5	2.2	3.5	0.0	1.8	17.5

Note: All statistics are pro-rated based on an average per 40-minute game.