



AUBURN UNIVERSITY AT MONTGOMERY BASKETBALL

2022-2023 AUM MEN'S BASKETBALL GAME NOTES | 35 POSTSEASON APPEARANCES | 12 NATIONAL TOURNAMENT APPEARANCES | 17 ALL-AMERICANS

AUBURN MONTGOMERY

11-11
OVERALL

9-9
GSC

NR/NR
NABC TOP 25 / D2SIDA TOP 25

MICHAEL CHEANEY
HEAD COACH

169-196
OVERALL

13th
SEASON

VS

LEE UNIVERSITY

13-5
OVERALL

12-5
GSC

NR/NR
NABC TOP 25 / D2SIDA TOP 25

BUBBA SMITH
HEAD COACH

303-225
OVERALL

20th
SEASON

STARTING LINEUP: WARHAWKS, FLAMES BOTH LOOK TO GET BACK INTO WIN COLUMN

➔ GAME INFORMATION:

GM NO. 23: Auburn Montgomery at West Georgia | **Venue:** AUM Athletics Complex | **City:** Montgomery, Ala. | **Tipoff:** Feb. 14 4 PM CT
TV: Warhawks Sports Network | **TALENT:** Mark Gilliam (Play-by-Play) | **Live Stats:** AUMathletics.com | **Social Media:** @AUMWarhawksMBB

➔ WOLVES GET THE BEST OF THE WARHAWKS, END AUM WIN STREAK:

The Auburn University at Montgomery men's basketball team had its three-game winning streak busted after getting outscored outscored 29-9 in the final nine minutes of gametime on Wednesday night as West Georgia ran away with an 86-66 Gulf South Conference win in midweek GSC basketball action. Sam Youngblood led all Warhawks with 22 points. Youngblood played all 40 minutes of the game, went 8-of-13 from the field, and was 6-of-9 from beyond the three-point arc. Joseph Lanzi added 18 points, three rebounds, and one assist while turning in a 3-for-7 mark from three-point territory.

➔ CLEANING UP THE BOARDS:

The Warhawks are averaging 36.5 rebounds per game, which ranks second in the GSC, and James Graham leads the way with 7.7 rebounds per game. Graham ranked second in the GSC last season at 7.1 rebounds per game, and ranks fourth this year. He has put up double-doubles in four of his last seven games, including a season-high 15 rebounds against Alabama Huntsville. He owns seven double-digit rebound games to go along with six double-doubles this season. Roderick Smith ranks second on the team averaging 5.7 boards, and Jalen Gaston ranks third on the team averaging 4.9 rebounds. Guard Joseph Lanzi ranks fourth on the squad clearing 4.0 boards per game.

➔ SCOUTING THE LEE FLAMES:

Jayce Willingham scores 17.0 points per game to lead the way for Lee, who sits in fourth in the Gulf South Conference standings as the regular season races into its final three weeks. Willingham adds 4.5 rebounds, while Play Smith is averaging 14.8 points per game as well. Smith also adds 6.4 rebounds (best on the team), 3.6 assists, and a team-leading 1.6 steals per game. The Flames are the second-leading scoring defense (64.5 points per game) and also rank first in the league in opposing field goal percentage (40.7 percent). Lee has also been the second-most successful team in the GSC in hitting three-point shots, as the Flames have hit 37.5 percent of their three-point attempts.

PROBABLE STARTING LINEUP:

0

DEVEN TUCKER
Sr. • F • 6-5 • 190

2

SAM YOUNGBLOOD
So. • G • 6-4 • 195

3

TRAVIS ANDERSON
Jr. • G • 6-0 • 175

4

JALEN GASTON
Sr. • G • 6-2 • 175

22

JOSEPH LANZI
Jr. • G • 6-5 • 195

▶ 2022-2023 SCHEDULE & RESULTS

OVERALL RECORD:	11-11
GSC:	9-9
NON-CONFERENCE:	2-2
HOME AWAY NEUTRAL:	6-3 5-5 0-2

NOVEMBER (2-4)

3	Jacksonville State (Exhibition)	L, 101-93
11	vs. RV Rollins College ¹	L, 85-83
12	vs. Florida Tech ¹	L, 80-72
19	#24 University of Alabama Huntsville*	L, 84-74
22	Spring Hill College	W, 87-84
26	RV University of West Alabama*	L, 81-51
28	at Shorter University*	W, 74-58

DECEMBER (4-4)

2	Delta State University*	W, 74-66
4	Mississippi College*	W, 79-74
9	at Lee University*	L, 85-60
11	University of West Georgia*	L, 63-60
16	at Christian Brothers University*	W, 77-74
18	at Union University*	L, 92-87 (OT)
29	at Georgia College	W, 67-64
31	Valdosta State University*	L, 77-71

JANUARY (5-2)

2	University of West Florida*	W, 98-75
7	at University of Montevallo*	L, 98-96
14	University of Alabama Huntsville*	W, 83-78
18	at RV University of West Alabama*	L, 66-65
21	Shorter University*	W, 94-86
26	at Mississippi College*	W, 65-60
28	at Delta State University*	W, 67-64

FEBRUARY (0-1)

1	at University of West Georgia*	L, 86-66
4	Lee University*	4 PM
9	Union University*	8 PM
11	Christian Brothers University*	4 PM
16	at University of West Florida*	7:30 PM
18	at Valdosta State University*	3 PM
25	University of Montevallo*	4 PM
28	GSC Tournament Super Tuesday	TBA

MARCH-APRIL | POSTSEASON

4 & 5	GSC Final Four!	TBA
11-14	NCAA South Regional ¹	TBA
21-25	NCAA Elite Eight ¹	TBA
3-25	NCAA National Championship	TBA

* - GSC Games | ¹ - South Region Tip-Off Challenge in Columbia, S.C.

¹ - GSC Semifinals & Finals Played at Pete Hanna Center in Birmingham, Ala.

¹ NCAA South Regional Games Played at Host Campus Site TBA | ¹ NCAA Elite Eight Games Played at TBA

ALL TIMES CENTRAL



NEWS & NOTES:

➔ RETURNING WARHAWKS:

The Warhawks return 10 players from last season's squad that went 12-16 and 9-11 in the GSC. AUM finished in a tie for eighth place in the GSC standings last year but lost out on a playoff birth in a tiebreaker scenario. AUM's top returning scorer is James Graham, who ranked 22nd in the GSC last season averaging 12.5 points per game. He also ranked second in the league in rebounding at 7.7 rebounds per contest. AUM also returns the team's top three shot blockers from last season's squad that finished first in all of NCAA Division II in blocks (174) and blocks per game (6.2). Graham (2.1) ranked first in the GSC in blocks, Roderick Smith (1.6) finished second, and Jelal Williams (1.2) finished fifth in the league in the category. Deven Tucker, Sam Youngblood, Tysen Banks, Jaxon Hunter, Strahinja Ivic, Zameron Boozer, and Gilbert Croley also all return for the Warhawks.

➔ ANDERSON NAMED A TOP NEWCOMER TO WATCH IN GSC:

Auburn University at Montgomery guard Travis Anderson was named to the Gulf South Conference Newcomer Watch List in the preseason. Anderson, a junior from Atlanta, Ga., is a transfer from Charleston Southern University. He was a Big South All-Freshman team member in 2019-2020 after averaging 8.9 points per game and led all Big South bench players in scoring average. He played 45 games for the Buccaneers and played 16.7 minutes per night.

➔ GULF SOUTH CONFERENCE PRESEASON POLL:

AUM was picked to finish 10th in this season's preseason coaches' poll. Defending Gulf South Conference tournament champion the University of Alabama in Huntsville was picked to win the league. They were followed by tournament runner-up, Lee. Valdosta State was picked to finish third in the league, West Alabama (104) was picked fourth, and Union (103) was picked fifth.

➔ THE 800 WIN MILESTONE:

The Warhawks own a 803-619 record all-time as a program. AUM, who began competing as an NAIA institution in the 1975-76 season, started the school's transition to NCAA Division II in 2016-17 when they competed as an NCAA independent. The Warhawks began playing a GSC schedule in 2017-2018. AUM reached the 800-win mark with a 83-78 win over Alabama Huntsville on Jan. 14 at home.

➔ NEWCOMER SCORING INFUSION:

The Warhawks have relied heavily on an infusion of scoring by new players on the roster this season. Newcomers this season account for 51.1 percent of AUM's scoring, or 843 of 1,650 points. The team's leading scorer, at 15.5 points per contest, is point guard Travis Anderson. Jalen Gaston is second on the squad at 13.2 points per game. Transfer wing Joe Lanzi is fourth on the team in scoring at 11.7 points per contest for the Warhawks.

➔ MONTGOMERY BLOCK PARTY:

AUM blocked 13 shot attempts against the University of West Alabama earlier this season, setting a new school record along the way. The previous record had been 11 blocks in a game, which the Warhawks did twice (in 2021 against Southeastern Baptist, and in 1997 against LaGrange). For the season, the Warhawks have blocked 28 shots as a team in five games, averaging 5.6 blocks per game. That number ranks first in the Gulf South Conference. James Graham leads the team and the league this season with 16 blocks (3.2 per game). AUM's top three shot blockers from last season are still on the roster, as Graham averaged 2.1 blocks to rank first in the league. The Warhawks totaled 174 blocks, or 6.2 per game. Roderick Smith (1.6) finished second in the GSC last season, and Jelal Williams (1.2) finished fifth.

➔ ANDERSON LEADING IN THE SCORING COLUMN:

Newcomer Travis Anderson leads the way for the AUM offense at 15.5 points per game. Anderson, currently ranked 11th in the Gulf South Conference in scoring, has posted double-figures 13 times this year. He scored a season-high 32 points against Mississippi College, and has scored 23 points or more five times this season. Anderson is also tied for fifth in the GSC in assists at 3.6 per game. He posted a season-best 10 assists for AUM in a 23-point win over West Florida. Anderson is averaging 15.5 points, 3.4 rebounds, 3.6 assists, and 1.4 steals in 34.8 minutes per game season.

➔ **GSC LEADERS:** Newcomer guard Joseph Lanzi is second in the GSC in three-point percentage at 45.1 percent (37-for-82). James Graham leads the GSC in blocks with 51, averaging 2.3 blocks per game, and is fourth in rebounding at 7.7 rebounds per game. Travis Anderson ranks sixth in minutes played (34.8), 11th in scoring (15.5), is tied for fifth in assists (3.6), and ranks 4th in three-point percentage (41.7 percent). The Warhawks rank tops in the league in blocked shots per contest (4.5), but also rank second-worst in the turnovers column with 16.0 per game.

➔ THE MICHAEL CHEANEY FILE:

The Warhawks' head men's basketball coach, Michael Cheaney, enters his 9th season at the helm of Auburn Montgomery and 13th overall as a collegiate head coach. Cheaney, a coaching veteran with more than 20 years of experience at the NCAA Division I, II, III and NAIA levels, took over the helm of AUM after spending four seasons as head coach at Voorhees College in Denmark, S.C.

Last season, AUM posted a record of 12-16 in 2021-22, highlighted by senior guard Isaiah Hart being named to the All-GSC second team. Hart finished third in the conference in points per game (18.2) and led the GSC with 114 assists. Senior guard Jeremiah Bozeman was named to the GSC All-Academic Team and the CoSIDA Academic All-District Team for his efforts both on the court and in the classroom. The Warhawks led all of NCAA Division II with 174 total blocked shots and 6.2 blocks per game. Junior forward James Graham led the GSC with 58 blocks while Roderick Smith ranked second with 42 and Jelal Williams ranked fifth with 30. Hart took home GSC player of the week honors twice over the course of the season while Bozeman and Graham were also named conference player of the week in 2021-22.

Prior to joining the coaching ranks, Cheaney was a standout student-athlete at Kentucky Wesleyan University. During his playing career, Cheaney earned the Senior Award as the Panthers' outstanding athlete and set the school record for field goal percentage, which he still owns today. He was also named the team's Most Improved Player. He still owns that Cheaney earned his bachelor's degree in criminal justice from Kentucky Wesleyan in 1996. He went on to earn a master's in sports management from Indiana State University.



▶ HOW THEY COMPARE



TALE OF THE TEAMS CATEGORY



75.0	POINTS PER GAME	73.3
46.1	FIELD GOAL PERCENTAGE	46.8
37.4	3-PT FIELD GOAL PERCENTAGE	37.5
75.5	FREE THROW PERCENTAGE	71.3
36.5	REBOUNDS PER GAME	33.7
10.5	ASSISTS PER GAME	14.6
16.0	TURNOVERS PER GAME	12.3
-2.3	TURNOVER MARGIN	1.1
0.7	ASSIST-TURNOVER RATIO	1.2
14.3	POINTS OFF TURNOVERS	15.1
7.2	STEALS PER GAME	6.3
4.5	BLOCKS PER GAME	2.9

▶ ALL-TIME SERIES HISTORY

DATE	SCORE	H/A/N
1.6.2005	L, 73-68 (OT)	A
2.7.2005	W, 86-71	H
12.1.2005	L, 94-79	A
1.26.2006	W, 74-60	H
1.23.2007	W, 74-55	H
2.3.2007	W, 70-63	A
3.2.2007	W, 70-54	H
12.6.2007	L, 81-72	A
2.7.2008	W, 69-67	H
12.4.2008	W, 71-69	H
2.5.2009	L, 80-63	A
3.7.2009	L, 85-70	H
1.9.2010	L, 67-63	A
2.13.2010	L, 66-54	H
11.18.2011	L, 61-49	A
11.16.2012	L, 87-67	H
11.30.2017	L, 82-63	A
11.29.2018	L, 74-56	H
2.16.2019	L, 73-63	A
11.23.2019	W, 73-71	H
2.15.2020	W, 80-73	A
3.3.2020	L, 81-57	A
2.2.2021	L, 62-56	H
2.26.2021	L, 83-52	A
2.27.2021	L, 77-76	A
1.2.2022	W, 68-61	H
2.5.2022	L, 74-60	A
12.9.2022	L, 85-60	A

Overall Series Record: **AUM trails 18-10**

Series Streak: Lee W2

AUM Home Record: 8-5

AUM Road Record: 2-13


AUM Neutral Site Record:

AUM OT Record: 0-1



AUBURN UNIVERSITY AT MONTGOMERY MEN'S BASKETBALL GAME NOTES


35 POSTSEASON APPEARANCES | 12 NATIONAL TOURNAMENT APPEARANCES | 17 ALL-AMERICANS




0
DEVEN TUCKER
Sr. • F • 6-5 • 190



1
RODERICK SMITH
Sr. • F • 6-8 • 240



2
SAM YOUNGBLOOD
So. • G • 6-4 • 195



3
TRAVIS ANDERSON
Jr. • G • 6-0 • 175



4
JALEN GASTON
Sr. • G • 6-2 • 175



5
TYSEN BANKS
Jr. • G • 6-0 • 185



10
JAXSON HUNTER
Sr. • G • 6-2 • 220



11
JAMES GRAHAM
Sr. • F • 6-7 • 225



12
STRAHINJA IVIC
Sr. • F • 6-7 • 215



14
JAUQUAN TYUS
Jr. • F • 6-6 • 225



15
ZAMERON BOOZER
Jr. • F • 6-8 • 240




20
JELAL WILLIAMS
R-Jr. • F • 6-9 • 185



21
GILBERT CROLEY
So. • G • 6-3 • 170



22
JOSEPH LANZI
Jr. • G • 6-5 • 195




25
ERIC STEWARD JR.
Fr. • G • 6-2 • 185



HC
MICHAEL CHEANEY
Head Coach



AC
BAILEY MCEWEN
Assistant Coach



AT
BRIELLE RINGLE
Athletic Training

QUICK FACTS • INFORMATION

Location	Montgomery, Ala., 36124
Founded	1967
Enrollment	5,211
Nickname	Warhawks
Colors	Orange and Black
National Affiliation	NCAA Division II
Conference	Gulf South Conference
President	Dr. Carl Stockton
Athletic Director	Erik Maas
Senior Women's Administrator	Amber Rae Childers
FAR:	John Aho
Stadium (Capacity)	AUM Athletics Complex (2,650)

COACHING STAFF

Head Coach	Michael Cheaney
Alma Mater/Yr	Kentucky Wesleyan/1996
Record at AUM/Yrs	97-141/9th
Overall Record/Yrs	169-196/13th
Assistant Coach	Bailey McEwen/4th
Alma Mater/Yr	Southern Indiana/2017

TEAM INFORMATION

2021-22 Record	12-16
Gulf South Conference Record	9-11
Regular Season	Tied for 8th
GSC Tournament	N/A
Final 2021-22 National Ranking	NR
Starters Returning/Lost (2021-22)	3/2
Letterwinners Returning/Lost (2021-22)	10/3

BASKETBALL HISTORY

First Year of Basketball	1975
All-time Record:	803-619
All-time GSC Record:	40-75
NCAA Appearances/Record	N/A
Last Appearance	N/A
Place:	N/A
Result:	N/A
Location:	N/A

EXTERNAL RELATIONS | ATHLETIC COMMUNICATIONS

The Auburn University at Montgomery **Sports Information Office** provides public relations to members of the media. Game day services include statistics, photography (when available), video clips (when available), and post-game access to coaches and student-athletes. The Sports Information office is located on the first floor of the AUM Athletics Complex in office suite 104.

Primary Contact **Cody Clark**

E-Mail: cclark26@aum.edu | Cell: (843) 610-6007

Secondary Contact **Mark Gilliam**

E-Mail: mgilliam@aum.edu | Cell: (205) 399-3114

2022-2023 AUBURN UNIVERSITY AT MONTGOMERY NUMERICAL ROSTER

#	NAME	POS	HT	WT	CLASS	HOMETOWN / PREVIOUS SCHOOL
0	Deven Tucker	F	6-5	190	Sr.	Birmingham, Ala. / Helena HS
1	Roderick Smith	F	6-8	240	Sr.	Cyrstal Springs, Miss. / Western Illinois
2	Sam Youngblood	G	6-4	195	So.	McCalla, Ala. / McAdory HS
3	Travis Anderson	G	6-0	175	Jr.	Atlanta, Ga. / Charleston Southern
4	Jalen Gaston	G	6-2	175	Sr.	Montgomery, Ala. / Enterprise State CC
5	Tyson Banks	G	6-0	185	Jr.	Memphis, Tenn. / Kilgore College
10	Jaxson Hunter	G	6-2	220	Sr.	Trussville, Ala. / Hewitt-Trussville HS
11	James Graham	F	6-7	225	Sr.	Maywood, Ill. / Cuyahoga CC
12	Strahinja Ivic	F	6-7	215	Sr.	Belgrade, Serbia / Garrett College
14	JaQuan Tyus	F/C	6-6	225	Jr.	Memphis, Tenn. / Shawnee CC
15	Zameron Boozer	F/C	6-8	240	So.	Lanett, Ala. / Jacksonville Univ.
20	Jelal Williams	F	6-9	185	R-Jr.	Dallas, Ga. / UNC Pembroke
21	Gilbert Croley	G	6-3	170	So.	Atlanta, Ga. / East Coweta HS
22	Jospeh Lanzi	G	6-5	195	Jr.	Chelseas, Ala. / Univ. of Charleston
25	Eric Steward Jr.	G	6-2	185	Fr.	Memphis, Tenn. / Douglass HS

Head Coach: Michael Cheaney (13th season - 9th at AUM)

Assistant Coach: Bailey McEwen (4th)

Athletic Training: Brielle Ringle (4th)

Sports Information: Cody Clark (3rd - 1st at AUM)



GULF SOUTH CONFERENCE STANDINGS

SCHOOL	CONF	CPCT.	OVERALL	PCT.	HOME	AWAY	NEUTRAL	STREAK
1. WEST ALABAMA -X	14-4	.778	18-4	.818	10-3	8-1	0-0	W5
2. WEST GEORGIA -X	14-4	.778	15-5	.750	9-1	6-4	0-0	W2
3. ALABAMA HUNTSVILLE	13-5	.722	18-6	.750	11-1	6-4	1-1	W3
4. LEE	12-5	.706	13-5	.722	8-2	5-3	0-0	L2
5. UNION	11-6	.647	12-9	.571	7-4	4-5	1-0	L1
6. VALDOSTA STATE	11-7	.611	15-9	.625	8-3	5-4	2-2	W1
7. AUBURN MONTGOMERY	9-9	.500	11-11	.500	6-3	5-6	0-2	L1
8. WEST FLORIDA	8-10	.444	12-10	.545	8-5	4-5	0-0	W5
MISSISSIPPI COLLEGE	8-11	.421	12-11	.522	7-4	3-7	2-0	L1
MONTEVALLO	7-12	.368	9-14	.391	5-6	3-7	1-1	L2
DELTA STATE	5-14	.263	6-16	.273	3-8	3-8	0-0	L5
CHRISTIAN BROTHERS	3-14	.176	3-17	.150	3-8	0-9	0-0	L5
SHORTER	2-16	.111	4-18	.182	2-9	2-7	0-2	W1

GULF SOUTH CONFERENCE WEEKLY HONORS

PLAYER OF THE WEEK

Nov. 8	Chaney Johnson, Alabama Huntsville
Nov. 15	Chaney Johnson, Alabama Huntsville
Nov. 22	Chaney Johnson, Alabama Huntsville
Nov. 29	Braxton Bertollette, UM
Dec. 6	Travis Anderson, AUM
Dec. 13	Tradavis Thompson, Mississippi College
Dec. 20	Tylandrius Parks, UU
Jan. 3	Braxton Bertollette, UM
Jan. 10	Boe Nguidjol, UU
Jan. 17	Maalik Cartwright, DSU
Jan. 24	Zawdie Jackson, UWG
Jan. 31	Wendall Matthews Jr., UWF
Feb. 4	
Feb. 14	
Feb. 21	
Feb. 27	

FRESHMAN OF THE WEEK

Nov. 8	N/A
Nov. 15	MJ Jones, Montevallo
Nov. 22	MJ Jones, Montevallo
Nov. 29	MJ Jones, Montevallo
Dec. 6	MJ Jones, Montevallo
Dec. 13	Ivan Prug, Union
Dec. 20	Tyler Moore, UM
Jan. 3	Tyler Moore, UM
Jan. 10	Tyler Moore, UM
Jan. 17	Caleb Allen, DSU
Jan. 24	Tyler Moore, UM
Jan. 31	Ivan Prug, Union
Feb. 4	
Feb. 14	
Feb. 21	
Feb. 27	



NATIONAL ASSOCIATION OF BASKETBALL COACHES TOP 25 POLL | JAN. 31, 2022

RNK	SCHOOL	RECORD	POINTS	PREV
1	INDIANA (PA.) (12)	20-0	396	1
2	NOVA SOUTHEASTERN (3)	20-0	386	2
3	BLACK HILLS STATE	18-1	363	6
4	NORTHWEST MISSOURI STATE	19-2	349	7
5	UNC PEMBROKE	21-1	330	8
6	CENTRAL OKLAHOMA	19-2	303	4
7	INDIANAPOLIS	18-2	298	10
8	LINCOLN MEMORIAL	20-2	276	3
9	HILLSDALE	19-2	269	11
10	COLORADO SCHOOL OF MINES	19-2	255	5
11	BENTLEY	17-2	233	14
12	POINT LOMA	20-3	227	13
13	FORT LEWIS	18-2	222	17
14	AUGUSTA	17-3	198	9
15	ANGELO STATE	18-3	169	21
16	WEST LIBERTY	17-3	153	22
17	CAL STATE SAN BERNARDINO	15-3	146	12
18	ST. THOMAS AQUINAS	19-3	91	23
19	MSU MOORHEAD	18-4	89	15
20	SOUTHERN NAZARENE	16-3	78	NR
21	NORTH GEORGIA	14-3	76	18
22	COLORADO MESA	16-4	69	16
23	WEST ALABAMA	17-4	52	NR
24	MERCYHURST	15-3	47	20
25	MISSOURI-ST. LOUIS	17-4	45	19

OTHERS RECEIVING VOTES:

EMPORIA STATE (KAN.) 23, NORTHERN STATE (S.D.) 13, PITTSBURGH-JOHNSTOWN (PA.) 9, VIRGINIA UNION 9, MONTANA STATE BILLINGS 8, SAINT ANSELM (N.H.) 6, USC AIKEN 5, FERRIS STATE (MICH.) 3, EAST STROUDSBURG (PA.) 1.

DROPPED OUT:

WEST VIRGINIA STATE (24), EAST STROUDSBURG (25).



WARHAWKS BY THE NUMBERS

803

wins that the AUM Warhawks men's basketball program has amassed since its debut season in 1975-1976. AUM has posted an all-time record of 803-619, which translates to a .564 winning percentage. AUM reached the 800-win mark as a program on Saturday, Jan., 14 in an 83-78 win over the University of Alabama in Huntsville.

36.5

rebounds per game that the Warhawks average this year. AUM ranks second in the GSC in per-game rebounding. They are also tied for second in the league in offensive rebounding, averaging 11.4 offensive boards per game.

13

blocks AUM tallied on Nov. 26 against the University of West Alabama to set a new school record. The 13 blocks is also tied for 6th all-time in GSC history in a single game. The Warhawks got six blocks from James Graham to lead the way, while Jelal Williams registered three blocks. Deven Tucker, Sam Youngblood, Jalen Gaston, and Zameron Boozer each posted one block in the contest.

4.5

blocks per game AUM averages this season, which leads the GSC. The Warhawks rank first in the league in blocks this year (99). AUM is fresh off a campaign last season in which they led all of NCAA Division II in blocks with 6.2 blocks per game in 28 games played.




GAME-BY-GAME TEAM COMPARISONS

Opponent	W/L	FGM-FGA	PCT.	3PM-3PA	PCT.	FTM-FTA	PCT.	OReb	DReb	TotReb	PF	AST	TO	BLK	STL	1stH	2ndH	OT	PTS
AUBURN MONTGOMERY	L	32-62	51.6%	11-22	50%	8-10	80%	11	22	33	18	15	20	4	9	40	43	-	83
Rollins College		32-61	52.5%	12-15	80%	9-13	69.2%	9	20	29	10	18	17	1	7	45	40	-	85
AUBURN MONTGOMERY	L	25-59	42.4%	5-18	27.8%	17-23	73.9%	17	27	44	16	6	18	6	1	31	41	-	72
Florida Tech		28-66	42.4%	10-25	40%	14-19	73.7%	12	21	33	16	14	8	3	12	42	38	-	80
AUBURN MONTGOMERY	L	26-66	39.4%	10-26	38.5%	12-18	66.7%	12	33	45	22	12	14	1	5	39	35	-	74
at #24 Alabama Huntsville		26-61	42.6%	9-38	23.7%	23-27	85.2%	5	33	38	17	13	7	2	7	38	46	-	84
Spring Hill College		28-59	47.5%	10-24	41.7%	18-19	94.7%	10	28	38	18	11	25	3	7	36	48	-	84
vs. AUBURN MONTGOMERY	W	34-77	44.2%	10-27	37%	9-11	81.8%	17	21	38	15	11	19	4	12	41	46	-	87
RV West Alabama		29-61	47.5%	1-10	10%	22-27	82%	17	24	41	22	10	17	0	5	44	37	-	81
vs. AUBURN MONTGOMERY	L	19-49	39%	2-11	18%	11-20	55%	8	15	23	22	7	21	13	10	18	33	-	51
AUBURN MONTGOMERY	W	29-63	46%	6-17	35.3%	10-12	83.3%	11	26	37	13	10	5	2	8	36	38	-	74
at Shorter		22-55	40%	7-22	31.8%	7-9	78%	6	21	27	12	13	13	4	0	28	30	-	58
Delta State		25-54	46.3%	10-29	34.5%	6-6	100%	8	19	27	10	10	14	1	6	35	31	-	66
vs. AUBURN MONTGOMERY	W	29-56	51.8%	12-22	54.5%	4-4	100%	8	21	29	10	8	11	1	7	38	36	-	74
Mississippi College		28-56	50%	0-10	0%	18-24	75%	9	19	28	20	12	13	0	3	39	35	-	74
vs. AUBURN MONTGOMERY	W	24-54	44.4%	6-21	28.6%	25-29	86.2%	13	22	35	18	4	14	2	5	35	44	-	79
AUBURN MONTGOMERY	L	23-65	35.4%	4-17	23.5%	10-11	91%	13	22	35	19	12	23	3	9	27	33	-	60
at Lee		30-62	48.4%	6-20	30%	19-23	82.6%	11	27	38	14	19	16	7	11	35	50	-	85
RV West Georgia		22-62	35.5%	5-20	25%	14-17	82.4%	10	22	32	11	4	10	1	9	37	26	-	63
vs. AUBURN MONTGOMERY	L	25-63	39.7%	4-19	21.1%	6-6	100%	16	31	47	14	7	20	7	3	27	33	-	60
AUBURN MONTGOMERY	W	24-49	49%	5-17	29.4%	24-29	82.8%	11	24	35	21	10	21	6	12	30	47	-	77
at Christian Brothers		25-54	46.3%	5-17	29.4%	19-24	79.2%	7	15	22	18	11	16	0	10	41	33	-	74
AUBURN MONTGOMERY	L	32-70	45.7%	9-24	37.5%	14-21	67%	8	28	36	29	14	15	2	9	36	45	6	87
at Union		24-56	42.9%	13-23	56.5%	31-43	72.1%	11	35	46	19	17	18	1	4	34	47	11	92
AUBURN MONTGOMERY	W	22-55	40%	6-16	37.5%	17-22	77.3%	9	34	43	15	2	17	3	7	32	35	-	67
at Georgia College		23-63	36.5%	9-27	33.3%	9-18	50%	10	27	37	16	15	13	2	5	32	32	-	64
Valdosta State		26-59	44.1%	4-17	23.5%	21-31	67.7%	11	26	37	17	8	15	3	10	35	42	-	77
vs. AUBURN MONTGOMERY	L	26-66	39.4%	6-23	26.1%	13-14	93%	15	27	42	24	9	19	5	5	35	36	-	71
West Florida		25-59	42.4%	5-15	33.3%	20-25	80%	13	11	24	14	10	12	0	4	37	38	-	75
vs. AUBURN MONTGOMERY	W	38-51	74.5%	14-22	63.6%	8-12	67%	3	23	26	19	21	17	10	9	41	57	-	98
AUBURN MONTGOMERY	L	35-63	55.6%	11-26	42.3%	15-24	62.5%	11	28	39	14	23	19	10	11	52	44	-	96
at Montevallo		35-74	47.3%	12-27	44.4%	16-19	84.2%	14	21	35	16	18	14	5	11	52	46	-	98
Alabama-Huntsville		27-65	41.5%	14-36	38.9%	10-11	90.9%	12	20	32	13	13	11	0	5	39	39	-	78
vs. AUBURN MONTGOMERY	W	32-65	49.2%	14-33	42.4%	5-6	83.3%	14	27	41	12	14	12	3	6	42	41	-	83
AUBURN MONTGOMERY	L	27-57	47.4%	7-16	43.8%	4-6	67%	9	22	31	19	12	15	6	4	19	46	-	65
at RV West Alabama		20-58	34.5%	6-20	30%	20-23	87%	17	21	38	8	10	14	1	5	19	47	-	66
Shorter		30-67	44.8%	14-30	46.7%	12-17	70.6%	12	25	37	19	14	14	2	5	43	43	-	86
vs. AUBURN MONTGOMERY	W	35-65	53.8%	6-17	35.3%	18-25	72%	11	25	36	14	12	9	1	10	49	45	-	94
AUBURN MONTGOMERY	W	25-62	40.3%	3-14	21.4%	12-15	80%	12	25	37	11	2	12	3	8	33	32	-	65
at Mississippi College		23-54	42.6%	7-22	31.8%	7-11	63.6%	8	27	35	15	14	18	1	6	31	29	-	60
AUBURN MONTGOMERY	W	25-51	49%	7-20	35%	10-12	83.3%	10	29	39	13	11	18	4	3	39	28	-	67
at Delta State		22-60	36.7%	13-40	32.5%	7-11	63.6%	8	16	24	13	15	9	2	11	30	34	-	64
AUBURN MONTGOMERY	L	25-59	42.4%	9-19	47.4%	7-13	53.8%	8	24	32	14	10	13	3	6	35	31	-	66
at West Georgia		35-76	46.1%	4-22	18.2%	12-17	70.6%	19	29	48	11	15	8	2	9	32	54	-	86



WARHAWKS POINTS-REBOUNDS-ASSISTS

	#0	#1	#2	#3	#4	#10	#11	#12	#15	#20	#21	#22	#25
OPPONENT	TUCKER	SMITH	YOUNGBLOOD	ANDERSON	GASTON	HUNTER	GRAHAM	IVIC	BOOZER	WILLIAMS	CROLEY	LANZI	STEWART JR.
vs. Rollins College	5-1-0	10-5-2	DNP	6-2-2	27-4-3	DNP	2-11-3	3-0-1	DNP	0-0-1	7-2-0	23-5-3	DNP
vs. Florida Tech	4-3-1	13-9-0	DNP	16-6-2	4-2-3	DNP	17-14-0	6-3-0	2-2-0	0-0-0	0-1-0	10-1-0	DNP
at #24 Ala. Huntsville*	0-3-1	8-2-0	8-3-2	18-8-2	16-10-4	DNP	11-7-1	3-3-0	0-0-0	1-2-0	0-2-0	9-2-2	0-0-0
Spring Hill	6-5-0	DNP	17-7-2	8-7-2	12-3-2	DNP	19-3-1	3-0-0	2-2-0	2-1-0	6-1-1	12-6-3	0-0-0
RV West Alabama	6-3-0	DNP	4-1-1	7-1-2	20-4-0	DNP	6-5-2	0-0-0	0-2-0	0-2-1	DNP	8-3-1	DNP
at Shorter*	2-6-0	DNP	6-4-1	26-2-0	10-8-2	DNP	19-7-1	DNP	DNP	DNP	5-0-1	6-5-1	DNP
Delta State*	4-5-0	4-3-0	16-5-3	14-3-2	19-4-1	DNP	12-3-1	DNP	0-0-0	DNP	DNP	5-3-1	DNP
Mississippi College*	4-3-0	8-5-0	0-4-0	32-6-2	17-6-1	DNP	14-5-0	DNP	0-0-0	DNP	0-0-0	4-3-1	DNP
at Lee*	2-3-0	13-8-0	10-3-2	2-3-6	15-4-3	0-0-0	6-7-0	DNP	0-0-0	0-1-0	5-1-1	2-1-0	5-1-0
West Georgia*	4-6-1	8-5-0	11-2-0	-	8-7-1	DNP	13-10-0	DNP	0-1-0	DNP	16-4-4	0-1-1	0-1-0
at Christian Brothers*	6-4-0	17-7-1	7-0-5	-	11-4-3	DNP	13-7-0	0-0-0	2-1-0	0-4-0	-	15-1-0	6-3-1
at Union (Tenn.)*	12-3-2	13-8-3	8-6-1	27-3-2	2-2-1	DNP	6-6-3	0-1-1	DNP	DNP	-	19-3-1	0-0-0
at Georgia College	4-0-0	5-7-0	7-1-0	17-3-0	7-11-2	DNP	12-7-0	0-0-0	DNP	DNP	-	15-5-0	DNP
Valdosta State*	4-9-0	8-9-0	5-3-0	10-2-5	16-6-1	DNP	10-3-1	0-0-0	DNP	DNP	-	18-4-2	DNP
West Florida*	2-0-0	-	14-3-2	18-0-10	10-1-2	0-0-1	20-9-3	0-0-0	4-4-0	6-4-0	-	24-2-3	0-0-0
at Montevallo*	4-1-1	-	7-2-2	23-7-6	14-8-3	DNP	17-10-4	0-0-0	6-2-0	8-4-1	-	17-4-6	DNP
Alabama Huntsville*	0-4-0	-	11-3-1	23-3-8	14-4-0	DNP	18-15-1	-	0-1-0	0-1-0	-	17-6-4	DNP
at RV West Alabama*	2-4-1	-	7-3-1	15-1-8	16-2-1	DNP	18-11-0	-	DNP	DNP	-	7-5-1	0-2-0
Shorter*	3-3-0	9-2-1	12-0-5	11-1-3	17-4-2	DNP	18-10-0	-	DNP	2-0-0	-	17-11-1	5-1-0
at Mississippi College*	0-4-0	15-6-0	11-4-0	-	18-7-1	DNP	18-5-0	-	DNP	1-2-0	-	2-3-1	DNP
at Delta State*	4-4-1	21-5-2	6-7-4	-	16-4-0	DNP	7-8-1	-	3-4-1	DNP	-	10-6-2	DNP
at West Georgia*	2-3-1	6-4-0	22-2-0	6-3-3	1-3-2	DNP	6-7-2	-	5-5-0	DNP	-	18-3-1	0-0-1
Lee*													
Union*													
Christian Brothers*													
at West Florida*													
at Valdosta State*													
Montevallo*													

WARHAWKS GAME HIGHS

Opponent	Pts	Rebs	Asts	Stls	Blks
vs. Rollins College	Gaston (27)	Graham (11)	Three w/ 3	Lanzi (4)	Graham (3)
vs. Florida Tech	Graham (17)	Graham (14)	Gaston (3)	Graham (3)	Graham (1)
#24 Ala. Huntsville*	Anderson (18)	Gaston (10)	Gaston (4)	Two w/ 2	Graham (1)
Spring Hill*	Graham (19)	Two w/ 7	Lanzi (3)	Two w/ 3	Graham (3)
RV West Alabama*	Gaston (20)	Graham (5)	Two w/ 2	Gaston (3)	Graham (6)
at Shorter*	Anderson (26)	Lanzi (10)	Lanzi (5)	Anderson (3)	Two w/ 1
Delta State*	Gaston (19)	Two w/ 5	Youngblood (3)	Two w/ 2	Smith (1)
Mississippi College*	Anderson (32)	Two w/ 6	Anderson (2)	Gaston (2)	Graham (2)
at Lee*	Gaston (15)	Smith (8)	Anderson (6)	Anderson (3)	Three w/ 1
West Georgia*	Croley (16)	Graham (10)	Croley (4)	Three w/ 1	Graham (5)
at Christian Brothers*	Smith (17)	Two w/ 7	Youngblood (5)	Youngblood (3)	Graham (3)
at Union*	Anderson (27)	Smith (8)	Two w/ 3	Gaston (3)	Two w/ 1
at Georgia College*	Anderson (17)	Gaston (11)	Gaston (2)	Two w/ 2	Three w/ 1
Valdosta State*	Lanzi (18)	Two w/ 9	Anderson (5)	Lanzi (3)	Smith (3)
West Florida*	Lanzi (24)	Graham (9)	Anderson (10)	Three w/ 2	Graham (6)
at Montevallo*	Anderson (23)	Graham (10)	Two w/ 6	Lanzi (3)	Graham (5)
Ala. Huntsville*	Anderson (23)	Graham (15)	Anderson (8)	Youngblood (2)	Graham (3)
at RV West Alabama*	Graham (18)	Graham (11)	Anderson (8)	Four w/ 1	Graham (5)
Shorter*	Graham (18)	Lanzi (11)	Youngblood (5)	Three w/ 2	Graham (1)
at Mississippi College*	Two w/ 18	Gaston (7)	Two w/ 1	Gaston (4)	Youngblood (2)
at Delta State*	Smith (21)	Graham (8)	Youngblood (4)	Lanzi (2)	Smith (3)
at West Georgia*					
Lee*					
Union*					
Christian Brothers*					
at West Florida*					
at Valdosta State*					
Montevallo*					

WARHAWKS STARTING LINEUPS

Opponent	G	G	G	F	F
vs. Rollins College	Anderson	Gaston	Ivic	Graham	Smith
vs. Florida Tech	Anderson	Gaston	Ivic	Graham	Smith
#24 Ala. Huntsville*	Anderson	Gaston	Ivic	Graham	Tucker
Spring Hill*	Anderson	Gaston	Youngblood	Lanzi	Tucker
RV West Alabama*	Anderson	Gaston	Youngblood	Lanzi	Tucker
at Shorter*	Anderson	Gaston	Youngblood	Lanzi	Tucker
Delta State*	Anderson	Gaston	Youngblood	Lanzi	Tucker
Mississippi College*	Anderson	Gaston	Youngblood	Lanzi	Tucker
at Lee*	Anderson	Gaston	Youngblood	Lanzi	Tucker
West Georgia*	Gaston	Youngblood	Lanzi	Graham	Tucker
at Christian Brothers*	Gaston	Youngblood	Lanzi	Graham	Tucker
at Union*	Gaston	Youngblood	Lanzi	Graham	Tucker
at Georgia College*	Anderson	Gaston	Lanzi	Graham	Tucker
Valdosta State*	Anderson	Gaston	Lanzi	Graham	Tucker
West Florida*	Anderson	Youngblood	Lanzi	Graham	Tucker
at Montevallo*	Anderson	Youngblood	Lanzi	Graham	Tucker
Ala. Huntsville*	Anderson	Youngblood	Lanzi	Graham	Tucker
at RV West Alabama*	Anderson	Youngblood	Lanzi	Graham	Tucker
Shorter*	Anderson	Youngblood	Lanzi	Graham	Tucker
at Mississippi College*	Gaston	Youngblood	Lanzi	Graham	Tucker
at Delta State*	Gaston	Youngblood	Lanzi	Graham	Tucker
at West Georgia*	Gaston	Youngblood	Lanzi	Graham	Tucker
Lee*					
Union*					
Christian Brothers*					
at West Florida*					
at Valdosta State*					
Montevallo*					



RECORD VERSUS ALL OPPONENTS

GULF SOUTH CONFERENCE SCHOOLS:

Alabama Huntsville	20-22
Christian Brothers	4-3
Delta State	5-8
Lee (Tenn.)	10-18
Mississippi College	6-4
Montevallo (Ala.)	33-31
Shorter	29-5
Union (Tenn.)	2-10
Valdosta State	4-14
West Alabama	1-12
West Georgia	1-11
West Florida	10-12

ALABAMA SCHOOLS:

Alabama Birmingham	0-1
Alabama State	8-27
Athens State (Ala.)	33-34
Birmingham Southern	20-34
Concordia (Ala.)	9-1
Faulkner	44-33
Huntingdon	11-5
Jacksonville State	2-8
Miles (Ala.)	3-1
Mobile (Ala.)	20-14
Samford	0-3
Selma	28-3
South Alabama	0-2
Spring Hill	27-22
Stillman College	6-0
Talladega	51-8
Troy	4-7
Tuskegee	11-4

OTHER OPPONENTS:

Albany State	0-2
Allen	1-0
Anderson	2-0
Arkansas-Monticello	0-1
Armstrong Atlantic State	0-1
Azusa Pacific	0-2
Baptist Christian	1-0
Barber-Scotia	1-1
Belhaven	9-12
Benedict College	0-1
Berry	8-5
Bethel (Tenn.)	1-1
Blue Mountain	3-0
Brevard	1-0
Brewton-Parker	30-6
Campbellsville	1-0
Carson Newman	0-1
Cedarville	1-0
Christian Heritage	1-0
Clafflin	3-3
Clark-Atlanta	0-2
Coastal Georgia	5-2
College of Charleston	3-2
Columbus State	3-2

Crichton	0-1
Cumberland	9-8
Dalton State	2-4
Daniel Payne	4-0
DeVry Institute	1-0
Dillard	22-9
Earl Paulk	3-0
Edward Waters	1-0
Embry-Riddle	2-2
Emmanuel	20-12
Eureka	1-0
Findlay	0-1
Flagler	0-1
Florida International	1-0
Florida Memorial	2-0
Florida Southern	1-0
Florida Tech	3-0
Fort Hays State	1-0
Fort Valley State	1-0
Francis Marion	0-1
Freed-Hardeman	0-4
Georgia College	1-2
Georgia Southwestern	16-20
Georgetown (Ky.)	0-1
Grace	1-0
Grand Canyon	0-1
Hastings	0-1
Hawaii Pacific	1-0
High Point	1-0
Indiana State	1-0
Jarvis Christian	1-0
Johnson C. Smith	2-0
Kansas State	0-1
Kearney State	0-1
Kennesaw State	1-0
Kentucky State	0-1
Kentucky Wesleyan	2-1
LaGrange	21-6
Lambuth	1-2
Lander	1-0
Lees-McRae	1-0
Life	1-15
Limestone	3-0
Lipscomb	0-1
Loyola-New Orleans	4-6
LSU-Shreveport	1-1
Martin Methodist	1-8
Middle Georgia State	3-4
Mohawk	1-0
Morris Brown	1-1
North Alabama	4-5
North Georgia	13-8
Oakwood	2-1
Oklahoma	0-1
Oklahoma Baptist	0-3
Oklahoma City	0-1
Paine	1-0
Patton	1-0

Paul Quinn	1-0
Pensacola Christian	1-0
Phillips	1-0
Piedmont	1-1
Pikeville	1-0
Point	2-2
Prairie View A&M	1-0
Puerto Rico-Mayaguez	1-0
Quincy	0-1
Reinhardt	15-5
Robert Morris-Chicago	0-1
Rollins College	0-3
South Carolina	0-1
Southeastern Baptist	1-0
South Carolina-Aiken	1-1
South Carolina-Spartanburg	0-1
Southern-Baton Rouge	0-1
Southern-New Orleans	14-3
Southern Benedictine	7-2
Southern Poly	14-21
Southern Wesleyan	23-8
St. Augustine's	0-1
St. Joseph's	1-0
St. Leo	1-1
St. Rose	1-0
St. Thomas Aquinas	0-1
Taylor (Ind.)	0-1
Tampa	1-0
Tennessee Temple	1-0
Tennessee Wesleyan	2-0
Texas College	4-1
Texas Tech	0-1
Thomas	3-1
Tiffin	1-0
Tougaloo	1-0
Trevecca Nazarene	4-2
Truett-McConnell	2-0
Tulane	0-1
Tusculum	1-0
University of the South	1-0
Voorhees	4-1
Washburn	0-1
Webber International	1-0
West Virginia Wesleyan	0-1
Westminster	0-1
Westmont	0-1
William Carey	27-15
William Jewell	2-0
Wisconsin-Eau Claire	1-0
Xavier (La.)	15-6
Young Harris	0-2

2022-2023 Auburn University at Montgomery Men's Basketball
Overall Statistics (as of Feb 1, 2023)

Overall Record: 11-11 Conf: 9-9 Home: 6-3 Away: 5-6 Neutral: 0-2

#	Player	GP-GS	MIN	AVG	FG		3PT		FT		Rebounds				PF	DQ	A	TO	BLK	STL	PTS	AVG
					FG-FGA	FG%	3FG-FGA	3FG%	FT-FTA	FT%	OFF	DEF	TOT	AVG								
03	Anderson, Travis	18-16	626	34.8	90-211	.427	46-111	.414	53-63	.841	17	44	61	3.4	22	0	65	56	2	25	279	15.5
04	Gaston, Jalen	22-17	719	32.7	102-264	.386	34-96	.354	52-65	.800	30	78	108	4.9	57	0	38	51	6	30	290	13.2
11	Graham, James	22-16	533	24.2	121-217	.558	9-21	.429	31-42	.738	50	120	170	7.7	60	2	24	46	51	20	282	12.8
22	Lanzi, Joseph	22-19	699	31.8	95-196	.485	37-82	.451	31-41	.756	26	62	88	4.0	62	1	39	47	1	30	258	11.7
01	Smith, Roderick	15-2	407	27.1	55-106	.519	0-2	.000	48-63	.762	29	56	85	5.7	39	1	9	44	11	8	158	10.5
02	Youngblood, Sam	21-17	653	31.1	73-189	.386	31-103	.301	12-14	.857	12	52	64	3.0	37	0	32	42	3	23	189	9.0
21	Croley, Gilbert	8-0	81	10.1	15-23	.652	3-7	.429	6-10	.600	2	9	11	1.4	10	0	7	12	0	5	39	4.9
00	Tucker, Deven	22-20	369	16.8	35-54	.648	0-0	.000	10-16	.625	30	48	78	3.5	46	0	9	17	10	5	80	3.6
15	Boozer, Zameron	14-0	94	6.7	9-18	.500	0-0	.000	6-9	.667	9	15	24	1.7	6	0	1	6	4	4	24	1.7
20	Williams, Jelal	12-0	92	7.7	6-13	.462	0-0	.000	8-16	.500	7	14	21	1.8	15	1	3	10	9	3	20	1.7
25	Steward Jr., Eric	10-0	66	6.6	6-18	.333	2-8	.250	2-4	.500	2	6	8	0.8	6	0	2	5	0	4	16	1.6
12	Ivic, Strahinja	11-3	84	7.6	5-18	.278	5-17	.294	0-0	.000	0	7	7	0.6	12	0	2	3	2	2	15	1.4
10	Hunter, Jaxon	2-0	3	1.5	0-0	.000	0-0	.000	0-0	.000	0	0	0	0.0	0	0	1	1	0	0	0	0.0
Total		22	4426	201.2	612-1327	.461	167-447	.374	259-343	.755	247	556	803	36.5	372	5	232	352	99	159	1650	75.00
Opponents			4425	201.1	585-1342	.436	176-509	.346	334-434	.770	239	507	746	33.9	329	6	284	302	41	152	1680	76.36

Team Statistics	UAM	OPP	Conf	Date	Opponent	W/L	Score	Att.
SCORING	1650	1680		11/11/22	vs Rollins	L	83-85	75
Points Per Game	75.0	76.4		11/12/22	vs Florida Tech	L	72-80	89
Scoring Margin	-1.4	-	*	11/19/22	at Alabama Huntsville	L	74-84	335
FIELD GOALS-ATT	612-1327	585-1342		11/22/22	SPRING HILL	W	87-84	204
Field Goal Pct	.461	.436	*	11/26/22	WEST ALA.	L	51-81	131
3 POINT FG-ATT	167-447	176-509	*	11/28/22	at Shorter	W	74-58	175
3PT FG Pct	.374	.346	*	12/02/22	DELTA ST.	W	74-66	228
3PT Made Per Game	7.6	8.0	*	12/04/22	MISSISSIPPI COL.	W	79-74	258
FREE THROWS-ATT	259-343	334-434	*	12/09/22	at Lee	L	60-85	313
FT Pct	.755	.770	*	12/11/22	WEST GA.	L	60-63	159
FT Made Per Game	11.8	15.2	*	12/16/22	at Christian Brothers	W	77-74	219
REBOUNDS	803	746	*	12/18/22	at Union (TN)	L (OT)	87-92	150
Rebounds Per Game	36.5	33.9		12/29/22	at Georgia College	W	67-64	167
Rebounds Margin	2.6	-	*	12/31/22	VALDOSTA ST.	L	71-77	181
ASSISTS	232	284	*	01/02/23	WEST FLORIDA	W	98-75	160
Assists Per Game	10.5	12.9	*	01/07/23	at Montevallo	L	96-98	198
TURNOVERS	352	302	*	01/14/23	ALABAMA HUNTSVILLE	W	83-78	560
Turnovers Per Game	16.0	13.7	*	01/18/23	at West Ala.	L	65-66	301
Turnovers Margin	-2.3	-	*	01/21/23	SHORTER	W	94-86	410
Assist/Turnover Ratio	0.7	0.9	*	01/26/23	at Mississippi Col.	W	65-60	0
STEALS	159	152	*	01/28/23	at Delta St.	W	67-64	300
Steals Per Game	7.2	6.9	*	02/01/23	at West Ga.	L	66-86	773
BLOCKS	99	41	* = Conference game					
Blocks Per Game	4.5	1.9						
ATTENDANCE	2,291	2,931						
Dates/Avg Per Date	9-255	11-266						
Neutral Site #/Avg	-	2-82						

Score by Periods	1st	2nd	OT	Total
Auburn-Montgomery	775	869	6	1650
Opponents	804	865	11	1680

2022-2023 Auburn University at Montgomery Men's Basketball
Overall Statistics (as of Feb 1, 2023)

Conference Games Only

Conf: 9-9 Home: 5-3 Away: 4-6 Neutral: 0-0

#	Player	GP-GS	MIN	AVG	FG		3PT		FT		Rebounds				PF	DQ	A	TO	BLK	STL	PTS	AVG
					FG-FGA	FG%	3FG-FGA	3FG%	FT-FTA	FT%	OFF	DEF	TOT	AVG								
03	Anderson, Travis	14-12	485	34.6	76-167	.455	41-91	.451	39-45	.867	11	32	43	3.1	18	0	59	37	1	23	232	16.6
04	Gaston, Jalen	18-13	589	32.7	84-213	.394	29-81	.358	43-55	.782	25	63	88	4.9	45	0	28	49	4	25	240	13.3
11	Graham, James	18-13	452	25.1	100-176	.568	6-16	.375	26-35	.743	36	99	135	7.5	52	2	20	33	41	18	232	12.9
22	Lanzi, Joseph	18-17	574	31.9	74-158	.468	27-62	.435	23-31	.742	20	51	71	3.9	54	1	33	37	1	23	198	11.0
01	Smith, Roderick	12-0	311	25.9	45-85	.529	0-1	.000	40-52	.769	24	40	64	5.3	32	1	7	38	11	7	130	10.8
02	Youngblood, Sam	18-16	593	32.9	64-163	.393	27-90	.300	10-12	.833	11	44	55	3.1	34	0	30	40	3	20	165	9.2
21	Croley, Gilbert	5-0	53	10.6	10-15	.667	2-4	.500	4-5	.800	0	7	7	1.4	6	0	6	2	0	1	26	5.2
00	Tucker, Deven	18-18	312	17.3	26-41	.634	0-0	.000	9-15	.600	24	44	68	3.8	41	0	8	13	9	4	61	3.4
20	Williams, Jelal	9-0	72	8.0	5-12	.417	0-0	.000	8-16	.500	6	14	20	2.2	11	1	2	7	8	3	18	2.0
25	Steward Jr., Eric	9-0	62	6.9	6-16	.375	2-8	.250	2-4	.500	2	6	8	0.9	5	0	2	5	0	3	16	1.8
15	Boozer, Zameron	12-0	86	7.2	8-17	.471	0-0	.000	4-7	.571	7	13	20	1.7	6	0	1	5	4	2	20	1.7
12	Ivic, Strahinja	7-1	33	4.7	1-11	.091	1-11	.091	0-0	.000	0	4	4	0.6	4	0	1	2	0	1	3	0.4
10	Hunter, Jaxon	2-0	3	1.5	0-0	.000	0-0	.000	0-0	.000	0	0	0	0.0	0	0	1	1	0	0	0	0.0
Total		18	3625	201.4	499-1074	.465	135-364	.371	208-277	.751	193	452	645	35.8	308	5	198	278	82	130	1341	74.50
Opponents			3625	201.4	474-1093	.434	135-418	.323	284-365	.778	198	411	609	33.8	269	4	226	239	32	121	1367	75.94

Team Statistics	UAM	OPP	Date	Opponent	W/L	Score	Att.
SCORING	1341	1367	11/19/22	at Alabama Huntsville	L	74-84	335
Points Per Game	74.5	75.9	11/26/22	WEST ALA.	L	51-81	131
Scoring Margin	-1.4	-	11/28/22	at Shorter	W	74-58	175
FIELD GOALS-ATT	499-1074	474-1093	12/02/22	DELTA ST.	W	74-66	228
Field Goal Pct	.465	.434	12/04/22	MISSISSIPPI COL.	W	79-74	258
3 POINT FG-ATT	135-364	135-418	12/09/22	at Lee	L	60-85	313
3PT FG Pct	.371	.323	12/11/22	WEST GA.	L	60-63	159
3PT Made Per Game	7.5	7.5	12/16/22	at Christian Brothers	W	77-74	219
FREE THROWS-ATT	208-277	284-365	12/18/22	at Union (TN)	L (OT)	87-92	150
FT Pct	.751	.778	12/31/22	VALDOSTA ST.	L	71-77	181
FT Made Per Game	11.6	15.8	01/02/23	WEST FLORIDA	W	98-75	160
REBOUNDS	645	609	01/07/23	at Montevallo	L	96-98	198
Rebounds Per Game	35.8	33.8	01/14/23	ALABAMA HUNTSVILLE	W	83-78	560
Rebounds Margin	2.0	-	01/18/23	at West Ala.	L	65-66	301
ASSISTS	198	226	01/21/23	SHORTER	W	94-86	410
Assists Per Game	11.0	12.6	01/26/23	at Mississippi Col.	W	65-60	0
TURNOVERS	278	239	01/28/23	at Delta St.	W	67-64	300
Turnovers Per Game	15.4	13.3	02/01/23	at West Ga.	L	66-86	773
Turnovers Margin	-2.1	-					
Assist/Turnover Ratio	0.7	0.9					
STEALS	130	121					
Steals Per Game	7.2	6.7					
BLOCKS	82	32					
Blocks Per Game	4.6	1.8					
ATTENDANCE	2,087	2,764					
Dates-Avg Per Date	8-261	10-276					
Neutral Site #-Avg	-	0-0					

Score by Periods	1st	2nd	OT	Total
Auburn-Montgomery	631	704	6	1341
Opponents	649	707	11	1367