



# AUBURN UNIVERSITY AT MONTGOMERY BASKETBALL

2022-2023 AUM MEN'S BASKETBALL GAME NOTES | 35 POSTSEASON APPEARANCES | 12 NATIONAL TOURNAMENT APPEARANCES | 17 ALL-AMERICANS

**AUBURN MONTGOMERY**

**14-13**  
OVERALL

**12-11**  
GSC

**NR/NR**  
NABC TOP 25 / D2SIDA TOP 25

**MICHAEL CHEANEY**  
HEAD COACH

**172-198**  
OVERALL

**13th**  
SEASON

**VS**

**MONTVALLO**

**8-15**  
OVERALL

**10-17**  
GSC

**NR/NR**  
NABC TOP 25 / D2SIDA TOP 25

**ANTHONY KOMARA**  
HEAD COACH

**8-15**  
OVERALL

**1st**  
SEASON

## STARTING LINEUP: WARHAWKS HOST FALCONS FOR SENIOR DAY, REGULAR SEASON FINALE

### ➔ GAME INFORMATION:

**GM NO. 28:** Auburn Montgomery vs. Montevallo | **Venue:** AUM Athletics Complex | **City:** Montgomery, Ala. | **Tipoff:** Feb. 25, 4 PM CT  
**TV:** Warhawk Sports Network | **Live Stats:** AUMathletics.com | **Social Media:** @AUMWarhawksMBB

### ➔ WARHAWKS DISPATCH WEST FLORIDA ON THE ROAD, SECURE GSC TOURNAMENT BERTH:

The Auburn University at Montgomery men's basketball team got 17 points and 10 rebounds from senior forward James Graham, and the Warhawks clinched a berth in the upcoming Gulf South Conference tournament courtesy of a 70-65 win over the University of West Florida on Thursday night. Graham posted a double-double, his seventh of the season, while Roderick Smith (14 points and seven rebounds) and Sam Youngblood (10 points, four rebounds, and two assists) also scored in double figures for the Warhawks.

### ➔ CHEANEY SECURES 100TH AUM VICTORY:

Head coach Michael Cheaney secured his 100th career victory leading the Auburn University at Montgomery men's basketball program with the Warhawks' win over the West Florida Argonauts. Cheaney is in his ninth season at the helm of AUM. This season, he has helped lead the black and orange to 14 wins, which is the second highest win total for the program since a 17-win 2015-16 season.

### ➔ CLEANING UP THE BOARDS:

The Warhawks are averaging 37.1 rebounds per game, which ranks second in the GSC, and James Graham leads the way with 7.7 rebounds per game. Graham ranked second in the GSC last season at 7.1 rebounds per game, and ranks second this year. Graham has posted a double-double in six of his last 12 games, including a season-high 15 rebounds against Alabama Huntsville. He owns nine double-digit rebound games to go along with eight double-doubles this season. Roderick Smith ranks second on the team averaging 6.3 boards, and Jalen Gaston ranks third on the team averaging 4.9 rebounds. Guard Joseph Lanzi ranks fourth on the squad clearing 4.2 boards per game.

### ➔ SCOUTING THE FALCONS:

Montevallo is led by Braxton Bertolette, who is the only player in the Gulf South Conference averaging north of 20 points per game at 21.1. The guard has hit 68 three-pointers, which ranks fifth in the league, and he also grabs 5.0 rebounds per game, 1.3 assists per game, and 1.1 steals per contest. Mason Shifflet (13.5) and James McNeil (12.5) are the other two Falcons averaging double-digits. Last time out between the Warhawks and the Falcons, Montevallo drained a last-second three-pointer to beat the buzzer and steal a win in Montevallo, Ala.

## PROBABLE STARTING LINEUP:



**0**

**DEVEN TUCKER**  
Sr. • F • 6-5 • 190



**2**

**SAM YOUNGBLOOD**  
So. • G • 6-4 • 195



**3**

**TRAVIS ANDERSON**  
Jr. • G • 6-0 • 175



**4**

**JALEN GASTON**  
Sr. • G • 6-2 • 175



**22**

**JOSEPH LANZI**  
Jr. • G • 6-5 • 195

## ▶ 2022-2023 SCHEDULE & RESULTS

<b>OVERALL RECORD:</b>	<b>14-13</b>
GSC:	12-11
NON-CONFERENCE:	2-2
HOME   AWAY   NEUTRAL:	8-4   6-6   0-2

### NOVEMBER (2-4)

3	Jacksonville State (Exhibition)	L, 101-93
11	vs. RV Rollins College*	L, 85-83
12	vs. Florida Tech*	L, 80-72
19	#24 University of Alabama Huntsville*	L, 84-74
22	Spring Hill College	W, 87-84
26	RV University of West Alabama*	L, 81-51
28	at Shorter University*	W, 74-58

### DECEMBER (4-4)

2	Delta State University*	W, 74-66
4	Mississippi College*	W, 79-74
9	at Lee University*	L, 85-60
11	University of West Georgia*	L, 63-60
16	at Christian Brothers University*	W, 77-74
18	at Union University*	L, 92-87 (OT)
29	at Georgia College	W, 67-64
31	Valdosta State University*	L, 77-71

### JANUARY (5-2)

2	University of West Florida*	W, 98-75
7	at University of Montevallo*	L, 98-96
14	University of Alabama Huntsville*	W, 83-78
18	at RV University of West Alabama*	L, 66-65
21	Shorter University*	W, 94-86
26	at Mississippi College*	W, 65-60
28	at Delta State University*	W, 67-64

### FEBRUARY (2-2)

1	at University of West Georgia*	L, 86-66
4	Lee University*	L, 101-90
9	Union University*	W, 86-80
11	Christian Brothers University*	W, 83-76
16	at University of West Florida*	W, 75-70
18	at Valdosta State University*	L, 106-88
25	University of Montevallo*	4 PM
28	GSC Tournament Super Tuesday	TBA

### MARCH-APRIL | POSTSEASON

4 & 5	GSC Final Four!	TBA
11-14	NCAA South Regional*	TBA
21-25	NCAA Elite Eight*	TBA
3-25	NCAA National Championship	TBA

\* - GSC Games | 1 - South Region Tip-Off Challenge in Columbia, S.C.

1 - GSC Semifinals & Finals Played at Pete Hanna Center in Birmingham, Ala.

\*NCAA South Regional Games Played at Host Campus Site TBA | \*NCAA Elite Eight Games Played at TBA

ALL TIMES CENTRAL



## NEWS &amp; NOTES:

## ➔ RETURNING WARHAWKS:

The Warhawks return 10 players from last season's squad that went 12-16 and 9-11 in the GSC. AUM finished in a tie for eighth place in the GSC standings last year but lost out on a playoff birth in a tiebreaker scenario. AUM's top returning scorer is James Graham, who ranked 22nd in the GSC last season averaging 12.5 points per game. He also ranked second in the league in rebounding at 7.7 rebounds per contest. AUM also returns the team's top three shot blockers from last season's squad that finished first in all of NCAA Division II in blocks (174) and blocks per game (6.2). Graham (2.1) ranked first in the GSC in blocks, Roderick Smith (1.6) finished second, and Jelal Williams (1.2) finished fifth in the league in the category. Deven Tucker, Sam Youngblood, Tysen Banks, Jaxon Hunter, Strahinja Ivic, Zameron Boozer, and Gilbert Croley also all return for the Warhawks.

## ➔ ANDERSON NAMED A TOP NEWCOMER TO WATCH IN GSC:

Auburn University at Montgomery guard Travis Anderson was named to the Gulf South Conference Newcomer Watch List in the preseason. Anderson, a junior from Atlanta, Ga., is a transfer from Charleston Southern University. He was a Big South All-Freshman team member in 2019-2020 after averaging 8.9 points per game and led all Big South bench players in scoring average. He played 45 games for the Buccaneers and played 16.7 minutes per night.

## ➔ GULF SOUTH CONFERENCE PRESEASON POLL:

AUM was picked to finish 10th in this season's preseason coaches' poll. Defending Gulf South Conference tournament champion the University of Alabama in Huntsville was picked to win the league. They were followed by tournament runner-up, Lee. Valdosta State was picked to finish third in the league, West Alabama (104) was picked fourth, and Union (103) was picked fifth.

## ➔ THE 800 WIN MILESTONE:

The Warhawks own a 806-621 record all-time as a program. AUM, who began competing as an NAIA institution in the 1975-76 season, started the school's transition to NCAA Division II in 2016-17 when they competed as an NCAA independent. The Warhawks began playing a GSC schedule in 2017-2018. AUM reached the 800-win mark with a 83-78 win over Alabama Huntsville on Jan. 14 at home.

## ➔ NEWCOMER SCORING INFUSION:

The Warhawks have relied heavily on an infusion of scoring by new players on the roster this season. Newcomers this season account for 49.9 percent of AUM's scoring, or 1,033 of 2,067 points. The team's leading scorer, at 14.7 points per contest, is point guard Travis Anderson. Jalen Gaston is second on the squad at 13.0 points per game. Transfer wing Joe Lanzi is fifth on the team in scoring at 12.1 points per contest for the Warhawks.

## ➔ MONTGOMERY BLOCK PARTY:

AUM blocked 13 shot attempts against the University of West Alabama earlier this season, setting a new school record along the way. The previous record had been 11 blocks in a game, which the Warhawks did twice (in 2021 against Southeastern Baptist, and in 1997 against LaGrange). For the season, the Warhawks have blocked 115 shots as a team in 27 games, averaging 4.3 blocks per game. That number ranks first in the Gulf South Conference. James Graham leads the team and the league this season with 57 blocks (2.2 per game). AUM's top three shot blockers from last season are still on the roster, as Graham averaged 2.1 blocks to rank first in the league. The Warhawks totaled 174 blocks, or 6.2 per game. Roderick Smith (1.6) finished second in the GSC last season, and Jelal Williams (1.2) finished fifth.

## ➔ ANDERSON LEADING IN THE SCORING COLUMN:

Newcomer Travis Anderson leads the way for the AUM offense at 15.8 points per game. Anderson, currently ranked 14th in the Gulf South Conference in scoring, has posted double-figures 16 times this year. He scored a season-high 32 points against Mississippi College, and has scored 23 points or more five times this season. Anderson is also fifth in the GSC in assists at 4.0 per game. He posted a season-best 10 assists for AUM in a 23-point win over West Florida. Anderson is averaging 14.7 points, 3.0 rebounds, 4.0 assists, and 1.4 steals in 34.9 minutes per game season.

➔ GSC LEADERS: Newcomer guard Joseph Lanzi leads all regular starters in the GSC in three-point percentage at 46 percent (46-for-100). James Graham leads the GSC in blocks with 57, averaging 2.2 blocks per game, and is second in rebounding at 7.7 rebounds per game. Travis Anderson ranks sixth in minutes played (34.9), 9th in scoring (15.8), fifth in assists (4.0), and ranks seventh in three-point percentage (40.3 percent). The Warhawks rank tops in the league in blocked shots per contest (4.3), but also rank second-worst in the turnovers column with 15.6 per game.

## ➔ THE MICHAEL CHEANEY FILE:



The Warhawks' head men's basketball coach, Michael Cheaney, enters his 9th season at the helm of Auburn Montgomery and 13th overall as a collegiate head coach. Cheaney, a coaching veteran with more than 20 years of experience at the NCAA Division I, II, III and NAIA levels, took over the helm of AUM after spending four seasons as head coach at Voorhees College in Denmark, S.C.

Last season, AUM posted a record of 12-16 in 2021-22, highlighted by senior guard Isaiah Hart being named to the All-GSC second team. Hart finished third in the conference in points per game (18.2) and led the GSC with 114 assists. Senior guard Jeremiah Bozeman was named to the GSC All-Academic Team and the CoSIDA Academic All-District Team for his efforts both on the court and in the classroom. The Warhawks led all of NCAA Division II with 174 total blocked shots and 6.2 blocks per game. Junior forward James Graham led the GSC with 58 blocks while Roderick Smith ranked second with 42 and Jelal Williams ranked fifth with 30. Hart took home GSC player of the week honors twice over the course of the season while Bozeman and Graham were also named conference player of the week in 2021-22.

Prior to joining the coaching ranks, Cheaney was a standout student-athlete at Kentucky Wesleyan University. During his playing career, Cheaney earned the Senior Award as the Panthers' outstanding athlete and set the school record for field goal percentage, which he still owns today. He was also named the team's Most Improved Player. He still owns that Cheaney earned his bachelor's degree in criminal justice from Kentucky Wesleyan in 1996. He went on to earn a master's in sports management from Indiana State University.



## ▶ HOW THEY COMPARE

	TALE OF THE TEAMS CATEGORY	
76.6	POINTS PER GAME	78.0
46.5	FIELD GOAL PERCENTAGE	44.1
37.4	3-PT FIELD GOAL PERCENTAGE	33.5
75.0	FREE THROW PERCENTAGE	78.7
37.1	REBOUNDS PER GAME	33.3
11.1	ASSISTS PER GAME	12.6
15.6	TURNOVERS PER GAME	13.3
-2.1	TURNOVER MARGIN	1.0
0.7	ASSIST-TURNOVER RATIO	0.9
14.4	POINTS OFF TURNOVERS	15.0
7.1	STEALS PER GAME	6.9
4.3	BLOCKS PER GAME	1.9

## ▶ ALL-TIME SERIES HISTORY

DATE	SCORE	H/A/N
11.7.1997	W, 90-73	A
11.20.1999	L, 64-59	A
11.17.2016	L, 71-64	H
12.8.2016	L, 73-72	A
1.4.2018	L, 80-77	A
12.13.2018	L, 95-74	A
1.10.2019	L, 95-79	H
12.16.2019	L, 87-75	H
1.9.2020	L, 63-62	A
1.8.2022	W, 78-73	A
1.29.2022	L, 86-83	H
1.7.2023	L, 98-96	A

Overall Series Record: AUM trails 10-2

Series Streak: AUM L2

AUM Home Record: 0-4

AUM Road Record: 2-6


AUM Neutral Site Record: -

AUM OT Record: -



# AUBURN UNIVERSITY AT MONTGOMERY MEN'S BASKETBALL GAME NOTES


35 POSTSEASON APPEARANCES | 12 NATIONAL TOURNAMENT APPEARANCES | 17 ALL-AMERICANS



**DEVEN TUCKER**  
Sr. • F • 6-5 • 190



**RODERICK SMITH**  
Sr. • F • 6-8 • 240



**SAM YOUNGBLOOD**  
So. • G • 6-4 • 195



**TRAVIS ANDERSON**  
Jr. • G • 6-0 • 175



**JALEN GASTON**  
Sr. • G • 6-2 • 175



**TYSEN BANKS**  
Jr. • G • 6-0 • 185



**JAXSON HUNTER**  
Sr. • G • 6-2 • 220



**JAMES GRAHAM**  
Sr. • F • 6-7 • 225



**STRAHINJA IVIC**  
Sr. • F • 6-7 • 215



**JAUQUAN TYUS**  
Jr. • F • 6-6 • 225



**ZAMERON BOOZER**  
Jr. • F • 6-8 • 240



**JELAL WILLIAMS**  
R-Jr. • F • 6-9 • 185



**GILBERT CROLEY**  
So. • G • 6-3 • 170



**JOSEPH LANZI**  
Jr. • G • 6-5 • 195



**ERIC STEWARD JR.**  
Fr. • G • 6-2 • 185



**HC**  
**MICHAEL CHEANEY**  
Head Coach



**AC**  
**BAILEY MCEWEN**  
Assistant Coach



**AT**  
**BRIELLE RINGLE**  
Athletic Training

## QUICK FACTS • INFORMATION

Location	Montgomery, Ala., 36124
Founded	1967
Enrollment	5,211
Nickname	Warhawks
Colors	Orange and Black
National Affiliation	NCAA Division II
Conference	Gulf South Conference
President	Dr. Carl Stockton
Athletic Director	Erik Maas
Senior Women's Administrator	Amber Rae Childers
FAR:	John Aho
Stadium (Capacity)	AUM Athletics Complex (2,650)

## COACHING STAFF

Head Coach	Michael Cheaney
Alma Mater/Yr	Kentucky Wesleyan/1996
Record at AUM/Yrs	100-143/9th
Overall Record/Yrs	172-198/13th
Assistant Coach	Bailey McEwen/4th
Alma Mater/Yr	Southern Indiana/2017

## TEAM INFORMATION

2021-22 Record	12-16
Gulf South Conference Record	9-11
Regular Season	Tied for 8th
GSC Tournament	N/A
Final 2021-22 National Ranking	NR
Starters Returning/Lost (2021-22)	3/2
Letterwinners Returning/Lost (2021-22)	10/3

## BASKETBALL HISTORY

First Year of Basketball	1975
All-time Record:	806-621
All-time GSC Record:	43-77
NCAA Appearances/Record	N/A
Last Appearance	N/A
Place:	N/A
Result:	N/A
Location:	N/A

## EXTERNAL RELATIONS | ATHLETIC COMMUNICATIONS

The Auburn University at Montgomery **Sports Information Office** provides public relations to members of the media. Game day services include statistics, photography (when available), video clips (when available), and post-game access to coaches and student-athletes. The Sports Information office is located on the first floor of the AUM Athletics Complex in office suite 104.

**Primary Contact** ..... **Cody Clark**

E-Mail: cclark26@aum.edu | Cell: (843) 610-6007

**Secondary Contact** ..... **Mark Gilliam**

E-Mail: mgilliam@aum.edu | Cell: (205) 399-3114

## 2022-2023 AUBURN UNIVERSITY AT MONTGOMERY NUMERICAL ROSTER

#	NAME	POS	HT	WT	CLASS	HOMETOWN / PREVIOUS SCHOOL
0	Deven Tucker	F	6-5	190	Sr.	Birmingham, Ala. / Helena HS
1	Roderick Smith	F	6-8	240	Sr.	Cyrstal Springs, Miss. / Western Illinois
2	Sam Youngblood	G	6-4	195	So.	McCalla, Ala. / McAdory HS
3	Travis Anderson	G	6-0	175	Jr.	Atlanta, Ga. / Charleston Southern
4	Jalen Gaston	G	6-2	175	Sr.	Montgomery, Ala. / Enterprise State CC
5	Tysen Banks	G	6-0	185	Jr.	Memphis, Tenn. / Kilgore College
10	Jaxson Hunter	G	6-2	220	Sr.	Trussville, Ala. / Hewitt-Trussville HS
11	James Graham	F	6-7	225	Sr.	Maywood, Ill. / Cuyahoga CC
12	Strahinja Ivic	F	6-7	215	Sr.	Belgrade, Serbia / Garrett College
14	JaQuan Tyus	F/C	6-6	225	Jr.	Memphis, Tenn. / Shawnee CC
15	Zameron Boozer	F/C	6-8	240	So.	Lanett, Ala. / Jacksonville Univ.
20	Jelal Williams	F	6-9	185	R-Jr.	Dallas, Ga. / UNC Pembroke
21	Gilbert Croley	G	6-3	170	So.	Atlanta, Ga. / East Coweta HS
22	Jospeh Lanzi	G	6-5	195	Jr.	Chelseas, Ala. / Univ. of Charleston
25	Eric Steward Jr.	G	6-2	185	Fr.	Memphis, Tenn. / Douglass HS

**Head Coach:** Michael Cheaney (13th season - 9th at AUM)

**Assistant Coach:** Bailey McEwen (4th)

**Athletic Training:** Brielle Ringle (4th)

**Sports Information:** Cody Clark (3rd - 1st at AUM)




**GULF SOUTH CONFERENCE STANDINGS** (X - CLINCHED SPOT IN GSC TOURNAMENT | Y - CLINCHED HOME GAME)

SCHOOL	CONF	CPCT.	OVERALL	PCT.	HOME	AWAY	NEUTRAL	STREAK
WEST ALABAMA -XY	17-5	.773	21-5	.808	11-3	10-2	0-0	L1
ALABAMA HUNTSVILLE -XY	17-5	.773	22-6	.786	13-1	8-4	1-1	W7
LEE -X	16-6	.727	17-6	.739	9-2	8-4	0-0	W3
WEST GEORGIA -X	15-7	.682	16-8	.667	9-3	7-5	0-0	L3
VALDOSTA STATE -X	14-8	.636	18-10	.643	10-4	6-4	2-2	W1
UNION -X	13-9	.591	14-12	.538	8-6	5-6	1-0	W1
<b>AUBURN MONTGOMERY -X</b>	<b>12-11</b>	<b>.522</b>	<b>14-13</b>	<b>.519</b>	<b>8-4</b>	<b>6-7</b>	<b>0-2</b>	<b>L1</b>
MISSISSIPPI COLLEGE	11-12	.478	15-12	.556	9-4	4-8	2-0	W3
WEST FLORIDA	9-13	.409	13-13	.500	9-6	4-7	0-0	W1
MONTEVALLO	8-15	.348	10-17	.370	5-8	4-8	1-1	L1
DELTA STATE	6-17	.261	7-19	.269	4-10	3-9	0-0	L2
CHRISTIAN BROTHERS	5-17	.227	5-20	.200	4-10	1-10	0-0	L3
SHORTER	2-20	.091	4-22	.154	2-10	2-10	0-2	L4

**GULF SOUTH CONFERENCE WEEKLY HONORS**
**PLAYER OF THE WEEK**

Nov. 8	Chaney Johnson, Alabama Huntsville
Nov. 15	Chaney Johnson, Alabama Huntsville
Nov. 22	Chaney Johnson, Alabama Huntsville
Nov. 29	Braxton Bertollette, UM
<b>Dec. 6</b>	<b>Travis Anderson, AUM</b>
Dec. 13	Tradavis Thompson, Mississippi College
Dec. 20	Tylandrius Parks, UU
Jan. 3	Braxton Bertollette, UM
Jan. 10	Boe Nguidjol, UU
Jan. 17	Maalik Cartwright, DSU
Jan. 24	Zawdie Jackson, UWG
Jan. 31	Wendall Matthews Jr., UWF
Feb. 7	Michael Zabetakis, UWG
Feb. 14	Boe Nguidjol, UU
Feb. 21	Daniel Sofield, UWF
Feb. 27	

**FRESHMAN OF THE WEEK**

Nov. 8	N/A
Nov. 15	MJ Jones, Montevallo
Nov. 22	MJ Jones, Montevallo
Nov. 29	MJ Jones, Montevallo
Dec. 6	MJ Jones, Montevallo
Dec. 13	Ivan Prug, Union
Dec. 20	Tyler Moore, UM
Jan. 3	Tyler Moore, UM
Jan. 10	Tyler Moore, UM
Jan. 17	Caleb Allen, DSU
Jan. 24	Tyler Moore, UM
Jan. 31	Ivan Prug, Union
Feb. 7	Derek Moore, DSU
Feb. 14	Ivan Prug, Union
Feb. 21	Lane Sarver, Union
Feb. 27	


**NATIONAL ASSOCIATION OF BASKETBALL COACHES TOP 25 POLL | FEB. 14, 2022**

RNK / SCHOOL	RECORD	POINTS	PREV
1. NOVA SOUTHEASTERN, FLA. (14)	25-0	398	1
2. NORTHWEST MISSOURI ST. (2)	25-2	382	3
3. INDIANA, PA.	26-1	370	4
4. INDIANAPOLIS, IND.	24-2	343	6
5. FORT LEWIS, COLO.	24-2	324	9
6. POINT LOMA, CALIF.	24-3	314	8
7. CENTRAL OKLAHOMA	23-3	295	10
8. WEST LIBERTY, W.VA.	23-3	269	11
9. UNC PEMBROKE	25-2	262	5
10. BLACK HILLS STATE, S.D.	23-3	251	2
11. CAL STATE SAN BERNARDINO	22-3	248	12
12. LINCOLN MEMORIAL, TENN.	25-3	230	7
13. SOUTHERN NAZARENE, OKLA.	23-3	221	14
14. COLORADO MESA	22-4	182	17
15. COLORADO SCHOOL OF MINES	22-4	166	19
16. MERCYHURST, PA.	20-4	152	20
17. HILLSDALE, MICH.	22-4	128	13
18. NORTHERN STATE, S.D.	23-5	127	21
19. NORTH GEORGIA	20-4	110	23
20. AUGUSTA, GA.	21-5	85	15
21. SAINT MARTIN'S, WASH.	22-4	79	25
22. ANGELO STATE, TEXAS	22-5	73	24
23. ST. THOMAS AQUINAS, N.Y.	22-4	45	16
24. WEST ALABAMA	21-5	42	18
25. WEST TEXAS A&M	20-6	28	NR

**OTHERS RECEIVING VOTES:**

BENTLEY (MASS.) 26, EMPORIA STATE (KAN.) 14, MSU MOORHEAD (MINN.) 14, ALABAMA HUNTSVILLE 10, SOUTHERN NEW HAMPSHIRE 4, FERRIS STATE (MICH.) 3, PITTSBURGH-JOHNSTOWN (PA.) 2, DAEMEN (N.Y.) 1.

**DROPPED OUT:**

BENTLEY (22).


**WARHAWKS BY THE NUMBERS**
**806**

wins that the AUM Warhawks men's basketball program has amassed since its debut season in 1975-1976. AUM has posted an all-time record of 806-621, which translates to a .564 winning percentage. AUM reached the 800-win mark as a program on Saturday, Jan., 14 in an 83-78 win over the University of Alabama in Huntsville.

**37.1**

rebounds per game that the Warhawks average this year. AUM ranks second in the GSC in per-game rebounding. They are also tied for second in the league in offensive rebounding, averaging 11.6 offensive boards per game.

**13**

blocks AUM tallied on Nov. 26 against the University of West Alabama to set a new school record. The 13 blocks is also tied for 6th all-time in GSC history in a single game. The Warhawks got six blocks from James Graham to lead the way, while Jelal Williams registered three blocks. Deven Tucker, Sam Youngblood, Jalen Gaston, and Zameron Boozer each posted one block in the contest.

**4.3**

blocks per game AUM averages this season, which leads the GSC. The Warhawks rank first in the league in blocks this year (115). AUM is fresh off a campaign last season in which they led all of NCAA Division II in blocks with 6.2 blocks per game in 28 games played.





## GAME-BY-GAME TEAM COMPARISONS

Opponent	W/L	FGM-FGA	PCT.	3PM-3PA	PCT.	FTM-FTA	PCT.	OReb	DReb	TotReb	PF	AST	TO	BLK	STL	1stH	2ndH	OT	PTS
AUBURN MONTGOMERY	L	32-62	51.6%	11-22	50%	8-10	80%	11	22	33	18	15	20	4	9	40	43	-	83
Rollins College		32-61	52.5%	12-15	80%	9-13	69.2%	9	20	29	10	18	17	1	7	45	40	-	85
AUBURN MONTGOMERY	L	25-59	42.4%	5-18	27.8%	17-23	73.9%	17	27	44	16	6	18	6	1	31	41	-	72
Florida Tech		28-66	42.4%	10-25	40%	14-19	73.7%	12	21	33	16	14	8	3	12	42	38	-	80
AUBURN MONTGOMERY	L	26-66	39.4%	10-26	38.5%	12-18	66.7%	12	33	45	22	12	14	1	5	39	35	-	74
at #24 Alabama Huntsville		26-61	42.6%	9-38	23.7%	23-27	85.2%	5	33	38	17	13	7	2	7	38	46	-	84
Spring Hill College		28-59	47.5%	10-24	41.7%	18-19	94.7%	10	28	38	18	11	25	3	7	36	48	-	84
vs. AUBURN MONTGOMERY	W	34-77	44.2%	10-27	37%	9-11	81.8%	17	21	38	15	11	19	4	12	41	46	-	87
RV West Alabama		29-61	47.5%	1-10	10%	22-27	82%	17	24	41	22	10	17	0	5	44	37	-	81
vs. AUBURN MONTGOMERY	L	19-49	39%	2-11	18%	11-20	55%	8	15	23	22	7	21	13	10	18	33	-	51
AUBURN MONTGOMERY	W	29-63	46%	6-17	35.3%	10-12	83.3%	11	26	37	13	10	5	2	8	36	38	-	74
at Shorter		22-55	40%	7-22	31.8%	7-9	78%	6	21	27	12	13	13	4	0	28	30	-	58
Delta State		25-54	46.3%	10-29	34.5%	6-6	100%	8	19	27	10	10	14	1	6	35	31	-	66
vs. AUBURN MONTGOMERY	W	29-56	51.8%	12-22	54.5%	4-4	100%	8	21	29	10	8	11	1	7	38	36	-	74
Mississippi College		28-56	50%	0-10	0%	18-24	75%	9	19	28	20	12	13	0	3	39	35	-	74
vs. AUBURN MONTGOMERY	W	24-54	44.4%	6-21	28.6%	25-29	86.2%	13	22	35	18	4	14	2	5	35	44	-	79
AUBURN MONTGOMERY	L	23-65	35.4%	4-17	23.5%	10-11	91%	13	22	35	19	12	23	3	9	27	33	-	60
at Lee		30-62	48.4%	6-20	30%	19-23	82.6%	11	27	38	14	19	16	7	11	35	50	-	85
RV West Georgia		22-62	35.5%	5-20	25%	14-17	82.4%	10	22	32	11	4	10	1	9	37	26	-	63
vs. AUBURN MONTGOMERY	L	25-63	39.7%	4-19	21.1%	6-6	100%	16	31	47	14	7	20	7	3	27	33	-	60
AUBURN MONTGOMERY	W	24-49	49%	5-17	29.4%	24-29	82.8%	11	24	35	21	10	21	6	12	30	47	-	77
at Christian Brothers		25-54	46.3%	5-17	29.4%	19-24	79.2%	7	15	22	18	11	16	0	10	41	33	-	74
AUBURN MONTGOMERY	L	32-70	45.7%	9-24	37.5%	14-21	67%	8	28	36	29	14	15	2	9	36	45	6	87
at Union University		24-56	42.9%	13-23	56.5%	31-43	72.1%	11	35	46	19	17	18	1	4	34	47	11	92
AUBURN MONTGOMERY	W	22-55	40%	6-16	37.5%	17-22	77.3%	9	34	43	15	2	17	3	7	32	35	-	67
at Georgia College		23-63	36.5%	9-27	33.3%	9-18	50%	10	27	37	16	15	13	2	5	32	32	-	64
Valdosta State		26-59	44.1%	4-17	23.5%	21-31	67.7%	11	26	37	17	8	15	3	10	35	42	-	77
vs. AUBURN MONTGOMERY	L	26-66	39.4%	6-23	26.1%	13-14	93%	15	27	42	24	9	19	5	5	35	36	-	71
West Florida		25-59	42.4%	5-15	33.3%	20-25	80%	13	11	24	14	10	12	0	4	37	38	-	75
vs. AUBURN MONTGOMERY	W	38-51	74.5%	14-22	63.6%	8-12	67%	3	23	26	19	21	17	10	9	41	57	-	98
AUBURN MONTGOMERY	L	35-63	55.6%	11-26	42.3%	15-24	62.5%	11	28	39	14	23	19	10	11	52	44	-	96
at Montevallo		35-74	47.3%	12-27	44.4%	16-19	84.2%	14	21	35	16	18	14	5	11	52	46	-	98
Alabama-Huntsville		27-65	41.5%	14-36	38.9%	10-11	90.9%	12	20	32	13	13	11	0	5	39	39	-	78
vs. AUBURN MONTGOMERY	W	32-65	49.2%	14-33	42.4%	5-6	83.3%	14	27	41	12	14	12	3	6	42	41	-	83
AUBURN MONTGOMERY	L	27-57	47.4%	7-16	43.8%	4-6	67%	9	22	31	19	12	15	6	4	19	46	-	65
at RV West Alabama		20-58	34.5%	6-20	30%	20-23	87%	17	21	38	8	10	14	1	5	19	47	-	66
Shorter		30-67	44.8%	14-30	46.7%	12-17	70.6%	12	25	37	19	14	14	2	5	43	43	-	86
vs. AUBURN MONTGOMERY	W	35-65	53.8%	6-17	35.3%	18-25	72%	11	25	36	14	12	9	1	10	49	45	-	94
AUBURN MONTGOMERY	W	25-62	40.3%	3-14	21.4%	12-15	80%	12	25	37	11	2	12	3	8	33	32	-	65
at Mississippi College		23-54	42.6%	7-22	31.8%	7-11	63.6%	8	27	35	15	14	18	1	6	31	29	-	60
AUBURN MONTGOMERY	W	25-51	49%	7-20	35%	10-12	83.3%	10	29	39	13	11	18	4	3	39	28	-	67
at Delta State		22-60	36.7%	13-40	32.5%	7-11	63.6%	8	16	24	13	15	9	2	11	30	34	-	64
AUBURN MONTGOMERY	L	25-59	42.4%	9-19	47.4%	7-13	53.8%	8	24	32	14	10	13	3	6	35	31	-	66
at West Georgia		35-76	46.1%	4-22	18.2%	12-17	70.6%	19	29	48	11	15	8	2	9	32	54	-	86
Lee University		33-62	53.2%	15-24	62.5%	20-26	76.9%	10	26	36	20	20	14	1	6	41	60	-	101
vs. AUBURN MONTGOMERY	L	32-71	45.1%	8-23	34.8%	18-25	72%	16	23	39	20	11	10	6	8	40	50	-	90
Union University		28-60	46.7%	11-24	45.8%	13-20	65%	11	20	31	17	18	13	3	5	35	45	-	80
vs. AUBURN MONTGOMERY	W	31-54	57.4%	10-18	55.6%	14-18	77.8%	6	27	33	16	13	14	3	5	39	47	-	86
Christian Brothers		31-62	50%	4-16	25%	10-14	71.4%	10	16	26	19	13	11	2	7	36	40	-	76
vs. AUBURN MONTGOMERY	W	31-55	56.4%	9-26	34.6%	12-15	80%	9	24	33	15	19	14	3	7	37	46	-	83
AUBURN MONTGOMERY	W	26-67	38.8%	5-16	31.3%	13-21	61.9%	17	27	44	15	13	12	0	6	37	33	-	70
at West Florida		24-58	41.4%	4-18	22.2%	13-19	68.4%	11	29	40	16	19	13	3	7	32	33	-	65
AUBURN MONTGOMERY	L	33-72	45.8%	8-24	33.3%	14-18	77.8%	19	32	51	21	11	20	4	7	35	53	-	88
at Valdosta State		41-77	53.2%	14-32	43.8%	10-18	55.6%	10	24	34	15	21	11	5	11	49	57	-	106
Montevallo																			
vs. AUBURN MONTGOMERY																			



## WARHAWKS POINTS-REBOUNDS-ASSISTS

	#0	#1	#2	#3	#4	#10	#11	#12	#15	#20	#21	#22	#25
OPPONENT	TUCKER	SMITH	YOUNGBLOOD	ANDERSON	GASTON	HUNTER	GRAHAM	IVIC	BOOZER	WILLIAMS	CROLEY	LANZI	STEWART JR.
vs. Rollins College	5-1-0	10-5-2	DNP	6-2-2	27-4-3	DNP	2-11-3	3-0-1	DNP	0-0-1	7-2-0	23-5-3	DNP
vs. Florida Tech	4-3-1	13-9-0	DNP	16-6-2	4-2-3	DNP	17-14-0	6-3-0	2-2-0	0-0-0	0-1-0	10-1-0	DNP
at #24 Ala. Huntsville*	0-3-1	8-2-0	8-3-2	18-8-2	16-10-4	DNP	11-7-1	3-3-0	0-0-0	1-2-0	0-2-0	9-2-2	0-0-0
Spring Hill	6-5-0	DNP	17-7-2	8-7-2	12-3-2	DNP	19-3-1	3-0-0	2-2-0	2-1-0	6-1-1	12-6-3	0-0-0
RV West Alabama	6-3-0	DNP	4-1-1	7-1-2	20-4-0	DNP	6-5-2	0-0-0	0-2-0	0-2-1	DNP	8-3-1	DNP
at Shorter*	2-6-0	DNP	6-4-1	26-2-0	10-8-2	DNP	19-7-1	DNP	DNP	DNP	5-0-1	6-5-1	DNP
Delta State*	4-5-0	4-3-0	16-5-3	14-3-2	19-4-1	DNP	12-3-1	DNP	0-0-0	DNP	DNP	5-3-1	DNP
Mississippi College*	4-3-0	8-5-0	0-4-0	32-6-2	17-6-1	DNP	14-5-0	DNP	0-0-0	DNP	0-0-0	4-3-1	DNP
at Lee*	2-3-0	13-8-0	10-3-2	2-3-6	15-4-3	0-0-0	6-7-0	DNP	0-0-0	0-1-0	5-1-1	2-1-0	5-1-0
West Georgia*	4-6-1	8-5-0	11-2-0	-	8-7-1	DNP	13-10-0	DNP	0-1-0	DNP	16-4-4	0-1-1	0-1-0
at Christian Brothers*	6-4-0	17-7-1	7-0-5	-	11-4-3	DNP	13-7-0	0-0-0	2-1-0	0-4-0	-	15-1-0	6-3-1
at Union (Tenn.)*	12-3-2	13-8-3	8-6-1	27-3-2	2-2-1	DNP	6-6-3	0-1-1	DNP	DNP	-	19-3-1	0-0-0
at Georgia College	4-0-0	5-7-0	7-1-0	17-3-0	7-11-2	DNP	12-7-0	0-0-0	DNP	DNP	-	15-5-0	DNP
Valdosta State*	4-9-0	8-9-0	5-3-0	10-2-5	16-6-1	DNP	10-3-1	0-0-0	DNP	DNP	-	18-4-2	DNP
West Florida*	2-0-0	-	14-3-2	18-0-10	10-1-2	0-0-1	20-9-3	0-0-0	4-4-0	6-4-0	-	24-2-3	0-0-0
at Montevallo*	4-1-1	-	7-2-2	23-7-6	14-8-3	DNP	17-10-4	0-0-0	6-2-0	8-4-1	-	17-4-6	DNP
Alabama Huntsville*	0-4-0	-	11-3-1	23-3-8	14-4-0	DNP	18-15-1	-	0-1-0	0-1-0	-	17-6-4	DNP
at RV West Alabama*	2-4-1	-	7-3-1	15-1-8	16-2-1	DNP	18-11-0	-	DNP	DNP	-	7-5-1	0-2-0
Shorter*	3-3-0	9-2-1	12-0-5	11-1-3	17-4-2	DNP	18-10-0	-	DNP	2-0-0	-	17-11-1	5-1-0
at Mississippi College*	0-4-0	15-6-0	11-4-0	-	18-7-1	DNP	18-5-0	-	DNP	1-2-0	-	2-3-1	DNP
at Delta State*	4-4-1	21-5-2	6-7-4	-	16-4-0	DNP	7-8-1	-	3-4-1	DNP	-	10-6-2	DNP
at West Georgia*	2-3-1	6-4-0	22-2-0	6-3-3	1-3-2	DNP	6-7-2	DNP	5-5-0	DNP	-	18-3-1	0-0-1
Lee*	4-1-0	32-12-1	10-2-2	12-2-3	6-2-2	DNP	4-5-2	DNP	3-3-0	0-1-0	-	19-6-1	0-0-0
Union*	5-0-0	10-10-0	14-2-3	18-1-4	7-1-1	DNP	12-9-2	DNP	2-0-0	0-0-0	-	18-6-3	DNP
Christian Brothers*	5-8-2	18-2-1	3-2-2	22-1-9	16-9-2	DNP	8-2-0	DNP	5-1-0	0-0-0	-	6-4-3	DNP
at West Florida*	9-8-1	14-7-0	10-4-2	8-1-7	2-4-1	DNP	17-10-1	DNP	0-2-0	2-1-0	-	8-3-1	0-1-0
at Valdosta State*	4-8-1	16-10-2	2-0-0	0-2-3	31-7-2	DNP	15-13-0	0-0-0	3-0-0	0-1-1	-	17-7-2	DNP
Montevallo*													

## WARHAWKS GAME HIGHS

Opponent	Pts	Rebs	Assts	Stls	Blks
vs. Rollins College	Gaston (27)	Graham (11)	Three w/ 3	Lanzi (4)	Graham (3)
vs. Florida Tech	Graham (17)	Graham (14)	Gaston (3)	Graham (3)	Graham (1)
#24 Ala. Huntsville*	Anderson (18)	Gaston (10)	Gaston (4)	Two w/ 2	Graham (1)
Spring Hill*	Graham (19)	Two w/ 7	Lanzi (3)	Two w/ 3	Graham (3)
RV West Alabama*	Gaston (20)	Graham (5)	Two w/ 2	Gaston (3)	Graham (6)
at Shorter*	Anderson (26)	Lanzi (10)	Lanzi (5)	Anderson (3)	Two w/ 1
Delta State*	Gaston (19)	Two w/ 5	Youngblood (3)	Two w/ 2	Smith (1)
Mississippi College*	Anderson (32)	Two w/ 6	Anderson (2)	Gaston (2)	Graham (2)
at Lee*	Gaston (15)	Smith (8)	Anderson (6)	Anderson (3)	Three w/ 1
West Georgia*	Croley (16)	Graham (10)	Croley (4)	Three w/ 1	Graham (5)
at Christian Brothers*	Smith (17)	Two w/ 7	Youngblood (5)	Youngblood (3)	Graham (3)
at Union*	Anderson (27)	Smith (8)	Two w/ 3	Gaston (3)	Two w/ 1
at Georgia College*	Anderson (17)	Gaston (11)	Gaston (2)	Two w/ 2	Three w/ 1
Valdosta State*	Lanzi (18)	Two w/ 9	Anderson (5)	Lanzi (3)	Smith (3)
West Florida*	Lanzi (24)	Graham (9)	Anderson (10)	Three w/ 2	Graham (6)
at Montevallo*	Anderson (23)	Graham (10)	Two w/ 6	Lanzi (3)	Graham (5)
Ala. Huntsville*	Anderson (23)	Graham (15)	Anderson (8)	Youngblood (2)	Graham (3)
at RV West Alabama*	Graham (18)	Graham (11)	Anderson (8)	Four w/ 1	Graham (5)
Shorter*	Graham (18)	Lanzi (11)	Youngblood (5)	Three w/ 2	Graham (1)
at Mississippi College*	Two w/ 18	Gaston (7)	Two w/ 1	Gaston (4)	Youngblood (2)
at Delta State*	Smith (21)	Graham (8)	Youngblood (4)	Lanzi (2)	Smith (3)
at West Georgia*	Youngblood (22)	Graham (7)	Anderson (3)	Two w/ 2	Three w/ 1
Lee*	Smith (32)	Smith (12)	Anderson (3)	Lanzi (3)	Williams (4)
Union*	Two w/ 18	Smith (10)	Anderson (4)	Anderson (3)	Graham (2)
Christian Brothers*	Anderson (22)	Gaston (9)	Anderson (9)	Two w/ 2	Gaston (2)
at West Florida*	Graham (17)	Graham (10)	Anderson (7)	Lanzi (3)	-
at Valdosta State*	Gaston (31)	Graham (13)	Anderson (3)	Lanzi (3)	Two w/ 2
Montevallo*					

## WARHAWKS STARTING LINEUPS

Opponent	G	G	G	F	F
vs. Rollins College	Anderson	Gaston	Ivic	Graham	Smith
vs. Florida Tech	Anderson	Gaston	Ivic	Graham	Smith
#24 Ala. Huntsville*	Anderson	Gaston	Ivic	Graham	Tucker
Spring Hill*	Anderson	Gaston	Youngblood	Lanzi	Tucker
RV West Alabama*	Anderson	Gaston	Youngblood	Lanzi	Tucker
at Shorter*	Anderson	Gaston	Youngblood	Lanzi	Tucker
Delta State*	Anderson	Gaston	Youngblood	Lanzi	Tucker
Mississippi College*	Anderson	Gaston	Youngblood	Lanzi	Tucker
at Lee*	Anderson	Gaston	Youngblood	Lanzi	Tucker
West Georgia*	Gaston	Youngblood	Lanzi	Graham	Tucker
at Christian Brothers*	Gaston	Youngblood	Lanzi	Graham	Tucker
at Union*	Gaston	Youngblood	Lanzi	Graham	Tucker
at Georgia College*	Anderson	Gaston	Lanzi	Graham	Tucker
Valdosta State*	Anderson	Gaston	Lanzi	Graham	Tucker
West Florida*	Anderson	Youngblood	Lanzi	Graham	Tucker
at Montevallo*	Anderson	Youngblood	Lanzi	Graham	Tucker
Ala. Huntsville*	Anderson	Youngblood	Lanzi	Graham	Tucker
at RV West Alabama*	Anderson	Youngblood	Lanzi	Graham	Tucker
Shorter*	Anderson	Youngblood	Lanzi	Graham	Tucker
at Mississippi College*	Gaston	Youngblood	Lanzi	Graham	Tucker
at Delta State*	Gaston	Youngblood	Lanzi	Graham	Tucker
at West Georgia*	Gaston	Youngblood	Lanzi	Graham	Tucker
Lee*	Anderson	Youngblood	Lanzi	Graham	Tucker
Union*	Anderson	Youngblood	Lanzi	Graham	Tucker
Christian Brothers*	Anderson	Youngblood	Lanzi	Graham	Tucker
at West Florida*	Anderson	Youngblood	Lanzi	Graham	Tucker
at Valdosta State*	Anderson	Youngblood	Lanzi	Graham	Tucker
Montevallo*					



## RECORD VERSUS ALL OPPONENTS

### GULF SOUTH CONFERENCE SCHOOLS:

Alabama Huntsville	20-22
Christian Brothers	5-3
Delta State	5-8
Lee (Tenn.)	10-19
Mississippi College	6-4
Montevallo (Ala.)	33-31
Shorter	29-5
Union (Tenn.)	3-10
Valdosta State	4-15
West Alabama	1-12
West Georgia	1-11
West Florida	11-11

### ALABAMA SCHOOLS:

Alabama Birmingham	0-1
Alabama State	8-27
Athens State (Ala.)	33-34
Birmingham Southern	20-34
Concordia (Ala.)	9-1
Faulkner	44-33
Huntingdon	11-5
Jacksonville State	2-8
Miles (Ala.)	3-1
Mobile (Ala.)	20-14
Samford	0-3
Selma	28-3
South Alabama	0-2
Spring Hill	27-22
Stillman College	6-0
Talladega	51-8
Troy	4-7
Tuskegee	11-4

### OTHER OPPONENTS:

Albany State	0-2
Allen	1-0
Anderson	2-0
Arkansas-Monticello	0-1
Armstrong Atlantic State	0-1
Azusa Pacific	0-2
Baptist Christian	1-0
Barber-Scotia	1-1
Belhaven	9-12
Benedict College	0-1
Berry	8-5
Bethel (Tenn.)	1-1
Blue Mountain	3-0
Brevard	1-0
Brewton-Parker	30-6
Campbellsville	1-0
Carson Newman	0-1
Cedarville	1-0
Christian Heritage	1-0
Clafflin	3-3
Clark-Atlanta	0-2
Coastal Georgia	5-2
College of Charleston	3-2
Columbus State	3-2

Crichton	0-1
Cumberland	9-8
Dalton State	2-4
Daniel Payne	4-0
DeVry Institute	1-0
Dillard	22-9
Earl Paulk	3-0
Edward Waters	1-0
Embry-Riddle	2-2
Emmanuel	20-12
Eureka	1-0
Findlay	0-1
Flagler	0-1
Florida International	1-0
Florida Memorial	2-0
Florida Southern	1-0
Florida Tech	3-0
Fort Hays State	1-0
Fort Valley State	1-0
Francis Marion	0-1
Freed-Hardeman	0-4
Georgia College	1-2
Georgia Southwestern	16-20
Georgetown (Ky.)	0-1
Grace	1-0
Grand Canyon	0-1
Hastings	0-1
Hawaii Pacific	1-0
High Point	1-0
Indiana State	1-0
Jarvis Christian	1-0
Johnson C. Smith	2-0
Kansas State	0-1
Kearney State	0-1
Kennesaw State	1-0
Kentucky State	0-1
Kentucky Wesleyan	2-1
LaGrange	21-6
Lambuth	1-2
Lander	1-0
Lees-McRae	1-0
Life	1-15
Limestone	3-0
Lipscomb	0-1
Loyola-New Orleans	4-6
LSU-Shreveport	1-1
Martin Methodist	1-8
Middle Georgia State	3-4
Mohawk	1-0
Morris Brown	1-1
North Alabama	4-5
North Georgia	13-8
Oakwood	2-1
Oklahoma	0-1
Oklahoma Baptist	0-3
Oklahoma City	0-1
Paine	1-0
Patton	1-0

Paul Quinn	1-0
Pensacola Christian	1-0
Phillips	1-0
Piedmont	1-1
Pikeville	1-0
Point	2-2
Prairie View A&M	1-0
Puerto Rico-Mayaguez	1-0
Quincy	0-1
Reinhardt	15-5
Robert Morris-Chicago	0-1
Rollins College	0-3
South Carolina	0-1
Southeastern Baptist	1-0
South Carolina-Aiken	1-1
South Carolina-Spartanburg	0-1
Southern-Baton Rouge	0-1
Southern-New Orleans	14-3
Southern Benedictine	7-2
Southern Poly	14-21
Southern Wesleyan	23-8
St. Augustine's	0-1
St. Joseph's	1-0
St. Leo	1-1
St. Rose	1-0
St. Thomas Aquinas	0-1
Taylor (Ind.)	0-1
Tampa	1-0
Tennessee Temple	1-0
Tennessee Wesleyan	2-0
Texas College	4-1
Texas Tech	0-1
Thomas	3-1
Tiffin	1-0
Tougaloo	1-0
Trevecca Nazarene	4-2
Truett-McConnell	2-0
Tulane	0-1
Tusculum	1-0
University of the South	1-0
Voorhees	4-1
Washburn	0-1
Webber International	1-0
West Virginia Wesleyan	0-1
Westminster	0-1
Westmont	0-1
William Carey	27-15
William Jewell	2-0
Wisconsin-Eau Claire	1-0
Xavier (La.)	15-6
Young Harris	0-2

2022-2023 Auburn University at Montgomery Men's Basketball  
Overall Statistics (as of Feb 18, 2023)

Overall Record: 14-13    Conf: 12-11    Home: 8-4    Away: 6-7    Neutral: 0-2

#	Player	GP-GS	MIN	AVG	FG		3PT		FT		Rebounds				PF	DQ	A	TO	BLK	STL	PTS	AVG
					FG-FGA	FG%	3FG-FGA	3FG%	FT-FTA	FT%	OFF	DEF	TOT	AVG								
03	Anderson, Travis	23-21	802	34.9	110-267	.412	56-139	.403	63-74	.851	19	49	68	3.0	26	0	91	68	2	32	339	14.7
04	Gaston, Jalen	27-17	816	30.2	122-306	.399	41-116	.353	67-84	.798	34	97	131	4.9	70	0	46	60	8	33	352	13.0
11	Graham, James	27-21	660	24.4	145-259	.560	10-24	.417	38-51	.745	61	148	209	7.7	72	2	29	54	57	21	338	12.5
01	Smith, Roderick	20-2	536	26.8	88-160	.550	0-2	.000	72-97	.742	48	78	126	6.3	57	2	13	55	11	13	248	12.4
22	Lanzi, Joseph	27-24	886	32.8	118-252	.468	50-114	.439	40-52	.769	32	82	114	4.2	77	2	49	56	2	40	326	12.1
02	Youngblood, Sam	26-22	800	30.8	88-230	.383	40-125	.320	12-15	.800	14	60	74	2.8	44	0	41	49	3	25	228	8.8
21	Croley, Gilbert	8-0	81	10.1	15-23	.652	3-7	.429	6-10	.600	2	9	11	1.4	10	0	7	12	0	5	39	4.9
00	Tucker, Deven	27-25	450	16.7	47-72	.653	0-0	.000	13-24	.542	42	61	103	3.8	60	0	13	25	13	8	107	4.0
15	Boozer, Zameron	19-0	116	6.1	14-24	.583	0-0	.000	9-13	.692	10	20	30	1.6	7	0	1	9	4	4	37	1.9
12	Ivic, Strahinja	12-3	89	7.4	5-19	.263	5-18	.278	0-0	.000	0	7	7	0.6	12	0	2	3	2	3	15	1.3
25	Steward Jr., Eric	12-0	72	6.0	6-19	.316	2-9	.222	2-4	.500	3	6	9	0.8	6	0	2	6	0	4	16	1.3
20	Williams, Jelal	17-0	115	6.8	7-15	.467	0-0	.000	8-16	.500	8	16	24	1.4	18	1	4	12	13	4	22	1.3
10	Hunter, Jaxon	2-0	3	1.5	0-0	.000	0-0	.000	0-0	.000	0	0	0	0.0	0	0	1	1	0	0	0	0.0
Total		27	5426	201.0	765-1646	.465	207-554	.374	330-440	.750	314	689	1003	37.1	459	7	299	422	115	192	2067	76.56
Opponents			5425	200.9	742-1661	.447	224-623	.360	400-531	.753	291	622	913	33.8	416	9	375	364	55	188	2108	78.07

Team Statistics	UAM	OPP	Conf	Date	Opponent	W/L	Score	Att.
SCORING	2067	2108		11/11/22	vs Rollins	L	83-85	75
Points Per Game	76.6	78.1		11/12/22	vs Florida Tech	L	72-80	89
Scoring Margin	-1.5	-	*	11/19/22	at Alabama Huntsville	L	74-84	335
FIELD GOALS-ATT	765-1646	742-1661		11/22/22	SPRING HILL	W	87-84	204
Field Goal Pct	.465	.447	*	11/26/22	WEST ALA.	L	51-81	131
3 POINT FG-ATT	207-554	224-623	*	11/28/22	at Shorter	W	74-58	175
3PT FG Pct	.374	.360	*	12/02/22	DELTA ST.	W	74-66	228
3PT Made Per Game	7.7	8.3	*	12/04/22	MISSISSIPPI COL.	W	79-74	258
FREE THROWS-ATT	330-440	400-531	*	12/09/22	at Lee	L	60-85	313
FT Pct	.750	.753	*	12/11/22	WEST GA.	L	60-63	159
FT Made Per Game	12.2	14.8	*	12/16/22	at Christian Brothers	W	77-74	219
REBOUNDS	1003	913	*	12/18/22	at Union (TN)	L (OT)	87-92	150
Rebounds Per Game	37.1	33.8		12/29/22	at Georgia College	W	67-64	167
Rebounds Margin	3.3	-	*	12/31/22	VALDOSTA ST.	L	71-77	181
ASSISTS	299	375	*	01/02/23	WEST FLORIDA	W	98-75	160
Assists Per Game	11.1	13.9	*	01/07/23	at Montevallo	L	96-98	198
TURNOVERS	422	364	*	01/14/23	ALABAMA HUNTSVILLE	W	83-78	560
Turnovers Per Game	15.6	13.5	*	01/18/23	at West Ala.	L	65-66	301
Turnovers Margin	-2.1	-	*	01/21/23	SHORTER	W	94-86	410
Assist/Turnover Ratio	0.7	1.0	*	01/26/23	at Mississippi Col.	W	65-60	0
STEALS	192	188	*	01/28/23	at Delta St.	W	67-64	300
Steals Per Game	7.1	7.0	*	02/01/23	at West Ga.	L	66-86	773
BLOCKS	115	55	*	02/04/23	LEE	L	90-101	240
Blocks Per Game	4.3	2.0	*	02/09/23	UNION (TN)	W	86-80	341
ATTENDANCE	3,422	4,263	*	02/11/23	CHRISTIAN BROTHERS	W	83-76	550
Dates/Avg Per Date	12-285	13-328	*	02/16/23	at West Florida	W	70-65	270
Neutral Site #/Avg	-	2-82	*	02/18/23	at Valdosta State	L	88-106	1,062

\* = Conference game

Score by Periods	1st	2nd	OT	Total
Auburn-Montgomery	963	1098	6	2067
Opponents	997	1100	11	2108



2022-2023 Auburn University at Montgomery Men's Basketball  
Overall Statistics (as of Feb 18, 2023)

Conference Games Only

Conf: 12-11   Home: 7-4   Away: 5-7   Neutral: 0-0

#	Player	GP-GS	MIN	AVG	FG		3PT		FT		Rebounds				PF	DQ	A	TO	BLK	STL	PTS	AVG
					FG-FGA	FG%	3FG-FGA	3FG%	FT-FTA	FT%	OFF	DEF	TOT	AVG								
03	Anderson, Travis	19-17	661	34.8	96-223	.430	51-119	.429	49-56	.875	13	37	50	2.6	22	0	85	49	1	30	292	15.4
04	Gaston, Jalen	23-13	686	29.8	104-255	.408	36-101	.356	58-74	.784	29	82	111	4.8	58	0	36	58	6	28	302	13.1
01	Smith, Roderick	17-0	440	25.9	78-139	.561	0-1	.000	64-86	.744	43	62	105	6.2	50	2	11	49	11	12	220	12.9
11	Graham, James	23-18	579	25.2	124-218	.569	7-19	.368	33-44	.750	47	127	174	7.6	64	2	25	41	47	19	288	12.5
22	Lanzi, Joseph	23-22	761	33.1	97-214	.453	40-94	.426	32-42	.762	26	71	97	4.2	69	2	43	46	2	33	266	11.6
02	Youngblood, Sam	23-21	740	32.2	79-204	.387	36-112	.321	10-13	.769	13	52	65	2.8	41	0	39	47	3	22	204	8.9
21	Croley, Gilbert	5-0	53	10.6	10-15	.667	2-4	.500	4-5	.800	0	7	7	1.4	6	0	6	2	0	1	26	5.2
00	Tucker, Deven	23-23	393	17.1	38-59	.644	0-0	.000	12-23	.522	36	57	93	4.0	55	0	12	21	12	7	88	3.8
15	Boozer, Zameron	17-0	108	6.4	13-23	.565	0-0	.000	7-11	.636	8	18	26	1.5	7	0	1	8	4	2	33	1.9
25	Steward Jr., Eric	11-0	68	6.2	6-17	.353	2-9	.222	2-4	.500	3	6	9	0.8	5	0	2	6	0	3	16	1.5
20	Williams, Jelal	14-0	95	6.8	6-14	.429	0-0	.000	8-16	.500	7	16	23	1.6	14	1	3	9	12	4	20	1.4
12	Ivic, Strahinja	8-1	38	4.8	1-12	.083	1-12	.083	0-0	.000	0	4	4	0.5	4	0	1	2	0	2	3	0.4
10	Hunter, Jaxon	2-0	3	1.5	0-0	.000	0-0	.000	0-0	.000	0	0	0	0.0	0	0	1	1	0	0	0	0.0
Total		23	4625	201.1	652-1393	.468	175-471	.372	279-374	.746	260	585	845	36.7	395	7	265	348	98	163	1758	76.43
Opponents			4625	201.1	631-1412	.447	183-532	.344	350-462	.758	250	526	776	33.7	356	7	317	301	46	157	1795	78.04

Team Statistics	UAM	OPP	Date	Opponent	W/L	Score	Att.
SCORING	1758	1795	11/19/22	at Alabama Huntsville	L	74-84	335
Points Per Game	76.4	78.0	11/26/22	WEST ALA.	L	51-81	131
Scoring Margin	-1.6	-	11/28/22	at Shorter	W	74-58	175
FIELD GOALS-ATT	652-1393	631-1412	12/02/22	DELTA ST.	W	74-66	228
Field Goal Pct	.468	.447	12/04/22	MISSISSIPPI COL.	W	79-74	258
3 POINT FG-ATT	175-471	183-532	12/09/22	at Lee	L	60-85	313
3PT FG Pct	.372	.344	12/11/22	WEST GA.	L	60-63	159
3PT Made Per Game	7.6	8.0	12/16/22	at Christian Brothers	W	77-74	219
FREE THROWS-ATT	279-374	350-462	12/18/22	at Union (TN)	L (OT)	87-92	150
FT Pct	.746	.758	12/31/22	VALDOSTA ST.	L	71-77	181
FT Made Per Game	12.1	15.2	01/02/23	WEST FLORIDA	W	98-75	160
REBOUNDS	845	776	01/07/23	at Montevallo	L	96-98	198
Rebounds Per Game	36.7	33.7	01/14/23	ALABAMA HUNTSVILLE	W	83-78	560
Rebounds Margin	3.0	-	01/18/23	at West Ala.	L	65-66	301
ASSISTS	265	317	01/21/23	SHORTER	W	94-86	410
Assists Per Game	11.5	13.8	01/26/23	at Mississippi Col.	W	65-60	0
TURNOVERS	348	301	01/28/23	at Delta St.	W	67-64	300
Turnovers Per Game	15.1	13.1	02/01/23	at West Ga.	L	66-86	773
Turnovers Margin	-2.0	-	02/04/23	LEE	L	90-101	240
Assist/Turnover Ratio	0.8	1.1	02/09/23	UNION (TN)	W	86-80	341
STEALS	163	157	02/11/23	CHRISTIAN BROTHERS	W	83-76	550
Steals Per Game	7.1	6.8	02/16/23	at West Florida	W	70-65	270
BLOCKS	98	46	02/18/23	at Valdosta State	L	88-106	1062
Blocks Per Game	4.3	2.0					
ATTENDANCE	3,218	4,096					
Dates-Avg Per Date	11-293	12-341					
Neutral Site #-Avg	-	0-0					

Score by Periods	1st	2nd	OT	Total
Auburn-Montgomery	819	933	6	1758
Opponents	842	942	11	1795