



# AUBURN UNIVERSITY AT MONTGOMERY BASKETBALL

2022-2023 AUM MEN'S BASKETBALL GAME NOTES | 35 POSTSEASON APPEARANCES | 12 NATIONAL TOURNAMENT APPEARANCES | 17 ALL-AMERICANS

### AUBURN MONTGOMERY

**13-12**  
OVERALL

**11-10**  
GSC

**NR/NR**  
NABC TOP 25 / D2SIDA TOP 25

**MICHAEL CHEANEY**  
HEAD COACH

**171-197**  
OVERALL

**13th**  
SEASON

### WEST FLORIDA

**12-12**  
OVERALL

**8-12**  
GSC

**NR/NR**  
NABC TOP 25 / D2SIDA TOP 25

**JEFF BURKHAMER**  
HEAD COACH

**336-249**  
OVERALL

**21st**  
SEASON

AT

## STARTING LINEUP: WARHAWKS, ARGOS TUSSE IN LAST SEASON BATTLE

### ➔ GAME INFORMATION:

**GM NO. 26:** Auburn Montgomery at West Florida | **Venue:** UWF Fieldhouse | **City:** Pensacola, Fla. | **Tipoff:** Feb. 16, 7:30 PM CT  
**TV:** Argonauts Sports Network | **Live Stats:** GoArgos.com | **Social Media:** @AUMWarhawksMBB

### ➔ WARHAWKS DEFEAT CHRISTIAN BROTHERS ON HOMECOMING

The Auburn University at Montgomery men's basketball team got 39 points from the team's bench, including 18 points from Roderick Smith and 16 points from Jalen Gaston, to grind out an 83-76 win over Christian Brothers University on Saturday to sweep both games of the Gulf South Conference weekend at the AUM Athletics Complex. Travis Anderson added 22 points, nine assists, and two steals to go along with shooting 8-for-13 from the floor and a 4-for-7 effort from three-point territory. The game marked the seventh time this season that the Warhawks have shot 50 percent or better from the field as a team (31-for-55, 56 percent).


### ➔ CLEANING UP THE BOARDS:

The Warhawks are averaging 36.3 rebounds per game, which ranks second in the GSC, and James Graham leads the way with 7.4 rebounds per game. Graham ranked second in the GSC last season at 7.1 rebounds per game, and ranks fourth this year. Graham has posted a double-double in four of his last 10 games, including a season-high 15 rebounds against Alabama Huntsville. He owns seven double-digit rebound games to go along with six double-doubles this season. Roderick Smith ranks second on the team averaging 6.1 boards, and Jalen Gaston ranks third on the team averaging 4.8 rebounds. Guard Joseph Lanzi ranks fourth on the squad clearing 4.2 boards per game.

### ➔ SCOUTING THE ARGONAUTS:

The University of West Florida gets 16.5 points, a team-high, from Latrell Tate to lead the offense for the Argonauts. UWF, the seventh best three-point shooting team in the Gulf South Conference, have two players that have hit north of 45 three-pointers on the year. Tate has posted a 46-of-105 mark, for a 43.8 percent shooting clip, from downtown, while Sofield leads the team with 50 made three-pointers on 154 attempts. Sofield's 14.4 points per game rank second on the team. Wendell Matthews is the third Argonaut that scores double-digit points per game at 11.0 per game. Jejuan Weatherspoon leads the team in rebounding at 5.0 boards per contest.

## PROBABLE STARTING LINEUP:



**DEVEN TUCKER**  
Sr. • F • 6-5 • 190



**SAM YOUNGBLOOD**  
So. • G • 6-4 • 195



**TRAVIS ANDERSON**  
Jr. • G • 6-0 • 175



**JALEN GASTON**  
Sr. • G • 6-2 • 175



**JOSEPH LANZI**  
Jr. • G • 6-5 • 195

## ▶ 2022-2023 SCHEDULE & RESULTS

<b>OVERALL RECORD:</b>	<b>13-12</b>
GSC:	11-10
NON-CONFERENCE:	2-2
HOME   AWAY   NEUTRAL:	8-4   5-5   0-2

### NOVEMBER (2-4)

3	Jacksonville State (Exhibition)	L, 101-93
11	vs. RV Rollins College*	L, 85-83
12	vs. Florida Tech*	L, 80-72
19	#24 University of Alabama Huntsville*	L, 84-74
22	Spring Hill College	W, 87-84
26	RV University of West Alabama*	L, 81-51
28	at Shorter University*	W, 74-58

### DECEMBER (4-4)

2	Delta State University*	W, 74-66
4	Mississippi College*	W, 79-74
9	at Lee University*	L, 85-60
11	University of West Georgia*	L, 63-60
16	at Christian Brothers University*	W, 77-74
18	at Union University*	L, 92-87 (OT)
29	at Georgia College	W, 67-64
31	Valdosta State University*	L, 77-71

### JANUARY (5-2)

2	University of West Florida*	W, 98-75
7	at University of Montevallo*	L, 98-96
14	University of Alabama Huntsville*	W, 83-78
18	at RV University of West Alabama*	L, 66-65
21	Shorter University*	W, 94-86
26	at Mississippi College*	W, 65-60
28	at Delta State University*	W, 67-64

### FEBRUARY (2-2)

1	at University of West Georgia*	L, 86-66
4	Lee University*	L, 101-90
9	Union University*	W, 86-80
11	Christian Brothers University*	W, 83-76
16	at University of West Florida*	7:30 PM
18	at Valdosta State University*	3 PM
25	University of Montevallo*	4 PM
28	GSC Tournament Super Tuesday	TBA

### MARCH-APRIL | POSTSEASON

4 & 5	GSC Final Four!	TBA
11-14	NCAA South Regional*	TBA
21-25	NCAA Elite Eight*	TBA
3-25	NCAA National Championship	TBA

\* - GSC Games | \* - South Region Tip-Off Challenge in Columbia, S.C.

1 - GSC Semifinals & Finals Played at Pete Hanna Center in Birmingham, Ala.

\*NCAA South Regional Games Played at Host Campus Site TBA | \* NCAA Elite Eight Games Played at TBA

ALL TIMES CENTRAL



## NEWS & NOTES:

### ➔ RETURNING WARHAWKS:

The Warhawks return 10 players from last season's squad that went 12-16 and 9-11 in the GSC. AUM finished in a tie for eighth place in the GSC standings last year but lost out on a playoff birth in a tiebreaker scenario. AUM's top returning scorer is James Graham, who ranked 22nd in the GSC last season averaging 12.5 points per game. He also ranked second in the league in rebounding at 7.7 rebounds per contest. AUM also returns the team's top three shot blockers from last season's squad that finished first in all of NCAA Division II in blocks (174) and blocks per game (6.2). Graham (2.1) ranked first in the GSC in blocks, Roderick Smith (1.6) finished second, and Jelal Williams (1.2) finished fifth in the league in the category. Deven Tucker, Sam Youngblood, Tysen Banks, Jaxon Hunter, Strahinja Ivic, Zameron Boozer, and Gilbert Croley also all return for the Warhawks.

### ➔ ANDERSON NAMED A TOP NEWCOMER TO WATCH IN GSC:

Auburn University at Montgomery guard Travis Anderson was named to the Gulf South Conference Newcomer Watch List in the preseason. Anderson, a junior from Atlanta, Ga., is a transfer from Charleston Southern University. He was a Big South All-Freshman team member in 2019-2020 after averaging 8.9 points per game and led all Big South bench players in scoring average. He played 45 games for the Buccaneers and played 16.7 minutes per night.

### ➔ GULF SOUTH CONFERENCE PRESEASON POLL:

AUM was picked to finish 10th in this season's preseason coaches' poll. Defending Gulf South Conference tournament champion the University of Alabama in Huntsville was picked to win the league. They were followed by tournament runner-up, Lee. Valdosta State was picked to finish third in the league, West Alabama (104) was picked fourth, and Union (103) was picked fifth.

### ➔ THE 800 WIN MILESTONE:

The Warhawks own a 805-620 record all-time as a program. AUM, who began competing as an NAIA institution in the 1975-76 season, started the school's transition to NCAA Division II in 2016-17 when they competed as an NCAA independent. The Warhawks began playing a GSC schedule in 2017-2018. AUM reached the 800-win mark with a 83-78 win over Alabama Huntsville on Jan. 14 at home.

### ➔ NEWCOMER SCORING INFUSION:

The Warhawks have relied heavily on an infusion of scoring by new players on the roster this season. Newcomers this season account for 50.7 percent of AUM's scoring, or 967 of 1,909 points. The team's leading scorer, at 15.8 points per contest, is point guard Travis Anderson. Jalen Gaston is second on the squad at 12.8 points per game. Transfer wing Joe Lanzi is fifth on the team in scoring at 12.0 points per contest for the Warhawks.

### ➔ MONTGOMERY BLOCK PARTY:

AUM blocked 13 shot attempts against the University of West Alabama earlier this season, setting a new school record along the way. The previous record had been 11 blocks in a game, which the Warhawks did twice (in 2021 against Southeastern Baptist, and in 1997 against LaGrange). For the season, the Warhawks have blocked 111 shots as a team in 25 games, averaging 4.4 blocks per game. That number ranks first in the Gulf South Conference. James Graham leads the team and the league this season with 55 blocks (2.2 per game). AUM's top three shot blockers from last season are still on the roster, as Graham averaged 2.1 blocks to rank first in the league. The Warhawks totaled 174 blocks, or 6.2 per game. Roderick Smith (1.6) finished second in the GSC last season, and Jelal Williams (1.2) finished fifth.

### ➔ ANDERSON LEADING IN THE SCORING COLUMN:

Newcomer Travis Anderson leads the way for the AUM offense at 15.8 points per game. Anderson, currently ranked 9th in the Gulf South Conference in scoring, has posted double-figures 16 times this year. He scored a season-high 32 points against Mississippi College, and has scored 23 points or more five times this season. Anderson is also tied for six in the GSC in assists at 3.6 per game. He posted a season-best 10 assists for AUM in a 23-point win over West Florida. Anderson is averaging 15.8 points, 3.1 rebounds, 3.9 assists, and 1.5 steals in 35.2 minutes per game season.

### ➔ GSC LEADERS: Newcomer guard Joseph Lanzi leads all regular starters in the GSC in three-point percentage at 46 percent (46-for-100). James Graham leads the GSC in blocks with 55, averaging 2.2 blocks per game, and is fourth in rebounding at 7.4 rebounds per game. Travis Anderson ranks fifth in minutes played (35.2), 9th in scoring (15.8), fourth in assists (3.9), and ranks fifth in three-point percentage (40.9 percent). The Warhawks rank tops in the league in blocked shots per contest (4.4), but also rank second-worst in the turnovers column with 15.6 per game.

### ➔ THE MICHAEL CHEANEY FILE:

The Warhawks' head men's basketball coach, Michael Cheaney, enters his 9th season at the helm of Auburn Montgomery and 13th overall as a collegiate head coach. Cheaney, a coaching veteran with more than 20 years of experience at the NCAA Division I, II, III and NAIA levels, took over the helm of AUM after spending four seasons as head coach at Voorhees College in Denmark, S.C.

Last season, AUM posted a record of 12-16 in 2021-22, highlighted by senior guard Isaiah Hart being named to the All-GSC second team. Hart finished third in the conference in points per game (18.2) and led the GSC with 114 assists. Senior guard Jeremiah Bozeman was named to the GSC All-Academic Team and the CoSIDA Academic All-District Team for his efforts both on the court and in the classroom. The Warhawks led all of NCAA Division II with 174 total blocked shots and 6.2 blocks per game. Junior forward James Graham led the GSC with 58 blocks while Roderick Smith ranked second with 42 and Jelal Williams ranked fifth with 30. Hart took home GSC player of the week honors twice over the course of the season while Bozeman and Graham were also named conference player of the week in 2021-22.

Prior to joining the coaching ranks, Cheaney was a standout student-athlete at Kentucky Wesleyan University. During his playing career, Cheaney earned the Senior Award as the Panthers' outstanding athlete and set the school record for field goal percentage, which he still owns today. He was also named the team's Most Improved Player. He still owns that Cheaney earned his bachelor's degree in criminal justice from Kentucky Wesleyan in 1996. He went on to earn a master's in sports management from Indiana State University.



## ▶ HOW THEY COMPARE



### TALE OF THE TEAMS CATEGORY



76.4	POINTS PER GAME	71.4
46.8	FIELD GOAL PERCENTAGE	44.5
37.7	3-PT FIELD GOAL PERCENTAGE	35.5
75.6	FREE THROW PERCENTAGE	75.8
36.3	REBOUNDS PER GAME	31.9
11.0	ASSISTS PER GAME	14.7
15.6	TURNOVERS PER GAME	11.3
-2.0	TURNOVER MARGIN	2.1
0.7	ASSIST-TURNOVER RATIO	1.3
14.7	POINTS OFF TURNOVERS	14.5
7.2	STEALS PER GAME	6.0
4.4	BLOCKS PER GAME	3.3

## ▶ ALL-TIME SERIES HISTORY

DATE	SCORE	H/A/N
1975	L, 78-58	A
1976	W, 81-73	H
1.20.1994	W, 71-62	A
2.15.1994	W, 95-77	H
11.13.2004	W, 60-52	H
11.28.2005	L, 74-71	A
11.25.2011	L, 73-57	A
2.20.2017	L, 87-76	H
1.21.2018	W, 73-70	A
2.8.2018	L, 63-46	H
1.28.2019	L, 88-78	A
2.4.2019	L, 92-85	H
1.23.2020	W, 73-66	A
1.30.2020	W, 72-66	H
1.5.2021	W, 81-72	A
1.9.2021	L, 78-70	A
2.19.2021	W, 74-65	H
2.20.2021	L, 71-59	H
12.18.2021	L, 74-69	A
2.12.2022	L, 71-67	H
1.2.2023	W, 98-75	H

Overall Series Record: AUM trails 11-10

Series Streak: AUM W1

AUM Home Record: 6-5


AUM Road Record: 4-6

AUM Neutral Site Record: -

AUM OT Record: -


**0**  
**DEVEN TUCKER**  
Sr. • F • 6-5 • 190


**1**  
**RODERICK SMITH**  
Sr. • F • 6-8 • 240



**2**  
**SAM YOUNGBLOOD**  
So. • G • 6-4 • 195


**3**  
**TRAVIS ANDERSON**  
Jr. • G • 6-0 • 175



**4**  
**JALEN GASTON**  
Sr. • G • 6-2 • 175


**5**  
**TYSEN BANKS**  
Jr. • G • 6-0 • 185


**10**  
**JAXSON HUNTER**  
Sr. • G • 6-2 • 220


**11**  
**JAMES GRAHAM**  
Sr. • F • 6-7 • 225


**12**  
**STRAHINJA IVIC**  
Sr. • F • 6-7 • 215


**14**  
**JAUQUAN TYUS**  
Jr. • F • 6-6 • 225


**15**  
**ZAMERON BOOZER**  
Jr. • F • 6-8 • 240


**20**  
**JELAL WILLIAMS**  
R-Jr. • F • 6-9 • 185



**21**  
**GILBERT CROLEY**  
So. • G • 6-3 • 170


**22**  
**JOSEPH LANZI**  
Jr. • G • 6-5 • 195


**25**  
**ERIC STEWARD JR.**  
Fr. • G • 6-2 • 185


**HC**  
**MICHAEL CHEANEY**  
Head Coach


**AC**  
**BAILEY MCEWEN**  
Assistant Coach


**AT**  
**BRIELLE RINGLE**  
Athletic Training

QUICK FACTS • INFORMATION	
Location	Montgomery, Ala., 36124
Founded	1967
Enrollment	5,211
Nickname	Warhawks
Colors	Orange and Black
National Affiliation	NCAA Division II
Conference	Gulf South Conference
President	Dr. Carl Stockton
Athletic Director	Erik Maas
Senior Women's Administrator	Amber Rae Childers
FAR:	John Aho
Stadium (Capacity)	AUM Athletics Complex (2,650)

COACHING STAFF	
Head Coach	Michael Cheaney
Alma Mater/Yr	Kentucky Wesleyan/1996
Record at AUM/Yrs	99-142/9th
Overall Record/Yrs	171-197/13th
Assistant Coach	Bailey McEwen/4th
Alma Mater/Yr	Southern Indiana/2017

TEAM INFORMATION	
2021-22 Record	12-16
Gulf South Conference Record	9-11
Regular Season	Tied for 8th
GSC Tournament	N/A
Final 2021-22 National Ranking	NR
Starters Returning/Lost (2021-22)	3/2
Letterwinners Returning/Lost (2021-22)	10/3

BASKETBALL HISTORY	
First Year of Basketball	1975
All-time Record:	805-620
All-time GSC Record:	42-76
NCAA Appearances/Record	N/A
Last Appearance	N/A
Place:	N/A
Result:	N/A
Location:	N/A

**EXTERNAL RELATIONS | ATHLETIC COMMUNICATIONS**

The Auburn University at Montgomery **Sports Information Office** provides public relations to members of the media. Game day services include statistics, photography (when available), video clips (when available), and post-game access to coaches and student-athletes. The Sports Information office is located on the first floor of the AUM Athletics Complex in office suite 104.

**Primary Contact** ..... **Cody Clark**  
E-Mail: cclark26@aum.edu | Cell: (843) 610-6007

**Secondary Contact** ..... **Mark Gilliam**  
E-Mail: mgilliam@aum.edu | Cell: (205) 399-3114

## 2022-2023 AUBURN UNIVERSITY AT MONTGOMERY NUMERICAL ROSTER

#	NAME	POS	HT	WT	CLASS	HOMETOWN / PREVIOUS SCHOOL
0	Deven Tucker	F	6-5	190	Sr.	Birmingham, Ala. / Helena HS
1	Roderick Smith	F	6-8	240	Sr.	Cyrstal Springs, Miss. / Western Illinois
2	Sam Youngblood	G	6-4	195	So.	McCalla, Ala. / McAdory HS
3	Travis Anderson	G	6-0	175	Jr.	Atlanta, Ga. / Charleston Southern
4	Jalen Gaston	G	6-2	175	Sr.	Montgomery, Ala. / Enterprise State CC
5	Tysen Banks	G	6-0	185	Jr.	Memphis, Tenn. / Kilgore College
10	Jaxson Hunter	G	6-2	220	Sr.	Trussville, Ala. / Hewitt-Trussville HS
11	James Graham	F	6-7	225	Sr.	Maywood, Ill. / Cuyahoga CC
12	Strahinja Ivic	F	6-7	215	Sr.	Belgrade, Serbia / Garrett College
14	JaQuan Tyus	F/C	6-6	225	Jr.	Memphis, Tenn. / Shawnee CC
15	Zameron Boozer	F/C	6-8	240	So.	Lanett, Ala. / Jacksonville Univ.
20	Jelal Williams	F	6-9	185	R-Jr.	Dallas, Ga. / UNC Pembroke
21	Gilbert Croley	G	6-3	170	So.	Atlanta, Ga. / East Coweta HS
22	Jospeh Lanzi	G	6-5	195	Jr.	Chelseas, Ala. / Univ. of Charleston
25	Eric Steward Jr.	G	6-2	185	Fr.	Memphis, Tenn. / Douglass HS

**Head Coach:** Michael Cheaney (13th season - 9th at AUM)

**Assistant Coach:** Bailey McEwen (4th)

**Athletic Training:** Brielle Ringle (4th)

**Sports Information:** Cody Clark (3rd - 1st at AUM)



**GULF SOUTH CONFERENCE STANDINGS** (X - CLINCHED SPOT IN GSC TOURNAMENT)

SCHOOL	CONF	CPCT.	OVERALL	PCT.	HOME	AWAY	NEUTRAL	STREAK
1. WEST ALABAMA -X	16-4	.800	20-4	.833	11-3	9-1	0-0	W7
2. ALABAMA HUNTSVILLE -X	15-5	.750	20-6	.769	13-1	6-4	1-1	W5
3. WEST GEORGIA -X	15-6	.714	16-7	.696	9-2	7-5	0-0	L2
4. LEE -X	14-6	.700	15-6	.714	8-2	7-4	0-0	W1
5. VALDOSTA STATE -X	13-7	.650	17-9	.654	9-3	6-4	2-2	W3
6. UNION	12-8	.600	13-11	.542	7-5	5-6	1-0	W1
7. AUBURN MONTGOMERY	11-10	.524	13-12	.520	8-4	5-6	0-2	W2
8. MISSISSIPPI COLLEGE	10-12	.455	14-12	.538	9-4	3-8	2-0	W2
WEST FLORIDA	8-12	.400	12-12	.500	8-5	4-7	0-0	L2
MONTEVALLO	7-14	.333	9-16	.360	5-8	3-7	1-1	L4
DELTA STATE	6-16	.273	7-18	.280	4-9	3-9	0-0	L1
CHRISTIAN BROTHERS	5-15	.250	5-18	.217	4-8	1-10	0-0	L1
SHORTER	2-19	.095	4-21	.160	2-10	2-9	0-2	L3

**GULF SOUTH CONFERENCE WEEKLY HONORS****PLAYER OF THE WEEK**

Nov. 8	Chaney Johnson, Alabama Huntsville
Nov. 15	Chaney Johnson, Alabama Huntsville
Nov. 22	Chaney Johnson, Alabama Huntsville
Nov. 29	Braxton Bertollette, UM
Dec. 6	Travis Anderson, AUM
Dec. 13	Tradavis Thompson, Mississippi College
Dec. 20	Tylandrius Parks, UU
Jan. 3	Braxton Bertollette, UM
Jan. 10	Boe Nguidjol, UU
Jan. 17	Maalik Cartwright, DSU
Jan. 24	Zawdie Jackson, UWG
Jan. 31	Wendall Matthews Jr., UWF
Feb. 7	Michael Zabetakis, UWG
Feb. 14	Boe Nguidjol, UU
Feb. 21	
Feb. 27	

**FRESHMAN OF THE WEEK**

Nov. 8	N/A
Nov. 15	MJ Jones, Montevallo
Nov. 22	MJ Jones, Montevallo
Nov. 29	MJ Jones, Montevallo
Dec. 6	MJ Jones, Montevallo
Dec. 13	Ivan Prug, Union
Dec. 20	Tyler Moore, UM
Jan. 3	Tyler Moore, UM
Jan. 10	Tyler Moore, UM
Jan. 17	Caleb Allen, DSU
Jan. 24	Tyler Moore, UM
Jan. 31	Ivan Prug, Union
Feb. 7	Derek Moore, DSU
Feb. 14	Ivan Prug, Union
Feb. 21	
Feb. 27	

**NATIONAL ASSOCIATION OF BASKETBALL COACHES TOP 25 POLL | FEB. 14, 2022**

RNK	SCHOOL	RECORD	POINTS	PREV
1	NOVA SOUTHEASTERN (14)	23-0	398	2
2	BLACK HILLS STATE	22-1	379	3
3	NORTHWEST MISSOURI STATE (2)23-2		363	4
4	INDIANA (PA.)	24-1	356	1
5	UNC PEMBROKE	24-1	342	5
6	INDIANAPOLIS	22-2	312	7
7	LINCOLN MEMORIAL	24-2	299	8
8	POINT LOMA	23-3	283	9
9	FORT LEWIS	21-2	271	10
10	CENTRAL OKLAHOMA	21-3	246	6
11	WEST LIBERTY	21-3	244	12
12	CAL STATE SAN BERNARDINO	20-3	221	14
13	HILLSDALE	21-3	211	15
14	SOUTHERN NAZARENE	20-3	191	17
15	AUGUSTA	20-4	154	11
16	ST. THOMAS AQUINAS	21-3	139	18
17	COLORADO MESA	20-4	138	19
18	WEST ALABAMA	20-4	115	20
19	COLORADO SCHOOL OF MINES	20-4	113	13
20	MERCYHURST	18-4	100	21
21	NORTHERN STATE	21-5	89	22
22	BENTLEY	18-4	78	16
23	NORTH GEORGIA	18-4	55	24
24	ANGELO STATE	20-5	42	25
25	SAINT MARTIN'S	20-4	24	NR

**OTHERS RECEIVING VOTES:**

WEST TEXAS A&M 15, MSU MOORHEAD (MINN.) 8, ALABAMA HUNTSVILLE 6, FAIRMONT STATE (W.VA.) 3, SOUTHERN NEW HAMPSHIRE 3, EMPORIA STATE (KAN.) 1, FERRIS STATE (MICH.) 1.

**DROPPED OUT:**

MSU MOORHEAD (23).

**WARHAWKS BY THE NUMBERS****805**

wins that the AUM Warhawks men's basketball program has amassed since its debut season in 1975-1976. AUM has posted an all-time record of 805-620, which translates to a .564 winning percentage. AUM reached the 800-win mark as a program on Saturday, Jan., 14 in an 83-78 win over the University of Alabama in Huntsville.

**36.3**

rebounds per game that the Warhawks average this year. AUM ranks second in the GSC in per-game rebounding. They are also tied for second in the league in offensive rebounding, averaging 11.4 offensive boards per game.

**13**

blocks AUM tallied on Nov. 26 against the University of West Alabama to set a new school record. The 13 blocks is also tied for 6th all-time in GSC history in a single game. The Warhawks got six blocks from James Graham to lead the way, while Jelal Williams registered three blocks. Deven Tucker, Sam Youngblood, Jalen Gaston, and Zameron Boozer each posted one block in the contest.

**4.4**

blocks per game AUM averages this season, which leads the GSC. The Warhawks rank first in the league in blocks this year (111). AUM is fresh off a campaign last season in which they led all of NCAA Division II in blocks with 6.2 blocks per game in 28 games played.





## GAME-BY-GAME TEAM COMPARISONS

Opponent	W/L	FGM-FGA	PCT.	3PM-3PA	PCT.	FTM-FTA	PCT.	OReb	DReb	TotReb	PF	AST	TO	BLK	STL	1stH	2ndH	OT	PTS
AUBURN MONTGOMERY	L	32-62	51.6%	11-22	50%	8-10	80%	11	22	33	18	15	20	4	9	40	43	-	83
Rollins College		32-61	52.5%	12-15	80%	9-13	69.2%	9	20	29	10	18	17	1	7	45	40	-	85
AUBURN MONTGOMERY	L	25-59	42.4%	5-18	27.8%	17-23	73.9%	17	27	44	16	6	18	6	1	31	41	-	72
Florida Tech		28-66	42.4%	10-25	40%	14-19	73.7%	12	21	33	16	14	8	3	12	42	38	-	80
AUBURN MONTGOMERY	L	26-66	39.4%	10-26	38.5%	12-18	66.7%	12	33	45	22	12	14	1	5	39	35	-	74
at #24 Alabama Huntsville		26-61	42.6%	9-38	23.7%	23-27	85.2%	5	33	38	17	13	7	2	7	38	46	-	84
Spring Hill College		28-59	47.5%	10-24	41.7%	18-19	94.7%	10	28	38	18	11	25	3	7	36	48	-	84
vs. AUBURN MONTGOMERY	W	34-77	44.2%	10-27	37%	9-11	81.8%	17	21	38	15	11	19	4	12	41	46	-	87
RV West Alabama		29-61	47.5%	1-10	10%	22-27	82%	17	24	41	22	10	17	0	5	44	37	-	81
vs. AUBURN MONTGOMERY	L	19-49	39%	2-11	18%	11-20	55%	8	15	23	22	7	21	13	10	18	33	-	51
AUBURN MONTGOMERY	W	29-63	46%	6-17	35.3%	10-12	83.3%	11	26	37	13	10	5	2	8	36	38	-	74
at Shorter		22-55	40%	7-22	31.8%	7-9	78%	6	21	27	12	13	13	4	0	28	30	-	58
Delta State		25-54	46.3%	10-29	34.5%	6-6	100%	8	19	27	10	10	14	1	6	35	31	-	66
vs. AUBURN MONTGOMERY	W	29-56	51.8%	12-22	54.5%	4-4	100%	8	21	29	10	8	11	1	7	38	36	-	74
Mississippi College		28-56	50%	0-10	0%	18-24	75%	9	19	28	20	12	13	0	3	39	35	-	74
vs. AUBURN MONTGOMERY	W	24-54	44.4%	6-21	28.6%	25-29	86.2%	13	22	35	18	4	14	2	5	35	44	-	79
AUBURN MONTGOMERY	L	23-65	35.4%	4-17	23.5%	10-11	91%	13	22	35	19	12	23	3	9	27	33	-	60
at Lee		30-62	48.4%	6-20	30%	19-23	82.6%	11	27	38	14	19	16	7	11	35	50	-	85
RV West Georgia		22-62	35.5%	5-20	25%	14-17	82.4%	10	22	32	11	4	10	1	9	37	26	-	63
vs. AUBURN MONTGOMERY	L	25-63	39.7%	4-19	21.1%	6-6	100%	16	31	47	14	7	20	7	3	27	33	-	60
AUBURN MONTGOMERY	W	24-49	49%	5-17	29.4%	24-29	82.8%	11	24	35	21	10	21	6	12	30	47	-	77
at Christian Brothers		25-54	46.3%	5-17	29.4%	19-24	79.2%	7	15	22	18	11	16	0	10	41	33	-	74
AUBURN MONTGOMERY	L	32-70	45.7%	9-24	37.5%	14-21	67%	8	28	36	29	14	15	2	9	36	45	6	87
at Union University		24-56	42.9%	13-23	56.5%	31-43	72.1%	11	35	46	19	17	18	1	4	34	47	11	92
AUBURN MONTGOMERY	W	22-55	40%	6-16	37.5%	17-22	77.3%	9	34	43	15	2	17	3	7	32	35	-	67
at Georgia College		23-63	36.5%	9-27	33.3%	9-18	50%	10	27	37	16	15	13	2	5	32	32	-	64
Valdosta State		26-59	44.1%	4-17	23.5%	21-31	67.7%	11	26	37	17	8	15	3	10	35	42	-	77
vs. AUBURN MONTGOMERY	L	26-66	39.4%	6-23	26.1%	13-14	93%	15	27	42	24	9	19	5	5	35	36	-	71
West Florida		25-59	42.4%	5-15	33.3%	20-25	80%	13	11	24	14	10	12	0	4	37	38	-	75
vs. AUBURN MONTGOMERY	W	38-51	74.5%	14-22	63.6%	8-12	67%	3	23	26	19	21	17	10	9	41	57	-	98
AUBURN MONTGOMERY	L	35-63	55.6%	11-26	42.3%	15-24	62.5%	11	28	39	14	23	19	10	11	52	44	-	96
at Montevallo		35-74	47.3%	12-27	44.4%	16-19	84.2%	14	21	35	16	18	14	5	11	52	46	-	98
Alabama-Huntsville		27-65	41.5%	14-36	38.9%	10-11	90.9%	12	20	32	13	13	11	0	5	39	39	-	78
vs. AUBURN MONTGOMERY	W	32-65	49.2%	14-33	42.4%	5-6	83.3%	14	27	41	12	14	12	3	6	42	41	-	83
AUBURN MONTGOMERY	L	27-57	47.4%	7-16	43.8%	4-6	67%	9	22	31	19	12	15	6	4	19	46	-	65
at RV West Alabama		20-58	34.5%	6-20	30%	20-23	87%	17	21	38	8	10	14	1	5	19	47	-	66
Shorter		30-67	44.8%	14-30	46.7%	12-17	70.6%	12	25	37	19	14	14	2	5	43	43	-	86
vs. AUBURN MONTGOMERY	W	35-65	53.8%	6-17	35.3%	18-25	72%	11	25	36	14	12	9	1	10	49	45	-	94
AUBURN MONTGOMERY	W	25-62	40.3%	3-14	21.4%	12-15	80%	12	25	37	11	2	12	3	8	33	32	-	65
at Mississippi College		23-54	42.6%	7-22	31.8%	7-11	63.6%	8	27	35	15	14	18	1	6	31	29	-	60
AUBURN MONTGOMERY	W	25-51	49%	7-20	35%	10-12	83.3%	10	29	39	13	11	18	4	3	39	28	-	67
at Delta State		22-60	36.7%	13-40	32.5%	7-11	63.6%	8	16	24	13	15	9	2	11	30	34	-	64
AUBURN MONTGOMERY	L	25-59	42.4%	9-19	47.4%	7-13	53.8%	8	24	32	14	10	13	3	6	35	31	-	66
at West Georgia		35-76	46.1%	4-22	18.2%	12-17	70.6%	19	29	48	11	15	8	2	9	32	54	-	86
Lee University		33-62	53.2%	15-24	62.5%	20-26	76.9%	10	26	36	20	20	14	1	6	41	60	-	101
vs. AUBURN MONTGOMERY	L	32-71	45.1%	8-23	34.8%	18-25	72%	16	23	39	20	11	10	6	8	40	50	-	90
Union University		28-60	46.7%	11-24	45.8%	13-20	65%	11	20	31	17	18	13	3	5	35	45	-	80
vs. AUBURN MONTGOMERY	W	31-54	57.4%	10-18	55.6%	14-18	77.8%	6	27	33	16	13	14	3	5	39	47	-	86
Christian Brothers		31-62	50%	4-16	25%	10-14	71.4%	10	16	26	19	13	11	2	7	36	40	-	76
vs. AUBURN MONTGOMERY	W	31-55	56.4%	9-26	34.6%	12-15	80%	9	24	33	15	19	14	3	7	37	46	-	83



## WARHAWKS POINTS-REBOUNDS-ASSISTS

	#0	#1	#2	#3	#4	#10	#11	#12	#15	#20	#21	#22	#25
OPPONENT	TUCKER	SMITH	YOUNGBLOOD	ANDERSON	GASTON	HUNTER	GRAHAM	IVIC	BOOZER	WILLIAMS	CROLEY	LANZI	STEWART JR.
vs. Rollins College	5-1-0	10-5-2	DNP	6-2-2	27-4-3	DNP	2-11-3	3-0-1	DNP	0-0-1	7-2-0	23-5-3	DNP
vs. Florida Tech	4-3-1	13-9-0	DNP	16-6-2	4-2-3	DNP	17-14-0	6-3-0	2-2-0	0-0-0	0-1-0	10-1-0	DNP
at #24 Ala. Huntsville*	0-3-1	8-2-0	8-3-2	18-8-2	16-10-4	DNP	11-7-1	3-3-0	0-0-0	1-2-0	0-2-0	9-2-2	0-0-0
Spring Hill	6-5-0	DNP	17-7-2	8-7-2	12-3-2	DNP	19-3-1	3-0-0	2-2-0	2-1-0	6-1-1	12-6-3	0-0-0
RV West Alabama	6-3-0	DNP	4-1-1	7-1-2	20-4-0	DNP	6-5-2	0-0-0	0-2-0	0-2-1	DNP	8-3-1	DNP
at Shorter*	2-6-0	DNP	6-4-1	26-2-0	10-8-2	DNP	19-7-1	DNP	DNP	DNP	5-0-1	6-5-1	DNP
Delta State*	4-5-0	4-3-0	16-5-3	14-3-2	19-4-1	DNP	12-3-1	DNP	0-0-0	DNP	DNP	5-3-1	DNP
Mississippi College*	4-3-0	8-5-0	0-4-0	32-6-2	17-6-1	DNP	14-5-0	DNP	0-0-0	DNP	0-0-0	4-3-1	DNP
at Lee*	2-3-0	13-8-0	10-3-2	2-3-6	15-4-3	0-0-0	6-7-0	DNP	0-0-0	0-1-0	5-1-1	2-1-0	5-1-0
West Georgia*	4-6-1	8-5-0	11-2-0	-	8-7-1	DNP	13-10-0	DNP	0-1-0	DNP	16-4-4	0-1-1	0-1-0
at Christian Brothers*	6-4-0	17-7-1	7-0-5	-	11-4-3	DNP	13-7-0	0-0-0	2-1-0	0-4-0	-	15-1-0	6-3-1
at Union (Tenn.)*	12-3-2	13-8-3	8-6-1	27-3-2	2-2-1	DNP	6-6-3	0-1-1	DNP	DNP	-	19-3-1	0-0-0
at Georgia College	4-0-0	5-7-0	7-1-0	17-3-0	7-11-2	DNP	12-7-0	0-0-0	DNP	DNP	-	15-5-0	DNP
Valdosta State*	4-9-0	8-9-0	5-3-0	10-2-5	16-6-1	DNP	10-3-1	0-0-0	DNP	DNP	-	18-4-2	DNP
West Florida*	2-0-0	-	14-3-2	18-0-10	10-1-2	0-0-1	20-9-3	0-0-0	4-4-0	6-4-0	-	24-2-3	0-0-0
at Montevallo*	4-1-1	-	7-2-2	23-7-6	14-8-3	DNP	17-10-4	0-0-0	6-2-0	8-4-1	-	17-4-6	DNP
Alabama Huntsville*	0-4-0	-	11-3-1	23-3-8	14-4-0	DNP	18-15-1	-	0-1-0	0-1-0	-	17-6-4	DNP
at RV West Alabama*	2-4-1	-	7-3-1	15-1-8	16-2-1	DNP	18-11-0	-	DNP	DNP	-	7-5-1	0-2-0
Shorter*	3-3-0	9-2-1	12-0-5	11-1-3	17-4-2	DNP	18-10-0	-	DNP	2-0-0	-	17-11-1	5-1-0
at Mississippi College*	0-4-0	15-6-0	11-4-0	-	18-7-1	DNP	18-5-0	-	DNP	1-2-0	-	2-3-1	DNP
at Delta State*	4-4-1	21-5-2	6-7-4	-	16-4-0	DNP	7-8-1	-	3-4-1	DNP	-	10-6-2	DNP
at West Georgia*	2-3-1	6-4-0	22-2-0	6-3-3	1-3-2	DNP	6-7-2	DNP	5-5-0	DNP	-	18-3-1	0-0-1
Lee*	4-1-0	32-12-1	10-2-2	12-2-3	6-2-2	DNP	4-5-2	DNP	3-3-0	0-1-0	-	19-6-1	0-0-0
Union*	5-0-0	10-10-0	14-2-3	18-1-4	7-1-1	DNP	12-9-2	DNP	2-0-0	0-0-0	-	18-6-3	DNP
Christian Brothers*	5-8-2	18-2-1	3-2-2	22-1-9	16-9-2	DNP	8-2-0	DNP	5-1-0	0-0-0	-	6-4-3	DNP
at West Florida*													
at Valdosta State*													
Montevallo*													

## WARHAWKS GAME HIGHS

Opponent	Pts	Rebs	Asts	Stls	Blks
vs. Rollins College	Gaston (27)	Graham (11)	Three w/ 3	Lanzi (4)	Graham (3)
vs. Florida Tech	Graham (17)	Graham (14)	Gaston (3)	Graham (3)	Graham (1)
#24 Ala. Huntsville*	Anderson (18)	Gaston (10)	Gaston (4)	Two w/ 2	Graham (1)
Spring Hill*	Graham (19)	Two w/ 7	Lanzi (3)	Two w/ 3	Graham (3)
RV West Alabama*	Gaston (20)	Graham (5)	Two w/ 2	Gaston (3)	Graham (6)
at Shorter*	Anderson (26)	Lanzi (10)	Lanzi (5)	Anderson (3)	Two w/ 1
Delta State*	Gaston (19)	Two w/ 5	Youngblood (3)	Two w/ 2	Smith (1)
Mississippi College*	Anderson (32)	Two w/ 6	Anderson (2)	Gaston (2)	Graham (2)
at Lee*	Gaston (15)	Smith (8)	Anderson (6)	Anderson (3)	Three w/ 1
West Georgia*	Croley (16)	Graham (10)	Croley (4)	Three w/ 1	Graham (5)
at Christian Brothers*	Smith (17)	Two w/ 7	Youngblood (5)	Youngblood (3)	Graham (3)
at Union*	Anderson (27)	Smith (8)	Two w/ 3	Gaston (3)	Two w/ 1
at Georgia College*	Anderson (17)	Gaston (11)	Gaston (2)	Two w/ 2	Three w/ 1
Valdosta State*	Lanzi (18)	Two w/ 9	Anderson (5)	Lanzi (3)	Smith (3)
West Florida*	Lanzi (24)	Graham (9)	Anderson (10)	Three w/ 2	Graham (6)
at Montevallo*	Anderson (23)	Graham (10)	Two w/ 6	Lanzi (3)	Graham (5)
Ala. Huntsville*	Anderson (23)	Graham (15)	Anderson (8)	Youngblood (2)	Graham (3)
at RV West Alabama*	Graham (18)	Graham (11)	Anderson (8)	Four w/ 1	Graham (5)
Shorter*	Graham (18)	Lanzi (11)	Youngblood (5)	Three w/ 2	Graham (1)
at Mississippi College*	Two w/ 18	Gaston (7)	Two w/ 1	Gaston (4)	Youngblood (2)
at Delta State*	Smith (21)	Graham (8)	Youngblood (4)	Lanzi (2)	Smith (3)
at West Georgia*	Youngblood (22)	Graham (7)	Anderson (3)	Two w/ 2	Three w/ 1
Lee*	Smith (32)	Smith (12)	Anderson (3)	Lanzi (3)	Williams (4)
Union*	Two w/ 18	Smith (10)	Anderson (4)	Anderson (3)	Graham (2)
Christian Brothers*	Anderson (22)	Gaston (9)	Anderson (9)	Two w/ 2	Gaston (2)
at West Florida*					
at Valdosta State*					
Montevallo*					

## WARHAWKS STARTING LINEUPS

Opponent	G	G	G	F	F
vs. Rollins College	Anderson	Gaston	Ivic	Graham	Smith
vs. Florida Tech	Anderson	Gaston	Ivic	Graham	Smith
#24 Ala. Huntsville*	Anderson	Gaston	Ivic	Graham	Tucker
Spring Hill*	Anderson	Gaston	Youngblood	Lanzi	Tucker
RV West Alabama*	Anderson	Gaston	Youngblood	Lanzi	Tucker
at Shorter*	Anderson	Gaston	Youngblood	Lanzi	Tucker
Delta State*	Anderson	Gaston	Youngblood	Lanzi	Tucker
Mississippi College*	Anderson	Gaston	Youngblood	Lanzi	Tucker
at Lee*	Anderson	Gaston	Youngblood	Lanzi	Tucker
West Georgia*	Gaston	Youngblood	Lanzi	Graham	Tucker
at Christian Brothers*	Gaston	Youngblood	Lanzi	Graham	Tucker
at Union*	Gaston	Youngblood	Lanzi	Graham	Tucker
at Georgia College*	Anderson	Gaston	Lanzi	Graham	Tucker
Valdosta State*	Anderson	Gaston	Lanzi	Graham	Tucker
West Florida*	Anderson	Youngblood	Lanzi	Graham	Tucker
at Montevallo*	Anderson	Youngblood	Lanzi	Graham	Tucker
Ala. Huntsville*	Anderson	Youngblood	Lanzi	Graham	Tucker
at RV West Alabama*	Anderson	Youngblood	Lanzi	Graham	Tucker
Shorter*	Anderson	Youngblood	Lanzi	Graham	Tucker
at Mississippi College*	Gaston	Youngblood	Lanzi	Graham	Tucker
at Delta State*	Gaston	Youngblood	Lanzi	Graham	Tucker
at West Georgia*	Gaston	Youngblood	Lanzi	Graham	Tucker
Lee*	Anderson	Youngblood	Lanzi	Graham	Tucker
Union*	Anderson	Youngblood	Lanzi	Graham	Tucker
Christian Brothers*	Anderson	Youngblood	Lanzi	Graham	Tucker
at West Florida*					
at Valdosta State*					
Montevallo*					



## RECORD VERSUS ALL OPPONENTS

### GULF SOUTH CONFERENCE SCHOOLS:

Alabama Huntsville	20-22
Christian Brothers	5-3
Delta State	5-8
Lee (Tenn.)	10-19
Mississippi College	6-4
Montevallo (Ala.)	33-31
Shorter	29-5
Union (Tenn.)	3-10
Valdosta State	4-14
West Alabama	1-12
West Georgia	1-11
West Florida	10-11

### ALABAMA SCHOOLS:

Alabama Birmingham	0-1
Alabama State	8-27
Athens State (Ala.)	33-34
Birmingham Southern	20-34
Concordia (Ala.)	9-1
Faulkner	44-33
Huntingdon	11-5
Jacksonville State	2-8
Miles (Ala.)	3-1
Mobile (Ala.)	20-14
Samford	0-3
Selma	28-3
South Alabama	0-2
Spring Hill	27-22
Stillman College	6-0
Talladega	51-8
Troy	4-7
Tuskegee	11-4

### OTHER OPPONENTS:

Albany State	0-2
Allen	1-0
Anderson	2-0
Arkansas-Monticello	0-1
Armstrong Atlantic State	0-1
Azusa Pacific	0-2
Baptist Christian	1-0
Barber-Scotia	1-1
Belhaven	9-12
Benedict College	0-1
Berry	8-5
Bethel (Tenn.)	1-1
Blue Mountain	3-0
Brevard	1-0
Brewton-Parker	30-6
Campbellsville	1-0
Carson Newman	0-1
Cedarville	1-0
Christian Heritage	1-0
Clafflin	3-3
Clark-Atlanta	0-2
Coastal Georgia	5-2
College of Charleston	3-2
Columbus State	3-2

Crichton	0-1
Cumberland	9-8
Dalton State	2-4
Daniel Payne	4-0
DeVry Institute	1-0
Dillard	22-9
Earl Paulk	3-0
Edward Waters	1-0
Embry-Riddle	2-2
Emmanuel	20-12
Eureka	1-0
Findlay	0-1
Flagler	0-1
Florida International	1-0
Florida Memorial	2-0
Florida Southern	1-0
Florida Tech	3-0
Fort Hays State	1-0
Fort Valley State	1-0
Francis Marion	0-1
Freed-Hardeman	0-4
Georgia College	1-2
Georgia Southwestern	16-20
Georgetown (Ky.)	0-1
Grace	1-0
Grand Canyon	0-1
Hastings	0-1
Hawaii Pacific	1-0
High Point	1-0
Indiana State	1-0
Jarvis Christian	1-0
Johnson C. Smith	2-0
Kansas State	0-1
Kearney State	0-1
Kennesaw State	1-0
Kentucky State	0-1
Kentucky Wesleyan	2-1
LaGrange	21-6
Lambuth	1-2
Lander	1-0
Lees-McRae	1-0
Life	1-15
Limestone	3-0
Lipscomb	0-1
Loyola-New Orleans	4-6
LSU-Shreveport	1-1
Martin Methodist	1-8
Middle Georgia State	3-4
Mohawk	1-0
Morris Brown	1-1
North Alabama	4-5
North Georgia	13-8
Oakwood	2-1
Oklahoma	0-1
Oklahoma Baptist	0-3
Oklahoma City	0-1
Paine	1-0
Patton	1-0

Paul Quinn	1-0
Pensacola Christian	1-0
Phillips	1-0
Piedmont	1-1
Pikeville	1-0
Point	2-2
Prairie View A&M	1-0
Puerto Rico-Mayaguez	1-0
Quincy	0-1
Reinhardt	15-5
Robert Morris-Chicago	0-1
Rollins College	0-3
South Carolina	0-1
Southeastern Baptist	1-0
South Carolina-Aiken	1-1
South Carolina-Spartanburg	0-1
Southern-Baton Rouge	0-1
Southern-New Orleans	14-3
Southern Benedictine	7-2
Southern Poly	14-21
Southern Wesleyan	23-8
St. Augustine's	0-1
St. Joseph's	1-0
St. Leo	1-1
St. Rose	1-0
St. Thomas Aquinas	0-1
Taylor (Ind.)	0-1
Tampa	1-0
Tennessee Temple	1-0
Tennessee Wesleyan	2-0
Texas College	4-1
Texas Tech	0-1
Thomas	3-1
Tiffin	1-0
Tougaloo	1-0
Trevecca Nazarene	4-2
Truett-McConnell	2-0
Tulane	0-1
Tusculum	1-0
University of the South	1-0
Voorhees	4-1
Washburn	0-1
Webber International	1-0
West Virginia Wesleyan	0-1
Westminster	0-1
Westmont	0-1
William Carey	27-15
William Jewell	2-0
Wisconsin-Eau Claire	1-0
Xavier (La.)	15-6
Young Harris	0-2

2022-2023 Auburn University at Montgomery Men's Basketball  
Overall Statistics (as of Feb 11, 2023)

Overall Record: 13-12    Conf: 11-10    Home: 8-4    Away: 5-6    Neutral: 0-2

#	Player	GP-GS	MIN	AVG	FG		3PT		FT		Rebounds				PF	DQ	A	TO	BLK	STL	PTS	AVG
					FG-FGA	FG%	3FG-FGA	3FG%	FT-FTA	FT%	OFF	DEF	TOT	AVG								
03	Anderson, Travis	21-19	740	35.2	107-252	.425	54-132	.409	63-74	.851	19	46	65	3.1	23	0	81	62	2	32	331	15.8
04	Gaston, Jalen	25-17	765	30.6	111-281	.395	37-104	.356	60-76	.789	31	89	120	4.8	64	0	43	53	8	31	319	12.8
11	Graham, James	25-19	605	24.2	132-239	.552	9-23	.391	33-44	.750	55	131	186	7.4	67	2	28	52	55	21	306	12.2
01	Smith, Roderick	18-2	480	26.7	78-137	.569	0-2	.000	62-84	.738	39	70	109	6.1	49	1	11	50	11	11	218	12.1
22	Lanzi, Joseph	25-22	809	32.4	109-224	.487	46-100	.460	37-47	.787	28	76	104	4.2	71	1	46	54	2	34	301	12.0
02	Youngblood, Sam	24-20	754	31.4	83-217	.382	38-120	.317	12-14	.857	13	57	70	2.9	41	0	39	47	3	24	216	9.0
21	Croley, Gilbert	8-0	81	10.1	15-23	.652	3-7	.429	6-10	.600	2	9	11	1.4	10	0	7	12	0	5	39	4.9
00	Tucker, Deven	25-23	417	16.7	41-61	.672	0-0	.000	12-20	.600	32	55	87	3.5	57	0	11	21	11	7	94	3.8
15	Boozer, Zameron	17-0	110	6.5	13-23	.565	0-0	.000	8-12	.667	10	18	28	1.6	7	0	1	8	4	4	34	2.0
25	Steward Jr., Eric	11-0	69	6.3	6-19	.316	2-9	.222	2-4	.500	2	6	8	0.7	6	0	2	5	0	4	16	1.5
12	Ivic, Strahinja	11-3	84	7.6	5-18	.278	5-17	.294	0-0	.000	0	7	7	0.6	12	0	2	3	2	2	15	1.4
20	Williams, Jelal	15-0	109	7.3	6-13	.462	0-0	.000	8-16	.500	8	14	22	1.5	16	1	3	10	13	4	20	1.3
10	Hunter, Jaxon	2-0	3	1.5	0-0	.000	0-0	.000	0-0	.000	0	0	0	0.0	0	0	1	1	0	0	0	0.0
Total		25	5026	201.0	706-1507	.468	194-514	.377	303-401	.756	278	630	908	36.3	423	5	275	390	111	179	1909	76.36
Opponents			5025	201.0	677-1526	.444	206-573	.360	377-494	.763	270	569	839	33.6	385	9	335	340	47	170	1937	77.48

Team Statistics	UAM	OPP	Conf	Date	Opponent	W/L	Score	Att.
SCORING	1909	1937		11/11/22	vs Rollins	L	83-85	75
Points Per Game	76.4	77.5		11/12/22	vs Florida Tech	L	72-80	89
Scoring Margin	-1.1	-	*	11/19/22	at Alabama Huntsville	L	74-84	335
FIELD GOALS-ATT	706-1507	677-1526		11/22/22	SPRING HILL	W	87-84	204
Field Goal Pct	.468	.444	*	11/26/22	WEST ALA.	L	51-81	131
3 POINT FG-ATT	194-514	206-573	*	11/28/22	at Shorter	W	74-58	175
3PT FG Pct	.377	.360	*	12/02/22	DELTA ST.	W	74-66	228
3PT Made Per Game	7.8	8.2	*	12/04/22	MISSISSIPPI COL.	W	79-74	258
FREE THROWS-ATT	303-401	377-494	*	12/09/22	at Lee	L	60-85	313
FT Pct	.756	.763	*	12/11/22	WEST GA.	L	60-63	159
FT Made Per Game	12.1	15.1	*	12/16/22	at Christian Brothers	W	77-74	219
REBOUNDS	908	839	*	12/18/22	at Union (TN)	L (OT)	87-92	150
Rebounds Per Game	36.3	33.6		12/29/22	at Georgia College	W	67-64	167
Rebounds Margin	2.7	-	*	12/31/22	VALDOSTA ST.	L	71-77	181
ASSISTS	275	335	*	01/02/23	WEST FLORIDA	W	98-75	160
Assists Per Game	11.0	13.4	*	01/07/23	at Montevallo	L	96-98	198
TURNOVERS	390	340	*	01/14/23	ALABAMA HUNTSVILLE	W	83-78	560
Turnovers Per Game	15.6	13.6	*	01/18/23	at West Ala.	L	65-66	301
Turnovers Margin	-2.0	-	*	01/21/23	SHORTER	W	94-86	410
Assist/Turnover Ratio	0.7	1.0	*	01/26/23	at Mississippi Col.	W	65-60	0
STEALS	179	170	*	01/28/23	at Delta St.	W	67-64	300
Steals Per Game	7.2	6.8	*	02/01/23	at West Ga.	L	66-86	773
BLOCKS	111	47	*	02/04/23	LEE	L	90-101	240
Blocks Per Game	4.4	1.9	*	02/09/23	UNION (TN)	W	86-80	341
ATTENDANCE	3,422	2,931	*	02/11/23	CHRISTIAN BROTHERS	W	83-76	550
Dates/Avg Per Date	12-285	11-266						
Neutral Site #/Avg	-	2-82						
* = Conference game								

Score by Periods	1st	2nd	OT	Total
Auburn-Montgomery	891	1012	6	1909
Opponents	916	1010	11	1937



2022-2023 Auburn University at Montgomery Men's Basketball  
Overall Statistics (as of Feb 11, 2023)

Conference Games Only

Conf: 11-10    Home: 7-4    Away: 4-6    Neutral: 0-0

#	Player	GP-GS	MIN	AVG	FG		3PT		FT		Rebounds				PF	DQ	A	TO	BLK	STL	PTS	AVG
					FG-FGA	FG%	3FG-FGA	3FG%	FT-FTA	FT%	OFF	DEF	TOT	AVG								
03	Anderson, Travis	17-15	599	35.2	93-208	.447	49-112	.438	49-56	.875	13	34	47	2.8	19	0	75	43	1	30	284	16.7
04	Gaston, Jalen	21-13	635	30.2	93-230	.404	32-89	.360	51-66	.773	26	74	100	4.8	52	0	33	51	6	26	269	12.8
01	Smith, Roderick	15-0	384	25.6	68-116	.586	0-1	.000	54-73	.740	34	54	88	5.9	42	1	9	44	11	10	190	12.7
11	Graham, James	21-16	524	25.0	111-198	.561	6-18	.333	28-37	.757	41	110	151	7.2	59	2	24	39	45	19	256	12.2
22	Lanzi, Joseph	21-20	684	32.6	88-186	.473	36-80	.450	29-37	.784	22	65	87	4.1	63	1	40	44	2	27	241	11.5
02	Youngblood, Sam	21-19	694	33.0	74-191	.387	34-107	.318	10-12	.833	12	49	61	2.9	38	0	37	45	3	21	192	9.1
21	Croley, Gilbert	5-0	53	10.6	10-15	.667	2-4	.500	4-5	.800	0	7	7	1.4	6	0	6	2	0	1	26	5.2
00	Tucker, Deven	21-21	360	17.1	32-48	.667	0-0	.000	11-19	.579	26	51	77	3.7	52	0	10	17	10	6	75	3.6
15	Boozer, Zameron	15-0	102	6.8	12-22	.545	0-0	.000	6-10	.600	8	16	24	1.6	7	0	1	7	4	2	30	2.0
25	Steward Jr., Eric	10-0	65	6.5	6-17	.353	2-9	.222	2-4	.500	2	6	8	0.8	5	0	2	5	0	3	16	1.6
20	Williams, Jelal	12-0	89	7.4	5-12	.417	0-0	.000	8-16	.500	7	14	21	1.8	12	1	2	7	12	4	18	1.5
12	Ivic, Strahinja	7-1	33	4.7	1-11	.091	1-11	.091	0-0	.000	0	4	4	0.6	4	0	1	2	0	1	3	0.4
10	Hunter, Jaxon	2-0	3	1.5	0-0	.000	0-0	.000	0-0	.000	0	0	0	0.0	0	0	1	1	0	0	0	0.0
Total		21	4225	201.2	593-1254	.473	162-431	.376	252-335	.752	224	526	750	35.7	359	5	241	316	94	150	1600	76.19
Opponents			4225	201.2	566-1277	.443	165-482	.342	327-425	.769	229	473	702	33.4	325	7	277	277	38	139	1624	77.33

Team Statistics			UAM	OPP	Date	Opponent	W/L	Score	Att.
SCORING			1600	1624	11/19/22	at Alabama Huntsville	L	74-84	335
Points Per Game			76.2	77.3	11/26/22	WEST ALA.	L	51-81	131
Scoring Margin			-1.1	-	11/28/22	at Shorter	W	74-58	175
FIELD GOALS-ATT			593-1254	566-1277	12/02/22	DELTA ST.	W	74-66	228
Field Goal Pct			.473	.443	12/04/22	MISSISSIPPI COL.	W	79-74	258
3 POINT FG-ATT			162-431	165-482	12/09/22	at Lee	L	60-85	313
3PT FG Pct			.376	.342	12/11/22	WEST GA.	L	60-63	159
3PT Made Per Game			7.7	7.9	12/16/22	at Christian Brothers	W	77-74	219
FREE THROWS-ATT			252-335	327-425	12/18/22	at Union (TN)	L (OT)	87-92	150
FT Pct			.752	.769	12/31/22	VALDOSTA ST.	L	71-77	181
FT Made Per Game			12.0	15.6	01/02/23	WEST FLORIDA	W	98-75	160
REBOUNDS			750	702	01/07/23	at Montevallo	L	96-98	198
Rebounds Per Game			35.7	33.4	01/14/23	ALABAMA HUNTSVILLE	W	83-78	560
Rebounds Margin			2.3	-	01/18/23	at West Ala.	L	65-66	301
ASSISTS			241	277	01/21/23	SHORTER	W	94-86	410
Assists Per Game			11.5	13.2	01/26/23	at Mississippi Col.	W	65-60	0
TURNOVERS			316	277	01/28/23	at Delta St.	W	67-64	300
Turnovers Per Game			15.0	13.2	02/01/23	at West Ga.	L	66-86	773
Turnovers Margin			-1.8	-	02/04/23	LEE	L	90-101	240
Assist/Turnover Ratio			0.8	1.0	02/09/23	UNION (TN)	W	86-80	341
STEALS			150	139	02/11/23	CHRISTIAN BROTHERS	W	83-76	550
Steals Per Game			7.1	6.6					
BLOCKS			94	38					
Blocks Per Game			4.5	1.8					
ATTENDANCE			3,218	2,764					
Dates-Avg Per Date			11-293	10-276					
Neutral Site #-Avg			-	0-0					

Score by Periods	1st	2nd	OT	Total
Auburn-Montgomery	747	847	6	1600
Opponents	761	852	11	1624