



AUBURN UNIVERSITY AT MONTGOMERY BASKETBALL

2023-2024 AUM MEN'S BASKETBALL GAME NOTES | 36 POSTSEASON APPEARANCES | 12 NATIONAL TOURNAMENT APPEARANCES | 17 ALL-AMERICANS

AUBURN MONTGOMERY
2-3
OVERALL
0-2
GSC
NR/NR
NABC TOP 25 / D2SIDA TOP 25
MICHAEL CHEANEY
HEAD COACH
175-202
OVERALL
14th
SEASON

AT

WEST ALABAMA
4-1
OVERALL
1-0
GSC
RV/NR
NABC TOP 25 / D2SIDA TOP 25
NICK WOODRUFF
HEAD COACH
63-20
OVERALL
4th
SEASON

STARTING LINEUP: WARHAWKS HIT THE ROAD ONCE AGAIN

➔ GAME INFORMATION:

GM NO. 6: Auburn Montgomery at RV West Alabama | **Venue:** Pruitt Hall | **City:** Livingston, Ala. | **Tipoff:** Thursday, Nov. 30, 7:30 PM
Television: FloSports **Live Stats:** AUMathletics.com | **Social Media:** @AUMWarhawksMBB

➔ ON THE ROAD...AGAIN:

The Warhawks hit the road for the fifth time in the team's first six games to open the 2023-2024 campaign. Additionally, seven of AUM's first nine games of the season are on the road before a much-needed four-game homestand opens on December 15. After scoring huge wins over Saint Leo University and Florida Southern College to open the year in the Sunshine State, the black and orange find themselves mired in a three-game losing streak and looking to regain the early season momentum they had captured.

➔ CLEANING UP THE BOARDS:

A season removed from averaging 37.7 rebounds per game to lead the Gulf South Conference, AUM is ranked seventh in the league in rebounds per game (36.0) to open the season. The Warhawks rank 12th in the league thus far in defensive rebounds per game (21.0), but are the No. 2 offensive rebounding team in the conference at 15.0 per game. Malachi Rhodes leads the way with 7.2 rebounds per game, good for sixth in the GSC. Jalen Gaston is second on the team at 6.0 rebounds, and Deven Tucker sits third at 4.8 rebounds per contest.


➔ TIGERS CONTROL THE ALL-TIME SERIES:

The Tigers have a commanding lead on the all-time series between the two teams, as West Alabama has won 12 consecutive games in the series dating back to a 72-70 win over AUM on January 25, 2012. AUM won the first ever matchup between the two teams, 65-64 on January 16, 2012, in Montgomery, Ala. Four matchups have been decided by a single possession, while six have been decided by eight points or less.


➔ SCOUTING THE TIGERS:

The Tigers, who are receiving votes in the latest National Association of Basketball Coaches (NABC) Top 25 poll, are out to a 4-1 start on the season including a win over a ranked Lincoln Memorial squad. The Tigers are riding a three-game win streak, all at home, and play their fourth straight game at Pruitt Hall after opening the season in Albany, Ga. Kuran Garner leads four double-digit scorers for West Alabama with 14.4 points per game. Thaddeus Williams (11.8), Terry Durham (11.4), and Jaylen Lemons (11.2) join Garner in double-figures on a per game basis for the red and white. CJ Melton is the team's leading rebounder at 5.8 per night and leads four players averaging north of five rebounds a night.

PROBABLE STARTING LINEUP:



JALEN GASTON
Sr. • G • 6-2 • 175



DEVEN TUCKER
Sr. • F • 6-5 • 190



MALACHI RHODES
Sr. • F • 6-8 • 235



JALIL ROBINSON
Jr. • G • 5-10 • 160



GILBERT CROLEY
Jr. • G • 6-3 • 190

▶ 2023-2024 SCHEDULE & RESULTS

| OVERALL RECORD: | 2-3 |
|------------------------|-----------------|
| GSC: | 0-2 |
| NON-CONFERENCE: | 2-1 |
| HOME AWAY NEUTRAL: | 0-1 1-2 1-0 |

NOVEMBER (2-3)

| | | |
|----|----------------------------------|-----------|
| 1 | at Auburn (Exhibition) | L, 102-66 |
| 10 | at Saint Leo Univ.* | W, 77-74 |
| 11 | at RV Florida Southern College* | W, 68-65 |
| 21 | at Spring Hill College | L, 99-89 |
| 25 | at #6/#22 Univ. of West Georgia* | L, 76-55 |
| 27 | Univ. of Alabama in Huntsville* | L, 84-75 |
| 30 | at Univ. of West Alabama* | 7:30 PM |

DECEMBER (0-0)

| | | |
|----|---------------------------|---------|
| 3 | Shorter Univ.* | 4 PM |
| 8 | at Delta State Univ.* | 7:30 PM |
| 10 | at Mississippi College* | 4 PM |
| 15 | Lee (Tenn.) Univ.* | 7:30 PM |
| 19 | Georgia College | 4 PM |
| 31 | Christian Brothers Univ.* | 4 PM |

JANUARY (0-0)

| | | |
|----|------------------------------------|---------|
| 2 | Union (Tenn.) Univ.* | 7:30 PM |
| 6 | at Valdosta State Univ.* | 3 PM |
| 8 | at University of West Florida* | 7:30 PM |
| 13 | Univ. of Montevallo* | 4 PM |
| 20 | at Univ. of Alabama in Huntsville* | 4 PM |
| 24 | Univ. of West Alabama* | 7:30 PM |
| 27 | at Shorter Univ.* | 3 PM |

FEBRUARY (0-0)

| | | |
|----|------------------------------|---------|
| 1 | Mississippi College* | 7:30 PM |
| 3 | Delta State Univ.* | 4 PM |
| 7 | at Lee (Tenn.) Univ.* | 6:30 PM |
| 10 | Univ. of West Georgia* | 4 PM |
| 15 | at Union (Tenn.) Univ.* | 7:30 PM |
| 17 | at Christian Brothers Univ.* | 3 PM |
| 22 | Univ. of West Florida* | 7:30 PM |
| 24 | Valdosta State Univ.* | 4 PM |

MARCH (0-0)

| | | |
|--------|----------------------------|------|
| 2 | at Univ. of Montevallo* | 4 PM |
| 5 | GSC Super Tuesday! | TBA |
| 9 & 10 | GSC Final Four! | TBA |
| 15-19 | NCAA South Regional* | TBA |
| 26-30 | NCAA Elite Eight* | TBA |
| 30 | NCAA National Championship | TBA |

* - GSC Games | * - GSC/GSC Crossover Challenge

1 - GSC Semifinals & Finals Played at Pete Hanna Center in Birmingham, Ala.

*NCAA South Regional Games Played at Host Campus Site TBA | *NCAA Elite Eight Games Played at TBA

ALL TIMES CENTRAL



NEWS & NOTES:

➔ RETURNING WARHAWKS:

The Warhawks return 9 players from last season's squad that went 15-14 and 13-11 in the GSC. AUM finished the season sixth in the Gulf South Conference standings, which earned them the highest conference tournament seed (No. 6) in the program's NCAA Division II history. While two of AUM's leading scorers from last season (James Graham and Roderick Smith) are now playing professionally overseas, the Warhawks return Jalen Gaston, Deven Tucker, Sam Youngblood, Travis Anderson, JaQuan Tyus, Zameron Boozer, Jelal Williams, and Gilbert Croley from last season's squad. Anderson returns as AUM's leading scorer from last season at 14.1 points per game. He also led the team in assists (4.0 per game). Gaston was the squad's third-leading scorer at 13.0 points per game and was also the team's third-leading rebounder (5.0 per game) last season. Joe Lanzi also averaged double figures at 11.4 points per game.

➔ ANDERSON NAMED PRESEASON ALL-GSC:

Auburn University at Montgomery guard Travis Anderson was named to the Preseason All-GSC team at the start of the season. Anderson, a senior from Atlanta, Ga., led the Warhawks in scoring at 14.1 points per game last year. He also led the team in three-pointers made (59), free throw percentage (85.1 percent), assists (4.0 per game), and minutes (35.1). Anderson also ranked 15th in the GSC in scoring, fourth in assists, 10th in assist-to-turnover ratio, third in free throw percentage, and sixth in minutes per game.

➔ GULF SOUTH CONFERENCE PRESEASON POLL:

AUM was picked to finish 6th in this season's preseason coaches' poll. The University of Alabama in Huntsville was picked to win the league, and the defending GSC tournament champion the University of West Alabama was picked second. The University of West Georgia (third), Valdosta State University (fourth), and Lee University (fifth), sit just ahead of the Warhawks in the poll.

➔ CHEANEY TALLIES 100TH AUM VICTORY:

Head coach Michael Cheaney secured his 100th career victory leading the Auburn Montgomery men's basketball program with a Warhawk win over West Florida last season on Feb. 16 last season. Cheaney enters his 10th season at the helm of AUM. Last season, he helped lead the black and orange to 15 wins, the second-highest win total for the program since a 17-win 2015-16 season.

➔ INSTANT IMPACT:

A season removed from getting 49 percent of its scoring from newcomers, AUM has seen newcomers account for 44.5 percent of the team's points thus far. Jalil Robinson leads the way for the newcomers at 15.6 points per game, with 2.6 rebounds, 2.4 assists, and 2.2 steals per contest. Forward Malachi Rhodes, a transfer from McNeese State, is adding 10.4 points per game and 7.2 rebounds per game for the black and orange. Chappelle Whitney, a freshman from Warren Central High School in Bowling Green, Kentucky, is averaging 6.4 points and 2.2 rebounds as well for the Warhawks.

➔ SWIPING THE BASKETBALL:

The Warhawks are tied for first in the GSC in steals (54) and steals per game (10.8) per game to open the year. Forward Deven Tucker leads the charge at 2.4 steals per game and has 12 on the year. Guards Jalil Robinson and Jalen Gaston are second on the team with 2.2 steals per contest (11 steals total). Gilbert Croley and Malachi Rhodes each have five steals, Zameron Boozer and Jelal Williams have each tallied three steals, and Chappelle Whitney has totaled two. Ja'Quan Tyus and Travis Anderson each also have a steal for the Warhawks this season.

➔ THE MICHAEL CHEANEY FILE:

The Warhawks' head men's basketball coach, Michael Cheaney, enters his 10th season at the helm of Auburn Montgomery and 14th overall as a collegiate head coach. Cheaney, a coaching veteran with more than 20 years of experience at the NCAA Division I, II, III and NAIA levels, took over the helm of AUM after spending four seasons as head coach at Voorhees College in Denmark, S.C.



Last season, AUM posted a record of 15-14 and went 13-11 in league play to earn the school's highest conference tournament seed (No. 6) in the program's NCAA Division II history. James Graham and Roderick Smith, the leading scorers a season ago for the Warhawks, both signed professional contracts to continue their careers overseas.

The 2021-2022 season was highlighted by senior guard Isaiah Hart being named Second Team All-GSC. Hart finished third in the conference in points per game (18.2) and led the GSC with 114 assists. Senior guard Jeremiah Bozeman was named to the GSC All-Academic Team and the CoSIDA Academic All-District Team for his efforts both on the court and in the classroom. The Warhawks led all of NCAA Division II with 174 total blocked shots and 6.2 blocks per game. Junior forward James Graham led the GSC with 58 blocks while Roderick Smith ranked second with 42 and Jelal Williams ranked fifth with 30. Hart took home GSC player of the week honors twice while Bozeman and Graham were also named conference player of the week in 2021-22.

Prior to joining the coaching ranks, Cheaney was a standout student-athlete at Kentucky Wesleyan University. During his playing career, Cheaney earned the Senior Award as the Panthers' outstanding athlete and set the school record for field goal percentage, which he still owns today. He was also named the team's Most Improved Player. He still owns that Cheaney earned his bachelor's degree in criminal justice from Kentucky Wesleyan in 1996. He went on to earn a master's in sports management from Indiana State University.



▶ HOW THEY COMPARE

|  | TALE OF THE TEAMS CATEGORY |  |
|---|-------------------------------|---|
| 72.8 | POINTS PER GAME | 77.6 |
| 41.5 | FIELD GOAL PERCENTAGE | 43.3 |
| 32.9 | 3-PT FIELD GOAL PERCENTAGE | 35.0 |
| 73.7 | FREE THROW PERCENTAGE | 71.7 |
| 36.0 | REBOUNDS PER GAME | 36.6 |
| 10.8 | ASSISTS PER GAME | 13.4 |
| 16.4 | TURNOVERS PER GAME | 8.0 |
| 2.6 | TURNOVER MARGIN | 8.2 |
| 0.7 | ASSIST-TURNOVER RATIO | 1.7 |
| 20.0 | POINTS OFF TURNOVERS | 21.0 |
| 10.8 | STEALS PER GAME | 8.4 |
| 2.2 | BLOCKS PER GAME | 1.4 |

▶ ALL-TIME SERIES HISTORY

| DATE | SCORE | H/A/N |
|------------|-----------|-------|
| 1.16.2012 | W, 65-64 | H |
| 1.25.2012 | L, 72-70 | A |
| 1.1.2015 | L, 95-67 | A |
| 12.31.2015 | L, 73-61 | A |
| 12.3.2016 | L, 70-54 | A |
| 12.29.2016 | L, 73-68 | H |
| 11.25.2017 | L, 91-77 | N |
| 1.27.2018 | L, 107-85 | H |
| 1.7.2019 | L, 69-58 | H |
| 1.2.2020 | L, 61-59 | A |
| 1.12.2022 | L, 72-64 | H |
| 11.26.2022 | L, 81-51 | H |
| 1.18.2023 | L, 66-65 | A |

Overall Series Record: UWA leads 12-1

Series Streak: UWA W12

AUM Home Record: 1-5


AUM Road Record: 0-6

AUM Neutral Site Record: 0-1




AUBURN UNIVERSITY AT MONTGOMERY MEN'S BASKETBALL GAME NOTES

36 POSTSEASON APPEARANCES | 12 NATIONAL TOURNAMENT APPEARANCES | 17 ALL-AMERICANS



0
JALEN GASTON
Sr. • G • 6-2 • 175



1
DEVEN TUCKER
Sr. • F • 6-7 • 215



2
SAM YOUNGBLOOD
Sr. • G • 6-4 • 200



3
TRAVIS ANDERSON
Sr. • G • 6-0 • 175



4
PAUL LANZI
Fr. • G • 6-4 • 175



5
JOSEPH LANZI
Sr. • G • 6-5 • 185



10
MALACHI RHODES
Sr. • G • 6-2 • 220



11
JALIL ROBINSON
Jr. • G • 5-10 • 160



14
JAQUAN TYUS
Sr. • F • 6-6 • 225



15
ZAMERON BOOZER
Sr. • F • 6-8 • 240



20
JELAL WILLIAMS
R-Sr. • F • 6-9 • 185



21
GILBERT CROLEY
Jr. • G • 6-3 • 190



22
CHAPPELLE WHITNEY
Jf. • F • 6-4 • 205



25
JAMARIOUS MARTIN
Fr. • G • 5-10 • 155




32
COLBY WILLIAMS
Fr. • F • 6-7 • 185



HC
MICHAEL CHEANEY
Head Coach



AC
BAILEY MCEWEN
Assistant Coach



AT
BRIELLE RINGLE
Athletic Training

QUICK FACTS • INFORMATION

| | |
|------------------------------|-------------------------------|
| Location | Montgomery, Ala., 36124 |
| Founded | 1967 |
| Enrollment | 5,211 |
| Nickname | Warhawks |
| Colors | Orange and Black |
| National Affiliation | NCAA Division II |
| Conference | Gulf South Conference |
| President | Dr. Carl Stockton |
| Athletic Director | Erik Maas |
| Senior Women's Administrator | Amber Rae Childers |
| FAR: | Dr. Courtney Waid |
| Stadium (Capacity) | AUM Athletics Complex (2,650) |

COACHING STAFF

| | |
|--------------------|------------------------|
| Head Coach | Michael Cheaney |
| Alma Mater/Yr | Kentucky Wesleyan/1996 |
| Record at AUM/Yrs | 103-147/10th |
| Overall Record/Yrs | 175-202/14th |
| Assistant Coach | Bailey McEwen/5th |
| Alma Mater/Yr | Southern Indiana/2017 |

TEAM INFORMATION

| | |
|--|----------|
| 2022-23 Record | 15-14 |
| Gulf South Conference Record | 13-12 |
| GSC Tournament | 6th Seed |
| Final 2021-22 National Ranking | NR |
| Starters Returning/Lost (2021-22) | 3/2 |
| Letterwinners Returning/Lost (2021-22) | 9/4 |

BASKETBALL HISTORY

| | |
|--------------------------|---------|
| First Year of Basketball | 1975 |
| All-time Record: | 809-625 |
| All-time GSC Record: | 44-79 |
| NCAA Appearances/Record | N/A |
| Last Appearance | N/A |
| Place: | N/A |
| Result: | N/A |
| Location: | N/A |

EXTERNAL RELATIONS | ATHLETIC COMMUNICATIONS

The Auburn University at Montgomery **Sports Information Office** provides public relations to members of the media. Game day services include statistics, photography (when available), video clips (when available), and post-game access to coaches and student-athletes. The Sports Information office is located on the first floor of the AUM Athletics Complex in office suite 104.

Primary Contact **Cody Clark**
E-Mail: cclark26@aum.edu | Cell: (843) 610-6007

Secondary Contact **Mark Gilliam**
E-Mail: mgilliam@aum.edu | Cell: (205) 399-3114

2023-2024 AUBURN UNIVERSITY AT MONTGOMERY NUMERICAL ROSTER

| # | NAME | POS | HT | WT | CLASS | HOMETOWN / PREVIOUS SCHOOL |
|----|-------------------|-----|------|-----|-------|--|
| 0 | Jalen Gaston | G | 6-2 | 175 | Sr. | Montgomery, Ala. / Enterprise State CC |
| 1 | Deven Tucker | F | 6-5 | 190 | Sr. | Birmingham, Ala. / Helena HS |
| 2 | Sam Youngblood | G | 6-4 | 195 | So. | McCalla, Ala. / McAdory HS |
| 3 | Travis Anderson | G | 6-0 | 175 | Jr. | Atlanta, Ga. / Charleston Southern |
| 4 | Paul Lanzi | G | 6-4 | 175 | Fr. | Chelsea, Ala. / Chelsea HS |
| 5 | Joseph Lanzi | G | 6-5 | 185 | Gr. | Chelsea, Ala. / Univ. of Charleston |
| 10 | Malachi Rhodes | F | 6-8 | 235 | Sr. | McDonough, Ga. / McNeese State |
| 11 | Jalil Robinson | G | 5-10 | 160 | Jr. | Tusculumbia, Ala. / Wallace State CC |
| 14 | JaQuan Tyus | F | 6-6 | 225 | Sr. | Memphis, Tenn. / Shawnee CC |
| 15 | Zameron Boozer | F | 6-8 | 240 | Sr. | Lanett, Ala. / Jacksonville Univ. |
| 20 | Jelal Williams | F | 6-9 | 185 | R-Sr. | Dallas, Ga. / UNC Pembroke |
| 21 | Gilbert Croley | G | 6-3 | 170 | Jr. | Atlanta, Ga. / East Coweta HS |
| 22 | Chappelle Whitney | F | 6-4 | 205 | Fr. | Bowling Green, Ky. / Warren Central HS |
| 25 | Jamarious Martin | G | 5-10 | 155 | Fr. | Valley, Ala. / Valley HS |
| 32 | Colby Williams | F | 6-7 | 185 | Fr. | Lawrenceville, Ga. / Discovery HS |

Head Coach: Michael Cheaney (14th season - 10th at AUM)

Assistant Coach: Bailey McEwen (5th)

Athletic Training: Brielle Ringle (5th)

Sports Information: Cody Clark (4th - 2nd at AUM)



GULF SOUTH CONFERENCE STANDINGS

| SCHOOL | CONF | CPCT. | OVERALL | PCT. | HOME | AWAY | NEUTRAL | STREAK |
|--------------------------|------------|-------------|------------|-------------|------------|------------|------------|-----------|
| LEE | 2-0 | 1.000 | 4-0 | 1.000 | 4-0 | 0-0 | 0-0 | W4 |
| WEST GEORGIA | 1-0 | 1.000 | 5-0 | 1.000 | 3-0 | 0-0 | 2-0 | W5 |
| DELTA STATE | 2-0 | 1.000 | 4-1 | .800 | 4-0 | 0-1 | 0-0 | W3 |
| WEST ALABAMA | 1-0 | 1.000 | 4-1 | .800 | 3-0 | 0-1 | 1-0 | W3 |
| ALABAMA HUNTSVILLE | 2-0 | 1.000 | 4-2 | .667 | 2-1 | 2-0 | 0-1 | W3 |
| VALDOSTA STATE | 1-1 | .500 | 4-2 | .667 | 2-0 | 1-2 | 1-0 | W1 |
| CHRISTIAN BROTHERS | 1-1 | .500 | 2-2 | .500 | 1-0 | 1-2 | 0-0 | W1 |
| SHORTER | 1-1 | .500 | 3-3 | .500 | 3-3 | 0-0 | 0-0 | L1 |
| MISSISSIPPI COLLEGE | 1-1 | .500 | 2-3 | .400 | 1-1 | 0-2 | 1-0 | L1 |
| AUBURN MONTGOMERY | 0-2 | .000 | 2-3 | .400 | 0-1 | 2-2 | 0-0 | L3 |
| UNION | 0-2 | .000 | 2-3 | .400 | 0-1 | 0-2 | 2-0 | L3 |
| WEST FLORIDA | 0-2 | .000 | 2-4 | .333 | 1-0 | 0-4 | 1-0 | L3 |
| MONTEVALLO | 0-2 | .000 | 0-5 | .000 | 0-1 | 0-3 | 0-1 | L5 |

GULF SOUTH CONFERENCE WEEKLY HONORS

PLAYER OF THE WEEK

| | |
|---------|------------------------------|
| Nov. 14 | Zawdie Jackson, West Georgia |
| Nov. 21 | Zawdie Jackson, West Georgia |
| Nov. 28 | Beyuan Hendricks, Lee |
| Nov. 29 | |
| Dec. 5 | |
| Dec. 12 | |
| Dec. 19 | |
| Jan. 2 | |
| Jan. 9 | |
| Jan. 16 | |
| Jan. 23 | |
| Jan. 30 | |
| Feb. 6 | |
| Feb. 13 | |
| Feb. 20 | |
| Feb. 27 | |

FRESHMAN OF THE WEEK

| | |
|---------|-------------------------|
| Nov. 14 | Jordan Pyke, Union |
| Nov. 21 | Jamarcus Wilkins, Lee |
| Nov. 28 | Parker Applegate, Union |
| Nov. 29 | |
| Dec. 5 | |
| Dec. 12 | |
| Dec. 19 | |
| Jan. 2 | |
| Jan. 9 | |
| Jan. 16 | |
| Jan. 23 | |
| Jan. 30 | |
| Feb. 6 | |
| Feb. 13 | |
| Feb. 20 | |
| Feb. 27 | |



NATIONAL ASSOCIATION OF BASKETBALL COACHES TOP 25 POLL | NOV. 28, 2023

| RNK | SCHOOL | RECORD | POINTS | PREV |
|-----|--------------------------|--------|--------|------|
| 1 | NOVA SOUTHEASTERN (16) | 4-0 | 400 | 1 |
| 2 | WEST LIBERTY | 5-0 | 382 | 2 |
| 3 | CENTRAL OKLAHOMA | 5-0 | 366 | 3 |
| 4 | CAL STATE SAN BERNARDINO | 4-0 | 338 | 4 |
| 5 | CHICO STATE | 4-0 | 314 | 5 |
| 6 | SAINT MARTIN'S | 7-0 | 309 | 6 |
| 7 | MSU MOORHEAD | 6-0 | 304 | 9 |
| 8 | MSU DENVER | 6-0 | 266 | 15 |
| 9 | MINNESOTA STATE | 6-0 | 249 | 12 |
| 10 | DBU | 4-0 | 242 | 13 |
| 11 | WEST TEXAS A&M | 4-1 | 201 | 11 |
| 12 | ASHLAND | 4-0 | 173 | 18 |
| 13 | MINNESOTA DULUTH | 5-1 | 157 | 16 |
| 14 | FERRIS STATE | 4-1 | 146 | 7 |
| 15 | NORTHWEST MISSOURI STATE | 3-2 | 132 | 17 |
| 16 | WEST GEORGIA | 5-0 | 116 | 22 |
| 17 | NORTH GEORGIA | 5-1 | 110 | 10 |
| 18 | COLORADO MESA | 3-1 | 104 | 19 |
| 19 | FAIRMONT STATE | 4-1 | 91 | 8 |
| 20 | FORT LEWIS | 3-1 | 83 | 20 |
| 21 | EMPORIA STATE | 6-1 | 77 | 24 |
| 22 | LINCOLN MEMORIAL | 4-2 | 65 | 21 |
| 23 | ALASKA ANCHORAGE | 8-0 | 64 | NR |
| 24 | PACE (NY) | 6-0 | 61 | NR |
| 25 | WALSH (OH) | 2-0 | 54 | 23 |

OTHERS RECEIVING VOTES:

OTHERS RECEIVING VOTES: BENEDICT (S.C.) 49, EMMANUEL (GA.) 48, MIDWESTERN STATE (TEXAS) 47, WINONA STATE (MINN.) 36, MISSOURI WESTERN 32, ANGELO STATE (TEXAS) 27, GEORGIA COLLEGE 26, ST. THOMAS AQUINAS (N.Y.) 22, CALIFORNIA (PA.) 20, AUGUSTA (GA.) 14, LAKE SUPERIOR STATE (MICH.) 14, DOMINICAN (N.Y.) 13, WAYNE STATE (NEB.) 10, WEST ALABAMA 10, COLORADO SCHOOL OF MINES 6, SOUTHWEST MINNESOTA STATE 6, HAWAII/HILO 4, WILLIAM JEWELL (MO.) 4, EAST STROUDSBURG (PA.) 3, HILLSDALE (MICH.) 3, SOUTHERN NEW HAMPSHIRE 2.



WARHAWKS BY THE NUMBERS

809

wins that the AUM Warhawks men's basketball program has amassed since its debut season in 1975-1976. AUM has posted an all-time record of 809-625, which translates to a .560 winning percentage. AUM reached the 800-win mark as a program on Saturday, Jan. 14 in an 83-78 win over the University of Alabama in Huntsville.

36.0

rebounds per game that the Warhawks average this year. AUM ranked first in the GSC in per-game rebounding last season. They owned the top defensive rebounding mark and the second-best offensive-rebounding mark.

36

postseason appearances for the men's basketball program all-time between the NAIA and NCAA ranks. Last season, the Warhawks earned their second berth into the GSC tournament ever, with their highest seed ever (6-seed). The Warhawks put together 34 total conference, regional, and national tourney appearances as an NAIA institution.

17.0

points per game averaged this season by Montgomery's Jalen Gaston, which ranks first on the team. The 6-foot-2 guard leads the team in scoring and ranks second on the team in rebounding and steals. Gaston has four double-digit scoring efforts thus far, including a career-high 35 points and nine three-pointers against UAH.

7.2

rebounds per game from newcomer Malachi Rhodes, which tops the team. The 6-foot-8 forward, a McNeese State transfer, ranks second in the GSC in rebounds per game. Rhodes also paces the conference with 15 total offensive rebounds. Additionally, the McDonough, Ga. native ranks second in the GSC offensive rebounds per contest at 5.0.

4.7

blocks per game AUM averaged last season, which led the GSC. The black and orange led all of NCAA Division II in blocks with 6.2 blocks per game in 28 games played in the 2021-2022 campaign.





GAME-BY-GAME TEAM COMPARISONS

| Opponent | W/L | FGM-FGA | PCT. | 3PM-3PA | PCT. | FTM-FTA | PCT. | OReb | DReb | TotReb | PF | AST | TO | BLK | STL | 1stH | 2ndH | OT | PTS |
|-------------------------|-----|---------|-------|---------|-------|---------|-------|------|------|--------|----|-----|----|-----|-----|------|------|----|-----|
| AUBURN MONTGOMERY | W | 27-57 | 47.4% | 2-11 | 18.2% | 21-26 | 80.8% | 8 | 17 | 25 | 22 | 5 | 11 | 2 | 13 | 40 | 37 | - | 77 |
| at Saint Leo | | 26-48 | 54.2% | 4-17 | 23.5% | 18-25 | 72% | 8 | 25 | 33 | 17 | 10 | 23 | 1 | 5 | 33 | 41 | - | 74 |
| AUBURN MONTGOMERY | W | 27-72 | 37.5% | 8-13 | 61.5% | 6-12 | 50% | 25 | 27 | 52 | 13 | 15 | 23 | 2 | 8 | 35 | 33 | - | 68 |
| at Florida Southern | | 24-60 | 40% | 7-22 | 31.8% | 10-12 | 83.3% | 9 | 23 | 32 | 11 | 14 | 18 | 9 | 13 | 40 | 25 | - | 65 |
| AUBURN MONTGOMERY | L | 29-66 | 43.9% | 4-14 | 28.6% | 27-35 | 77.1% | 21 | 17 | 38 | 34 | 9 | 18 | 1 | 11 | 38 | 51 | - | 89 |
| at Spring Hill | | 24-45 | 53.3% | 10-21 | 47.6% | 41-50 | 82% | 7 | 19 | 26 | 22 | 15 | 21 | 7 | 7 | 43 | 56 | - | 99 |
| AUBURN MONTGOMERY | L | 22-66 | 33.3% | 1-11 | 9.1% | 10-14 | 71.4% | 14 | 23 | 37 | 15 | 9 | 16 | 3 | 11 | 24 | 31 | - | 55 |
| at #22/#6 West Georgia* | | 28-64 | 43.8% | 7-21 | 33.3% | 13-16 | 81.3% | 14 | 32 | 46 | 12 | 12 | 16 | 5 | 11 | 36 | 40 | - | 76 |
| Alabama Huntsville* | | 28-60 | 46.7% | 16-39 | 41% | 12-14 | 85.7% | 11 | 24 | 35 | 10 | 20 | 17 | 2 | 12 | 37 | 47 | - | 84 |
| AUBURN MONTGOMERY | | 29-62 | 46.8% | 11-30 | 36.7% | 6-8 | 75% | 7 | 21 | 28 | 16 | 16 | 14 | 3 | 11 | 38 | 37 | - | 75 |
| AUBURN MONTGOMERY | | | | | | | | | | | | | | | | | | | |
| at RV West Alabama* | | | | | | | | | | | | | | | | | | | |
| Shorter* | | | | | | | | | | | | | | | | | | | |
| AUBURN MONTGOMERY | | | | | | | | | | | | | | | | | | | |
| AUBURN MONTGOMERY | | | | | | | | | | | | | | | | | | | |
| at Delta State* | | | | | | | | | | | | | | | | | | | |
| AUBURN MONTGOMERY | | | | | | | | | | | | | | | | | | | |
| at Mississippi College* | | | | | | | | | | | | | | | | | | | |
| Lee (Tenn.)* | | | | | | | | | | | | | | | | | | | |
| AUBURN MONTGOMERY | | | | | | | | | | | | | | | | | | | |
| Georgia College | | | | | | | | | | | | | | | | | | | |
| AUBURN MONTGOMERY | | | | | | | | | | | | | | | | | | | |
| Christian Brothers* | | | | | | | | | | | | | | | | | | | |
| AUBURN MONTGOMERY | | | | | | | | | | | | | | | | | | | |
| Union (Tenn.)* | | | | | | | | | | | | | | | | | | | |
| AUBURN MONTGOMERY | | | | | | | | | | | | | | | | | | | |
| AUBURN MONTGOMERY | | | | | | | | | | | | | | | | | | | |
| at Valdosta State* | | | | | | | | | | | | | | | | | | | |
| AUBURN MONTGOMERY | | | | | | | | | | | | | | | | | | | |
| at West Florida* | | | | | | | | | | | | | | | | | | | |
| Montevallo* | | | | | | | | | | | | | | | | | | | |
| AUBURN MONTGOMERY | | | | | | | | | | | | | | | | | | | |
| AUBURN MONTGOMERY | | | | | | | | | | | | | | | | | | | |
| at Alabama Huntsville* | | | | | | | | | | | | | | | | | | | |
| West Alabama* | | | | | | | | | | | | | | | | | | | |
| AUBURN MONTGOMERY | | | | | | | | | | | | | | | | | | | |
| AUBURN MONTGOMERY | | | | | | | | | | | | | | | | | | | |
| at Shorter* | | | | | | | | | | | | | | | | | | | |
| Mississippi College* | | | | | | | | | | | | | | | | | | | |
| AUBURN MONTGOMERY | | | | | | | | | | | | | | | | | | | |
| Delta State* | | | | | | | | | | | | | | | | | | | |
| AUBURN MONTGOMERY | | | | | | | | | | | | | | | | | | | |
| AUBURN MONTGOMERY | | | | | | | | | | | | | | | | | | | |
| at Lee (Tenn.)* | | | | | | | | | | | | | | | | | | | |
| West Georgia* | | | | | | | | | | | | | | | | | | | |
| AUBURN MONTGOMERY | | | | | | | | | | | | | | | | | | | |
| AUBURN MONTGOMERY | | | | | | | | | | | | | | | | | | | |
| at Union (Tenn.)* | | | | | | | | | | | | | | | | | | | |
| AUBURN MONTGOMERY | | | | | | | | | | | | | | | | | | | |
| at Christian Brothers* | | | | | | | | | | | | | | | | | | | |
| West Florida* | | | | | | | | | | | | | | | | | | | |
| AUBURN MONTGOMERY | | | | | | | | | | | | | | | | | | | |
| Valdosta State* | | | | | | | | | | | | | | | | | | | |
| AUBURN MONTGOMERY | | | | | | | | | | | | | | | | | | | |
| AUBURN MONTGOMERY | | | | | | | | | | | | | | | | | | | |
| at Montevallo* | | | | | | | | | | | | | | | | | | | |



WARHAWKS POINTS-REBOUNDS-ASSISTS

| | #0 | #1 | #2 | #3 | #4 | #5 | #10 | #11 | #14 | #15 | #20 | #21 | #22 | #25 | #32 |
|-------------------------|--------|---------|------------|----------|----------|----------|---------|----------|-------|--------|----------|--------|---------|--------|----------|
| OPPONENT | GASTON | TUCKER | YOUNGBLOOD | ANDERSON | P. LANZI | J. LANZI | RHODES | ROBINSON | TYUS | BOOZER | WILLIAMS | CROLEY | WHITNEY | MARTIN | WILLIAMS |
| at Saint Leo | 19-5-1 | 4-2-1 | - | - | - | - | 10-4-0 | 22-2-1 | - | 4-4-0 | 5-2-0 | 7-4-1 | 6-1-1 | - | - |
| at RV Florida Southern | 15-5-4 | 10-10-0 | - | - | 0-0-0 | - | 6-12-2 | 13-3-4 | 0-0-0 | - | 0-2-0 | 11-8-5 | 13-5-0 | - | - |
| at Spring Hill | 13-6-4 | 15-3-2 | - | - | 0-0-0 | - | 15-12-1 | 17-2-1 | 1-1-0 | 6-1-0 | 2-3-1 | 7-1-0 | 13-4-0 | 0-0-0 | 0-1-0 |
| at #22/#6 West Georgia* | 3-9-3 | 4-2-1 | - | 3-3-0 | - | - | 15-6-0 | 15-2-3 | 2-2-1 | 4-1-0 | 5-4-1 | 4-3-0 | 0-1-0 | - | - |
| Ala.-Huntsville* | 35-5-4 | 6-7-0 | - | 5-1-3 | - | - | 6-2-1 | 11-4-3 | - | 2-3-0 | 4-3-0 | 6-3-5 | 0-0-0 | - | - |
| at West Alabama* | | | | | | | | | | | | | | | |
| Shorter* | | | | | | | | | | | | | | | |
| at Delta State* | | | | | | | | | | | | | | | |
| at Miss. College* | | | | | | | | | | | | | | | |
| Lee* | | | | | | | | | | | | | | | |
| Georgia College | | | | | | | | | | | | | | | |
| Christian Brothers* | | | | | | | | | | | | | | | |
| Union* | | | | | | | | | | | | | | | |
| at Valdosta State* | | | | | | | | | | | | | | | |
| at West Florida* | | | | | | | | | | | | | | | |
| Montevallo* | | | | | | | | | | | | | | | |
| at Ala.-Huntsville* | | | | | | | | | | | | | | | |
| West Alabama* | | | | | | | | | | | | | | | |
| at Shorter* | | | | | | | | | | | | | | | |
| Miss. College* | | | | | | | | | | | | | | | |
| Delta State* | | | | | | | | | | | | | | | |
| at Lee* | | | | | | | | | | | | | | | |
| West Georgia* | | | | | | | | | | | | | | | |
| at Union* | | | | | | | | | | | | | | | |
| at Christian Brothers* | | | | | | | | | | | | | | | |
| West Florida* | | | | | | | | | | | | | | | |
| Valdosta State* | | | | | | | | | | | | | | | |
| at Montevallo* | | | | | | | | | | | | | | | |

WARHAWKS GAME-HIGHS

| Opponent | Pts | Rebs | Asts | Stls | Blks |
|------------------------|---------------|-------------|------------|------------|-----------------|
| at Saint Leo | Robinson (22) | Gaston (5) | Five w/ 1 | Two w/ 4 | Two w/1 |
| at RV Florida Southern | Gaston (15) | Rhodes (12) | Croley (5) | Four w/2 | Two w/1 |
| at Spring Hill | Robinson (17) | Rhodes (12) | Gaston (4) | Tucker (4) | Robinson (1) |
| at #22/#6 West Ga.* | Two w/ 15 | Gaston (9) | Two w/ 3 | Tucker (3) | Three w/ 1 |
| Ala.-Huntsville* | Gaston (35) | Tucker (7) | Croley (5) | Tucker (3) | J. Williams (2) |
| at West Alabama* | | | | | |
| Shorter* | | | | | |
| at Delta State* | | | | | |
| at Miss. College* | | | | | |
| Lee* | | | | | |
| Georgia College | | | | | |
| Christian Brothers* | | | | | |
| Union* | | | | | |
| at Valdosta State* | | | | | |
| at West Florida* | | | | | |
| Montevallo* | | | | | |
| at Ala.-Huntsville* | | | | | |
| West Alabama* | | | | | |
| at Shorter* | | | | | |
| Miss. College* | | | | | |
| Delta State* | | | | | |
| at Lee* | | | | | |
| West Georgia* | | | | | |
| at Union* | | | | | |
| at Christian Brothers* | | | | | |
| West Florida* | | | | | |
| Valdosta State* | | | | | |
| at Montevallo* | | | | | |

WARHAWKS STARTING LINEUPS

| Opponent | G | G | G | F | F |
|------------------------|----------|--------|--------|--------|--------|
| at Saint Leo | Robinson | Gaston | Croley | Tucker | Rhodes |
| at RV Florida Southern | Robinson | Gaston | Croley | Tucker | Rhodes |
| at Spring Hill | Robinson | Gaston | Croley | Tucker | Rhodes |
| at #22/#6 West Ga.* | Robinson | Gaston | Croley | Tucker | Rhodes |
| Ala.-Huntsville* | Robinson | Gaston | Croley | Tucker | Rhodes |
| at RV West Alabama* | | | | | |
| Shorter* | | | | | |
| at Delta State* | | | | | |
| at Miss. College* | | | | | |
| Lee* | | | | | |
| Georgia College | | | | | |
| Christian Brothers* | | | | | |
| Union* | | | | | |
| at Valdosta State* | | | | | |
| at West Florida* | | | | | |
| Montevallo* | | | | | |
| at Ala.-Huntsville* | | | | | |
| West Alabama* | | | | | |
| at Shorter* | | | | | |
| Miss. College* | | | | | |
| Delta State* | | | | | |
| at Lee* | | | | | |
| West Georgia* | | | | | |
| at Union* | | | | | |
| at Christian Brothers* | | | | | |
| West Florida* | | | | | |
| Valdosta State* | | | | | |
| at Montevallo* | | | | | |



RECORD VERSUS ALL OPPONENTS

GULF SOUTH CONFERENCE SCHOOLS:

| | |
|---------------------|-------|
| Alabama Huntsville | 21-23 |
| Christian Brothers | 5-3 |
| Delta State | 5-8 |
| Lee (Tenn.) | 10-20 |
| Mississippi College | 6-4 |
| Montevallo (Ala.) | 34-31 |
| Shorter | 29-5 |
| Union (Tenn.) | 3-10 |
| Valdosta State | 4-15 |
| West Alabama | 1-12 |
| West Georgia | 1-12 |
| West Florida | 11-11 |

ALABAMA SCHOOLS:

| | |
|---------------------|-------|
| Alabama Birmingham | 0-1 |
| Alabama State | 8-27 |
| Athens State (Ala.) | 33-34 |
| Birmingham Southern | 20-34 |
| Concordia (Ala.) | 9-1 |
| Faulkner | 44-33 |
| Huntingdon | 11-5 |
| Jacksonville State | 2-8 |
| Miles (Ala.) | 3-1 |
| Mobile (Ala.) | 20-14 |
| Samford | 0-3 |
| Selma | 28-3 |
| South Alabama | 0-2 |
| Spring Hill | 28-23 |
| Stillman College | 6-0 |
| Talladega | 51-8 |
| Troy | 4-7 |
| Tuskegee | 11-4 |

OTHER OPPONENTS:

| | |
|--------------------------|------|
| Albany State | 0-2 |
| Allen | 1-0 |
| Anderson | 2-0 |
| Arkansas-Monticello | 0-1 |
| Armstrong Atlantic State | 0-1 |
| Azusa Pacific | 0-2 |
| Baptist Christian | 1-0 |
| Barber-Scotia | 1-1 |
| Belhaven | 9-12 |
| Benedict College | 0-1 |
| Berry | 8-5 |
| Bethel (Tenn.) | 1-1 |
| Blue Mountain | 3-0 |
| Brevard | 1-0 |
| Brewton-Parker | 30-6 |
| Campbellsville | 1-0 |
| Carson Newman | 0-1 |
| Cedarville | 1-0 |
| Christian Heritage | 1-0 |
| Clafflin | 3-3 |
| Clark-Atlanta | 0-2 |
| Coastal Georgia | 5-2 |
| College of Charleston | 3-2 |
| Columbus State | 3-2 |

| | |
|-----------------------|-------|
| Crichton | 0-1 |
| Cumberland | 9-8 |
| Dalton State | 2-4 |
| Daniel Payne | 4-0 |
| DeVry Institute | 1-0 |
| Dillard | 22-9 |
| Earl Paulk | 3-0 |
| Edward Waters | 1-0 |
| Embry-Riddle | 2-2 |
| Emmanuel | 20-12 |
| Eureka | 1-0 |
| Findlay | 0-1 |
| Flagler | 0-1 |
| Florida International | 1-0 |
| Florida Memorial | 2-0 |
| Florida Southern | 1-0 |
| Florida Tech | 3-0 |
| Fort Hays State | 1-0 |
| Fort Valley State | 1-0 |
| Francis Marion | 0-1 |
| Freed-Hardeman | 0-4 |
| Georgia College | 1-2 |
| Georgia Southwestern | 16-20 |
| Georgetown (Ky.) | 0-1 |
| Grace | 1-0 |
| Grand Canyon | 0-1 |
| Hastings | 0-1 |
| Hawaii Pacific | 1-0 |
| High Point | 1-0 |
| Indiana State | 1-0 |
| Jarvis Christian | 1-0 |
| Johnson C. Smith | 2-0 |
| Kansas State | 0-1 |
| Kearney State | 0-1 |
| Kennesaw State | 1-0 |
| Kentucky State | 0-1 |
| Kentucky Wesleyan | 2-1 |
| LaGrange | 21-6 |
| Lambuth | 1-2 |
| Lander | 1-0 |
| Lees-McRae | 1-0 |
| Life | 1-15 |
| Limestone | 3-0 |
| Lipscomb | 0-1 |
| Loyola-New Orleans | 4-6 |
| LSU-Shreveport | 1-1 |
| Martin Methodist | 1-8 |
| Middle Georgia State | 3-4 |
| Mohawk | 1-0 |
| Morris Brown | 1-1 |
| North Alabama | 4-5 |
| North Georgia | 13-8 |
| Oakwood | 2-1 |
| Oklahoma | 0-1 |
| Oklahoma Baptist | 0-3 |
| Oklahoma City | 0-1 |
| Paine | 1-0 |
| Patton | 1-0 |

| | |
|----------------------------|-------|
| Paul Quinn | 1-0 |
| Pensacola Christian | 1-0 |
| Phillips | 1-0 |
| Piedmont | 1-1 |
| Pikeville | 1-0 |
| Point | 2-2 |
| Prairie View A&M | 1-0 |
| Puerto Rico-Mayaguez | 1-0 |
| Quincy | 0-1 |
| Reinhardt | 15-5 |
| Robert Morris-Chicago | 0-1 |
| Rollins College | 0-3 |
| South Carolina | 0-1 |
| Southeastern Baptist | 1-0 |
| South Carolina-Aiken | 1-1 |
| South Carolina-Spartanburg | 0-1 |
| Southern-Baton Rouge | 0-1 |
| Southern-New Orleans | 14-3 |
| Southern Benedictine | 7-2 |
| Southern Poly | 14-21 |
| Southern Wesleyan | 23-8 |
| St. Augustine's | 0-1 |
| St. Joseph's | 1-0 |
| St. Leo | 1-1 |
| St. Rose | 1-0 |
| St. Thomas Aquinas | 0-1 |
| Taylor (Ind.) | 0-1 |
| Tampa | 1-0 |
| Tennessee Temple | 1-0 |
| Tennessee Wesleyan | 2-0 |
| Texas College | 4-1 |
| Texas Tech | 0-1 |
| Thomas | 3-1 |
| Tiffin | 1-0 |
| Tougaloo | 1-0 |
| Trevecca Nazarene | 4-2 |
| Truett-McConnell | 2-0 |
| Tulane | 0-1 |
| Tusculum | 1-0 |
| University of the South | 1-0 |
| Voorhees | 4-1 |
| Washburn | 0-1 |
| Webber International | 1-0 |
| West Virginia Wesleyan | 0-1 |
| Westminster | 0-1 |
| Westmont | 0-1 |
| William Carey | 27-15 |
| William Jewell | 2-0 |
| Wisconsin-Eau Claire | 1-0 |
| Xavier (La.) | 15-6 |
| Young Harris | 0-2 |

OVERALL RECORD 809-624 (.565)



2023-24 AUM Men's Basketball Combined Team Statistics All games

Page 1/1
as of Nov 30, 2023

Game Records

| Record | Overall | Home | Away | Neutral |
|----------------|---------|------|------|---------|
| ALL GAMES | 2-3 | 0-1 | 2-2 | 0-0 |
| CONFERENCE | 0-2 | 0-1 | 0-1 | 0-0 |
| NON-CONFERENCE | 2-1 | 0-0 | 2-1 | 0-0 |

Score by Periods

| Team | 1st | 2nd | OT | TOT |
|-----------|-----|-----|----|-----|
| AUM | 175 | 189 | 0 | 364 |
| Opponents | 189 | 209 | 0 | 398 |

Team Box Score

| No. | Player | | | | Total | | 3-Point | | F-Throw | | Rebounds | | | | | | | | | | | | | | | |
|-----------|--------------------|-------|--------|------|---------|-------|----------|------|---------|-------|----------|-----|-----|------|-----|----|----|----|-----|-----|-----|------|--|--|--|--|
| | | GP-GS | MIN | AVG | FG-FGA | FG% | 3FG-3FGA | 3FG% | FT-FTA | FT% | OFF | DEF | TOT | AVG | PF | DQ | A | TO | BLK | STL | PTS | AVG | | | | |
| 0 | GASTON, Jalen | 5-5 | 192:42 | 38.5 | 33-80 | .413 | 16-36 | .444 | 3-4 | .750 | 10 | 20 | 30 | 6.0 | 14 | 1 | 16 | 16 | 1 | 11 | 85 | 17.0 | | | | |
| 11 | ROBINSON, Jalil | 5-5 | 155:10 | 31.0 | 21-52 | .404 | 3-12 | .250 | 33-38 | .868 | 2 | 11 | 13 | 2.6 | 15 | 1 | 12 | 15 | 1 | 11 | 78 | 15.6 | | | | |
| 10 | RHODES, Malachi | 5-5 | 133:29 | 26.7 | 21-52 | .404 | 0-3 | .000 | 10-11 | .909 | 18 | 18 | 36 | 7.2 | 14 | 1 | 4 | 18 | 2 | 5 | 52 | 10.4 | | | | |
| 1 | TUCKER, Deven | 5-5 | 135:03 | 27.0 | 16-27 | .593 | 0-0 | .000 | 7-10 | .700 | 10 | 14 | 24 | 4.8 | 10 | 0 | 4 | 10 | 1 | 12 | 39 | 7.8 | | | | |
| 21 | CROLEY, Gilbert | 5-5 | 147:56 | 29.6 | 13-36 | .361 | 2-9 | .222 | 7-12 | .583 | 3 | 16 | 19 | 3.8 | 12 | 0 | 11 | 7 | 1 | 5 | 35 | 7.0 | | | | |
| 22 | WHITNEY, Chappelle | 5-0 | 71:42 | 14.3 | 12-26 | .462 | 4-7 | .571 | 4-8 | .500 | 8 | 3 | 11 | 2.2 | 8 | 0 | 1 | 6 | 1 | 2 | 32 | 6.4 | | | | |
| 3 | ANDERSON, Travis | 2-0 | 39:16 | 19.6 | 3-21 | .143 | 1-10 | .100 | 1-2 | .500 | 2 | 2 | 4 | 2.0 | 5 | 0 | 3 | 2 | 0 | 1 | 8 | 4.0 | | | | |
| 15 | BOOZER, Zameron | 4-0 | 43:15 | 10.8 | 7-13 | .538 | 0-0 | .000 | 2-2 | 1.000 | 4 | 5 | 9 | 2.3 | 6 | 0 | 0 | 3 | 0 | 3 | 16 | 4.0 | | | | |
| 20 | WILLIAMS, Jelal | 5-0 | 55:03 | 11.0 | 7-15 | .467 | 0-2 | .000 | 2-6 | .333 | 7 | 7 | 14 | 2.8 | 13 | 1 | 2 | 3 | 4 | 3 | 16 | 3.2 | | | | |
| 14 | TYUS, Jaquan | 3-0 | 14:34 | 4.9 | 1-1 | 1.000 | 0-0 | .000 | 1-2 | .500 | 0 | 3 | 3 | 1.0 | 2 | 0 | 1 | 0 | 0 | 1 | 3 | 1.0 | | | | |
| 25 | MARTIN, Jamarious | 1-0 | 00:30 | 0.5 | 0-0 | .000 | 0-0 | .000 | 0-0 | .000 | 0 | 0 | 0 | 0.0 | 0 | 0 | 0 | 0 | 0 | 0 | 0 | 0.0 | | | | |
| 4 | LANZI, Paul | 2-0 | 07:20 | 3.7 | 0-0 | .000 | 0-0 | .000 | 0-0 | .000 | 0 | 0 | 0 | 0.0 | 1 | 0 | 0 | 0 | 0 | 0 | 0 | 0.0 | | | | |
| 32 | WILLIAMS, Colby | 1-0 | 04:00 | 4.0 | 0-0 | .000 | 0-0 | .000 | 0-0 | .000 | 0 | 1 | 1 | 1.0 | 0 | 0 | 0 | 0 | 0 | 0 | 0 | 0.0 | | | | |
| Team | | | | | | | | | | | 11 | 5 | 16 | | | | | 2 | | | | | | | | |
| Total | | 5 | 1000 | | 134-323 | .415 | 26-79 | .329 | 70-95 | .737 | 75 | 105 | 180 | 36.0 | 100 | 4 | 54 | 82 | 11 | 54 | 364 | 72.8 | | | | |
| Opponents | | 5 | 1000 | | 130-277 | .469 | 44-120 | .367 | 94-117 | .803 | 49 | 123 | 172 | 34.4 | 72 | 1 | 71 | 95 | 24 | 48 | 398 | 79.6 | | | | |

Team Statistics

| | AUM | OPP |
|------------------------|-------|-------|
| Scoring | | |
| Points per game | 72.8 | 79.6 |
| Scoring margin | -6.8 | - |
| Field goals-att | | |
| Field goal pct | .415 | .469 |
| 3 point fg-att | | |
| 3-point FG pct | .329 | .367 |
| 3-pt FG made per game | 5.2 | 8.8 |
| Free throws-att | | |
| Free throw pct | .737 | .803 |
| F-Throws made per game | 14.0 | 18.8 |
| Rebounds | | |
| Rebounds per game | 36.0 | 34.4 |
| Rebounding margin | +1.6 | - |
| Assists | | |
| Assists per game | 10.8 | 14.2 |
| Turnovers | | |
| Turnovers per game | 16.4 | 19.0 |
| Turnover margin | +2.6 | - |
| Assist/turnover ratio | 0.7 | 0.7 |
| Steals | | |
| Steals per game | 10.8 | 9.6 |
| Blocks | | |
| Blocks per game | 2.2 | 4.8 |
| Winning streak | | |
| Home win streak | 0 | - |
| Attendance | | |
| Home games-Avg/Game | 1-403 | 4-481 |
| Neutral site-Avg/Game | - | 0-0 |

Team Results

| Date | Opponent | | Score | Att. |
|------------|--------------------|---|-------|------|
| 11/10/2023 | at Saint Leo | W | 77-74 | 889 |
| 11/11/2023 | at Fla. Southern | W | 68-65 | 604 |
| 11/21/2023 | at Spring Hill | L | 89-99 | 106 |
| 11/25/2023 | at West Ga. | L | 55-76 | 324 |
| 11/27/2023 | Alabama Huntsville | L | 75-84 | 403 |



2023-24 AUM Men's Basketball
Team Overall Conference
All games

Page 1/1
as of Nov 30, 2023

Summary

| Player | Overall Statistics | | | | | | | | | | Conference Statistics | | | | | | | | | |
|--------------------|--------------------|-------|-------|------|-------|------|------|-----|-----|-------|-----------------------|-------|-------|------|-------|------|------|-----|-----|-------|
| | GP-GS | MIN/G | FG% | 3FG% | FT% | R/G | A/G | STL | BLK | PTS/G | GP-GS | MIN/G | FG% | 3FG% | FT% | R/G | A/G | STL | BLK | PTS/G |
| GASTON, Jalen | 5-5 | 38.5 | .413 | .444 | .750 | 6.0 | 3.2 | 11 | 1 | 17.0 | 2-2 | 38.1 | .412 | .500 | .000 | 7.0 | 3.5 | 4 | 1 | 19.0 |
| ROBINSON, Jalil | 5-5 | 31.0 | .404 | .250 | .868 | 2.6 | 2.4 | 11 | 1 | 15.6 | 2-2 | 32.4 | .450 | .167 | 1.000 | 3.0 | 3.0 | 3 | 0 | 13.0 |
| RHODES, Malachi | 5-5 | 26.7 | .404 | .000 | .909 | 7.2 | 0.8 | 5 | 2 | 10.4 | 2-2 | 24.7 | .474 | .000 | 1.000 | 4.0 | 0.5 | 3 | 1 | 10.5 |
| TUCKER, Deven | 5-5 | 27.0 | .593 | .000 | .700 | 4.8 | 0.8 | 12 | 1 | 7.8 | 2-2 | 23.4 | .833 | .000 | .000 | 4.5 | 0.5 | 6 | 0 | 5.0 |
| CROLEY, Gilbert | 5-5 | 29.6 | .361 | .222 | .583 | 3.8 | 2.2 | 5 | 1 | 7.0 | 2-2 | 30.3 | .231 | .000 | .667 | 3.0 | 2.5 | 0 | 0 | 5.0 |
| WHITNEY, Chappelle | 5-0 | 14.3 | .462 | .571 | .500 | 2.2 | 0.2 | 2 | 1 | 6.4 | 2-0 | 7.0 | .000 | .000 | .000 | 0.5 | 0.0 | 1 | 1 | 0.0 |
| ANDERSON, Travis | 2-0 | 19.6 | .143 | .100 | .500 | 2.0 | 1.5 | 1 | 0 | 4.0 | 2-0 | 19.6 | .143 | .100 | .500 | 2.0 | 1.5 | 1 | 0 | 4.0 |
| BOOZER, Zameron | 4-0 | 10.8 | .538 | .000 | 1.000 | 2.3 | 0.0 | 3 | 0 | 4.0 | 2-0 | 11.6 | .600 | .000 | .000 | 2.0 | 0.0 | 3 | 0 | 3.0 |
| WILLIAMS, Jelal | 5-0 | 11.0 | .467 | .000 | .333 | 2.8 | 0.4 | 3 | 4 | 3.2 | 2-0 | 9.6 | .800 | .000 | .500 | 3.5 | 0.5 | 1 | 3 | 4.5 |
| TYUS, Jaquan | 3-0 | 4.9 | 1.000 | .000 | .500 | 1.0 | 0.3 | 1 | 0 | 1.0 | 1-0 | 6.7 | 1.000 | .000 | .000 | 2.0 | 1.0 | 0 | 0 | 2.0 |
| MARTIN, Jamarious | 1-0 | 0.5 | .000 | .000 | .000 | 0.0 | 0.0 | 0 | 0 | 0.0 | 0-0 | 0.0 | .000 | .000 | .000 | 0.0 | 0.0 | 0 | 0 | 0.0 |
| LANZI, Paul | 2-0 | 3.7 | .000 | .000 | .000 | 0.0 | 0.0 | 0 | 0 | 0.0 | 0-0 | 0.0 | .000 | .000 | .000 | 0.0 | 0.0 | 0 | 0 | 0.0 |
| WILLIAMS, Colby | 1-0 | 4.0 | .000 | .000 | .000 | 1.0 | 0.0 | 0 | 0 | 0.0 | 0-0 | 0.0 | .000 | .000 | .000 | 0.0 | 0.0 | 0 | 0 | 0.0 |
| Totals | 5 | | .415 | .329 | .737 | 36.0 | 10.8 | 54 | 11 | 72.8 | 2 | | .398 | .293 | .727 | 32.5 | 12.5 | 22 | 6 | 65.0 |
| Opponent | 5 | | .469 | .367 | .803 | 34.4 | 14.2 | 48 | 24 | 79.6 | 2 | | .452 | .383 | .833 | 40.5 | 16.0 | 23 | 7 | 80.0 |

Scoring

| Player | Overall Statistics | | | | | | | | Conference Statistics | | | | | | | |
|--------------------|--------------------|-------|----------|------|--------|-------|-----|-------|-----------------------|-------|----------|------|--------|-------|-----|-------|
| | FG-FGA | FG% | 3FG-3FGA | 3FG% | FT-FTA | FT% | PTS | PTS/G | FG-FGA | FG% | 3FG-3FGA | 3FG% | FT-FTA | FT% | PTS | PTS/G |
| GASTON, Jalen | 33-80 | .413 | 16-36 | .444 | 3-4 | .750 | 85 | 17.0 | 14-34 | .412 | 10-20 | .500 | 0-0 | .000 | 38 | 19.0 |
| ROBINSON, Jalil | 21-52 | .404 | 3-12 | .250 | 33-38 | .868 | 78 | 15.6 | 9-20 | .450 | 1-6 | .167 | 7-7 | 1.000 | 26 | 13.0 |
| RHODES, Malachi | 21-52 | .404 | 0-3 | .000 | 10-11 | .909 | 52 | 10.4 | 9-19 | .474 | 0-0 | .000 | 3-3 | 1.000 | 21 | 10.5 |
| TUCKER, Deven | 16-27 | .593 | 0-0 | .000 | 7-10 | .700 | 39 | 7.8 | 5-6 | .833 | 0-0 | .000 | 0-0 | .000 | 10 | 5.0 |
| CROLEY, Gilbert | 13-36 | .361 | 2-9 | .222 | 7-12 | .583 | 35 | 7.0 | 3-13 | .231 | 0-3 | .000 | 4-6 | .667 | 10 | 5.0 |
| WHITNEY, Chappelle | 12-26 | .462 | 4-7 | .571 | 4-8 | .500 | 32 | 6.4 | 0-4 | .000 | 0-2 | .000 | 0-2 | .000 | 0 | 0.0 |
| ANDERSON, Travis | 3-21 | .143 | 1-10 | .100 | 1-2 | .500 | 8 | 4.0 | 3-21 | .143 | 1-10 | .100 | 1-2 | .500 | 8 | 4.0 |
| BOOZER, Zameron | 7-13 | .538 | 0-0 | .000 | 2-2 | 1.000 | 16 | 4.0 | 3-5 | .600 | 0-0 | .000 | 0-0 | .000 | 6 | 3.0 |
| WILLIAMS, Jelal | 7-15 | .467 | 0-2 | .000 | 2-6 | .333 | 16 | 3.2 | 4-5 | .800 | 0-0 | .000 | 1-2 | .500 | 9 | 4.5 |
| TYUS, Jaquan | 1-1 | 1.000 | 0-0 | .000 | 1-2 | .500 | 3 | 1.0 | 1-1 | 1.000 | 0-0 | .000 | 0-0 | .000 | 2 | 2.0 |
| MARTIN, Jamarious | 0-0 | .000 | 0-0 | .000 | 0-0 | .000 | 0 | 0.0 | 0-0 | .000 | 0-0 | .000 | 0-0 | .000 | 0 | 0.0 |
| LANZI, Paul | 0-0 | .000 | 0-0 | .000 | 0-0 | .000 | 0 | 0.0 | 0-0 | .000 | 0-0 | .000 | 0-0 | .000 | 0 | 0.0 |
| WILLIAMS, Colby | 0-0 | .000 | 0-0 | .000 | 0-0 | .000 | 0 | 0.0 | 0-0 | .000 | 0-0 | .000 | 0-0 | .000 | 0 | 0.0 |
| Totals | 134-323 | .415 | 26-79 | .329 | 70-95 | .737 | 364 | 72.8 | 51-128 | .398 | 12-41 | .293 | 16-22 | .727 | 130 | 65.0 |
| Opponent | 130-277 | .469 | 44-120 | .367 | 94-117 | .803 | 398 | 79.6 | 56-124 | .452 | 23-60 | .383 | 25-30 | .833 | 160 | 80.0 |

Totals

| Player | Overall Statistics | | | | | | | | | | Conference Statistics | | | | | | | | | |
|--------------------|--------------------|-------|-------|-----|----|----|----|------|----|-----|-----------------------|-------|-------|----|----|----|----|------|----|-----|
| | O-REB | D-REB | TOTAL | PF | FO | A | TO | A/TO | HI | PTS | O-REB | D-REB | TOTAL | PF | FO | A | TO | A/TO | HI | PTS |
| GASTON, Jalen | 10 | 20 | 30 | 14 | 1 | 16 | 16 | 1.0 | 35 | | 5 | 9 | 14 | 3 | 0 | 7 | 7 | 1.0 | 35 | |
| ROBINSON, Jalil | 2 | 11 | 13 | 15 | 1 | 12 | 15 | 0.8 | 22 | | 1 | 5 | 6 | 7 | 0 | 6 | 6 | 1.0 | 15 | |
| RHODES, Malachi | 18 | 18 | 36 | 14 | 1 | 4 | 18 | 0.2 | 15 | | 3 | 5 | 8 | 3 | 0 | 1 | 5 | 0.2 | 15 | |
| TUCKER, Deven | 10 | 14 | 24 | 10 | 0 | 4 | 10 | 0.4 | 15 | | 2 | 7 | 9 | 5 | 0 | 1 | 3 | 0.3 | 6 | |
| CROLEY, Gilbert | 3 | 16 | 19 | 12 | 0 | 11 | 7 | 1.6 | 11 | | 1 | 5 | 6 | 2 | 0 | 5 | 2 | 2.5 | 6 | |
| WHITNEY, Chappelle | 8 | 3 | 11 | 8 | 0 | 1 | 6 | 0.2 | 13 | | 0 | 1 | 1 | 1 | 0 | 0 | 3 | 0.0 | 0 | |
| ANDERSON, Travis | 2 | 2 | 4 | 5 | 0 | 3 | 2 | 1.5 | 5 | | 2 | 2 | 4 | 5 | 0 | 3 | 2 | 1.5 | 5 | |
| BOOZER, Zameron | 4 | 5 | 9 | 6 | 0 | 0 | 3 | 0.0 | 6 | | 2 | 2 | 4 | 3 | 0 | 0 | 1 | 0.0 | 4 | |
| WILLIAMS, Jelal | 7 | 7 | 14 | 13 | 1 | 2 | 3 | 0.7 | 5 | | 3 | 4 | 7 | 2 | 0 | 1 | 1 | 1.0 | 5 | |
| TYUS, Jaquan | 0 | 3 | 3 | 2 | 0 | 1 | 0 | 1.0 | 2 | | 0 | 2 | 2 | 0 | 0 | 1 | 0 | 1.0 | 2 | |
| MARTIN, Jamarious | 0 | 0 | 0 | 0 | 0 | 0 | 0 | 0.0 | 0 | | 0 | 0 | 0 | 0 | 0 | 0 | 0 | 0.0 | 0 | |
| LANZI, Paul | 0 | 0 | 0 | 1 | 0 | 0 | 0 | 0.0 | 0 | | 0 | 0 | 0 | 0 | 0 | 0 | 0 | 0.0 | 0 | |
| WILLIAMS, Colby | 0 | 1 | 1 | 0 | 0 | 0 | 0 | 0.0 | 0 | | 0 | 0 | 0 | 0 | 0 | 0 | 0 | 0.0 | 0 | |
| Totals | 75 | 105 | 180 | 100 | 4 | 54 | 82 | 0.7 | 89 | | 21 | 44 | 65 | 31 | 0 | 25 | 30 | 0.8 | 75 | |
| Opponent | 49 | 123 | 172 | 72 | 1 | 71 | 95 | 0.7 | 99 | | 25 | 56 | 81 | 22 | 0 | 32 | 33 | 1.0 | 84 | |



2023-24 AUM Men's Basketball
Category Leaders
All games

Page 1/3
as of Nov 30, 2023

Points

| ## | Player | G | Pts | Pts/G |
|----|--------------------|---|-----|-------|
| 0 | Gaston, Jalen | 5 | 85 | 17.0 |
| 11 | Robinson, Jalil | 5 | 78 | 15.6 |
| 10 | Rhodes, Malachi | 5 | 52 | 10.4 |
| 1 | Tucker, Deven | 5 | 39 | 7.8 |
| 21 | Croley, Gilbert | 5 | 35 | 7.0 |
| 22 | Whitney, Chappelle | 5 | 32 | 6.4 |
| 15 | Boozer, Zameron | 4 | 16 | 4.0 |
| 20 | Williams, Jelal | 5 | 16 | 3.2 |
| 3 | Anderson, Travis | 2 | 8 | 4.0 |
| 14 | Tyus, Jaquan | 3 | 3 | 1.0 |

Scoring Average

| ## | Player | G | Pts | Pts/G |
|----|--------------------|---|-----|-------|
| 0 | Gaston, Jalen | 5 | 85 | 17.0 |
| 11 | Robinson, Jalil | 5 | 78 | 15.6 |
| 10 | Rhodes, Malachi | 5 | 52 | 10.4 |
| 1 | Tucker, Deven | 5 | 39 | 7.8 |
| 21 | Croley, Gilbert | 5 | 35 | 7.0 |
| 22 | Whitney, Chappelle | 5 | 32 | 6.4 |
| 3 | Anderson, Travis | 2 | 8 | 4.0 |
| 15 | Boozer, Zameron | 4 | 16 | 4.0 |
| 20 | Williams, Jelal | 5 | 16 | 3.2 |
| 14 | Tyus, Jaquan | 3 | 3 | 1.0 |

Field Goal Percentage

| ## | Player | FG | Att | Pct |
|----|--------------------|----|-----|-------|
| 14 | Tyus, Jaquan | 1 | 1 | 1.000 |
| 1 | Tucker, Deven | 16 | 27 | .593 |
| 15 | Boozer, Zameron | 7 | 13 | .538 |
| 20 | Williams, Jelal | 7 | 15 | .467 |
| 22 | Whitney, Chappelle | 12 | 26 | .462 |
| 0 | Gaston, Jalen | 33 | 80 | .413 |
| 11 | Robinson, Jalil | 21 | 52 | .404 |
| 10 | Rhodes, Malachi | 21 | 52 | .404 |
| 21 | Croley, Gilbert | 13 | 36 | .361 |
| 3 | Anderson, Travis | 3 | 21 | .143 |

Field Goal Attempts

| ## | Player | G | Att | Att/G |
|----|-----------------|---|-----|-------|
| 0 | Gaston, Jalen | 5 | 80 | 16.0 |
| 11 | Robinson, Jalil | 5 | 52 | 10.4 |
| 10 | Rhodes, Malachi | 5 | 52 | 10.4 |
| 21 | Croley, Gilbert | 5 | 36 | 7.2 |
| 1 | Tucker, Deven | 5 | 27 | 5.4 |

Field Goals Made

| ## | Player | G | Made | Made/G |
|----|-----------------|---|------|--------|
| 0 | Gaston, Jalen | 5 | 33 | 6.6 |
| 11 | Robinson, Jalil | 5 | 21 | 4.2 |
| 10 | Rhodes, Malachi | 5 | 21 | 4.2 |
| 1 | Tucker, Deven | 5 | 16 | 3.2 |
| 21 | Croley, Gilbert | 5 | 13 | 2.6 |

3-Point FG Percentage

| ## | Player | 3FG | Att | Pct |
|----|--------------------|-----|-----|------|
| 22 | Whitney, Chappelle | 4 | 7 | .571 |
| 0 | Gaston, Jalen | 16 | 36 | .444 |
| 11 | Robinson, Jalil | 3 | 12 | .250 |
| 21 | Croley, Gilbert | 2 | 9 | .222 |
| 3 | Anderson, Travis | 1 | 10 | .100 |

3-Point FG Attempts

| ## | Player | G | Att | Att/G |
|----|--------------------|---|-----|-------|
| 0 | Gaston, Jalen | 5 | 36 | 7.2 |
| 11 | Robinson, Jalil | 5 | 12 | 2.4 |
| 3 | Anderson, Travis | 2 | 10 | 5.0 |
| 21 | Croley, Gilbert | 5 | 9 | 1.8 |
| 22 | Whitney, Chappelle | 5 | 7 | 1.4 |

3-Point FG Made

| ## | Player | G | Made | Made/G |
|----|--------------------|---|------|--------|
| 0 | Gaston, Jalen | 5 | 16 | 3.2 |
| 22 | Whitney, Chappelle | 5 | 4 | 0.8 |
| 11 | Robinson, Jalil | 5 | 3 | 0.6 |
| 21 | Croley, Gilbert | 5 | 2 | 0.4 |
| 3 | Anderson, Travis | 2 | 1 | 0.5 |



2023-24 AUM Men's Basketball
Category Leaders
All games

Page 2/3
as of Nov 30, 2023

Free Throw Percentage

| ## | Player | Made | Att | Pct |
|----|--------------------|------|-----|-------|
| 15 | Boozer, Zameron | 2 | 2 | 1.000 |
| 10 | Rhodes, Malachi | 10 | 11 | .909 |
| 11 | Robinson, Jalil | 33 | 38 | .868 |
| 0 | Gaston, Jalen | 3 | 4 | .750 |
| 1 | Tucker, Deven | 7 | 10 | .700 |
| 21 | Croley, Gilbert | 7 | 12 | .583 |
| 22 | Whitney, Chappelle | 4 | 8 | .500 |
| 3 | Anderson, Travis | 1 | 2 | .500 |
| 14 | Tyus, Jaquan | 1 | 2 | .500 |
| 20 | Williams, Jelal | 2 | 6 | .333 |

Free Throw Attempts

| ## | Player | G | Att | Att/G |
|----|--------------------|---|-----|-------|
| 11 | Robinson, Jalil | 5 | 38 | 7.6 |
| 21 | Croley, Gilbert | 5 | 12 | 2.4 |
| 10 | Rhodes, Malachi | 5 | 11 | 2.2 |
| 1 | Tucker, Deven | 5 | 10 | 2.0 |
| 22 | Whitney, Chappelle | 5 | 8 | 1.6 |

Free Throws Made

| ## | Player | G | Made | Made/G |
|----|--------------------|---|------|--------|
| 11 | Robinson, Jalil | 5 | 33 | 6.6 |
| 10 | Rhodes, Malachi | 5 | 10 | 2.0 |
| 1 | Tucker, Deven | 5 | 7 | 1.4 |
| 21 | Croley, Gilbert | 5 | 7 | 1.4 |
| 22 | Whitney, Chappelle | 5 | 4 | 0.8 |

Rebounds

| ## | Player | G | Reb | Reb/G |
|----|-----------------|---|-----|-------|
| 10 | Rhodes, Malachi | 5 | 36 | 7.2 |
| 0 | Gaston, Jalen | 5 | 30 | 6.0 |
| 1 | Tucker, Deven | 5 | 24 | 4.8 |
| 21 | Croley, Gilbert | 5 | 19 | 3.8 |
| 20 | Williams, Jelal | 5 | 14 | 2.8 |

Assists

| ## | Player | G | Ast | Ast/G |
|----|-----------------|---|-----|-------|
| 0 | Gaston, Jalen | 5 | 16 | 3.2 |
| 11 | Robinson, Jalil | 5 | 12 | 2.4 |
| 21 | Croley, Gilbert | 5 | 11 | 2.2 |
| 10 | Rhodes, Malachi | 5 | 4 | 0.8 |
| 1 | Tucker, Deven | 5 | 4 | 0.8 |

Rebounds Average

| ## | Player | G | Reb | Reb/G |
|----|-----------------|---|-----|-------|
| 10 | Rhodes, Malachi | 5 | 36 | 7.2 |
| 0 | Gaston, Jalen | 5 | 30 | 6.0 |
| 1 | Tucker, Deven | 5 | 24 | 4.8 |
| 21 | Croley, Gilbert | 5 | 19 | 3.8 |
| 20 | Williams, Jelal | 5 | 14 | 2.8 |

Steals

| ## | Player | G | Stl | Stl/G |
|----|-----------------|---|-----|-------|
| 1 | Tucker, Deven | 5 | 12 | 2.4 |
| 0 | Gaston, Jalen | 5 | 11 | 2.2 |
| 11 | Robinson, Jalil | 5 | 11 | 2.2 |
| 10 | Rhodes, Malachi | 5 | 5 | 1.0 |
| 21 | Croley, Gilbert | 5 | 5 | 1.0 |

Offensive Rebounds

| ## | Player | G | OReb | OReb/G |
|----|--------------------|---|------|--------|
| 10 | Rhodes, Malachi | 5 | 18 | 3.6 |
| 0 | Gaston, Jalen | 5 | 10 | 2.0 |
| 1 | Tucker, Deven | 5 | 10 | 2.0 |
| 22 | Whitney, Chappelle | 5 | 8 | 1.6 |
| 20 | Williams, Jelal | 5 | 7 | 1.4 |

Blocked Shots

| ## | Player | G | Blk | Blk/G |
|----|-----------------|---|-----|-------|
| 20 | Williams, Jelal | 5 | 4 | 0.8 |
| 10 | Rhodes, Malachi | 5 | 2 | 0.4 |
| 0 | Gaston, Jalen | 5 | 1 | 0.2 |
| 11 | Robinson, Jalil | 5 | 1 | 0.2 |
| 1 | Tucker, Deven | 5 | 1 | 0.2 |

Defensive Rebounds

| ## | Player | G | DReb | DReb/G |
|----|-----------------|---|------|--------|
| 0 | Gaston, Jalen | 5 | 20 | 4.0 |
| 10 | Rhodes, Malachi | 5 | 18 | 3.6 |
| 21 | Croley, Gilbert | 5 | 16 | 3.2 |
| 1 | Tucker, Deven | 5 | 14 | 2.8 |
| 11 | Robinson, Jalil | 5 | 11 | 2.2 |

Minutes

| ## | Player | G | Min | Min/G |
|----|-----------------|---|-----|-------|
| 0 | Gaston, Jalen | 5 | 193 | 38:32 |
| 11 | Robinson, Jalil | 5 | 155 | 31:02 |
| 21 | Croley, Gilbert | 5 | 148 | 29:35 |
| 1 | Tucker, Deven | 5 | 135 | 27:01 |
| 10 | Rhodes, Malachi | 5 | 133 | 26:42 |



2023-24 AUM Men's Basketball
Category Leaders
All games

Page 3/3
as of Nov 30, 2023

Fouls

| ## | Player | G | PF | PF/G |
|----|-----------------|---|----|------|
| 11 | Robinson, Jalil | 5 | 15 | 3.0 |
| 0 | Gaston, Jalen | 5 | 14 | 2.8 |
| 10 | Rhodes, Malachi | 5 | 14 | 2.8 |
| 20 | Williams, Jelal | 5 | 13 | 2.6 |
| 21 | Croley, Gilbert | 5 | 12 | 2.4 |

Turnovers

| ## | Player | G | TO | TO/G |
|----|-----------------|---|----|------|
| 10 | Rhodes, Malachi | 5 | 18 | 3.6 |
| 0 | Gaston, Jalen | 5 | 16 | 3.2 |
| 11 | Robinson, Jalil | 5 | 15 | 3.0 |
| 1 | Tucker, Deven | 5 | 10 | 2.0 |
| 21 | Croley, Gilbert | 5 | 7 | 1.4 |

Foul Outs

| ## | Player | G | FO |
|----|-----------------|---|----|
| 0 | Gaston, Jalen | 5 | 1 |
| 11 | Robinson, Jalil | 5 | 1 |
| 10 | Rhodes, Malachi | 5 | 1 |
| 20 | Williams, Jelal | 5 | 1 |



2023-24 AUM Men's Basketball
Season Box - Average per 40 Minutes
All games

Page 1/1
as of Nov 30, 2023

| ## | Player | min | fgm | fga | pct | 3fgm | 3fga | pct | ftm | fta | pct | oreb | dreb | treb | pf | a | to | blk | stl | pts |
|----|--------------------|-----|-----|------|-------|------|------|------|-----|-----|-------|------|------|------|-----|-----|-----|-----|-----|------|
| 3 | ANDERSON, Travis | 40 | 3.1 | 21.4 | .143 | 1.0 | 10.2 | .100 | 1.0 | 2.0 | .500 | 2.0 | 2.0 | 4.1 | 5.1 | 3.1 | 2.0 | 0.0 | 1.0 | 8.1 |
| 15 | BOOZER, Zameron | 40 | 6.5 | 12.0 | .538 | 0.0 | 0.0 | .000 | 1.8 | 1.8 | 1.000 | 3.7 | 4.6 | 8.3 | 5.5 | 0.0 | 2.8 | 0.0 | 2.8 | 14.8 |
| 21 | CROLEY, Gilbert | 40 | 3.5 | 9.7 | .361 | 0.5 | 2.4 | .222 | 1.9 | 3.2 | .583 | 0.8 | 4.3 | 5.1 | 3.2 | 3.0 | 1.9 | 0.3 | 1.4 | 9.5 |
| 0 | GASTON, Jalen | 40 | 6.9 | 16.6 | .413 | 3.3 | 7.5 | .444 | 0.6 | 0.8 | .750 | 2.1 | 4.2 | 6.2 | 2.9 | 3.3 | 3.3 | 0.2 | 2.3 | 17.6 |
| 4 | LANZI, Paul | 40 | 0.0 | 0.0 | .000 | 0.0 | 0.0 | .000 | 0.0 | 0.0 | .000 | 0.0 | 0.0 | 0.0 | 5.5 | 0.0 | 0.0 | 0.0 | 0.0 | 0.0 |
| 25 | MARTIN, Jamarious | 40 | 0.0 | 0.0 | .000 | 0.0 | 0.0 | .000 | 0.0 | 0.0 | .000 | 0.0 | 0.0 | 0.0 | 0.0 | 0.0 | 0.0 | 0.0 | 0.0 | 0.0 |
| 10 | RHODES, Malachi | 40 | 6.3 | 15.6 | .404 | 0.0 | 0.9 | .000 | 3.0 | 3.3 | .909 | 5.4 | 5.4 | 10.8 | 4.2 | 1.2 | 5.4 | 0.6 | 1.5 | 15.6 |
| 11 | ROBINSON, Jalil | 40 | 5.4 | 13.4 | .404 | 0.8 | 3.1 | .250 | 8.5 | 9.8 | .868 | 0.5 | 2.8 | 3.4 | 3.9 | 3.1 | 3.9 | 0.3 | 2.8 | 20.1 |
| 1 | TUCKER, Deven | 40 | 4.7 | 8.0 | .593 | 0.0 | 0.0 | .000 | 2.1 | 3.0 | .700 | 3.0 | 4.1 | 7.1 | 3.0 | 1.2 | 3.0 | 0.3 | 3.6 | 11.6 |
| 14 | TYUS, Jaquan | 40 | 2.7 | 2.7 | 1.000 | 0.0 | 0.0 | .000 | 2.7 | 5.5 | .500 | 0.0 | 8.2 | 8.2 | 5.5 | 2.7 | 0.0 | 0.0 | 2.7 | 8.2 |
| 22 | WHITNEY, Chappelle | 40 | 6.7 | 14.5 | .462 | 2.2 | 3.9 | .571 | 2.2 | 4.5 | .500 | 4.5 | 1.7 | 6.1 | 4.5 | 0.6 | 3.3 | 0.6 | 1.1 | 17.9 |
| 32 | WILLIAMS, Colby | 40 | 0.0 | 0.0 | .000 | 0.0 | 0.0 | .000 | 0.0 | 0.0 | .000 | 0.0 | 10.0 | 10.0 | 0.0 | 0.0 | 0.0 | 0.0 | 0.0 | 0.0 |
| 20 | WILLIAMS, Jelal | 40 | 5.1 | 10.9 | .467 | 0.0 | 1.5 | .000 | 1.5 | 4.4 | .333 | 5.1 | 5.1 | 10.2 | 9.4 | 1.5 | 2.2 | 2.9 | 2.2 | 11.6 |

Note: All statistics are pro-rated based on an average per 40-minute game.